

Scalar leptoquark effects on $B \rightarrow \mu\bar{\nu}$ decay

Wei-Shu Hou, Tanmoy Modak and Gwo-Guang Wong
Department of Physics, National Taiwan University, Taipei 10617, Taiwan

Purely leptonic B meson decays provide unique probes for physics Beyond the Standard Model. We study the impact of a scalar leptoquark, S_1 , on $B \rightarrow \mu\bar{\nu}$ decay. We find that, for $m_{S_1} \sim 1$ TeV, the S_1 leptoquark can modify the $B \rightarrow \mu\bar{\nu}$ rate significantly. Such a leptoquark can in principle also alter the $B \rightarrow \tau\bar{\nu}$ rate. However, current searches from LHC and low energy physics provide some constraints on the parameter space.

I. INTRODUCTION

Purely leptonic B^- meson decays provide clean probes to new physics beyond the Standard Model (SM). The prime example is $B \rightarrow \tau\bar{\nu}$ [1], where the experimental observation [2] has provided one of the strongest constraints on parameters of a charged Higgs boson, especially in the so-called two Higgs doublet model (2HDM) type II [3] that automatically arises with supersymmetry. The $B \rightarrow \mu\bar{\nu}$ decay is further helicity suppressed, and has not been observed so far. It was pointed out recently that, while the ratio $\mathcal{B}(B \rightarrow \mu\bar{\nu})/\mathcal{B}(B \rightarrow \tau\bar{\nu})$ is predicted to be the same for both SM and the popular 2HDM type II [1], the value could deviate [4, 5] from the SM expectation in the more general 2HDM (g2HDM) that allows extra Yukawa couplings.

The Belle experiment has recently measured $\mathcal{B}(B \rightarrow \mu\bar{\nu}) = (6.46 \pm 2.22 \pm 1.60) \times 10^{-7}$ [6] using the full dataset of 711 fb^{-1} , finding 2.4σ significance. This should be compared with the Standard Model (SM) expectation around 3.92×10^{-7} [5]. In anticipation of Belle II data, the measurement was further updated to $\mathcal{B}(B \rightarrow \mu\bar{\nu}) = (5.3 \pm 2.0 \pm 0.9) \times 10^{-7}$ [7], with the aim of improving the systematics error. Despite a slight drop in central value, the significance moved up from 2.4σ to 2.8σ [7]. Assuming the SM rate, the Belle II experiment should be able to observe $B \rightarrow \mu\bar{\nu}$ decay with $\sim 5 \text{ ab}^{-1}$ [8] in its early running. If the rate is actually larger than SM, observation would come sooner.

It is well known that leptoquarks (LQ) can also affect semileptonic and purely leptonic meson decays [9], which has been of some interest lately. The impact of a scalar LQ (SLQ) on $B \rightarrow \tau\bar{\nu}$ decays and the associated constraints have been discussed in Refs. [10, 11]. In this paper we study the effect of the SLQ, S_1 , on $B \rightarrow \mu\bar{\nu}$ decay and discuss the possible constraints. For sake of comparison, the impact of S_1 on $B \rightarrow \tau\bar{\nu}$ decay is also considered. The experimental searches for SLQs at the LHC (see e.g. Refs. [12, 13]) are based on the minimal Buchmüller-Rückl-Wyler model [14]. In our study, we allow S_1 to couple to different generations of quarks and leptons [9]. This work is therefore complementary to the previous study of Ref. [5] on H^+ effects in g2HDM, where the effective 4-Fermi operator approach was adopted to match the experimental presentation [7]. Our starting point would be from this New Physics (NP) Wilson coefficient language.

We find that deviations of the $B \rightarrow \mu\bar{\nu}$, $\tau\bar{\nu}$ decay rates from their SM expectations are constrained in particular by direct searches at the LHC, as well as several low energy measurements. The direct search constraints arise primarily from S_1 pair production, followed by $S_1 \rightarrow q\mu^\pm$ decay [15, 16], which cuts into the parameter space allowed by $\mathcal{B}(B \rightarrow \mu\bar{\nu})$. Although $\mathcal{B}(B \rightarrow \tau\bar{\nu})$ is less constrained, the case of complex S_1 Yukawa couplings is constrained by the electric dipole moment (EDM) of the neutron [11].

The paper is organized as follows. We give the formalism in Sec. II, then present our results on Wilson coefficients in Sec. III. We discuss possible constraints on SLQ Yukawa couplings in Sec. IV, and summarize with some discussions in Sec. V.

II. FORMALISM

Let us consider the SLQ, S_1 , which has quantum numbers $(\bar{3}, 1, 1/3)$ under the SM gauge group. The relevant Lagrangian of S_1 interacting with SM quarks and leptons can be written as¹

$$\mathcal{L} = \left(y_{ij}^L \overline{Q}_{iL}' \tau_2 L_{jL}' + y_{ij}^R \overline{u}_{iR}' \ell_{jR}' \right) S_1 + H.c. \quad (1)$$

In the above, $Q_L' (L_L')$ denotes the left-handed quark (lepton) doublet under $SU(2)_L$, while $u_R' (\ell_R')$ denotes the right-handed up-type quark (charged lepton) singlet, and i, j are generation indices. These fermion states are written in the down-type quark mass basis. After rotating to mass eigenbasis via the transformations $u_{Li}' \rightarrow (V^\dagger)_{ij} u_{Lj}$, $d_{Li}' \rightarrow d_{Li}$, $\ell_{Li}' \rightarrow \ell_{Li}$, $\nu_{Li}' \rightarrow U_{ij} \nu_{Lj}$, where V and U are the CKM and PMNS matrices, respectively, the Lagrangian of Eq. (1) can be expanded in the mass eigenbasis as

$$\mathcal{L} = (V^* y^L)_{ij} \overline{u}_i^c L_{Lj} S_1 - (y^L U)_{ij} \overline{d}_i^c L_{Lj} S_1 + y_{ij}^R \overline{u}_i^c R_{Lj} S_1 + H.c., \quad (2)$$

where $L, R = (1 \mp \gamma_5)/2$.

¹ Concerning the stability of the proton, we turn off the coupling of SLQ to di-quarks by imposing appropriate symmetry. We also do not consider right-handed neutral leptons in this paper.

For purely leptonic B^- decays, the effective Hamiltonian in neutrino flavor-basis is given by

$$\mathcal{H}_{\text{eff}} = \frac{4G_F}{\sqrt{2}} V_{ub} \left(C_{VL}^{\ell\ell'} \mathcal{O}_{VL}^{\ell\ell'} + C_{SL}^{\ell\ell'} \mathcal{O}_{SL}^{\ell\ell'} \right), \quad (3)$$

where

$$\begin{aligned} \mathcal{O}_{VL}^{\ell\ell'} &= (\bar{u}\gamma^\mu L b) (\bar{\ell}\gamma_\mu L \nu_{\ell'}), \\ \mathcal{O}_{SL}^{\ell\ell'} &= (\bar{u} L b) (\bar{\ell} L \nu_{\ell'}). \end{aligned} \quad (4)$$

The SM contributes only to the $V-A$ interaction via W -boson exchange, where the Wilson coefficients are written as $C_{VL}^{\ell\ell'} = C_{VL}^{SM,\ell\ell'} + C_{VL}^{LQ,\ell\ell'}$, with $C_{VL}^{SM,\ell\ell'} = \delta_{\ell\ell'}$. The leptoquark contributions, at the m_{S_1} scale, are given by

$$\begin{aligned} C_{VL}^{\ell\ell'} &\simeq \frac{\sqrt{2}}{8G_F V_{ub}} \frac{y_{1\ell}^{L*} y_{3\ell'}^L}{m_{S_1}^2}, \\ C_{SL}^{\ell\ell'} &= -\frac{\sqrt{2}}{8G_F V_{ub}} \frac{y_{1\ell}^{R*} y_{3\ell'}^L}{m_{S_1}^2}, \end{aligned} \quad (5)$$

where we have approximated the factor $V_{ud} y_{ki}^{L*}$, with k summed over, as y_{1i}^{L*} , i.e. we assume the other y_{2i}^{L*} , y_{3i}^{L*} factors do not overpower the CKM suppression of V_{us} and V_{ub} , respectively.

The branching ratio for $B \rightarrow \ell \bar{\nu}_\ell$ in SM is well known

$$\mathcal{B}_{B \rightarrow \ell \bar{\nu}_\ell}^{SM} = |V_{ub}|^2 f_B^2 \frac{G_F^2 m_B m_\ell^2}{8\pi \Gamma_B} \left(1 - \frac{m_\ell^2}{m_B^2} \right)^2. \quad (6)$$

Adding the SLQ contributions, the branching ratio can be expressed as

$$\begin{aligned} \mathcal{B}(B \rightarrow \ell \bar{\nu}) &= \mathcal{B}_{B \rightarrow \ell \bar{\nu}_\ell}^{SM} \times \\ &\sum_{\ell'=e,\mu,\tau} \left| \delta_{\ell\ell'} - |C_{SL}^{\ell\ell'}| e^{i\phi_{\ell\ell'}^S} \frac{m_B^2}{m_\ell m_b} + |C_{VL}^{\ell\ell'}| e^{i\phi_{\ell\ell'}^V} \right|^2, \end{aligned} \quad (7)$$

where the undetected anti-neutrino flavor ℓ' in the final state is summed over. Eq. (7) is essentially the same form used by Belle [7], except that we allow for the phase(s) $\phi_{\ell\ell'}^{S(V)}$ of $C_{S(V)L}^{\ell\ell'}$, which is the phase difference between the product of Yukawa couplings and V_{ub} . Note that the Wilson coefficients corresponding to the scalar operators in Eq. (7) should be evolved to the B meson scale via RGE [2]

$$C_{SL}^{\ell\ell'} = -\frac{\bar{m}_b(\bar{m}_b)}{\bar{m}_b(\mu_0)} \frac{\sqrt{2}}{8G_F V_{ub}} \frac{y_{1\ell}^{R*} y_{3\ell'}^L}{m_{S_1}^2}, \quad (8)$$

where $\bar{m}_b(\bar{m}_b)$ and $\bar{m}_b(\mu_0)$ are the $\overline{\text{MS}}$ running masses evaluated at \bar{m}_b and m_{S_1} , respectively.

Defining the ratio

$$\mathcal{R}_B^{\mu/\tau} \equiv \frac{\mathcal{B}(B \rightarrow \mu \bar{\nu})}{\mathcal{B}(B \rightarrow \tau \bar{\nu})}, \quad (9)$$

in SM one finds

$$\mathcal{R}_B^{\mu/\tau}|^{\text{SM}} = \frac{m_\mu^2(m_B^2 - m_\mu^2)^2}{m_\tau^2(m_B^2 - m_\tau^2)^2} \cong 0.0045, \quad (10)$$

which is relatively precise (subject to mild QED corrections) since it involves only lepton masses. The prediction for 2HDM type II is the same [1, 4, 5].

The $B \rightarrow \ell \bar{\nu}$ ($\ell = \mu, \tau$) decay rates can deviate from SM predictions in the presence of the SLQ S_1 . We shall ignore $y_{i1}^{L(R)}$ couplings and set them to zero for simplicity [17]. This is similar to the treatment of Ref. [18] where both $y_{i1}^{L(R)}$ and $y_{1i}^{L(R)}$ were assumed to be zero. Here we set $y_{i1}^{L(R)} = 0$, and note that these parameters enter in the electron EDM at one loop, hence receive severe constraints from the recent ACME result [19]. But $y_{1i}^{L(R)}$ are less constrained. In the following, we will first present the Belle measurements of $B \rightarrow \mu \bar{\nu}$ and $B \rightarrow \tau \bar{\nu}$ decays in terms of $C_{S(V)L}^{\ell\ell'}$ Wilson coefficients, then discuss in some detail the constraints on relevant $y_{1i}^{L(R)}$ Yukawa couplings, including other possible processes.

III. CONSTRAINING WILSON COEFFICIENTS

From Eq. (7) one can see that both the Wilson coefficients $C_{SL}^{\ell\ell'}$ and $C_{VL}^{\ell\ell'}$ can alter $B \rightarrow \ell \bar{\nu}$ decay rates. However, the former is more efficient, as $C_{SL}^{\ell\ell'}$ receives the $m_B^2/m_\ell m_b$ enhancement factor compared with the $C_{VL}^{\ell\ell'}$ term. This is especially true for $B \rightarrow \mu \bar{\nu}$ decay, where $m_B^2/m_\mu m_b \sim 60$. For $B \rightarrow \tau \bar{\nu}$ decay, the $C_{SL}^{\tau\ell'}$ mechanism does not get large enhancement because $1/m_\tau$ is smaller than $1/m_\mu$, but there is still some advantage over $C_{VL}^{\tau\ell'}$ by $m_B^2/m_\tau m_b \sim 4$. Hence, from here on we will primarily focus on $C_{SL}^{\ell\ell'}$, and touch only briefly on the $C_{VL}^{\ell\ell'}$ mechanism.

A. $B \rightarrow \mu \bar{\nu}$ decay

We first focus on $B \rightarrow \mu \bar{\nu}$ decay. Depending on the type of anti-neutrino flavor in the final state, there are different $C_{SL}^{\ell\ell'}$ Wilson coefficients that can modify the $B \rightarrow \mu \bar{\nu}$ rate. For muon anti-neutrino in final state, $C_{SL}^{\mu\mu}$ interferes with the SM contribution, i.e. $\delta_{\mu\mu} = 1$ in Eq. (7), while $C_{SL}^{\mu e}$ and $C_{SL}^{\mu\tau}$ effects add in quadrature for electron and tau anti-neutrino emission. But as already mentioned, $C_{SL}^{\mu e}$ receives stringent constraints, hence we ignore this Wilson coefficient for simplicity.

We plot $\mathcal{B}(B \rightarrow \mu \bar{\nu})$ in the $|C_{SL}^{\mu\mu}|$ vs $\phi_{\mu\mu}^S$ plane in the left panel of Fig. 1, setting all other Wilson coefficients to zero, while in the right panel we give the dependence of $\mathcal{B}(B \rightarrow \mu \bar{\nu})$ on $|C_{SL}^{\mu\tau}|$, where a $\bar{\nu}_\tau$ is emitted. In generating Fig. 1, we used $\mathcal{B}(B \rightarrow \mu \bar{\nu})|^{SM} \simeq 3.92 \times 10^{-7}$, which arises from utilizing $f_B = 190$ MeV from FLAG [20], and the exclusive value $|V_{ub}|^{\text{excl.}} = 3.70 \times 10^{-3}$ [2].

Taking a closer look, Fig. 1(left) plots the contours for $\mathcal{B}(B \rightarrow \mu \bar{\nu})$ in the $|C_{SL}^{\mu\mu}|$ vs $\phi_{\mu\mu}^S$ plane. This is because the Wilson coefficients arising from extra Yukawa couplings of the SLQ are in general complex. The SM value for $\mathcal{B}(B \rightarrow \mu \bar{\nu})$ is given by the red solid lines, while the

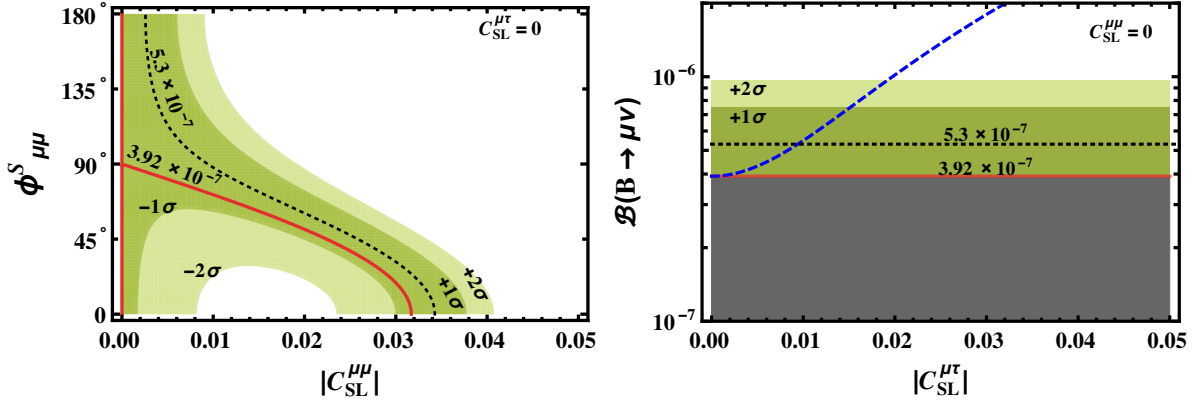


FIG. 1. Branching ratio of $B \rightarrow \mu\nu$ with $|C_{SL}^{\ell\ell'}| = 0$ mechanism ($|C_{VL}^{\ell\ell'}| = 0$). The left panel plots the contours in $|C_{SL}^{\mu\mu}|$ vs $\phi_{\mu\mu}^S$ plane, and the blue dashed line in the right panel gives the $|C_{SL}^{\mu\tau}|$ dependence of $\mathcal{B}(B \rightarrow \mu\nu)$. For both panels, the red solid and black dotted lines correspond to the SM (3.92×10^{-7}) and Belle central values (5.3×10^{-7}), respectively, while the current 1σ and 2σ ranges are shown in dark and light green shades. The $B \rightarrow \mu\nu$ rate can only be enhanced by $|C_{SL}^{\mu\tau}|$, where a $\bar{\nu}_\tau$ is emitted, which is marked by the darker gray shades below the SM (red) line in the right panel.

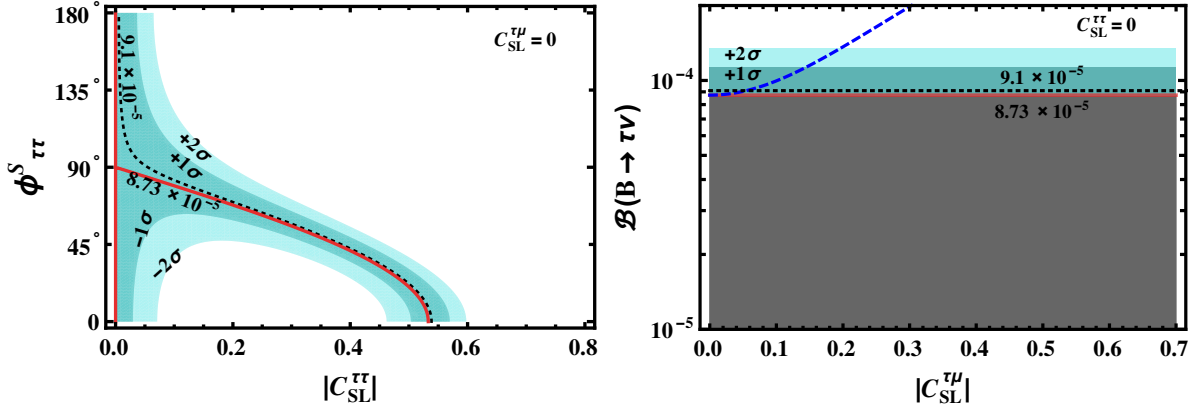


FIG. 2. Similar to Fig. 1, but for $B \rightarrow \tau\nu$ decay. See text for details.

central value from Belle is illustrated by the black dotted line, with green dark (light) shaded regions illustrating the 1σ (2σ) range [7]. For $\bar{\nu}_\tau$ emission, which is not distinguished by experiment, the dependence of $\mathcal{B}(B \rightarrow \mu\nu)$ on $|C_{SL}^{\mu\tau}|$ is given by blue dashed line in Fig. 1(right), which can be only constructive as it adds in quadrature. At this level of discussion, as one is using operator language with Wilson coefficients that follow the presentation by Belle, the plots bear similarity to those in Ref. [5] that treat H^+ effects in g2HDM.

Before turning to $B \rightarrow \tau\nu$, let us compare the $C_{SL}^{\ell\ell'}$ and $C_{VL}^{\ell\ell'}$ mechanisms. We see from Fig. 1 that, to account for the Belle central value for $\mathcal{B}(B \rightarrow \mu\nu)$ [7], one needs

$$|C_{SL}^{\mu\mu}| \lesssim 0.0344 \text{ (0.0026) for } \phi_{\mu\mu}^S = 0 (\pi), \quad (11)$$

while one finds from Eq. (7) that

$$|C_{VL}^{\mu\mu}| \lesssim 0.1641 \text{ (2.1709) for } \phi_{\mu\mu}^V = 0 (\pi), \quad (12)$$

which are much larger in value. Similarly, $|C_{SL}^{\mu\tau}| = 0.009$ is sufficient to explain the Belle central value, but $|C_{VL}^{\mu\tau}|$

would need to be 0.568 to produce the same effect. The required value of $|C_{SL}^{\mu\mu}|$ for $\phi_{\mu\mu}^S = 0 (\pi)$ is about a factor of $m_B^2/m_\mu m_b \sim 60$ smaller than that of $|C_{VL}^{\mu\mu}|$ for $\phi_{\mu\mu}^V = \pi (0)$, similarly for $|C_{SL}^{\mu\tau}|$ versus $|C_{VL}^{\mu\tau}|$. This illustrates that $C_{SL}^{\ell\ell'}$ provides a much more efficient mechanism to modify $\mathcal{B}(B \rightarrow \mu\nu)$ compared with $C_{VL}^{\ell\ell'}$.

B. $B \rightarrow \tau\nu$ decay

In Fig. 2(left) we give the contours of $\mathcal{B}(B \rightarrow \tau\nu)$ in the $|C_{SL}^{\tau\tau}|$ vs $\phi_{\tau\tau}^S$ plane, where $\bar{\nu}_\tau$ is emitted, as well as dependence on $|C_{SL}^{\tau\mu}|$ in Fig. 2(right), for $\bar{\nu}_\mu$ emission. We have used the Belle average value of $\mathcal{B}(B \rightarrow \tau\nu) = (9.1 \pm 2.2) \times 10^{-5}$ from PDG, while the SM expectation is 8.73×10^{-5} [5]. These are given by black dotted and red solid lines, respectively. The 1σ and 2σ allowed ranges are illustrated by the dark and light cyan shaded regions, while the blue dashed line depicts the dependence of $\mathcal{B}(B \rightarrow \tau\nu)$ on $|C_{SL}^{\tau\mu}|$ for Fig. 2(right). Unlike

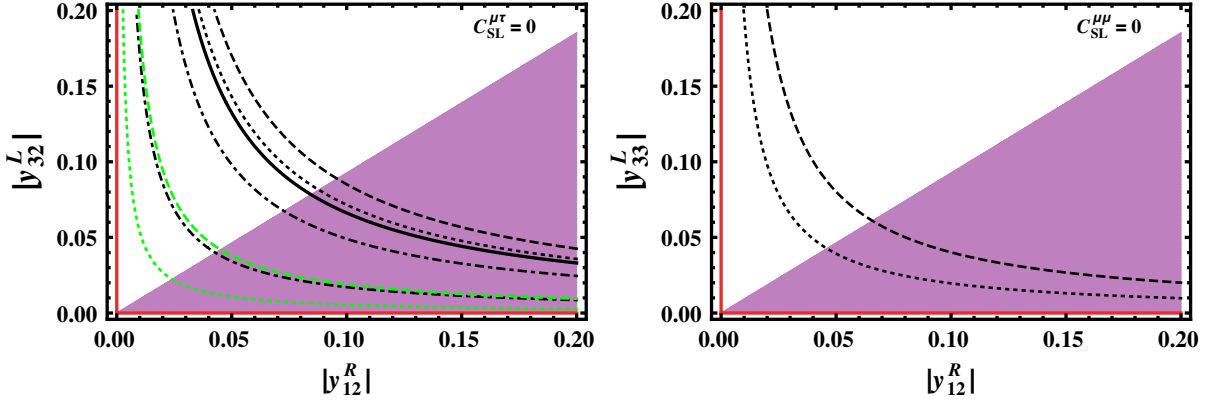


FIG. 3. $\mathcal{B}(B \rightarrow \mu \bar{\nu})$ in $|y_{12}^R|$ vs $|y_{32}^L|$ (left) and $|y_{12}^R|$ vs $|y_{33}^L|$ (right) planes, where we take $m_{S_1} = 1.2$ TeV. The solid contours in both panels represent the SM expectations, whereas the dotted, dotdashed and dashed contours denote the central value, -2σ and $+2\sigma$ limits of Belle measurement. In the left panel, the black and green colored contours are for $\phi_{\mu\mu} = 0$ and π respectively. In the right panel the dotted and dashed contours are plotted in black, however, it should be understood that these contours do not depend on the overall phase, and hence black colors does not correspond to any phase labeling. The red solid lines in the respective panels illustrate SM expected value when the magnitude of the any one of the couplings is zero. The purple shaded regions are excluded by ATLAS SLQ pair production [16]. See text for further discussion.

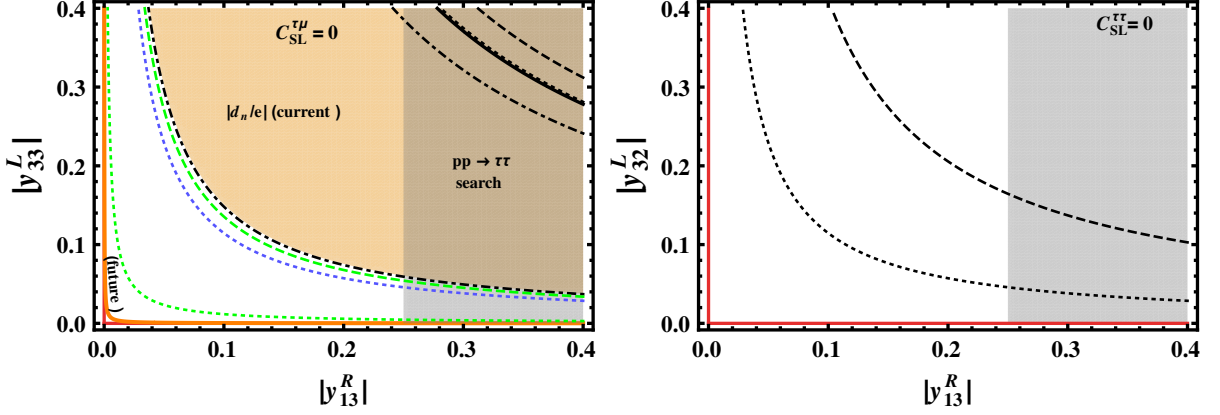


FIG. 4. Similar to Fig. 3 but for $\mathcal{B}(B \rightarrow \tau \bar{\nu})$. The contours types and color schemes are basically same as in Fig. 3 except for one additional blue dotted contour, which represents the Belle central value for purely imaginary phase ($\phi_{\tau\tau} = \pi/2$). The orange shaded region and the thick orange line illustrate the current and future reach of constraint from neutron EDM for purely imaginary $\phi_{\tau\tau}$, as it probes CP violation. The light gray shaded regions in both panels are excluded by ATLAS $pp \rightarrow \tau\tau$ search [48]. See text for further discussion.

$B \rightarrow \mu \bar{\nu}$ decay, the $|C_{SL}^{\tau\tau, \tau\mu}|$ mechanisms do not have large enhancement factors over $|C_{VL}^{\tau\tau, \tau\mu}|$, as can be seen from Eq. (7). As a result, larger Wilson coefficient values are needed compared with the $B \rightarrow \mu \bar{\nu}$ case of Fig. 1.

IV. CONSTRAINTS ON LEPTOQUARK YUKAWA COUPLINGS

Our presentation so far is not so different from the H^+ study [5] in g2HDM with extra Yukawa couplings, as we follow the effective Hamiltonian approach used by Belle [7], except allowing the Wilson coefficients to be complex. The underlying physics is, however, quite different. To find the allowed parameter space for S_1 lepto-

quark, we turn to study $\mathcal{B}(B \rightarrow \mu \bar{\nu})$ and $\mathcal{B}(B \rightarrow \tau \bar{\nu})$ in terms of the relevant S_1 Yukawa couplings y_{12}^R , y_{13}^R , y_{32}^L and y_{33}^L .

A. Constraints from $B \rightarrow \mu \bar{\nu}$ and $B \rightarrow \tau \bar{\nu}$

For simplicity, in the left (right) panel of Fig. 3, we assume y_{12}^R and y_{32}^L , i.e. equivalently $y_{u\mu}^R$ and $y_{b\nu_\mu}^L$ (y_{12}^R and y_{33}^L , i.e. equivalently $y_{b\nu_\tau}^L$) are the only nonvanishing couplings. Similarly, for Fig. 4(left), we set all couplings to zero except y_{13}^R and y_{33}^L , i.e. equivalently $y_{u\tau}^R$ and $y_{b\nu_\tau}^L$, whereas we take y_{13}^R and y_{32}^L , i.e. equivalently $y_{b\nu_\mu}^L$ as the only nonzero couplings for Fig. 4(right). As we focus in

this subsection on the $|C_{SL}^{\ell\ell'}|$ mechanism, we drop the S superscript from $\phi_{\ell\ell'}$ from here on.

Let us understand Figs. 3 and 4 better. We have chosen $m_{S_1} = 1.2$ TeV for illustration. In both figures, the central value of Belle measurement, $+2\sigma$ and -2σ ranges, are denoted by dotted, dashed and dotdashed contours respectively. The solid curves illustrate the SM expectation, but correspond to rather sizable S_1 Yukawa couplings, or when one of the couplings vanishes, which would be elucidated later. The left (right) panel of Fig. 3 corresponds essentially to Fig. 1 left (right), where we set all $C_{SL}^{\ell\ell'} = 0$ except $C_{SL}^{\mu\mu}$ ($C_{SL}^{\mu\tau}$). However, we note that there is a negligibly small contribution (proportional to V_{ub}) in Fig. 3(left) from $C_{VL}^{\mu\mu}$ if y_{32}^L is non-zero, which we neglect. A similar procedure is followed for Fig. 4.

For the detailed respective contours, in Fig. 3(left) we have two sets of contours for Belle central values of $\mathcal{B}(B \rightarrow \mu\bar{\nu})$: one for $\phi_{\mu\mu} = 0$, the other for $\phi_{\mu\mu} = \pi$, which are denoted as black and green colors respectively. The former requires larger values of $|y_{12}^R|$ and $|y_{32}^L|$ couplings than the latter. This can be understood from Eqs. (7) and (8), where the S_1 contribution for $\phi_{\mu\mu} = \pi$ interferes constructively with SM in Eq. (8), while destructively for $\phi_{\mu\mu} = 0$. Similarly, there are two dashed contours for Belle $+2\sigma$ range, the black one is associated with $\phi_{\mu\mu} = 0$, while the green one is for $\phi_{\mu\mu} = \pi$. For Belle -2σ range, however, destructive interference with the SM contribution would be needed, which is possible only for $\phi_{\mu\mu} = 0$, but not for $\phi_{\mu\mu} = \pi$. In this case one has *two* black dotdashed contours, illustrating the quadratic solutions (see Eq. (7)) for $|y_{12}^R|$ and $|y_{32}^L|$ couplings to give the Belle -2σ range. A similar explanation goes for $\mathcal{B}(B \rightarrow \tau\bar{\nu})$ in Fig. 4(left), where there are two dotted and dashed contours each for the Belle central value and $+2\sigma$ range, corresponding to $\phi_{\tau\tau} = 0$ and π , shown by black and green respectively. But for the Belle -2σ range there are again two black dotdashed contours for $\phi_{\tau\tau} = 0$, due to quadratic solutions for $|y_{13}^R|$ and $|y_{33}^L|$ couplings.

The black and red solid contours in Figs. 3(left) and 4(left) correspond to the SM expectations for $\mathcal{B}(B \rightarrow \mu\bar{\nu})$ and $\mathcal{B}(B \rightarrow \tau\bar{\nu})$, respectively, which require some explanation. One would obviously recover the SM value when Yukawa couplings vanish, as illustrated by the red solid straight lines in each of these figures. But for $\phi_{\mu\mu}$, $\phi_{\tau\tau} = 0$ where the SLQ interferes destructively, large Yukawa couplings can overpower the SM effect to reach the SM value, which are the black solid lines displayed in Figs. 3(left) and 4(left).

In contrast, the right panels of Figs. 3 and 4 are straightforward: the SLQ contributions can only add in quadrature, therefore one has black dotted and dashed lines, respectively for Belle central values and $+2\sigma$ ranges.

We have also plotted the Belle central value for $\phi_{\tau\tau} = \pi/2$ in Fig. 4(left), to compare with the constraint from neutron EDM discussed later. In this case, the SLQ contribution is purely imaginary, and adds in quadrature to

the SM effect. Note that the Wilson coefficients are generally complex, as illustrated in Figs. 1 and 2. So, the actual interpretation in terms of SLQ Yukawa couplings are more complex than what is presented here.

B. $b \rightarrow c\mu\nu$ and $b \rightarrow c\tau\nu$ observables

The presence of y_{32}^L and y_{33}^L can induce $b \rightarrow c\mu\nu$ and $b \rightarrow c\tau\nu$ transitions via vector Wilson coefficients

$$C_{VL}^{cb;\mu\mu} = \frac{\sqrt{2}}{8G_F V_{cb}} \frac{V_{cb} y_{32}^{L*} y_{32}^L}{m_{S_1}^2}, \quad (13)$$

$$C_{VL}^{cb;\tau\tau} = \frac{\sqrt{2}}{8G_F V_{cb}} \frac{V_{cb} y_{33}^{L*} y_{33}^L}{m_{S_1}^2} \quad (14)$$

respectively. Most notably, such Wilson coefficients contribute e.g., to $\mathcal{B}(B \rightarrow D^{(*)}\mu\nu)/\mathcal{B}(B \rightarrow D^{(*)}e\nu)$ and, $\mathcal{B}(B \rightarrow D^{(*)}\tau\nu)/\mathcal{B}(B \rightarrow D^{(*)}\ell\nu)$ (with $\ell = e, \mu$) ratios respectively. The latter ratios are referred to as $R(D^{(*)})$ ratios, where some tensions are found between the experimental measurements and the SM predictions [21].

Let us first focus on the parameter ranges for y_{33}^L in the context of $R(D^{(*)})$ anomalies. The latest SM predictions [21] are: $\mathcal{R}_{\text{SM}}(D) = 0.299 \pm 0.003$ and $\mathcal{R}_{\text{SM}}(D^*) = 0.258 \pm 0.005$, whereas the world averages of the experimental measurements from HFLAV [21] are $\mathcal{R}(D) = 0.340 \pm 0.027 \pm 0.013$ and $\mathcal{R}(D^*) = 0.295 \pm 0.011 \pm 0.008$. The combination of $\mathcal{R}(D)$ – $\mathcal{R}(D^*)$ world averages deviate 3.1σ from SM predictions; which are together as the so called “ $R(D^{(*)})$ anomalies”. To find the constrain on $|y_{33}^L|$, we utilize the 1D global fit value of Ref. [22] which includes BaBar, Belle and, LHCb data on $B \rightarrow D\tau\nu$, $B \rightarrow D^*\tau\nu$ and $B_c \rightarrow J/\Psi\tau\nu$ decay observables. The Wilson coefficient $C_{VL}^{cb;\tau\tau}$ is found to be $[0.04, 0.11]$ at 2σ for the matching scale $\mu = 1$ TeV [22], which indicates some tension with SM. Taking this range as ball-park value for S_1 LQ with $m_{S_1} = 1.2$ TeV, we find $1.9 \lesssim |y_{33}^L| \lesssim 3.1$ at 2σ . While finding this constraint, we assumed $b \rightarrow ce\nu$ and $b \rightarrow c\mu\nu$ transitions to remain SM like.

This illustrates, current 1D global fit favors rather large $|y_{33}^L|$, which is beyond the plotted ranges in Figs. 3 (right) and 4 (left). However, such large $|y_{33}^L|$ would also induce $C_{SL}^{\tau\tau}$ ($C_{SL}^{\mu\tau}$) if y_{13}^R (or y_{12}^R) are non-vanishing and, could be sensitive to direct search limits [23]. We defer discussion regarding this constraint for Sec. 4.6. In such scenarios, to open up the parameter space for smaller $|y_{33}^L|$, one may require other non-zero couplings such as y_{23}^R and y_{23}^L , or possibly more leptoquark couplings as discussed in Refs. [11, 24]. A detailed study with all three y_{12}^R (or y_{13}^R), y_{23}^R , y_{23}^L non-vanishing couplings would be interesting in the light of new flavor and direct search results. We leave out such analysis for future. If future measurements of LHCb and Belle-II support the current tension in $\mathcal{R}(D^{(*)})$ and the anomalies become more prominent, the global fit value of Wilson coefficient $C_{VL}^{cb;\tau\tau}$ would deviate more from its SM prediction. Such large

values of $C_{VL}^{cb;\tau\tau}$ could be sensitive [23] to direct searches at the HL-LHC (High Luminosity LHC). On the other hand, if $\mathcal{R}(D^{(*)})$ becomes SM like in future, $B \rightarrow \mu\nu$ and $B \rightarrow \tau\nu$ decays would provide sensitive probe for $|y_{33}^L|$ when y_{12}^R and y_{13}^R respectively are non-vanishing.

The ratios $R_D^{\mu/e} = \mathcal{B}(B \rightarrow D\mu\nu)/\mathcal{B}(B \rightarrow De\nu)$ and $R_{D^*}^{e/\mu} = \mathcal{B}(B \rightarrow D^*e\nu)/\mathcal{B}(B \rightarrow D^*\mu\nu)$ are measured by Belle and found to be $0.995 \pm 0.022 \pm 0.039$ [25] and $1.04 \pm 0.05 \pm 0.01$ [26] respectively. Moreover, Ref. [27] found lepton flavor universality violation between $b \rightarrow ce\nu$ and $b \rightarrow c\mu\nu$ transitions could still be $\sim 2\%$ ². Assuming $b \rightarrow ce\nu$ transition to be SM like, and allowing $\sim 2\%$ deviation in the $b \rightarrow c\mu\nu$ transitions, we find $|y_{32}^L| \gtrsim 0.95$ is excluded for $m_{S_1} = 1.2$, which is larger than the ranges plotted in Figs. 3. This not surprising since the contribution from y_{32}^L is suppressed compared to SM by factor $\sqrt{2}/(8G_F m_{S_1}^2)$ (see Eq. (13)), which is about ~ 0.01 for $m_{S_1} = 1.2$ and induces per-mille to sub-percent level effects in $b \rightarrow c\mu\nu$ transitions for the plotted range of $|y_{32}^L|$. This is also well within the 2σ allowed ranges of Belle $R_D^{\mu/e}$ and $R_{D^*}^{e/\mu}$ measurements [25, 26].

C. Muon anomalous magnetic moment

The muon anomalous magnetic moment a_μ is defined via the coupling $(e/4m_\mu) a_\mu \bar{\mu} \sigma_{\alpha\beta} \mu F^{\alpha\beta}$. The S_1 leptoquark can generate Δa_μ radiatively [9, 29, 30] via

$$\begin{aligned} \Delta a_\mu \simeq & -\frac{3}{8\pi^2} \frac{m_\mu^2}{m_{S_1}^2} \left\{ (|V_{tb} y_{32}^{L*}|^2 + |y_{32}^R|^2) [Q_{q^c} f_{q^c}(x_t) \right. \\ & + Q_S f_S(x_t)] - \frac{m_t}{m_\mu} \text{Re}(V_{tb}^* y_{32}^L y_{32}^{R*}) [Q_{q^c} g_{q^c}(x_t) \\ & \left. + Q_S g_S(x_t)] \right\}, \end{aligned} \quad (15)$$

where $Q_{q^c} = -2/3$, $Q_S = 1/3$ for the leptoquark S_1 , $x_t = m_t^2/m_{S_1}^2$, and the functions $f_{q^c}(x)$, $f_S(x)$, $g_{q^c}(x)$ and $g_S(x)$ can be found in Ref. [29]. This will constrain y_{32}^L , regardless of the value of y_{32}^R .

The current experimental world average [2] and the SM predicted [31] values show some deviation,

$$\Delta a_\mu = (27.06 \pm 7.26) \times 10^{-10}, \quad (16)$$

corresponding to a long standing 3.7σ discrepancy [31] that could be due to New Physics. However, for the plotted ranges in Figs. 3 and 4, the contributions from y_{32}^L turn out to be negligible.

² Ref. [27] utilized 2014 PDG [28] fit for the combined B^\pm/B^0 results to estimate the lepton flavor universality violation between $b \rightarrow ce\nu$ and $b \rightarrow c\mu\nu$ transitions. We used this value as yardstick to determine the constraint on $|y_{32}^L|$.

D. $\tau \rightarrow \mu\gamma$ decay

The branching ratio for $\tau \rightarrow \mu\gamma$ is given by [9, 30]

$$\mathcal{B}(\tau \rightarrow \mu\gamma) \simeq \frac{\alpha}{4\Gamma_\tau} \frac{(m_\tau^2 - m_\mu^2)^3}{m_\tau^3} (|A_{\tau\mu}^L|^2 + |A_{\tau\mu}^R|^2), \quad (17)$$

where Γ_τ is the τ width, and

$$\begin{aligned} A_{\tau\mu}^L &= \frac{3}{16\pi^2 m_{S_1}^2} \times \\ & \left\{ (y_{32}^{R*} y_{33}^R m_\tau + |V_{tb}|^2 y_{32}^{L*} y_{33}^L m_\mu) [Q_{q^c} f_{q^c}(x_t) + Q_S f_S(x_t)] \right. \\ & \left. - V_{tb}^* y_{33}^L y_{32}^{R*} m_t [Q_{q^c} g_{q^c}(x_t) + Q_S g_S(x_t)] \right\}, \quad (18) \\ A_{\tau\mu}^R &= \frac{3}{16\pi^2 m_{S_1}^2} \times \\ & \left\{ (|V_{tb}|^2 y_{32}^{L*} y_{33}^L m_\tau + y_{32}^{R*} y_{33}^R m_\mu) [Q_{q^c} f_{q^c}(x_t) + Q_S f_S(x_t)] \right. \\ & \left. - V_{tb} y_{32}^L y_{33}^R m_t [Q_{q^c} g_{q^c}(x_t) + Q_S g_S(x_t)] \right\}. \quad (19) \end{aligned}$$

The current limits are $\mathcal{B}(\tau \rightarrow \mu\gamma) < 4.5 \times 10^{-8}$ from Belle [32] and 4.4×10^{-8} from BABAR [33], both at 90% C.L. Belle II may improve the limit by a factor of 100 [8], which would provide some constraint on the parameter space via $A_{\tau\mu}^R$, where the product $y_{32}^{L*} y_{33}^L$ is proportional to m_τ . However, we find that the present constraints from Belle and Babar are again weaker than the range plotted in Figs. 3 and 4.

E. EDM measurements

The ACME experiment has put stringent [19] constraints on electron EDM, d_e , which prompted us to set $y_{i1}^{L(R)}$ to zero. The neutron EDM, d_n , imparts some constraint on the parameter space for $\mathcal{B}(B \rightarrow \ell\bar{\nu})$ decays.

The effective Hamiltonian can be written as [11, 34]

$$\mathcal{H}_{\text{eff}}^{\text{EDM}} = C_T \mathcal{O}_T + C_\gamma \mathcal{O}_\gamma + C_g \mathcal{O}_g, \quad (20)$$

where the dimension-6 \mathcal{O}_T and dimension-5 $\mathcal{O}_{\gamma,g}$ operators can be found in Ref. [11]. At one loop, the leptoquark S_1 will contribute to the neutron EDM with τ and μ running inside the loop. The contribution arising from the τ loop to the Wilson coefficients at the high scale can be written as

$$C_T \simeq -\frac{|V_{ub}| |y_{33}^{L*}| |y_{13}^R|}{8m_{S_1}^2} e^{-i\phi_{\tau\tau}}, \quad (21)$$

$$C_\gamma = -\frac{m_\tau |V_{ub}| |y_{33}^{L*}| |y_{13}^R| e^{-i\phi_{\tau\tau}}}{96\pi^2 m_{S_1}^2} [4 + 3 \log(\mu^2/m_{S_1}^2)], \quad (22)$$

$$C_g = -\frac{m_\tau |V_{ub}| |y_{33}^{L*}| |y_{13}^R|}{64\pi^2 m_{S_1}^2} e^{-i\phi_{\tau\tau}}, \quad (23)$$

whereas the muon loop is suppressed by m_μ . Note that V_{ub} enters here through the first term of Eq. (2).

Neutron EDM depends on finite CPV phase. The contribution to neutron EDM can be expressed as [35]

$$d_n/e = -(0.44 \pm 0.06) \text{Im } C_\gamma - (1.10 \pm 0.56) \text{Im } C_g, \quad (24)$$

where C_γ and C_g are evaluated at 1 GeV, while C_T does not contribute. We follow Ref. [11] for the RGE evolution of the Wilson coefficients from the m_{S_1} scale.

The current 95% C.L. upper limit of neutron EDM, viz. $|d_n/e| < 3.6 \times 10^{-26}$ cm [36] (see also Ref. [37]) sets strong constraint on the parameter space in Fig. 4(left) for $\sin \phi_{\tau\tau} \neq 0$. As illustration, we use Eq. (24) and find the orange shaded excluded region for $\phi_{\tau\tau} = \pi/2$, i.e. purely imaginary Wilson coefficient in Fig. 2(left). Future measurements are expected to push the upper limit to $|d_n/e| < 10^{-28}$ cm [38], which is displayed as the thick orange line. This illustrates that future d_n measurements can exclude the whole parameter space of S_1 that supports the current Belle central value for $\mathcal{B}(B \rightarrow \tau\bar{\nu})$, if $\phi_{\tau\tau} = \pi/2$, i.e. the phase of $C_{SL}^{\tau\tau}$ is near maximal. Note that the constraint vanishes for $\phi_{\tau\tau} = 0$ or π , hence it should not be confused that the $\phi_{\tau\tau} = 0$ or π contours for $\mathcal{B}(B \rightarrow \tau\bar{\nu})$ are excluded. The parameter space of $B \rightarrow \mu\bar{\nu}$ decay is less constrained due to m_μ suppression.

We have mainly focused on the neutron EDM. Impact of other EDMs such as mercury, proton, deuteron and can be found in more detail in Refs. [11, 34] for $B \rightarrow \tau\bar{\nu}$.

F. Direct searches

The scalar leptoquark S_1 can be singly or pair produced at the LHC in pp collisions and subsequently decay into $u_i \ell_j^-$ and $d_i \nu_j$ final states (conjugate processes are always implied), depending on the values of y_{ij}^R and y_{ij}^L . Several searches by ATLAS (e.g. Refs. [12, 16]) and CMS (e.g. Refs. [15, 39]) set strong limits on leptoquark mass and branching ratios. At the current collision energy of $\sqrt{s} = 13$ TeV, S_1 pair production via gluon fusion [16] is the dominant mechanism, while qg initiated single leptoquark production is subdominant. For the range of $y_{ij}^{R/L}$ couplings in Figs. 3 and 4, we find that the most relevant constraints arise from Refs. [15, 16].

The strongest constraint comes from the ATLAS search [16] for SLQs at $\sqrt{s} = 13$ TeV with 36.1 fb^{-1} , with final states containing two or more jets, one muon or electron and missing energy, or two or more jets with two electrons or muons. The search gives 95% C.L. upper limits for branching ratios of leptoquark decaying into an electron and a quark, or a muon and a quark, for different values of leptoquark masses. As the final state jets are not tagged, the constraint on S_1 parameters will be modulated by $\mathcal{B}(S_1 \rightarrow u\mu)$ if y_{12}^R is nonzero. Using the 95% C.L. upper limit as $\mathcal{B}(S_1 \rightarrow q\mu^\pm)$ [16] for leptoquark mass of 1.2 TeV, we find the purple excluded regions as displayed in Fig. 3.

The CMS search [15] sets limit on the mass vs branching ratio to $t\mu$ (and $t\tau$) to third generation leptoquarks. Although only $b\nu_\ell$ type of SLQ couplings enter $B \rightarrow \ell\bar{\nu}$, there are corresponding $t\ell$ couplings. With our assumptions discussed above, for $B \rightarrow \mu\bar{\nu}$ decay of left (right) panel of Fig. 3, S_1 decays to $u\mu$, $b\nu_\mu$ ($b\nu_\tau$) and $t\mu$ ($t\tau$), while for $B \rightarrow \tau\bar{\nu}$ decay of left (right) panel of Fig. 4, S_1 decays to $u\tau$, $b\nu_\tau$ ($b\nu_\mu$) and $t\tau$ ($t\mu$). With the assumed couplings, one has e.g. $\mathcal{B}(S_1 \rightarrow t\mu) \approx 0.3$ (0.5) for $y_{12}^R \simeq 0.2$ (0.05) and $y_{32}^L \simeq 0.2$ (0.2). For an SLQ with mass of 1.2 TeV, these branching ratios are below the observed [15] 95% C.L. upper limits at 0.56 and 0.64 for $t\mu$ and $t\tau$ decays, respectively. Similarly, constraints from CMS upper limits are also weaker than the parameter ranges given in Fig. 4. The sensitivity of the HL-LHC in probing $S_1 \rightarrow t\mu$ is discussed in Ref. [40], where $y_{32}^L \gtrsim 0.4$ is expected to be excluded at 95% C.L. Note that we have neglected CKM suppressed decays such as $S_1 \rightarrow c\mu$, while finding the limit on $|y_{12}^R|$. However, the limit will weaken if S_1 decays to other final states such as $t\mu$ or $t\tau$, but the HL-LHC may be sensitive [40] (see also Refs. [41, 42]) to $\mathcal{B}(S_1 \rightarrow t\ell) \sim 0.5$ (with $\ell = \mu, \tau$). The impact of direct searches with full HL-LHC dataset on the parameter space of $B \rightarrow \ell\bar{\nu}$ is worthy of further scrutiny, and will be studied elsewhere.

We remark that the couplings y_{12}^R and y_{13}^R receive constraints from heavy resonance searches in the dilepton final states such as $pp \rightarrow \mu\mu$ (dimuon), $pp \rightarrow \tau\tau$ (ditau) and, $pp \rightarrow \mu\tau$ via t channel S_1 exchange as discussed in Ref. [43, 44]. Utilizing the search for heavy resonances in the dimuon final states of Ref. [45], Ref. [47] find $|y_{12}^R| \gtrsim 0.5$ are excluded for $m_{S_1} \sim 1$ TeV, whereas future dimuon searches with full HL-LHC dataset can exclude $|y_{12}^R| \gtrsim 0.1$ [46]. The coupling y_{32}^L also receives constraint from such search, however, the limit is rather weak due to suppression from associated CKM elements. The search for heavy resonance in the ditau final state can constrain y_{13}^R . We utilize ATLAS $\sqrt{s} = 13$ TeV 36.1 fb^{-1} ditau search result [48] to constrain $|y_{13}^R|$. We closely follow the procedure outlined in Refs. [41, 44] in our analysis for extraction of the upper limit.

The ATLAS search [48] is divided into two categories, based on $\tau_{\text{had}}\tau_{\text{had}}$ and $\tau_{\text{had}}\tau_{\text{lep}}$ final states. In the $\tau_{\text{had}}\tau_{\text{had}}$ category events with two hadronically decaying τ s are selected, however, in the latter case events are selected such that it contains one leptonically and one hadronically decaying tauons. The search provides distributions for m_T^{top} [48] (see also Refs. [41, 44] for definition) in different bins in both the final state categories, which can be found in HEPData repository [49]. In pp collision non-zero, y_{13}^R will induce $u\bar{u} \rightarrow \tau^+\tau^-$ process via t -channel S_1 exchange and contribute abundantly in both $\tau_{\text{had}}\tau_{\text{had}}$ and $\tau_{\text{had}}\tau_{\text{lep}}$ categories. As the search results in Ref. [48] does not veto additional activity, we also include contributions from $ug \rightarrow S_1\tau^+ \rightarrow \tau^+\tau^-u$ and $gg \rightarrow S_1S_1^* \rightarrow \tau^-u\tau^+\bar{u}$. To determine the constraint on y_{13}^R , we generated these processes at Leading Order (LO) in pp collision at $\sqrt{s} = 13$ TeV utilizing Monte Carlo

event generator MadGraph5_aMC@NLO [50] with the parton distribution function (PDF) set NN23LO1 [51]. The event samples are then interfaced with PYTHIA 6.4 [52] for showering and hadronization, and finally fed into fast detector simulator Delphes 3.4.0 [53] to incorporate detector effects. Here we adopted the default ATLAS based detector card available in Delphes. We adopted MLM matching scheme [54] for matrix element and parton shower merging, and utilized the FeynRules [55] model available in Ref. [56]. We have defined test statistic as [41]:

$$\chi^2 = \sum_i \left(\frac{N_T^i - N_{\text{obs}}^i}{\Delta N^i} \right)^2, \quad (25)$$

where $N_T^i = N_{\text{expec.}}^i + N_{S_1}^i$, $\Delta N^i = \sqrt{N_{\text{obs}}^i}$ with $N_{\text{expec.}}^i$, $N_{S_1}^i$ and N_{obs}^i are the expected number of events, events from S_1 LQ and observed number of events in the i -th bin of the m_T^{top} distribution³. The $\Delta\chi^2 = \chi^2 - \chi_{\text{min}}^2 = 2$ corresponds to 2σ range, with χ_{min}^2 is the minimum value of χ^2 for $m_{S_1} = 1.2$ TeV for some value $y_{13}^R = y_{13}^R_{\text{min}} \geq 0$. We have found $|y_{13}^R| \gtrsim 0.25$ is excluded at 2σ . The 2σ excluded regions are shown by light gray shaded region in Figs. 4. We remark that $|y_{33}^L|$ can also be constrained by search in Ref. [48], however the limit is rather weak due to suppression from CKM element V_{cb} .

The search for high-mass resonances in $pp \rightarrow \tau\nu$ [58, 59] can constrain $|y_{33}^L|$ due to the presence of $c\tau S_1$ and $b\nu S_1$ couplings, as discussed in Ref. [23]. The limit is not stringent due to weak c and b PDF, however, the excluded regions lie beyond the plotted ranges in Fig. 3 (right) and Fig. 4 (left). Such a search can also constrain coupling products $|y_{13}^{R*} y_{33}^L|$. Recasting the 2σ upper bound of the Wilson coefficient $|C_{SL}^{\tau\tau}|$ (at m_b scale) of Ref. [23], we found $|y_{13}^{R*} y_{33}^L| \gtrsim 0.28$ is excluded, whereas, the full Run-2 dataset can exclude $|y_{13}^{R*} y_{33}^L| \gtrsim 0.17$. As the neutrino flavor is not measured similar upper bound can also be set on $|y_{13}^{R*} y_{32}^L|$. In addition, search for heavy resonance decaying into $\mu\nu$ final state (denoted as $pp \rightarrow \mu\nu$ search) [60] can constrain $|y_{32}^R|$ as well as coupling products $|y_{12}^{R*} y_{32}^L|$ and $|y_{12}^{R*} y_{33}^L|$. However, we find these constraints to be weaker and excluded regions lie just outside the plotted ranges of Fig. 3. As discussed earlier, current 1D global fit of $b \rightarrow c\tau\nu$ observables favors rather large $|y_{33}^L|$, which means parameter space of $B \rightarrow \tau\bar{\nu}$ in Fig. 4 (left) ($B \rightarrow \mu\bar{\nu}$ in Fig. 3 (right)) where $|y_{13}^{R*} y_{33}^L|$ ($|y_{12}^{R*} y_{33}^L|$) product is somewhat large could be excluded by $pp \rightarrow \tau\nu$ ($pp \rightarrow \mu\nu$) search with full Run-2 or early Run-3 data. Furthermore, search for heavy resonances decaying into the $\tau\mu$ final state [61] can potentially constrain coupling products such as $|y_{12}^{R*} y_{33}^L|$ and $|y_{13}^{R*} y_{32}^L|$ (see Eq. (1)), however, we find the limits to be not yet relevant for the coupling ranges considered in this paper

(see also Ref. [62] for similar discussion).

V. DISCUSSION AND SUMMARY

We offer a few brief remarks in passing. The decays of Z and W bosons can constrain the parameter space for y_{ij}^L . For example, $Z \rightarrow \tau\tau$ and $W \rightarrow \tau\nu$ exclude $y_{33}^L \gtrsim 1$ at 2σ for $m_{S_1} \approx 1$ TeV [11]. Such constraints are, however, in general weaker than the ranges plotted in Figs. 3 and 4. Note that the effect of S_1 on $B \rightarrow \tau\bar{\nu}$ has been previously discussed [11], and our discussion is only for comparison with $B \rightarrow \mu\bar{\nu}$. In principle, other SLQs such as S_3 , R_2 , \tilde{R}_2 (see Ref. [9] for definition), as well as vector leptoquarks U_1 , U_3 , V_2 , \tilde{V}_2 can all potentially affect $B \rightarrow \ell\bar{\nu}$ decays. We leave a detailed study of these for the future.

In some sense, it is remarkable that somewhat large leptoquark Yukawa couplings as displayed in Figs. 3 and 4 remain unexplored. We have seen that, when light jets are involved, ATLAS data [16] provide strong constraints. Moreover, direct searches such as $pp \rightarrow \mu\mu$ and $pp \rightarrow \tau\tau$ provides meaningful constraints on the available parameter space for both $B \rightarrow \mu\bar{\nu}$ or $B \rightarrow \tau\bar{\nu}$ decays. But this also illustrates the relative arbitrariness of the S_1 scalar leptoquark, where putting the mass above TeV scale on one hand escapes LHC detection, but on the other hand demands the rather large Yukawa couplings (the bottom Yukawa coupling is ~ 0.02 in SM) to have an effect on purely leptonic B^- decays. In contrast, the H^+ effect of the general 2HDM that allows for extra Yukawa couplings is much more nuanced [5]. The charged Higgs could be sub-TeV, with rather weak extra Yukawa couplings, but could still enhance $B \rightarrow \mu\bar{\nu}$ (less so for $B \rightarrow \tau\bar{\nu}$) within the Belle allowed range.

In summary, we have explored the constraints placed by current Belle results on the Wilson coefficients that can affect $B \rightarrow \mu\bar{\nu}$, $\tau\bar{\nu}$ decays, and then interpreted in terms of the Yukawa couplings of the S_1 scalar leptoquark. With m_{S_1} set at 1.2 TeV, rather sizable Yukawa couplings are needed for enhancing the purely leptonic B^- decays to the 2σ upper reach of Belle measurements. As one awaits eventual Belle II observation of $B \rightarrow \mu\bar{\nu}$ and improved measurements of $B \rightarrow \tau\bar{\nu}$, we find that neutron EDM can probe the CP violating phases of S_1 Yukawa coupling, while a large part of the rather large leptoquark Yukawa coupling range remains to be explored at hadron colliders.

Acknowledgments. TM thanks Tanumoy Mandal for discussion. This work is supported by grants MOST 106-2112-M-002-015-MY3, 108-2811-M-002-537, 107-2811-M-002-039, and NTU 108L104019.

³ In our exploratory analysis we did not add nuisance parameters for simplicity. A more involved test statistic including nuisance parameters can be found in Ref. [57].

-
- [1] W.-S. Hou, Phys. Rev. D **48**, 2342 (1993).
- [2] M. Tanabashi *et al.* [Particle Data Group], Phys. Rev. D **98**, 030001 (2018).
- [3] See e.g. G.C. Branco *et al.*, Phys. Rept. **516**, 1 (2012).
- [4] P. Chang, K.-F. Chen and W.-S. Hou, Prog. Part. Nucl. Phys. **97**, 261 (2017).
- [5] W.-S. Hou, M. Kohda, T. Modak and G.-G. Wong, arXiv:1903.03016 [hep-ph].
- [6] A. Sibidanov *et al.* [Belle Collaboration], Phys. Rev. Lett. **121**, 031801 (2018).
- [7] Talk by M.T. Prim at Moriond EW 2019, La Thuile, Italy, March 2019, arXiv:1906.06871 [hep-ex].
- [8] E. Kou *et al.* [Belle-II Collaboration], arXiv:1808.10567 [hep-ex].
- [9] For a recent review, see e.g. I. Doršner, S. Fajfer, A. Greljo, J.F. Kamenik and N. Košnik, Phys. Rept. **641**, 1 (2016); and references therein.
- [10] I. Doršner, J. Drobnak, S. Fajfer, J.F. Kamenik and N. Košnik, JHEP **1111**, 002 (2011).
- [11] A. Crivellin and F. Saturnino, arXiv:1905.08257 [hep-ph].
- [12] M. Aaboud *et al.* [ATLAS Collaboration], JHEP **1906**, 144 (2019).
- [13] A.M. Sirunyan *et al.* [CMS Collaboration], Phys. Rev. D **99**, 052002 (2019).
- [14] W. Büchmüller, R. Rückl and D. Wyler, Phys. Lett. B **191**, 442 (1987).
- [15] A.M. Sirunyan *et al.* [CMS Collaboration], Phys. Rev. Lett. **121**, 241802 (2018).
- [16] M. Aaboud *et al.* [ATLAS Collaboration], arXiv:1902.00377 [hep-ex].
- [17] G. Hiller, D. Loose and I. Nišandžić, Phys. Rev. D **97**, 075004 (2018).
- [18] Y. Cai, J. Gargalionis, M.A. Schmidt and R.R. Volkas, JHEP **1710**, 047 (2017).
- [19] V. Andreev *et al.* [ACME Collaboration], Nature **562**, 355 (2018).
- [20] S. Aoki *et al.* [Flavour Lattice Averaging Group], arXiv:1902.08191 [hep-lat].
- [21] Y. Amhis *et al.* [HFLAV Collaboration], Eur. Phys. J. C **77**, 895 (2017); The updated average of $R(D)$ and $R(D^{(*)})$ for Spring 2019 are available at: <https://hflav-eos.web.cern.ch/hflav-eos/semi/spring19/html/RDsDstar/RDRDs.html>
- [22] M. Blanke, A. Crivellin, T. Kitahara, M. Moscati, U. Nierste and I. Nišandžić, Phys. Rev. D **100**, 035035 (2019).
- [23] A. Greljo, J. Martin Camalich and J. D. Ruiz-Ivarez, Phys. Rev. Lett. **122**, 131803 (2019).
- [24] A. Angelescu, D. Bečirević, D.A. Faroughy and O. Sumensari, JHEP **1810**, 183 (2018).
- [25] R. Glattauer *et al.* [Belle Collaboration], Phys. Rev. D **93**, 032006 (2016).
- [26] A. Abdesselam *et al.* [Belle Collaboration], arXiv:1702.01521 [hep-ex].
- [27] A. Greljo, G. Isidori and D. Marzocca, JHEP **1507**, 142 (2015).
- [28] K.A. Olive *et al.* [Particle Data Group], Chin. Phys. C **38**, 090001 (2014).
- [29] K.-m. Cheung, Phys. Rev. D **64**, 033001 (2001).
- [30] R. Benbrik, M. Chabab and G. Faisel, arXiv:1009.3886 [hep-ph].
- [31] A. Keshavarzi, D. Nomura and T. Teubner, Phys. Rev. D **97**, 114025 (2018).
- [32] K. Hayasaka *et al.* [Belle Collaboration], Phys. Lett. B **666**, 16 (2008).
- [33] B. Aubert *et al.* [BaBar Collaboration], Phys. Rev. Lett. **104**, 021802 (2010).
- [34] W. Dekens, J. de Vries, M. Jung and K. K. Vos, JHEP **1901**, 069 (2019).
- [35] V. Cirigliano, W. Dekens, J. de Vries and E. Mereghetti, Phys. Rev. D **94**, 034031 (2016).
- [36] J.M. Pendlebury *et al.*, Phys. Rev. D **92**, 092003 (2015).
- [37] C.A. Baker *et al.*, Phys. Rev. Lett. **97**, 131801 (2006) [hep-ex/0602020].
- [38] J.L. Hewett *et al.* arXiv:1205.2671 [hep-ex].
- [39] A.M. Sirunyan *et al.* [CMS Collaboration], Eur. Phys. J. C **78**, 707 (2018).
- [40] K. Chandak, T. Mandal and S. Mitra, arXiv:1907.11194 [hep-ph].
- [41] T. Mandal, S. Mitra and S. Raz, Phys. Rev. D **99**, 055028 (2019).
- [42] P. Bandyopadhyay and R. Mandal, Eur. Phys. J. C **78**, 491 (2018).
- [43] D.A. Faroughy, A. Greljo and J.F. Kamenik, Phys. Lett. B **764**, 126 (2017).
- [44] A. Greljo and D. Marzocca, Eur. Phys. J. C **77**, 548 (2017).
- [45] A.M. Sirunyan *et al.* [CMS Collaboration], JHEP **1806**, 120 (2018).
- [46] N. Raj, Phys. Rev. D **95**, 015011 (2017).
- [47] M. Schmaltz and Y.-M. Zhong, JHEP **1901**, 132 (2019).
- [48] M. Aaboud *et al.* [ATLAS Collaboration], JHEP **1801**, 055 (2018).
- [49] E. Maguire, L. Heinrich and G. Watt, J. Phys. Conf. Ser. **898**, 102006 (2017); The number of events in different m_T^{top} bin can be found here: <https://www.hepdata.net/record/78402>.
- [50] J. Alwall *et al.*, JHEP **1407**, 079 (2014).
- [51] R.D. Ball *et al.* [NNPDF Collaboration], Nucl. Phys. B **877**, 290 (2013).
- [52] T. Sjöstrand, S. Mrenna and P. Skands, JHEP **0605**, 026 (2006).
- [53] J. de Favereau *et al.* [DELPHES 3 Collaboration], JHEP **1402**, 057 (2014).
- [54] J. Alwall *et al.*, Eur. Phys. J. C **53**, 473 (2008).
- [55] A. Alloul, N.D. Christensen, C. Degrande, C. Duhr and B. Fuks, Comput. Phys. Commun. **185**, 2250 (2014).
- [56] I. Doršner and A. Greljo, JHEP **1805**, 126 (2018).
- [57] G. Cowan, K. Cranmer, E. Gross and O. Vitells, Eur. Phys. J. C **71**, 1554 (2011).
- [58] M. Aaboud *et al.* [ATLAS Collaboration], Phys. Rev. Lett. **120**, 161802 (2018).
- [59] A. M. Sirunyan *et al.* [CMS Collaboration], Phys. Lett. B **792** (2019) 107.
- [60] G. Aad *et al.* [ATLAS Collaboration], Phys. Rev. D **100**, 052013 (2019).
- [61] M. Aaboud *et al.* [ATLAS Collaboration], Phys. Rev. D **98**, 092008 (2018).
- [62] S. Bansal, R.M. Capdevilla, A. Delgado, C. Kolda, A. Martin and N. Raj, Phys. Rev. D **98**, 015037 (2018).