

ORIGINAL ARTICLE

Estimation of the detected background by the future gamma-ray transient mission CAMELOT

J. Řípa^{*1,2,3} | G. Galgóczi² | N. Werner^{1,4,5} | A. Pál⁶ | M. Ohno^{1,2,5,6} | L. Mészáros⁶ | T. Mizuno⁷ | N. Tarcai⁸ | K. Torigoe⁵ | N. Uchida⁵ | Y. Fukazawa⁵ | H. Takahashi⁵ | K. Nakazawa⁹ | N. Hirade⁵ | K. Hirose⁵ | S. Hisadomi⁹ | T. Enoto¹⁰ | H. Odaka¹¹ | Y. Ichinohe¹² | Z. Frei² | L. Kiss⁶

¹MTA-Eötvös University Lendület Hot Universe Research Group, Budapest, Hungary

²Institute of Physics, Eötvös University, Budapest, Hungary

³Astronomical Institute, Charles University, Prague, Czech Republic

⁴Department of Theoretical Physics and Astrophysics, Faculty of Science, Masaryk University, Brno, Czech Republic

⁵School of Science, Hiroshima University, Higashi-Hiroshima, Japan

⁶Konkoly Observatory of the Hungarian Academy of Sciences, Budapest, Hungary

⁷Hiroshima Astrophysical Science Center, Hiroshima University, Higashi-Hiroshima, Japan

⁸C3S Electronics Development LLC., Budapest, Hungary

⁹Department of Physics, Nagoya University, Nagoya, Japan

¹⁰The Hakubi Center for Advanced Research and Department of Astronomy, Kyoto University, Kyoto, Japan

¹¹Department of Physics, University of Tokyo, Tokyo, Japan

¹²Department of Physics, Rikkyo University, Rikkyo University, Tokyo, Japan

Correspondence

*J. Řípa, MTA-Eötvös University Lendület Hot Universe Research Group, Pázmány Péter sétány 1/A, Budapest, 1117, Hungary. Email: jriipa@caesar.elte.hu

Funding Information

Hungarian Academy of Sciences, LP2016-11, KEP-7/2018. European Social Fund, EFOP-3.6.1-16-2016-00023.

This study presents a background estimation for the Cubesats Applied for MEasuring and LOcalising Transients (CAMELOT), which is a proposed fleet of nanosatellites for the all-sky monitoring and timing based localization of gamma-ray transients with precise localization capability at low Earth orbits. CAMELOT will allow to observe and precisely localize short gamma-ray bursts (GRBs) associated with kilonovae, long GRBs associated with core-collapse massive stars, magnetar outbursts, terrestrial gamma-ray flashes, and gamma-ray counterparts to gravitational wave sources. The fleet of at least nine 3U CubeSats is proposed to be equipped with large and thin CsI(Tl) scintillators read out by multi-pixel photon counters (MPPC). A careful study of the radiation environment in space is necessary to optimize the detector casing, estimate the duty cycle due to the crossing of the South Atlantic Anomaly and polar regions, and to minimize the effect of the radiation damage of MPPCs.

KEYWORDS:

instrumentation: detectors, gamma rays: bursts, X-rays: diffuse background, (ISM:) cosmic rays

1 | INTRODUCTION

Cubesats Applied for MEasuring and LOcalising Transients (*CAMELOT*), for details see Ohno et al. (2018); Pál et al. (2018); Torigoe et al. (2019); Řípa et al. (2018); Werner et al. (2018), is a future constellation of at least nine 3U CubeSats, which will be primarily monitoring and precisely and rapidly localizing gamma-ray bursts (GRBs), see Klebesadel, Strong, & Olson (1973); Kouveliotou, Wijers, & Woosley (2012); Vedrenne & Atteia (2009), over the whole sky. It will allow a regular detection of electromagnetic counterparts of gravitation wave sources similar to the breakthrough discovery of the neutron star merger GW170817 (Abbott et al., 2017) associated with a short GRB 170817A (Goldstein et al., 2017). This gamma-ray monitoring network will also allow to observe long GRBs associated with core-collapse massive stars, soft gamma repeaters (SGR) associated with magnetar outbursts (Kouveliotou et al., 1998; Mazets, Golentskii, Ilinskii, Aptekar, & Guryan, 1979), and terrestrial gamma-ray flashes (TGF) produced by thunderstorms (Fishman et al., 1994).

The *CAMELOT* satellites (see Figure 1) will be equipped with two or four large and thin CsI(Tl) scintillators, $75 \times 150 \times 5 \text{ mm}^3$ each, read out by Multi-Pixel Photon Counter (MPPC) silicon photomultipliers from Hamamatsu. The scintillators will be enclosed in Al or carbon fiber reinforced plastic (CFRP) support structure and will be placed on one or two of the long sides of the satellite with sensitivity in the range of $\sim 10\text{--}1000 \text{ keV}$.

The intended orbit configurations of the *CAMELOT* CubeSats are Low Earth Orbits (LEO) at altitude $\sim 500\text{--}600 \text{ km}$ either with inclination of 53° or polar orbits with inclination around 97.6° . However, final decision will depend on the launch opportunities.

Here we briefly summarize our studies of the impact of the radiation environment in LEO on the *CAMELOT* satellites carried out to optimize the scintillator casing, estimate the duty cycle due to crossing of the South Atlantic Anomaly (SAA) and polar regions and to design radiation shielding to minimize the effect of the degradation of MPPCs due to the proton fluxes.

2 | BACKGROUND COMPONENTS

The aim of this work is to estimate the total background count rate due to the space environment in the part of the orbit ideal for gamma-ray transient observations, i.e. outside SAA and polar regions which contain high fluxes of geomagnetically trapped particles. Spectra of various background components




FIGURE 1 A schematic of one satellite of the *CAMELOT* constellation which can use a 3U CubeSat platform developed by C3S LLC for the RadCube mission.

are used as an input in the full Monte Carlo (MC) simulation applied in Geant4¹ (Agostinelli et al., 2003; Allison et al., 2016) together with the satellite's mass model.

2.1 | Trapped particles

For the fluxes of the trapped e^- and p^+ the AE9 and AP9 models (Ginet et al., 2013) implemented in ESA's SPace ENVironment Information System (SPENVIS²) were used, respectively. AE9/AP9 are based on 33 satellite datasets from 1976 to 2011 developed by U.S. Air Force Research³. The parameters of these models were set to MC mode with 100 runs and mean aggregate.

Averaged fluxes of e^- and p^+ over three circular orbits (avoiding crossing SAA) at an altitude of 500 km outside SAA and polar regions with inclination $i = 20^\circ$ were simulated in SPENVIS. Figure 2 and Figure 3 show maps of trapped e^- and p^+ , respectively. The flux of trapped p^+ outside SAA is negligible. The orbit averaged differential spectrum of trapped e^- is shown in Figure 4. The integral flux ($E > 40 \text{ keV}$) is $2.0 \text{ cm}^{-2}\text{s}^{-1}$.

2.2 | Cosmic X-ray background

The isotropic cosmic X-ray background (CXB), see Boldt (1981); Campana et al. (2013); Fabian (1985); Giacconi, Gursky, Paolini, & Rossi (1962); Mizuno et al. (2004), can originate from the summation of the emission of extragalactic sources (active galactic nuclei, quasi-stellar objects, supernovae Ia, galaxy clusters,

¹<https://geant4.web.cern.ch>

²www.spENVIS.oma.be

³<https://www.vdl.af.mil/programs/ae9ap9>

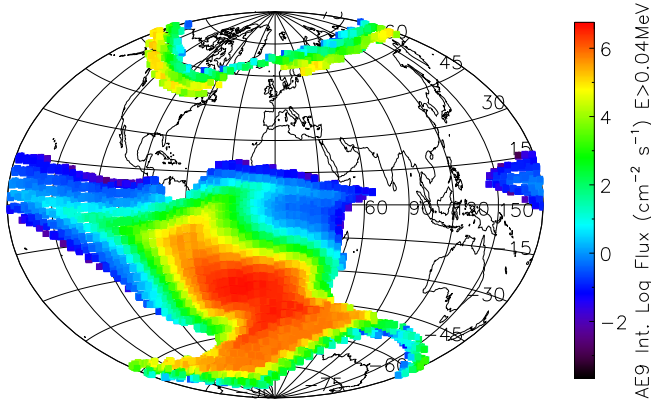


FIGURE 2 A map of the integral flux of geomagnetically trapped electrons at 500 km altitude according to the AE9 model (MC model, 50 % CL).

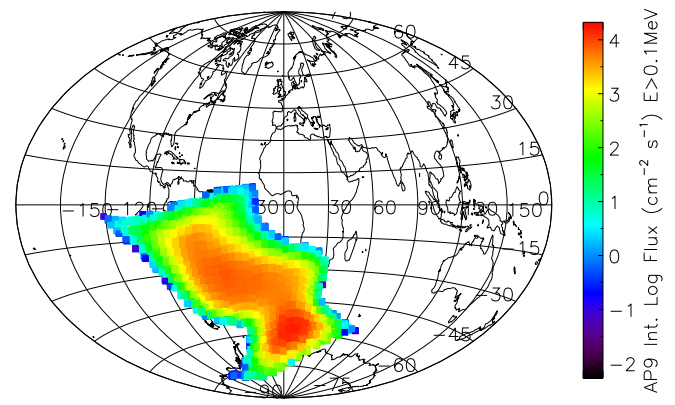


FIGURE 3 A map of the integral flux of geomagnetically trapped protons at 500 km altitude according to the AP9 model (MC model, 50 % CL).

starburst galaxies, hot intergalactic gas), details in Ajello et al. (2008); Bagoly, Mészáros, & Mészáros (1988); Bi, Mészáros, & Mészáros (1990, 1991); Dean et al. (2003); Jahoda, Lahav, Mushotzky, & Boldt (1991); Ma, Ciardi, Eide, & Helgason (2018); Mészáros & Mészáros (1987, 1988); Shanks et al. (1991); Sreekumar et al. (1998). Another origin discussed in literature is due to Cosmic Microwave Background (Penzias & Wilson, 1965) inverse Compton scattered on cosmic ray electrons, see Dean et al. (2003) and references therein. For our simulations we used the model by D. E. Gruber, Matteson, Peterson, & Jung (1999) which models low energy and high energy part of the CXB measurements from *HEAO-1* (Rothschild et al., 1979), *CGRO/COMPTEL* and *CGRO/EGRET* (Gehrels, Chipman, & Kniffen, 1993) instruments over the wide range of energies from 3 keV to 100 GeV. This model is used as a standard in modeling of CXB for space missions.

The flux is omnidirectional and for 500 km altitude it irradiates the satellite from the solid angle of 8.64 sr (3.93 sr is occulted by the Earth). The CXB spectrum used for the Geant4 simulations is shown in Figure 4. The integral flux ($E > 10$ keV) is $30.3 \text{ cm}^{-2}\text{s}^{-1}$.

2.3 | Galactic cosmic rays

The spectra of primary particles of the galactic cosmic rays (GCR) used in the Geant4 simulations are described below and shown in Figure 4. For 500 km altitude the fluxes irradiate the satellite from the solid angle of 8.64 sr.

2.3.1 | Primary H and He

For the spectra of the primary H and He we used the model ISO-15390⁴, implemented in SPENVIS. ISO-15390 is the International Standard for estimating the radiation impact of galactic cosmic rays on hardware in space.

The averaged spectra were obtained for the same three orbits as described in Section 2.1 with following parameters: solar minimum activity (May 1996), magnetic shielding on, stormy magnetosphere, Størmer with eccentric dipole method and magnetic field moment unchanged.

The integral flux for H is $0.12 \text{ cm}^{-2}\text{s}^{-1}$ ($E > 1$ GeV) and for He it is $0.021 \text{ cm}^{-2}\text{s}^{-1}$ ($E > 1$ GeV/n).

2.3.2 | Primary electrons and positrons

For the spectra of the primary e^- and e^+ we used the model described by Mizuno et al. (2004) (see also references therein) for solar minimum (solar modulation potential $\phi = 0.55$ GV), 500 km altitude and for geomagnetic latitude $\theta_M = 20^\circ$.

The integral flux ($E > 1$ GeV) for e^- is $3 \times 10^{-3} \text{ cm}^{-2}\text{s}^{-1}$ and for e^+ it is $2.3 \times 10^{-4} \text{ cm}^{-2}\text{s}^{-1}$.

2.4 | Secondary particles and radiation

Secondary (albedo) particles and radiation originates from the interaction of GCR with the Earth's atmosphere (Jursa, 1985). The fluxes used in the Geant4 simulations are described below and shown in Figure 4.

⁴www.iso.org/standard/37095.html

2.4.1 | Secondary protons

For the secondary p^+ and for energy above 100 MeV we use the modeling by (Mizuno et al., 2004) based on the Alpha Magnetic Spectrometer (AMS) data (Alcaraz et al., 2000a) from 380 km altitude for the geomagnetic latitude $17^\circ < \theta_M < 23^\circ$. For energy below 100 MeV we use the fit to *MITA/NINA-2* data from 450 km altitude (Bidoli et al., 2002) for $1.0 \leq L\text{-shell} \leq 1.7$. For details see the LAT Technical Note LAT-TD-08316-01⁵ of the *Fermi* satellite (Atwood et al., 2009).

There is only a small dependence of the flux on altitude (Bidoli et al., 2002; Zuccon et al., 2003) therefore it can be used as an approximation to the flux at 500 km. The same flux model is used for upward and downward component therefore the flux irradiates the satellite from the solid angle of 4π sr. The integral flux ($E > 10$ MeV) is $0.037 \text{ cm}^{-2}\text{s}^{-1}$.

2.4.2 | Secondary electrons and positrons

For the secondary e^- and e^+ and for energy above 100 MeV we use the modeling by (Mizuno et al., 2004) based on the AMS data (Alcaraz et al., 2000b) from 380 km altitude for the geomagnetic latitude $0^\circ < \theta_M < 17^\circ$. For energy below 100 MeV we use the fit to the *Mir/MARIA-2* data from 400 km altitude (Voronov et al., 1991) for $1.0 \leq L\text{-shell} \leq 1.2$. For details see the LAT Technical Note LAT-TD-08316-01.

The same flux model is used for upward and downward component therefore the flux irradiates the satellite from the solid angle of 4π sr. The integral flux ($E > 20$ MeV) is $0.18 \text{ cm}^{-2}\text{s}^{-1}$ for e^- and $0.23 \text{ cm}^{-2}\text{s}^{-1}$ for e^+ .

2.4.3 | Albedo X-rays

The spectrum of the albedo X-rays is taken from the *Swift*/BAT measurements for altitude of ~ 550 km and inclination $i = 20.6^\circ$ (Ajello et al., 2008). Concerning the altitude 500 km the flux would irradiate the satellite from the solid angle of 3.93 sr. The integral flux ($E > 10$ keV) is $2.0 \text{ cm}^{-2}\text{s}^{-1}$.

2.4.4 | Albedo neutrons

For the albedo neutrons we use the predictions of the QinetiQ Atmospheric Radiation Model (QARM), based on MC radiation transport code, as reported in the ESA document ECSS-E-ST-10-04C⁶. The fluxes are scaled from 100 km to 500 km as described in the document and are for the cutoff rigidity of 5 GV. The integral flux ($E > 1$ eV) is $0.61 \text{ cm}^{-2}\text{s}^{-1}$.

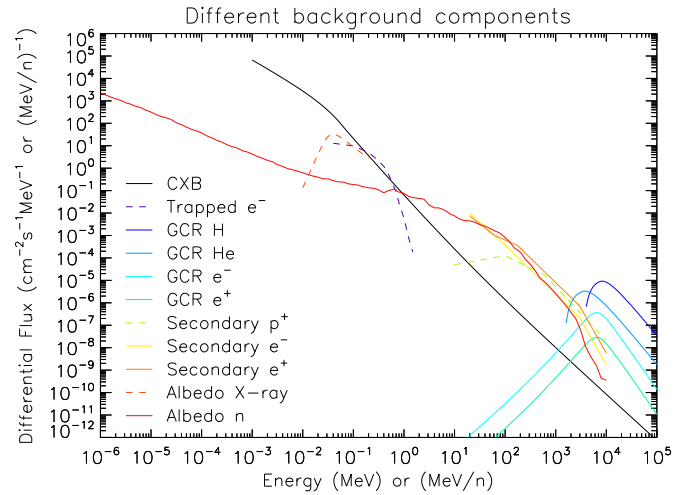


FIGURE 4 Spectra of all background components (particles and X-rays) used to irradiate the mass model of the satellite in the Geant4 simulations.

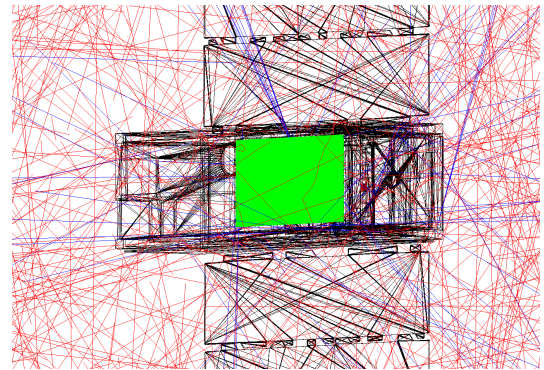


FIGURE 5 Simulation of particles and photons interacting with the mass model of the satellite in Geant4. The green rectangle marks the tracks of the optical photons produced in the scintillator of the detector.

3 | SHORT GRB SPECTRUM

The main goal of the *CAMELOT* mission is to detect and localize short GRBs, which are associated with mergers of neutron stars, and therefore strong sources of gravitational waves. Hence, the highest priority is to estimate the signal-to-noise ratio (SNR) expected from a typical short GRB.

The spectrum of a typical short GRB ($T_{90} < 2$ s) was constructed by taking the typical values of the spectral parameters: peak energy E_{peak} , low energy spectral slope α and high energy spectral slope β of the Band function (Band et al., 1993) of short GRBs detected by *Fermi*/GBM from the distributions published by Nava, Ghirlanda, Ghisellini, & Celotti (2011). Then we tuned the normalization A of the spectrum

⁵fermi.gsfc.nasa.gov/science/resources/swg/LAT_bkgd_Rev.pdf

⁶https://ecss.nl/standard/ecss-e-st-10-04c-space-environment

to obtain the values of the integral flux in the range 10–1000 keV equal to the median peak fluxes F ($\text{ph cm}^{-2}\text{s}^{-1}$) of short GRBs observed by *Fermi*/GBM in the same energy range and calculated from the Fermi GBM Burst Catalog (FERMIGBRST⁷), see D. Gruber et al. (2014); Narayana Bhat et al. (2016); von Kienlin et al. (2014).

The spectral parameters of a typical short GRB used in the Geant4 simulations are $E_{\text{peak}} = 500$ keV, $\alpha = -0.5$ and $\beta = -2.3$. The median peak flux and the spectral normalization for 1024 ms time scale around a GRB peak are $F_{1024} = 2.00$ $\text{ph cm}^{-2}\text{s}^{-1}$ and $A_{1024} = 7.8 \times 10^{-3}$ $\text{ph cm}^{-2}\text{s}^{-1}\text{keV}^{-1}$, respectively.

4 | MONTE CARLO SIMULATIONS

Full Monte Carlo simulations including the satellite’s mass model in Geant4 is performed (see Figure 5). Three different thicknesses of the Al casing, 1.0 mm, 1.5 mm and 2.0 mm are considered in the simulations to check the dependence of the count rates on the material thickness.

4.1 | Description of Geant4 simulations

In order to simulate the interaction of particles including gamma-rays from GRBs and background particles, a dedicated particle physics simulation was developed using Geant4 10.0.p4. In order to be as realistic as possible – to take into account the secondary particles created by the interaction of the primary particles and the material of the satellite too – a complex CAD model of the satellite was imported to the Geant4 simulation with CADMESH (Poole, Cornelius, Trapp, & Langton, 2012). The “Physics List” used in the simulation was chosen to be a ModularPhysicsList that included elastic hadron scattering, all relevant physics for neutrons, electromagnetic processes and optical photon physics.

Individual (scintillation) photons with an optical wavelength were created by particles depositing energy inside the scintillator. These were tracked until they were either absorbed or detected by the SiPMs implemented in the simulation. The optical parameters of the scintillators were determined by a dedicated set of measurements. The most relevant optical parameters were attenuation length, the reflectivity of the enhanced specular reflector (ESR) tape that is planned to cover the CsI(Tl) scintillators and the photon detection efficiency of the SiPM. The optical parameters were fine tuned by matching the measured and simulated spectra.

4.2 | Simulation results

The detection count rates from the different components of the background obtained from the Geant4 simulations are presented in Table 1. The dominant component is CXB followed by the albedo X-rays and secondary positrons.

The Geant4 simulation for a typical short GRB with the incident flux perpendicular to the scintillator and not passing through the satellite’s body gives detection count rates 135 cnt/s, 130 cnt/s and 125 cnt/s for Al scintillator casing thicknesses 1.0 mm, 1.5 mm and 2.0 mm, respectively. Assuming a trigger algorithm with a time window of 1 s then $\text{SNR} = \text{GRB counts} / \sqrt{\text{background counts}}$ would be 4.3, 4.8 and 5.1 for the three Al casing thicknesses, respectively.

The detection count rates were obtained for only one CsI scintillator of size $75 \times 150 \times 5$ mm³. Up to four CsI scintillators (two scintillators on two perpendicular sides) are planned for each *CAMELOT* 3U satellite.

5 | DUTY CYCLE

As seen from Figure 2 the flux of trapped e^- can increase by several orders of magnitude in the polar regions or inside SAA compared to the flux near equator. The high increase of the background was also observed by the *Lomonosov*/BDRG (Svertilov et al., 2018) which is a gamma-ray transient detector sensitive in the energy range from 10 keV to 3 MeV. It consists of three modules of NaI(Tl) and CsI(Tl) scintillators covered by less than 1 mm thick Al window shield and read out by photomultiplier tubes. The instrument shows that background count rate can increase 50× when passing SAA or polar regions.

Therefore we calculated the duty cycle for altitude 500 km and inclinations 53° and 97.6°, which are the inclinations considered in the feasibility study of *CAMELOT* (Werner et al., 2018). We simulated 1000 circular orbits at 500 km altitude and calculated the fraction of the time the satellite spend in the area with high background flux of trapped e^- ($> 1 \text{ cm}^{-2}\text{s}^{-1}$). For the map of the integral fluxes of trapped e^- ($E > 40$ keV) we used the AE-8 MIN Update ESA-SEE1 model (Vampola, 1998).

At 500 km altitude a satellite would spend 23% and 32% of the time in the regions of flux $> 1 \text{ cm}^{-2}\text{s}^{-1}$ of trapped e^- for inclinations 53° and 97.6°, respectively.

6 | EXPECTED IONIZING DOSE IN MPPC

It is considered to use Hamamatsu S14160-6050HS MPPCs for the detectors for *CAMELOT*. The proton beam irradiation

⁷<https://heasarc.gsfc.nasa.gov/W3Browse/fermi/fermigbrst.html>

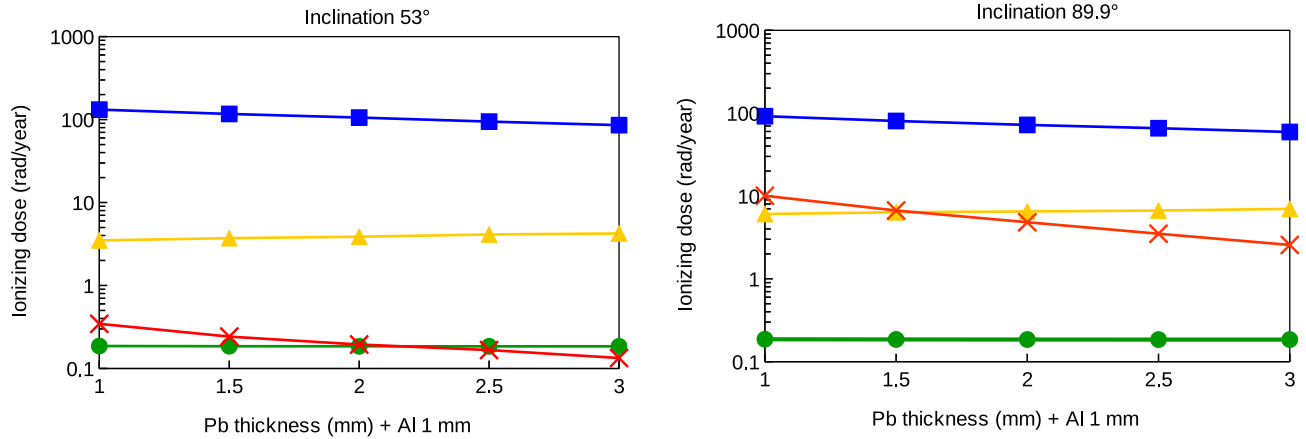


FIGURE 6 Expected annual ionizing dose in MPPCs due to fluxes from various sources as a function of the thickness of the lead shielding. The simulated orbits have altitude 500 km, inclinations of 53° (left) and 89.9° (right). The sources are: trapped p^+ (blue squares), GCR H1+H2+He3+He4 (yellow triangles), solar p^+ (red crosses), secondary p^+ (green circles).

TABLE 1 Detection background count rate (cnt/s) for one CsI(Tl) scintillator of size $75 \times 150 \times 5$ mm³ as a function of the Al casing thickness obtained from the Geant4 simulations.

Casing (mm)	CXB	Albedo X-ray	Secondary particles				H	He	GCR		Trapped e^-	Total
			p^+	n	e^-	e^+			e^-	e^+		
1.0	703	175	17	6.0	21	58	16	6.9	0.15	0.07	1.2	1007
1.5	425	179	19	4.8	20	63	19	6.9	0.16	0.33	1.2	738
2.0	324	164	18	5.1	21	63	19	7.0	0.15	0.33	1.2	622

tests at W-MAST (Wakasa-wan, Japan) facility performed by the *CAMELOT* team reveal that the MPPCs degrade when irradiated by 200 MeV p^+ . Therefore it is necessary to estimate the expected total ionizing dose at (LEO) and design a protective cover shielding MPPCs to decrease the total dose due to p^+ .

We used Multi-Layered Shielding Simulation (MULASSIS) (Lei et al., 2002) implemented in SPENVIS to calculate ionization dose in a Si sphere shielded by Al and Pb. A simple spherical geometry with source flux isotropically incident over 4π sr was used for approximation.

The following proton sources are used in the simulation: trapped p^+ AP9 model (MC mode, 50% CL, 100 runs, 30 days of orbit simulation with 60 s sampling); solar p^+ ESP-PSYCHIC (Xapsos, Stauffer, Jordan, Barth, & Mewaldt, 2007) model implemented in SPENVIS (50% CL, magnetic shielding on, stormy magnetosphere, Størmer with eccentric dipole method, magnetic field moment unchanged); GCR p^+ ISO 15390 model (same parameter setting as described in Section 2.3.1); for secondary p^+ we use the same model as described in Section 2.4.1.

The expected annual doses for inclinations 53° and 89.9° are shown in Table 2 and in Figure 6. The irradiation tests

at W-MAST facility suggest that the considered MPPCs can be used for the *CAMELOT* mission when a proper shielding is applied. For a 1U CubeSat demonstration mission GRBAlpha we consider to use 2.5 mm of Pb + 1.0 mm of Al.

7 | CONCLUSIONS

We studied the expected background for the *CAMELOT* mission and detectability of short GRBs. It was shown that with at least one large scintillator short GRBs with a typical peak flux can be detected. Future work will include, for example, a study of the background activation due to the radioactive decay of elements of the detector and the satellite's body generated when passing SAA. Also other transients, beside the short GRBs, such as long GRBs, SGRs, TGFs should be considered. The expected annual doses allow to use the planned MPPCs for the *CAMELOT* mission when a proper shielding against protons is applied.

TABLE 2 Expected ionizing dose (rad/year) in MPPCs for altitude 500 km as for different shielding.

	Shielding thickness (mm)	Trapped p ⁺	Solar p ⁺	GCR				Secondary p ⁺	Total
				H1	H2	He3	He4		
Inclination 53°	no shielding	1108	41	0.8	0.9	0.4	0.4	0.2	1152
	Al 1.0	223	1.2	0.9	1.1	0.5	0.5	0.2	227
	Pb 1.0 + Al 1.0	132	0.3	1.1	1.4	0.5	0.5	0.2	136
	Pb 1.5 + Al 1.0	117	0.2	1.2	1.5	0.5	0.5	0.2	121
	Pb 2.0 + Al 1.0	106	0.2	1.2	1.6	0.5	0.5	0.2	110
	Pb 2.5 + Al 1.0	95	0.2	1.3	1.7	0.5	0.6	0.2	99
	Pb 3.0 + Al 1.0	86	0.1	1.3	1.8	0.6	0.6	0.2	90
Inclination 89.9°	no shielding	773	1262	1.6	1.8	0.8	0.8	0.2	2040
	Al 1.0	153	36	1.7	2.0	0.8	0.8	0.2	194
	Pb 1.0 + Al 1.0	92	10	2.0	2.4	0.8	0.9	0.2	108
	Pb 1.5 + Al 1.0	80	6.7	2.1	2.6	0.9	0.9	0.2	94
	Pb 2.0 + Al 1.0	72	4.8	2.1	2.6	0.9	0.9	0.2	83
	Pb 2.5 + Al 1.0	66	3.5	2.2	2.7	0.9	0.9	0.2	76
	Pb 3.0 + Al 1.0	59	2.6	2.3	2.9	0.9	0.9	0.2	69

ACKNOWLEDGMENTS

This research has been supported by the grants awarded by the **Hungarian Academy of Sciences**, Lendület *LP2016-11*, *KEP-7/2018*, and by the European Union, co-financed by the **European Social Fund** (Research and development activities at the Eötvös Loránd University's Campus in Szombathely), *EFOP-3.6.1-16-2016-00023*.

Financial disclosure

None reported.

Conflict of interest

The authors declare no potential conflict of interests.

REFERENCES

- Abbott, B. P., Abbott, R., Abbott, T. D. et al. 2017, *Phys. Rev. Lett.*, *119*(16), 161101.
- Agostinelli, S., Allison, J., Amako, K. et al. 2003, *Nuclear Instruments and Methods in Physics Research A*, *506*(3), 250. doi:
- Ajello, M., Greiner, J., Sato, G. et al. 2008, *ApJ*, *689*(2), 666.
- Alcaraz, J., Alpat, B., Ambrosi, G. et al. 2000b, *Physics Letters B*, *484*(1-2), 10.
- Alcaraz, J., Alvisi, D., Alpat, B. et al. 2000a, *Physics Letters B*, *472*(1-2), 215.
- Allison, J., Amako, K., Apostolakis, J. et al. 2016, *Nuclear Instruments and Methods in Physics Research A*, 835, 186.
- Atwood, W. B., Abdo, A. A., Ackermann, M. et al. 2009, *ApJ*, *697*(2), 1071.
- Bagoly, Z., Mészáros, A., & Mészáros, P. 1988, *ApJ*, *333*, 54.
- Band, D., Matteson, J., Ford, L. et al. 1993, *ApJ*, *413*, 281.
- Bi, H., Mészáros, A., & Mészáros, P. 1990, X-Ray Background Fluctuations from Discrete Sources with a Varying Density Contrast. S. Bowyer & C. Leinert (Eds.), *The Galactic and Extragalactic Background Radiation*, IAU Symposium, Vol. 139, p. 416.
- Bi, H., Mészáros, A., & Mészáros, P. 1991, *A&A*, *243*(1), 16.
- Bidoli, V., Casolino, M., de Pascale, M. et al. 2002, *Annales Geophysicae*, *20*(10), 1693.
- Boldt, E. 1981, *Comments on Astrophysics*, 9, 97.
- Campana, R., Feroci, M., Del Monte, E., Mineo, T., Lund, N., & Fraser, G. W. 2013, *Experimental Astronomy*, *36*(3), 451.
- Dean, A. J., Bird, A. J., Diallo, N. et al. 2003, *Space Sci. Rev.*, *105*, 285.
- Fabian, A. C. 1985, The X-ray background. L.-J. Goicoechea & J.-L. Sanz (Eds.), *Observational and Theoretical Aspects of Relativistic Astrophysics and Cosmology*, p. 103.
- Fishman, G. J., Bhat, P. N., Mallozzi, R. et al. 1994, *Science*, *264*(5163), 1313.
- Gehrels, N., Chipman, E., & Kniffen, D. A. 1993, *A&AS*, *97*, 5.
- Giacconi, R., Gursky, H., Paolini, F. R., & Rossi, B. B. 1962, *Phys. Rev. Lett.*, *9*(11), 439.
- Ginet, G. P., O'Brien, T. P., Huston, S. L. et al. 2013, *Space Sci. Rev.*, *179*, 579.
- Goldstein, A., Veres, P., Burns, E. et al. 2017, *ApJ*, *848*(2), L14.
- Gruber, D., Goldstein, A., Weller von Ahlefeld, V. et al. 2014, *ApJS*, *211*(1), 12.
- Gruber, D. E., Matteson, J. L., Peterson, L. E., & Jung, G. V. 1999, *ApJ*, *520*(1), 124.
- Jahoda, K., Lahav, O., Mushotzky, R. F., & Boldt, E. 1991, *ApJ*, *378*, L37.
- Jursa, A. S. 1985, *Handbook of geophysics and the space environment*. Springfield: Air Force Geophysics Laboratory.
- Klebesadel, R. W., Strong, I. B., & Olson, R. A. 1973, *ApJ*, *182*, L85.
- Kouveliotou, C., Dieters, S., Strohmayer, T. et al. 1998, *Nature*, *393*, 235.
- Kouveliotou, C., Wijers, R. A. M. J., & Woosley, S. 2012, *Gamma-ray Bursts*. Cambridge: Cambridge University Press.

- Lei, F., Truscott, P. R., Dyer, C. S. et al. 2002, *IEEE Transactions on Nuclear Science*, 49(6), 2788.
- Ma, Q., Ciardi, B., Eide, M. B., & Helgason, K. 2018, *MNRAS*, 480(1), 26.
- Mazets, E. P., Golentskii, S. V., Ilinskii, V. N., Aptekar, R. L., & Guryan, I. A. 1979, *Nature*, 282, 587.
- Mészáros, A., & Mészáros, P. 1987, Isotropy of the X-ray background and the distribution of galaxies. Public. of the Astron. Inst. of the Czechoslovak Academy of Sciences, Vol. 4, p. 445.
- Mészáros, A., & Mészáros, P. 1988, *ApJ*, 327, 25.
- Mizuno, T., Kamae, T., Godfrey, G. et al. 2004, *ApJ*, 614(2), 1113.
- Narayana Bhat, P., Meegan, C. A., von Kienlin, A. et al. 2016, *ApJS*, 223(2), 28.
- Nava, L., Ghirlanda, G., Ghisellini, G., & Celotti, A. 2011, *A&A*, 530, A21.
- Ohno, M., Werner, N., Pál, A. et al. 2018, CAMELOT: design and performance verification of the detector concept and localization capability. J.-W. A. den Herder, S. Nikzad, & K. Nakazawa (Eds.), Proceedings of the SPIE, Vol. 10699, p. 1069964.
- Pál, A., Mészáros, L., Tarcai, N. et al. 2018, CAMELOT - Concept study and early results for onboard data processing and GPS-based timestamping. arXiv:1806.03685.
- Penzias, A. A., & Wilson, R. W. 1965, *ApJ*, 142, 419.
- Poole, C. M., Cornelius, I., Trapp, J. V., & Langton, C. M. 2012, *Australasian Physical & Engineering Science in Medicine*, 35, 329.
- Rothschild, R., Boldt, E., Holt, S. et al. 1979, *Space Science Instrumentation*, 4, 269.
- Shanks, T., Georgantopoulos, I., Stewart, G. C., Pounds, K. A., Boyle, B. J., & Griffiths, R. E. 1991, *Nature*, 353(6342), 315.
- Sreekumar, P., Bertsch, D. L., Dingus, B. L. et al. 1998, *ApJ*, 494, 523.
- Svertilov, S. I., Panasyuk, M. I., Bogomolov, V. V. et al. 2018, *Space Sci. Rev.*, 214(1), 8.
- Torigoe, K., Fukazawa, Y., Galgóczi, G. et al. 2019, *Nuclear Instruments and Methods in Physics Research A*, 924, 316.
- Vampola, A. L. 1998, Outer zone energetic electron environment update. Conference on the High Energy Radiation Background in Space. Workshop Record, p. 128. IEEE.
- Vedrenne, G., & Atteia, J.-L. 2009, Gamma-Ray Bursts: The brightest explosions in the Universe. Berlin: Springer.
- von Kienlin, A., Meegan, C. A., Paciesas, W. S. et al. 2014, *ApJS*, 211(1), 13.
- Voronov, S. A., Gal'Per, A. M., Koldashov, S. V., Maslennikov, L. V., Mikhailov, V. V., & Popov, A. V. 1991, *Kosmicheskie Issledovaniia*, 29, 567.
- Řípa, J., Werner, N., Ohno, M. et al. 2018, Monitoring of gamma-ray bursts with a fleet of nanosatellites. 69th International Astronautical Congress, pp. IAC-18,B4,2,8,x46335.
- Werner, N., Řípa, J., Pál, A. et al. 2018, CAMELOT: Cube-sats Applied for MEasuring and LOcalising Transients mission overview. J.-W. A. den Herder, S. Nikzad, & K. Nakazawa (Eds.), Proceedings of the SPIE, Vol. 10699, p. 106992P.
- Xapsos, M. A., Stauffer, C., Jordan, T., Barth, J. L., & Mewaldt, R. A. 2007, *IEEE Transactions on Nuclear Science*, 54(6), 1985.
- Zuccon, P., Bertucci, B., Alpat, B. et al. 2003, A Calculation of the Radiation Environment for Satellite Experiments Operating below the Van Allen Belts. ICRC, Vol. 7, p. 4249.

AUTHOR BIOGRAPHY



Jakub Řípa received the Master's degree in physics in 2006 and the Ph.D. degree in astronomy and astrophysics in 2011, both at the Charles University (MFF UK), Prague, Czech Republic under the supervision of doc. RNDr. Attila Mészáros, DrSc. He was a postdoctoral researcher

at: Institute for the Early Universe, Ewha Womans University, Seoul, Korea (2011-2012); Institute of Basic Science, Sungkyunkwan University, Suwon, Korea (2012-2015); Leung Center for Cosmology and Particle Astrophysics, National Taiwan University, Taipei, Taiwan (2015-2017). Currently, he is a postdoctoral researcher at the Astronomical Institute, Charles University and at the Lendület Hot Universe Research Group, MTA-Eötvös University, Budapest, Hungary. His research interests include gamma-ray bursts and instrumentation for high-energy astrophysics in hard X-rays and gamma-rays.

How cite this article: Řípa J., Galgóczi G., Werner N., et al., Estimation of the detected background by the future gamma-ray transient mission CAMELOT, *Astron. Nachr.*, YYYY;VVV:PPP-PPP.

How cite this article: Řípa J., Galgóczi G., Werner N., et al., Estimation of the detected background by the future gamma-ray transient mission CAMELOT, *Astron. Nachr.*, YYYY;VVV:PPP-PPP.