

Improving Adversarial Robustness via Attention and Adversarial Logit Pairing

Dou Goodman^{†*}, Xingjian Li^{†*}, Jun Huan[‡], Tao Wei[†]

[†] X-Lab, Baidu Inc.

[‡] Big Data Lab, Baidu Research

{liu.yan, lixingjian, huanjun, lenx}@baidu.com

*

Abstract

Though deep neural networks have achieved the state of the art performance in visual classification, recent studies have shown that they are all vulnerable to the attack of adversarial examples. In this paper, we develop improved techniques for defending against adversarial examples. First, we introduce enhanced defense using a technique we call **Attention and Adversarial Logit Pairing (AT+ALP)**, a method that encourages both attention map and logit for pairs of examples to be similar. When applied to clean examples and their adversarial counterparts, **AT+ALP** improves accuracy on adversarial examples over adversarial training. Next, we show that our **AT+ALP** can effectively increase the average activations of adversarial examples in the key area and demonstrate that it focuses on more discriminate features to improve the robustness of the model. Finally, we conduct extensive experiments using a wide range of datasets and the experiment results show that our **AT+ALP** achieves **the state of the art** defense. For example, on **17 Flower Category Database**, under strong 200-iteration PGD gray-box and black-box attacks where prior art has 34% and 39% accuracy, our method achieves **50%** and **51%**. Compared with previous work, our work is evaluated under highly challenging PGD attack: the maximum perturbation $\epsilon \in \{0.25, 0.5\}$ i.e. $L_\infty \in \{0.25, 0.5\}$ with 10 to 200 attack iterations. To our knowledge, such a strong attack has not been previously explored on a wide range of datasets.

Introduction

In recent years, deep neural networks have been extensively deployed for computer vision tasks, particularly visual classification problems, where new algorithms reported to achieve or even surpass the human performance (Krizhevsky, Sutskever, and Hinton 2012; He et al. 2015; Li et al. 2019a). Success of deep neural networks has led to an explosion in demand. recent studies have shown that they are all vulnerable to the attack of adversarial examples. Small and often imperceptible perturbations to the input images are sufficient to fool the most powerful deep neural




Figure 1: (a) is original image and (b) is corresponding spatial attention map of ResNet-50(He et al. 2015) pretrained on ImageNet(Russakovsky et al. 2015) which shows where the network focuses in order to classify the given image. (c) is adversarial image of (a), (d) is corresponding spatial attention map.

networks (Szegedy et al. 2013; Carlini and Wagner 2016; Moosavi-Dezfooli, Fawzi, and Frossard 2016; Bose and Aarabi 2018).

In Figure 1, we visualize the spatial attention map of a flower and its corresponding adversarial image on ResNet-50(He et al. 2015) pretrained on ImageNet(Russakovsky et al. 2015). The figure suggests that adversarial perturbations, while small in the pixel space, lead to very substantial noise in the attention map of the network. Whereas the features for the clean image appear to focus primarily on semantically informative content in the image, the attention map for the adversarial image are activated across semantically irrelevant regions as well. The state of the art adversarial training methods only encourage soft (Madry et al. 2017; Tramèr et al. 2017) or hard labels, i.e., logit (Kannan, Kurakin, and Goodfellow 2018) for pairs of clean examples and adversarial counterparts to be similar. In our opinion, it is not enough to align the difference between the clean examples and adversarial counterparts only at the end part of the whole network, i.e., hard or soft labels, and we need to align the attention maps for important parts of the whole network. Motivated by this observation, we explore **Attention and Adversarial Logit Pairing (AT+ALP)**, a method that encourages both attention map and logit for pairs of examples to be similar. When applied to clean examples and their adversarial counterparts, **AT+ALP** improves accuracy on adversarial examples over adversarial training.

** Authors collaborated equally and are ordered by their last names.

Copyright © 2020, Association for the Advancement of Artificial Intelligence (www.aaai.org). All rights reserved.

The contributions of this paper are the following:

- We introduce enhanced adversarial training using a technique we call **Attention and Adversarial Logit Pairing(AT+ALP)**, a method that encourages both attention map and logit for pairs of examples to be similar. When applied to clean examples and their adversarial counterparts, **AT+ALP** improves accuracy on adversarial examples over adversarial training.
- We show that our **AT+ALP** can effectively increase the average activations of adversarial examples in the key area and demonstrate that it focuses on more discriminate features to improve the robustness of the model.
- We show that our **AT+ALP** achieves **the state of the art** defense on a wide range of datasets against strong **PGD** gray-box and black-box attacks. Compared with previous work, our work is evaluated under highly challenging **PGD** attack: the maximum perturbation $\epsilon \in \{0.25, 0.5\}$ i.e. $L_\infty \in \{0.25, 0.5\}$ with 10 to 200 attack iterations. To our knowledge, such a strong attack has not been previously explored on a wide range of datasets.

The rest of the paper is organized as follows: in Section 2 related works are summarized, in Section 3 definitions and threat models are introduced, in Section 4 our **Attention and Adversarial Logit Pairing(AT+ALP)** method is introduced, in Section 5 experimental results are presented and discussed, and finally in Section 6 the paper is concluded.

Related Work

(Athalye, Carlini, and Wagner 2018) evaluate the robustness of nine papers (Buckman et al. 2018; Ma et al. 2018; Guo et al. 2017; Dhillon et al. 2018; Xie et al. 2017; Song et al. 2017; Samangouei, Kabkab, and Chellappa 2018; Madry et al. 2017; Na, Ko, and Mukhopadhyay 2017) accepted to ICLR 2018 as non-certified white-box-secure defenses to adversarial examples. They find that seven of the nine defenses use obfuscated gradients, a kind of gradient masking, as a phenomenon that leads to a false sense of security in defenses against adversarial examples. Obfuscated gradients provide a limited increase in robustness and can be broken by improved attack techniques they develop. The only defense they observe that significantly increases robustness to adversarial examples within the threat model proposed is **adversarial training** (Madry et al. 2017).

Adversarial training (Goodfellow, Shlens, and Szegedy 2014; Madry et al. 2017; Kannan, Kurakin, and Goodfellow 2018; Tramèr et al. 2017; Pang et al. 2019) defends against adversarial perturbations by training networks on adversarial images that are generated on-the-fly during training. For adversarial training, the most relevant work to our study is (Kannan, Kurakin, and Goodfellow 2018), which introduces a technique they call **Adversarial Logit Pairing(ALP)**, a method that encourages logits for pairs of examples to be similar. Our **AT+ALP** encourages both attention map and logit for pairs of examples to be similar. When applied to clean examples and their adversarial counterparts, **AT+ALP** improves accuracy on adversarial examples over adversarial training. (Araujo et al. 2019) adds random noise at training

and inference time. (Xie et al. 2018) adds denoising blocks to the model to increase adversarial robustness, neither of the above approaches focuses on the attention map.

In terms of methodologies, our work is also related to deep transfer learning and knowledge distillation problems, the most relevant work to our study is (Zagoruyko and Komodakis 2016a; Li et al. 2019b), which constrain the L_2 -norm of the difference between their behaviors (i.e., the feature maps of outer layer outputs in the source/target networks). Our **AT+ALP** constrains attention map and logit for pairs of clean examples and their adversarial counterparts to be similar.

Definitions and Threat Models

In this paper, we always assume the attacker is capable of forming attacks that consist of perturbations of limited L_∞ -norm. This is a simplified task chosen because it is more amenable to benchmark evaluations. We consider two different threat models characterizing amounts of information the adversary can have:

- **Gray-box Attack** We focus on defense against gray-box attacks in this paper. In a gray-box attack, the attacker knows both the original network and the defense algorithm. Only the parameters of the defense model are hidden from the attacker. This is also a standard setting assumed in many security systems and applications (Pfleeger and Pfleeger 2004).
- **Black-box Attack** The attacker has no information about the models architecture or parameters, and no ability to send queries to the model to gather more information.

Methods

Architecture

Figure 2 represents architecture of **Attention and Adversarial Logit Pairing(AT+ALP)**: a baseline model is adversarial trained so as, not only to make similar logits, but to also have similar spatial attention maps to those of original image and adversarial image.

Adversarial training

We use adversarial training with **Projected Gradient Descent(PGD)** (Madry et al. 2017) as the underlying basis for our methods:

$$\arg \min_{\theta} \mathbb{E}_{(x,y) \in \hat{p}_{\text{data}}} \left(\max_{\delta \in S} L(\theta, x + \delta, y) \right) \quad (1)$$

where \hat{p}_{data} is the underlying training data distribution, $L(\theta, x + \delta, y)$ is a loss function at data point x which has true class y for a model with parameters θ , and the maximization with respect to δ is approximated using PGD. In this paper, the loss is defined as:

$$L = L_{CE} + \alpha L_{ALP} + \beta L_{AT} \quad (2)$$

Where L_{CE} is cross entropy, α and β are hyperparameters.

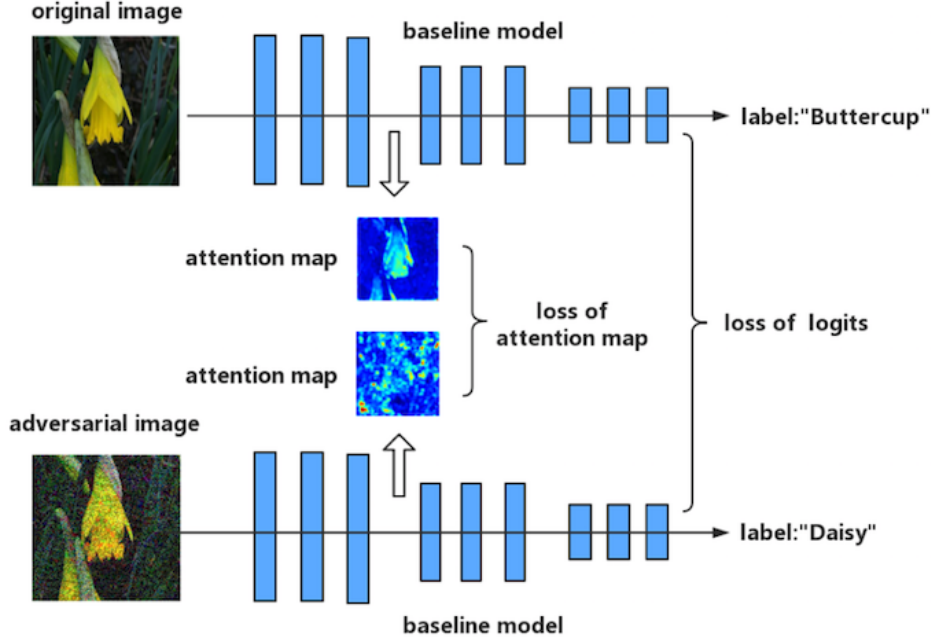


Figure 2: Schematic representation of **Attention and Adversarial Logit Pairing (AT+ALP)**: a baseline model is trained so as, not only to make similar logits, but to also have similar spatial attention maps to those of original image and adversarial image.

Adversarial Logit Pairing

We also use **Adversarial Logit Pairing (ALP)** to encourage the logits from clean examples and their adversarial counterparts to be similar to each other. For a model that takes inputs x and computes a vector of logit $z = f(x)$, logit pairing adds a loss:

$$L_{ALP} = L_a(f(x), f(x + \delta)) \quad (3)$$

In this paper we use L_2 loss for L_a .

Attention Map

We use **Attention Map (AT)** to encourage the attention map from clean examples and their adversarial counterparts to be similar to each other. Let also I denote the indices of all activation layer pairs for which we want to pay attention. Then we can define the following total loss:

$$L_{AT} = \sum_{j \in I} \left\| \frac{Q_{ADV}^j}{\|Q_{ADV}^j\|_2} - \frac{Q_O^j}{\|Q_O^j\|_2} \right\|_p \quad (4)$$

Let O , ADV denote clean examples and their adversarial counterparts. where $Q_O^j = \text{vec}(F(A_O^j))$ and $Q_{ADV}^j = \text{vec}(F(A_{ADV}^j))$ are respectively the j -th pair of clean examples and their adversarial counterparts attention maps in vectorized form, and p refers to norm type (in the experiments we use $p = 2$).

Experiments: Gray and Black-Box Settings

To evaluate the effectiveness of our defense strategy, we performed a series of image-classification experiments

on **17 Flower Category Database** (Nilsback and Zisserman 2006), **Part of ImageNet Database** and **Dogs-vs-Cats Database**. Following (Athalye, Carlini, and Wagner 2018; Xie et al. 2018; Dubey et al. 2019), we assume an adversary that uses the state of the art PGD adversarial attack method.

We consider untargeted attacks when evaluating under the gray and black-box settings; untargeted attacks are also used in our adversarial training. We evaluate top-1 classification accuracy on validation images that are adversarially perturbed by the attacker. In this paper, adversarial perturbation is considered under L_∞ norm (i.e., maximum perturbation for each pixel), with an allowed maximum value of ϵ . The value of ϵ is relative to the pixel intensity scale of 256, we use $\epsilon = 64/256 = 0.25$ and $\epsilon = 128/256 = 0.5$. PGD attacker with 10 to 200 attack iterations and step size $\alpha = 1.0/256 = 0.0039$. Our baselines are ResNet-101/152. There are four groups of convolutional structures in the baseline model, group-0 extracts of low-level features, group-1 and group-2 extract of mid-level features, group-3 extracts of high-level features (Zagoruyko and Komodakis 2016b), which are described as *conv2_x*, *conv3_x*, *conv4_x* and *conv5_x* in (He et al. 2015).

Image Database

We performed a series of image-classification experiments on a wide range of datasets.

- **17 Flower Category Database** (Nilsback and Zisserman 2006) contains images of flowers belonging to 17 different categories. The images were acquired by searching the web and taking pictures. There are 80 images for each category.

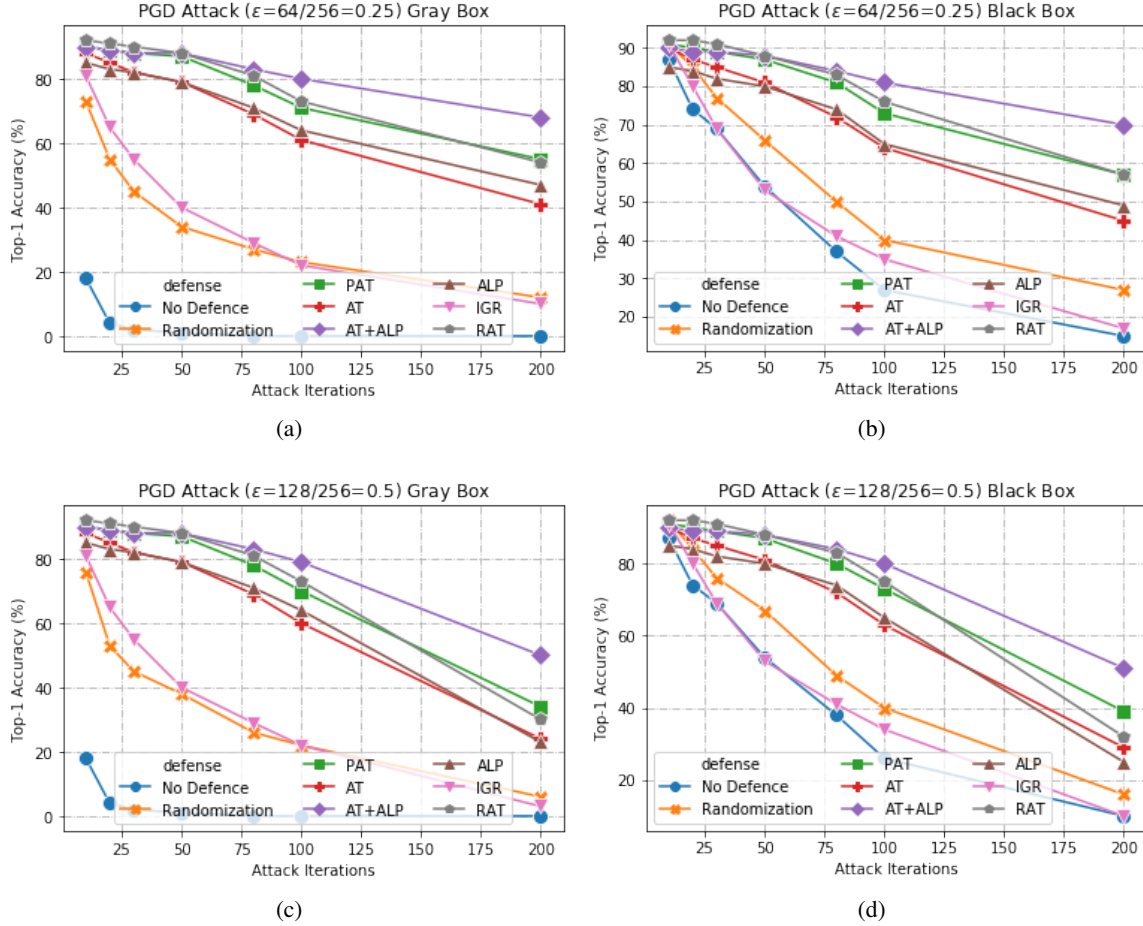


Figure 3: **Defense against gray-box and black-box attacks on 17 Flower Category Database.**(a)(c) shows results against a gray-box PGD attacker with 10 to 200 attack iterations.(b)(d) shows results against a black-box PGD attacker with 10 to 200 attack iterations.The maximum perturbation is $\epsilon \in \{0.25, 0.5\}$ i.e. $L_\infty \in \{0.25, 0.5\}$.Our **AT+ALP**(purple line) outperform the state-of-the-art in adversarial robustness against highly challenging gray-box and black-box PGD attacks.

- **Part of ImageNet Database** contains images of four objects. These four objects are randomly selected from the ImageNet Database(Russakovsky et al. 2015). In this experiment, they are tench,goldfish,white shark and dog. Each object contains 1300 training images and 50 test images.
- **Dogs-vs-Cats Database**¹ contains 8,000 images of dogs and cats in the train dataset and 2,000 in the test val dataset.

Experimental Setup

To perform image classification, we use ResNet-101/152 that were trained on the **17 Flower Category Database,Part of ImageNet Database** and **Dogs-vs-Cats Database** training set. We consider two different attack settings: (1) a gray-box attack setting in which the model used to generate the adversarial images is the same as

¹<https://www.kaggle.com/chetankv/dogs-cats-images>

the image- classification model, viz. the ResNet-101; and (2) a black-box attack setting in which the adversarial images are generated using the ResNet-152 model;The backend prediction model of gray-box and black-box is ResNet-101 with different implementations of the state of the art defense methods,such as IGR(Ross and Doshi-Velez 2017),PAT(Madry et al. 2017),RAT(Araujo et al. 2019),Randomization(Xie et al. 2017) , ALP(Kannan, Kurakin, and Goodfellow 2018) and FD(Xie et al. 2018) .

Results and Discussion

Here, we first present results with **AT+ALP** on **17 Flower Category Database**. Compared with previous work,(Kannan, Kurakin, and Goodfellow 2018) was evaluated under 10-iteration PGD attack and $\epsilon = 0.0625$,our work are evaluated under highly challenging PGD attack:the maximum perturbation $\epsilon \in \{0.25, 0.5\}$ i.e. $L_\infty \in \{0.25, 0.5\}$ with 10 to 200 attack iterations.The bigger the value of ϵ , the bigger the disturbance, the more significant the adversarial image

Table 1: **Defense against gray-box and black-box attacks on 17 Flower Category Database ,Part of ImageNet Database and Dogs-vs-Cats Database.**The adversarial perturbation were produced using PGD with step size $\alpha = 1.0/256 = 0.0039$ and 200 attack iterations.As shown in this table, **AT+ALP got the highest Top-1 Accuracy on all these database.**

17 Flower Category Database $\epsilon = L_\infty$	Gray-Box 0.25 0.5		Black-Box 0.25 0.5	
No Defence	0	0	15	10
IGR(Ross and Doshi-Velez 2017)	10	3	17	10
PAT(Madry et al. 2017)	55	34	57	39
RAT(Araujo et al. 2019)	54	30	57	32
Randomization(Xie et al. 2017)	12	6	27	16
ALP(Kannan, Kurakin, and Goodfellow 2018)	47	23	49	25
FD(Xie et al. 2018)	10	10	33	33
Our AT	41	24	45	29
Our AT+ALP	68	50	70	51
Part of ImageNet Database $\epsilon = L_\infty$	Gray-Box 0.25 0.5		Black-Box 0.25 0.5	
No Defence	2	3	52	50
IGR(Ross and Doshi-Velez 2017)	32	32	34	34
PAT(Madry et al. 2017)	76	76	77	77
RAT(Araujo et al. 2019)	76	76	77	76
Randomization(Xie et al. 2017)	40	41	62	59
ALP(Kannan, Kurakin, and Goodfellow 2018)	54	54	55	55
FD(Xie et al. 2018)	60	61	61	61
Our AT	76	76	77	76
Our AT+ALP	82	82	82	82
Dogs-vs-Cats Database $\epsilon = L_\infty$	Gray-Box 0.25 0.5		Black-Box 0.25 0.5	
No Defence	1	1	52	53
IGR(Ross and Doshi-Velez 2017)	57	60	51	52
PAT(Madry et al. 2017)	51	51	52	52
RAT(Araujo et al. 2019)	49	49	50	50
Randomization(Xie et al. 2017)	10	8	55	54
ALP(Kannan, Kurakin, and Goodfellow 2018)	57	56	57	57
FD(Xie et al. 2018)	57	57	57	57
Our AT	50	50	50	50
Our AT+ALP	67	67	71	71

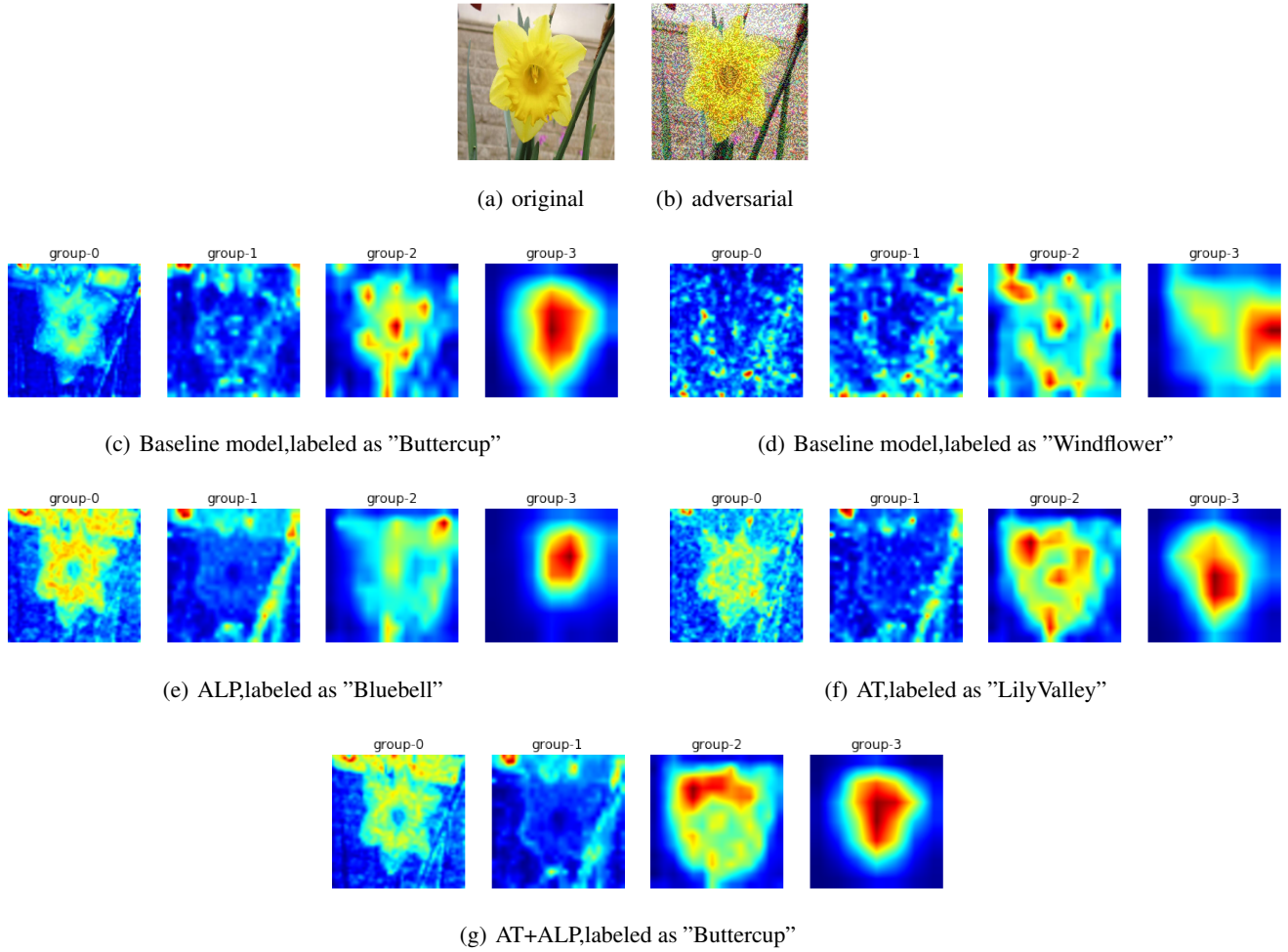


Figure 4: **Activation attention maps for defense against gray-box PGD attacks($\epsilon = 0.25$) on 17 Flower Category Database.** (a) is original image and (b) is corresponding adversarial image. (c) and (d) are activation attention maps of baseline model for original image and adversarial image, (e)-(f) are activation attention maps of ALP, AT and AT+ALP for adversarial image. Group-0 to group-3 represent the activation attention maps of four groups of convolutional structures in the baseline model, group-0 extracts of low-level features, group-1 and group-2 extract of mid-level features, group-3 extracts of high-level features (Zagoruyko and Komodakis 2016b). **It can be clearly found that group-0 of AT + ALP can extract the outline and texture of flowers more accurately, and group-3 has a higher level of activation on the whole flower, compared with other defense methods, only it makes accurate prediction.**

effect is. To our knowledge, such a strong attack has not been previously explored on a wide range of datasets. As shown in Figure 3 that **our AT+ALP outperform the state-of-the-art in adversarial robustness against highly challenging gray-box and black-box PGD attacks.** For example, under strong 200-iteration PGD gray-box and black-box attacks where prior art has 34% and 39% accuracy, our method achieves **50%** and **51%**.

Table 1 shows **Main Result** of our work: under strong 200-iteration PGD gray-box and black-box attacks, **our AT+ALP outperform the state-of-the-art in adversarial robustness on all these databases.**

We visualized activation attention maps for defense against PGD attacks. Baseline model is ResNet-101 (He et

al. 2015), which is pre-trained on **ImageNet** (Russakovsky et al. 2015) and fine-tuned on **17 Flower Category Database** (Nilsback and Zisserman 2006). group-0 to group-3 represent the activation attention maps of four groups of convolutional structures in the baseline model i.e. *conv2_x*, *conv3_x*, *conv4_x* and *conv5_x* of ResNet-101, group-0 extracts of low-level features, group-1 and group-2 extract of mid-level features, group-3 extracts of high-level features (Zagoruyko and Komodakis 2016b). We found from Figure 4 that group-0 of **AT + ALP** can extract the outline and texture of flowers more accurately, and group-3 has a higher level of activation on the whole flower, compared with other defense methods, only **AT + ALP** makes accurate prediction.

Table 2: Comparing **average activations** on discriminate parts of **17 Flower Category Database** for different defense methods. In addition, we included new statistical results of activations on part locations of **17 Flower Category Database** supporting the above qualitative cases. The **17 Flower Category Database** defined discriminative parts of flowers. So for each image, we got several key regions which are very important to discriminate its category. Using all testing examples of **17 Flower Category Database**, we calculated normalized activations on these key regions of these different defense methods. As shown in this table, **AT+ALP** got the highest average activations on those key regions, demonstrating that **AT+ALP** focused on more discriminate features for flowers recognition.

Defense $\epsilon = L_\infty$	Black-Box		Gray-Box	
	0.25	0.5	0.25	0.5
No Defense	0.41	0.41	0.21	0.21
ALP(Kannan, Kurakin, and Goodfellow 2018)	0.16	0.16	0.15	0.15
IGR(Ross and Doshi-Velez 2017)	0.37	0.37	0.33	0.33
PAT(Madry et al. 2017)	0.42	0.42	0.44	0.44
RAT(Araujo et al. 2019)	0.40	0.40	0.41	0.41
Our AT	0.55	0.54	0.56	0.56
Our AT+ALP	0.98	0.98	0.96	0.96

We compared average activations on discriminate parts of **17 Flower Category Database** for different defense methods. **17 Flower Category Database** defined discriminative parts of flowers. So for each image, we got several key regions which are very important to discriminate its category. Using all testing examples of **17 Flower Category Database**, we calculated normalized activations on these key regions of these different defense methods. As shown in Table 2, **AT+ALP** got the highest average activations on those key regions, demonstrating that **AT+ALP** focused on more discriminate features for flowers recognition.



Figure 5: (a) is original image and (b) is corresponding discriminative parts. **17 Flower Category Database** defined discriminative parts of flowers. So for each image, we got several key regions which are very important to discriminate its category.

Conclusion

In this paper, we introduced enhanced defense using a technique we called **Attention and Adversarial Logit Pairing(AT+ALP)**, a method that encouraged both attention map and logit for pairs of examples to be similar. When applied to clean examples and their adversarial counterparts, **AT+ALP** improved accuracy on adversarial examples over adversarial training. Our **AT+ALP** achieves **the state of the art** defense on a wide range of datasets against **PGD**

gray-box and black-box attacks. Compared with other defense methods, our **AT+ALP** is simple and effective, without modifying the model structure, and without adding additional image preprocessing steps.

Acknowledgements

We thank Xingjian Li for helpful feedback on drafts of this article.

References

- Araujo, A.; Pinot, R.; Negrevergne, B.; Meunier, L.; and Atif, J. 2019. Robust neural networks using randomized adversarial training.
- Athalye, A.; Carlini, N.; and Wagner, D. 2018. Obfuscated gradients give a false sense of security: Circumventing defenses to adversarial examples. In *Proceedings of the 35th International Conference on Machine Learning, ICML 2018*.
- Bose, A. J., and Aarabi, P. 2018. Adversarial attacks on face detectors using neural net based constrained optimization.
- Buckman, J.; Roy, A.; Raffel, C.; and Goodfellow, I. 2018. Thermometer encoding: One hot way to resist adversarial examples. In *International Conference on Learning Representations*.
- Carlini, N., and Wagner, D. 2016. Towards evaluating the robustness of neural networks.
- Dhillon, G. S.; Azizzadenesheli, K.; Lipton, Z. C.; Bernstein, J.; Kossaifi, J.; Khanna, A.; and Anandkumar, A. 2018. Stochastic activation pruning for robust adversarial defense. *arXiv preprint arXiv:1803.01442*.
- Dubey, A.; Laurens, V. D. M.; Yalniz, Z.; Li, Y.; and Mahajan, D. 2019. Defense against adversarial images using web-scale nearest-neighbor search.
- Goodfellow, I. J.; Shlens, J.; and Szegedy, C. 2014. Explaining and harnessing adversarial examples. *Computer Science*.

- Guo, C.; Rana, M.; Cisse, M.; and Van Der Maaten, L. 2017. Countering adversarial images using input transformations. *arXiv preprint arXiv:1711.00117*.
- He, K.; Zhang, X.; Ren, S.; and Sun, J. 2015. Deep residual learning for image recognition. *CoRR* abs/1512.03385.
- Kannan, H.; Kurakin, A.; and Goodfellow, I. J. 2018. Adversarial logit pairing. *CoRR* abs/1803.06373.
- Krizhevsky, A.; Sutskever, I.; and Hinton, G. E. 2012. Imagenet classification with deep convolutional neural networks. In *International Conference on Neural Information Processing Systems*.
- Li, J.; Wang, Y.; Wang, C.; Tai, Y.; Qian, J.; Yang, J.; Wang, C.; Li, J.; and Huang, F. 2019a. Dsfd: dual shot face detector. In *Proceedings of the IEEE Conference on Computer Vision and Pattern Recognition*, 5060–5069.
- Li, X.; Xiong, H.; Wang, H.; Rao, Y.; Liu, L.; and Huan, J. 2019b. Delta: Deep learning transfer using feature map with attention for convolutional networks. *arXiv preprint arXiv:1901.09229*.
- Ma, X.; Li, B.; Wang, Y.; Erfani, S. M.; Wijewickrema, S.; Schoenebeck, G.; Song, D.; Houle, M. E.; and Bailey, J. 2018. Characterizing adversarial subspaces using local intrinsic dimensionality. *arXiv preprint arXiv:1801.02613*.
- Madry, A.; Makelov, A.; Schmidt, L.; Tsipras, D.; and Vladu, A. 2017. Towards deep learning models resistant to adversarial attacks.
- Moosavi-Dezfooli, S.-M.; Fawzi, A.; and Frossard, P. 2016. Deepfool: a simple and accurate method to fool deep neural networks. In *Proceedings of the IEEE conference on computer vision and pattern recognition*, 2574–2582.
- Na, T.; Ko, J. H.; and Mukhopadhyay, S. 2017. Cascade adversarial machine learning regularized with a unified embedding. *arXiv preprint arXiv:1708.02582*.
- Nilsback, M.-E., and Zisserman, A. 2006. A visual vocabulary for flower classification. In *Proceedings of the IEEE Conference on Computer Vision and Pattern Recognition*, volume 2, 1447–1454.
- Pang, T.; Xu, K.; Du, C.; Chen, N.; and Zhu, J. 2019. Improving adversarial robustness via promoting ensemble diversity.
- Pfleeger, C. P., and Pfleeger, S. L. 2004. *Security in Computing*.
- Ross, A. S., and Doshi-Velez, F. 2017. Improving the adversarial robustness and interpretability of deep neural networks by regularizing their input gradients.
- Russakovsky, O.; Deng, J.; Su, H.; Krause, J.; Satheesh, S.; Ma, S.; Huang, Z.; Karpathy, A.; Khosla, A.; Bernstein, M.; Berg, A. C.; and Fei-Fei, L. 2015. ImageNet Large Scale Visual Recognition Challenge. *International Journal of Computer Vision (IJCV)* 115(3):211–252.
- Samangouei, P.; Kabkab, M.; and Chellappa, R. 2018. Defense-gan: Protecting classifiers against adversarial attacks using generative models. *arXiv preprint arXiv:1805.06605*.
- Song, Y.; Kim, T.; Nowozin, S.; Ermon, S.; and Kushman, N. 2017. Pixeldefend: Leveraging generative models to understand and defend against adversarial examples. *arXiv preprint arXiv:1710.10766*.
- Szegedy, C.; Zaremba, W.; Sutskever, I.; Bruna, J.; Erhan, D.; Goodfellow, I.; and Fergus, R. 2013. Intriguing properties of neural networks. *arXiv preprint arXiv:1312.6199*.
- Tramèr, F.; Kurakin, A.; Papernot, N.; Goodfellow, I.; Boneh, D.; and McDaniel, P. 2017. Ensemble adversarial training: Attacks and defenses. *arXiv preprint arXiv:1705.07204*.
- Xie, C.; Wang, J.; Zhang, Z.; Ren, Z.; and Yuille, A. 2017. Mitigating adversarial effects through randomization.
- Xie, C.; Wu, Y.; Maaten, L. V. D.; Yuille, A.; and He, K. 2018. Feature denoising for improving adversarial robustness.
- Zagoruyko, S., and Komodakis, N. 2016a. Paying more attention to attention: Improving the performance of convolutional neural networks via attention transfer.
- Zagoruyko, S., and Komodakis, N. 2016b. Paying more attention to attention: Improving the performance of convolutional neural networks via attention transfer. *CoRR* abs/1612.03928.