

The index of Lie poset algebras

Vincent E. Coll, Jr.^{*} and Nick W. Mayers^{*}

^{*}Department of Mathematics, Lehigh University, Bethlehem, PA, 18015

March 18, 2022

Dedicated to Murray Gerstenhaber - teacher and mentor

Abstract

We provide general closed-form formulas for the index of type-A Lie poset algebras corresponding to posets of restricted height. Furthermore, we provide a combinatorial recipe for constructing all posets corresponding to type-A Frobenius Lie poset algebras of heights zero, one, and two. A finite Morse theory argument establishes that the simplicial realization of such posets is contractible. It then follows, from a recent theorem of Coll and Gerstenhaber, that the second Lie cohomology group of the corresponding Lie poset algebra with coefficients in itself is zero. Consequently, such a Lie poset algebra is absolutely rigid and cannot be deformed. We also provide matrix representations for Lie poset algebras in the other classical types. By so doing, we are able to give examples of deformable Lie algebras which are both solvable and Frobenius. This resolves a question of Gerstenhaber and Giaquinto about the existence of such algebras.

Mathematics Subject Classification 2010: 17B20, 05E15

Key Words and Phrases: Frobenius Lie algebra, seaweed, poset algebra, incidence algebra, discrete Morse theory, deformations, index. Lie poset algebra

1 Introduction

The incidence algebra $I(\mathcal{P}, \mathbf{k})$ of a finite poset (\mathcal{P}, \preceq) over a field \mathbf{k} is an associative \mathbf{k} -algebra consisting of all functions $f : \text{Int}(\mathcal{P}) \rightarrow \mathbf{k}$ mapping closed intervals of \mathcal{P} to \mathbf{k} with multiplication given by the convolution product

$$(f * g)([x, y]) = \sum_{x \preceq z \prec y} f([x, z])g([z, y]).$$

E-mail addresses: vec208@lehigh.edu (V. Coll), nwm215@lehigh.edu (N. Mayers).

By taking a linear extension of \mathcal{P} , one can represent $I(\mathcal{P}, \mathbf{k})$ as a matrix algebra of $|\mathcal{P}| \times |\mathcal{P}|$ matrices. For $f \in I(\mathcal{P}, \mathbf{k})$, the matrix representing f has i, j -entry equal to $f([i, j])$ and, with this choice of representation, the convolution product between elements of $I(\mathcal{P}, \mathbf{k})$ becomes matrix multiplication. Incidence algebras were introduced into combinatorics in 1964 by Rota as a means of studying inversion-type formulas in a unified way [34]. Since then, these algebras have been studied by many authors, from many different perspectives – and have been regularly rediscovered and called, variously, T^3 algebras, convolution rings of posets, incidence matrix rings of posets, pattern algebras, tic-tac-toe algebras, and poset algebras [22, 27, 29]. We prefer the name *poset algebras* since posets generate them in much the same way as groups generate group algebras.

Poset algebras can be naturally endowed with a Lie structure by taking the commutator product. Even so, the study of such Lie poset algebras has only recently been initiated ([7], 2016). In [7], Coll and Gerstenhaber define *Lie poset algebras* as those subalgebras of the classical Lie algebras which lie between a Cartan subalgebra and a Borel subalgebra; and go on to compute, in particular, the Lie algebra cohomology of a Lie poset algebra with coefficients in itself. This is the controlling cohomology for the infinitesimal deformations of the Lie poset algebra [23]. Generally, Lie poset algebras deform – even if the underlying associative poset algebra does not – although the deformed Lie algebra may no longer be a Lie poset algebra. See [7] for examples.

In this article, we are interested in the interaction between the deformation theory of a Lie poset algebra and its index – with a special emphasis on Lie poset subalgebras of the first classical type; that is, type $A_{n-1} = \mathfrak{sl}(n)$. The *index* of a general Lie algebra \mathfrak{g} is an important algebraic invariant introduced by Dixmier ([14], 1974) and is defined as follows:

$$\text{ind } \mathfrak{g} = \min_{F \in \mathfrak{g}^*} \dim(\ker(B_F)),$$

where B_F is the skew-symmetric *Kirillov form* defined by $B_F(x, y) = F([x, y])$ for all $x, y \in \mathfrak{g}$.

Combinatorial methods for the computation of a Lie algebra's index are of great topical interest [4, 6, 8, 10, 11, 12, 15, 24, 31, 32, 33]. In this article, we initiate the study of the index theory for Lie poset algebras, paying special attention to those algebras which have index zero. Index-zero Lie algebras are called *Frobenius* and are of particular interest in deformation theory.¹

We also introduce definitions of posets of types B, C, and D. As with type A, these poset definitions are used to develop natural matrix representations. Subsequently, we produce an example of a non-rigid Frobenius Lie poset algebra (in types B, C, and D). This resolves a question of Gerstenhaber and Giaquinto about whether a deformable Frobenius Lie algebra

¹Suppose $B_F(-, -)$ is non-degenerate on \mathfrak{g} and let $[F]$ be the matrix of $B_F(-, -)$ relative to some basis $\{x_1, \dots, x_n\}$ of \mathfrak{g} ; such a functional $F \in \mathfrak{g}^*$ is referred to as *Frobenius*. In [2], Belavin and Drinfel'd showed that $\sum_{i,j} [F]_{ij}^{-1} x_i \wedge x_j$ is the infinitesimal of a *Universal Deformation Formula*. Such formulas can be used to deform the universal enveloping algebra of \mathfrak{g} or the function space on any Lie group which contains \mathfrak{g} in its Lie algebra of derivations. Thus, each pair consisting of a Frobenius Lie algebra \mathfrak{g} together with a Frobenius functional F provides a constant solution to the classical Yang-Baxter equation (see ([18], 1997) and ([19], 2008)).

could exist [20]. Finally, in an extended epilogue, we examine some other motivations for our study. This includes suggestive results regarding the recently developed spectral theory of Frobenius Lie algebra (see [9, 5, 4]).

There are two main results in this paper. The first is the development of closed-form index formulas for type-A Lie poset algebras corresponding to posets of heights zero, one, and two. The non-trivial height-two case is treated in Theorem 9, where the attendant index formula given in equation (4) may be regarded as the main combinatorial result of this paper.² The index formula of Theorem 9 subsequently yields a characterization of posets of heights one, and two, which are associated to Frobenius Lie poset algebras. In height two, this characterization takes the form of a combinatorial recipe – building blocks and gluing rules – for the construction of all such posets (see Theorem 11). A discrete Morse theory argument then establishes that the simplicial complex associated with any such poset \mathcal{P} is contractible, so has no simplicial homology (see Theorem 14). A recent result of Coll and Gerstenhaber (Theorem 13) can then be applied to find that the second Lie cohomology group of the corresponding type-A Lie poset algebra with coefficients in itself is zero.³

Putting all of this together yields the second main result of this paper (see Theorem 16).

Theorem. *A Frobenius Lie poset subalgebra of $\mathfrak{sl}(n)$ corresponding to a poset of height zero, one, or two is absolutely rigid.*

Remark 1. *Extensive simulations suggest that the above theorem is true for all heights. See the commentary at the end of Section 5. Also note that since all Lie poset algebras are solvable, this theorem, in conjunction with Theorems 10 and 12, allows for the production of non-trivial examples of solvable Lie algebras which are absolutely rigid.*

2 Lie poset algebras

In this section, and following [7], we provide a general definition of Lie poset algebras applicable to any Chevalley-type Lie algebra. We specialize to Lie poset subalgebras of $\mathfrak{sl}(n)$ by providing explicit matrix representations. Throughout, assume that \mathbf{k} is an algebraically closed field of characteristic zero, which we may take to be the complex numbers.

Let $(\mathcal{P}, \preceq_{\mathcal{P}})$ be a finite poset with partial order $\preceq_{\mathcal{P}}$. (It will cause no confusion to simply write \mathcal{P} when the partial ordering is understood and we will usually suppress the subscript in $\preceq_{\mathcal{P}}$.) The *associative poset algebra* $A(\mathcal{P}) = A(\mathcal{P}, \mathbf{k})$ is the span over \mathbf{k} of elements e_{ij} , $i \preceq j$ with multiplication given by setting $e_{ij}e_{kl} = e_{il}$ if $j = k$, and 0 otherwise. The *trace* of an element $\sum c_{ij}e_{ij}$ is $\sum c_{ii}$.

We can equip $A(\mathcal{P})$ with the commutator product $[a, b] = ab - ba$, where concatenation denotes the product in $A(\mathcal{P})$, to produce the *Lie poset algebra* $\mathfrak{g}(\mathcal{P}) = \mathfrak{g}(\mathcal{P}, \mathbf{k})$. If $|\mathcal{P}| = n$,

²This result is a central result in the second author's Ph.D. thesis (in progress) "The index of Lie poset algebras" at Lehigh University [28].

³Theorem 13 is the Lie algebraic analogue of the now classical result of Gerstenhaber and Schack which asserts that simplicial cohomology is a special case of Hochschild cohomology [21].

then it is possible to represent \mathcal{P} as a poset on $\{1, \dots, n\}$, where $\preceq_{\mathcal{P}}$ is compatible with the linear ordering, via an order-preserving bijection. Such a representation of \mathcal{P} is called a *linear extension* of \mathcal{P} . Taking a linear extension of \mathcal{P} , the associative algebra $A(\mathcal{P})$ and the Lie algebra $\mathfrak{g}(\mathcal{P})$ may be regarded, respectively, as associative and Lie subalgebras of the algebra of all upper triangular $n \times n$ matrices over \mathbf{k} . Such a matrix representation is realized by replacing each basis element $e_{i,j}$ by the $n \times n$ matrix $E_{i,j}$ containing a 1 in the i, j -entry, and 0's elsewhere. The product between elements $e_{i,j}$ is then replaced by matrix multiplication between the $E_{i,j}$; it is well-known that such matrix algebras are invariant under the choice of linear extension of \mathcal{P} . Let \mathfrak{b} be the Borel subalgebra of $n \times n$ matrices consisting of upper triangular matrices of trace zero and \mathfrak{h} its Cartan subalgebra of diagonal matrices. Any subalgebra \mathfrak{g} lying between \mathfrak{h} and \mathfrak{b} is then a Lie poset algebra; for \mathfrak{g} is then the span over \mathbf{k} of \mathfrak{h} and those $E_{i,j}$ which it contains, and there is a partial order on $\mathcal{P} = \{1, \dots, n\}$ compatible with the linear order by setting $i \preceq j$ whenever $E_{i,j} \in \mathfrak{g}$ (see Example 1). Restricting $\mathfrak{g}(\mathcal{P})$ to trace zero matrices yields a subalgebra of the first classical family $A_{n-1} = \mathfrak{sl}(n)$. We denote the resulting type-A Lie poset algebra by $\mathfrak{g}_A(\mathcal{P})$. Since $A(\mathcal{P}, \mathbf{k})$ is isomorphic to $I(\mathcal{P}, \mathbf{k})$, note that the definition of $\mathfrak{g}_A(\mathcal{P})$ is consistent with the definition of a type-A Lie poset algebra given in the Introduction,

Example 1. *The Hasse diagram of a poset is a graphical representation of the poset with an implied upward orientation. Consider the poset $\mathcal{P} = \{1, 2, 3, 4\}$ with $1 \preceq 2 \preceq 3, 4$ and no relations other than those following from these. The Hasse diagram of \mathcal{P} is illustrated in Figure 1 (left). The basic form of the matrix algebra $A(\mathcal{P})$, respectively $\mathfrak{g}(\mathcal{P})$, is illustrated in Figure 1 (right); the *'s indicate possible non-zero entries from \mathbb{C} .*

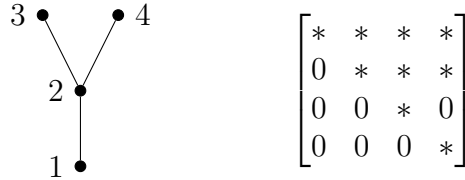


Figure 1: Hasse diagram of \mathcal{P} (left) and associated matrix algebra (right)

We continue to set the combinatorial notation.

Let $Rel(\mathcal{P})$ denote the set of strict relations between elements of \mathcal{P} , $Ext(\mathcal{P})$ denote the set of minimal and maximal elements of \mathcal{P} , and $Rel_E(\mathcal{P})$ denote the number of strict relations between the elements of $Ext(\mathcal{P})$.

Example 2. *Let \mathcal{P} be the poset in Example 1. We have*

$$Rel(\mathcal{P}) = \{1 \prec 2, 1 \preceq 3, 1 \preceq 4, 2 \preceq 3, 2 \preceq 4\},$$

$$Ext(\mathcal{P}) = \{1, 3, 4\}, \quad \text{and} \quad Rel_E(\mathcal{P}) = \{1 \preceq 3, 1 \preceq 4\}.$$

Recall that, if $x \preceq y$ and there exists no $z \in \mathcal{P}$ satisfying $x, y \neq z$ and $x \preceq z \preceq y$, then y *covers* x and $x \preceq y$ is a *covering relation*. Using this language, the Hasse diagram of a poset \mathcal{P} can be reckoned as the graph whose vertices correspond to elements of \mathcal{P} and whose edges correspond to covering relations. A poset \mathcal{P} is *connected* if the Hasse diagram of \mathcal{P} is connected as a graph. Throughout this paper, $C_{\mathcal{P}}$ will denote the number of connected components of the Hasse diagram of \mathcal{P} .

Given a subset $S \subset \mathcal{P}$, the *induced subposet generated by S* is the poset \mathcal{P}_S on S , where $i \preceq_{\mathcal{P}_S} j$ if and only if $i \preceq_{\mathcal{P}} j$. A totally ordered subset $S \subset \mathcal{P}$ is called a *chain*. Using the chains of a poset \mathcal{P} one can define a simplicial complex $\Sigma(\mathcal{P})$, where the vertices represent the elements of \mathcal{P} and the faces are chains.

Example 3. Let \mathcal{P} be the poset of our running Example 1. The simplicial complex $\Sigma(\mathcal{P})$ is illustrated in Figure 2 below.

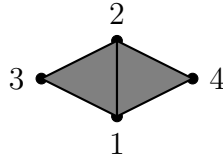


Figure 2: Simplicial complex $\Sigma(\mathcal{P})$

A chain $S \subset \mathcal{P}$ is called *maximal* if it is not a proper subset of any other chain $S' \subset \mathcal{P}$. If every maximal chain of a poset \mathcal{P} is of the same length, then we call \mathcal{P} *pure*. When a poset is pure, there is a natural grading on the elements of \mathcal{P} . This grading is made precise by a rank function $r : \mathcal{P} \rightarrow \mathbb{Z}_{\geq 0}$, where minimal elements have rank zero and if x is covered by y in \mathcal{P} , then $r(y) = r(x) + 1$. Note that the poset of Example 1 is pure since its maximal chains $1 \preceq 2 \preceq 3$ and $1 \preceq 2 \preceq 4$, both have length two; furthermore, this poset has a single minimal element of rank zero, namely $\{1\}$, a single element of rank one, namely $\{2\}$, and two maximal elements of rank two, namely $\{3, 4\}$. We define the *height* of a poset \mathcal{P} to be one less than the cardinality of the largest chain in \mathcal{P} . Note that when a poset \mathcal{P} is pure, its height is equal to $\max_{x \in \mathcal{P}} r(x)$.

We end this section with the definition of a family of posets, as well as two poset operations which will be important in the sections that follow.

Definition 1. Let \mathcal{P} be the poset with r_i elements of rank i , for $0 \leq i \leq t$, and every possible relation between elements of differing rank. We denote such “complete” posets by $\mathcal{P}(r_0, r_1, \dots, r_t)$. See Figure 3.

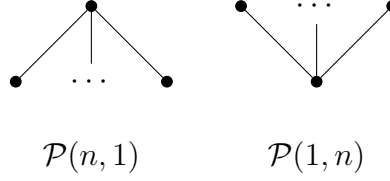


Figure 3: Complete posets of height one

Example 4. Using the notation of Definition 1, the poset of Example 1 is $\mathcal{P}(1, 1, 2)$.

Definition 2. Given two posets \mathcal{P} and \mathcal{Q} which are disjoint as sets, the disjoint union of \mathcal{P} and \mathcal{Q} is the poset $\mathcal{P} + \mathcal{Q}$ on the union $\mathcal{P} \cup \mathcal{Q}$ such that $s \leq t$ in $\mathcal{P} + \mathcal{Q}$ if either

- (i) $s, t \in \mathcal{P}$ and $s \preceq_{\mathcal{P}} t$, or
- (ii) $s, t \in \mathcal{Q}$ and $s \preceq_{\mathcal{Q}} t$.

Note: When there are more than two posets \mathcal{P}_i , for $1 \leq i \leq n$, we will denote their disjoint union as $\sum_{i=1}^n \mathcal{P}_i$.

Definition 3. If \mathcal{P} is a poset, define its dual poset \mathcal{P}^* by the following rules

- (i) $i, j \in \mathcal{P}^*$ if $i, j \in \mathcal{P}$ and
- (ii) $j \preceq_{\mathcal{P}^*} i$ if $i \preceq_{\mathcal{P}} j$.

3 Combinatorial index formulas

In this section, we develop general closed-form formulas for the index of type-A Lie poset algebras corresponding to posets of height zero (Theorem 2) as well as heights one and two (Theorem 9).

It will be convenient to use an alternative characterization of the index. Let \mathfrak{g} be an arbitrary Lie algebra with basis $\{x_1, \dots, x_n\}$. The index of \mathfrak{g} can be expressed using the commutator matrix, $C(\mathfrak{g}) = ([x_i, x_j])_{1 \leq i < j \leq n}$, over the quotient field $R(\mathfrak{g})$ of the symmetric algebra $Sym(\mathfrak{g})$ as follows (see [14]).

Theorem 1. The index of \mathfrak{g} is given by

$$\text{ind } \mathfrak{g} = n - \text{Rank}_{R(\mathfrak{g})} C(\mathfrak{g}).$$

Example 5. Consider $\mathfrak{g}_A(\mathcal{P}(1, 1))$; that is, the collection of upper triangular matrices in $\mathfrak{sl}(2)$. A Chevalley basis for $\mathfrak{g}_A(\mathcal{P}(1, 1))$ is given by $\{x_1, x_2\}$, where $[x_1, x_2] = 2x_2$. The standard matrix representation of $\mathfrak{g}_A(\mathcal{P}(1, 1))$ is illustrated in Figure 4. Since the rank of this matrix is two, it follows from Theorem 1 that $\mathfrak{g}_A(\mathcal{P}(1, 1))$ is Frobenius.

$$\begin{bmatrix} 0 & 2x_2 \\ -2x_2 & 0 \end{bmatrix}$$

Figure 4: $C(\mathfrak{g}_A(\mathcal{P}(1,1)))$

3.1 A matrix reduction

Assume for the moment that \mathcal{P} is connected. To better understand $C(\mathfrak{g}(\mathcal{P}))$, we develop a basis for $\mathfrak{g}(\mathcal{P})$, where, following a certain reduction algorithm, $C(\mathfrak{g}(\mathcal{P}))$ nicely reduces to the equivalent matrix $C'(\mathfrak{g}(\mathcal{P}))$. In $C'(\mathfrak{g}(\mathcal{P}))$ there are $Rel_E(\mathcal{P}) - Ext(\mathcal{P}) + 1$ zero rows on top, I_k is the $k \times k$ identity matrix with $k = |\mathcal{P}| + |Ext(\mathcal{P})| - 2$, and B_i , for $i = 1, 2$, and 3 , are certain block matrices whose rank contributions are computable. See Figure 5.

$$C'(\mathfrak{g}(\mathcal{P})) = \begin{bmatrix} 0 & 0 & 0 & 0 \\ \vdots & \vdots & \vdots & \vdots \\ 0 & 0 & 0 & 0 \\ 0 & I_k & B_1 & B_2 \\ 0 & 0 & 0 & B_3 \end{bmatrix}$$

Figure 5: Matrix form of $C'(\mathfrak{g}(\mathcal{P}))$

All of the commutator matrix calculations will be done in $\mathfrak{gl}(n)$, and will be facilitated by a basis for $\mathfrak{g}(\mathcal{P})$ defined as follows. Let $E_{i,j}$ denote the $n \times n$ matrix with a 1 in the i, j position, and 0's elsewhere. Now, define the basis

$$\mathcal{B} = \left\{ \sum_{i \in \mathcal{P}} E_{i,i} \right\} \cup \{E_{i,i} \mid 1 < i \in \mathcal{P}\} \cup \{E_{i,j} \mid i, j \in \mathcal{P} \text{ such that } i \preceq j\}.$$

Note that the row corresponding to $\sum E_{i,i}$ in $C(\mathfrak{g}(\mathcal{P}))$ is a zero row and therefore contributes +1 to the index of $\mathfrak{g}(\mathcal{P})$. Ignoring the contribution of this row to the index results in the index upon restriction to $\mathfrak{sl}(n)$ ⁴.

To ease notation, row and column labels will be bolded and matrix entries (elements of $R(\mathfrak{g}(\mathcal{P}))$) will be unbolded. Furthermore, we will refer to the row corresponding to $\mathbf{E}_{i,j}$ in $C(\mathfrak{g}(\mathcal{P}))$ – and by a slight abuse of notation, in any equivalent matrix – as row $\mathbf{E}_{i,j}$.

We relegate the formal steps in the general matrix reduction which transforms $C(\mathfrak{g}_A(\mathcal{P}))$ into $C'(\mathfrak{g}_A(\mathcal{P}))$ to Appendix A.

⁴To see this, for a poset \mathcal{P} consider the basis for $\mathfrak{g}(\mathcal{P})$ given by \mathcal{B} with the basis elements $E_{i,i}$, for $i \in \mathcal{P}$, replaced by $E_{j,j} - E_{n,n}$, for $n \in \mathcal{P}$ and $n \neq j \in \mathcal{P}$. Removing the basis element $\sum_{i \in \mathcal{P}} E_{i,i}$ results in a basis for $\mathfrak{g}_A(\mathcal{P})$. Furthermore, the commutator matrices with respect to these two matrices differ only by an extra zero row and column in the commutator matrix corresponding to $\mathfrak{g}(\mathcal{P})$.

Example 6. Using the set basis \mathcal{B} defined above, the commutator matrix of our running example $\mathfrak{g}(\mathcal{P}(1, 1, 2))$ is illustrated in Figure 4. Note that without further reduction, the rank of $C(\mathfrak{g}(\mathcal{P}(1, 1, 2)))$ is unclear.

$$\begin{array}{c}
\begin{array}{c} \Sigma \mathbf{E}_{i,i} \\ \mathbf{E}_{2,2} \\ \mathbf{E}_{3,3} \\ \mathbf{E}_{4,4} \\ \mathbf{E}_{1,2} \\ \mathbf{E}_{1,3} \\ \mathbf{E}_{1,4} \\ \mathbf{E}_{2,3} \\ \mathbf{E}_{2,4} \end{array}
\begin{bmatrix}
\Sigma \mathbf{E}_{i,i} & \mathbf{E}_{2,2} & \mathbf{E}_{3,3} & \mathbf{E}_{4,4} & \mathbf{E}_{1,2} & \mathbf{E}_{1,3} & \mathbf{E}_{1,4} & \mathbf{E}_{2,3} & \mathbf{E}_{2,4} \\
0 & 0 & 0 & 0 & 0 & 0 & 0 & 0 & 0 \\
0 & 0 & 0 & 0 & -E_{1,2} & 0 & 0 & E_{2,3} & E_{2,4} \\
0 & 0 & 0 & 0 & 0 & -E_{1,3} & 0 & -E_{2,3} & 0 \\
0 & 0 & 0 & 0 & 0 & 0 & -E_{1,4} & 0 & -E_{2,4} \\
0 & E_{1,2} & 0 & 0 & 0 & 0 & 0 & E_{1,3} & E_{1,4} \\
0 & 0 & E_{1,3} & 0 & 0 & 0 & 0 & 0 & 0 \\
0 & 0 & 0 & E_{1,4} & 0 & 0 & 0 & 0 & 0 \\
0 & -E_{2,3} & E_{2,3} & 0 & -E_{1,3} & 0 & 0 & 0 & 0 \\
0 & -E_{2,4} & 0 & E_{2,4} & -E_{1,4} & 0 & 0 & 0 & 0
\end{bmatrix}
\end{array}$$

Figure 6: $C(\mathfrak{g}(\mathcal{P}(1, 1, 2)))$

Below we illustrate $C'(\mathfrak{g}(\mathcal{P}(1, 1, 2)))$. Note that in this case there is no B_1 block, since such a block only exists when \mathcal{P} has more than one minimal element. Further, note that the computation of the index of $\mathfrak{g}(\mathcal{P}(1, 1, 2))$ has been reduced to understanding the rank of the red block in $C'(\mathfrak{g}(\mathcal{P}(1, 1, 2)))$. See Figure 7.

$$\begin{array}{c}
\begin{array}{c} \Sigma \mathbf{E}_{i,i} \\ \mathbf{E}_{1,2} \\ \mathbf{E}_{1,3} \\ \mathbf{E}_{1,4} \\ \mathbf{E}_{3,3} \\ \mathbf{E}_{4,4} \\ \mathbf{E}_{2,2} \\ \mathbf{E}_{2,3} \\ \mathbf{E}_{2,4} \end{array}
\begin{array}{c} \Sigma \mathbf{E}_{i,i} \\ \mathbf{E}_{2,2} \\ \mathbf{E}_{3,3} \\ \mathbf{E}_{4,4} \\ \mathbf{E}_{1,3} \\ \mathbf{E}_{1,4} \end{array}
\begin{array}{c} \mathbf{E}_{1,2} \\ \mathbf{E}_{2,3} \\ \mathbf{E}_{2,4} \end{array}
\begin{bmatrix}
0 & 0 & 0 & 0 & 0 & 0 & 0 & 0 & 0 \\
0 & 1 & 0 & 0 & 0 & 0 & 0 & \frac{E_{1,3}}{E_{1,2}} & \frac{E_{1,4}}{E_{1,2}} \\
0 & 0 & 1 & 0 & 0 & 0 & 0 & 0 & 0 \\
0 & 0 & 0 & 1 & 0 & 0 & 0 & 0 & 0 \\
0 & 0 & 0 & 0 & 1 & 0 & 0 & \frac{E_{2,3}}{E_{1,3}} & 0 \\
0 & 0 & 0 & 0 & 0 & 1 & 0 & 0 & \frac{E_{2,4}}{E_{1,4}} \\
0 & 0 & 0 & 0 & 0 & 0 & -E_{1,2} & E_{2,3} & E_{2,4} \\
0 & 0 & 0 & 0 & 0 & 0 & -E_{1,3} & \frac{E_{2,3}}{E_{1,2}} E_{1,3} & \frac{E_{2,3}}{E_{1,2}} E_{1,4} \\
0 & 0 & 0 & 0 & 0 & 0 & -E_{1,4} & \frac{E_{2,4}}{E_{1,2}} E_{1,3} & \frac{E_{2,4}}{E_{1,2}} E_{1,4}
\end{bmatrix}
\end{array}$$

Figure 7: $C'(\mathfrak{g}(\mathcal{P}(1, 1, 2)))$

Remark 2. Using $C'(\mathfrak{g}(\mathcal{P}))$, rows corresponding to basis elements of the form $\mathbf{E}_{i,j}$, for $i, j \in \text{Ext}(\mathcal{P})$, contribute

$$|\text{Rel}_E(\mathcal{P})| - |\text{Ext}(\mathcal{P})| + 1$$

to the index of $\mathfrak{g}_A(\mathcal{P})$. Furthermore, Theorem 1 can be restated for type-A Lie poset algebras $\mathfrak{g}_A(\mathcal{P})$ as

$$\text{ind}(\mathfrak{g}_A(\mathcal{P})) = \dim(B_3(\mathcal{P})) - \text{Rank}_{R(\mathfrak{g})}(B_3(\mathcal{P})) + |\text{Rel}_E(\mathcal{P})| - |\text{Ext}(\mathcal{P})| + 1,$$

where $B_3(\mathcal{P})$ denotes the B_3 block of $C'(\mathfrak{g}(\mathcal{P}))$.

Remark 3. When \mathcal{P} is of height two, the B_3 block of $C'(\mathfrak{g}(\mathcal{P}))$ is block diagonal with each block on the diagonal corresponding to $i \in \mathcal{P} \setminus \text{Ext}(\mathcal{P})$. These blocks are defined by rows $\mathbf{E}_{\mathbf{k}_1, i}$, $\mathbf{E}_{i, i}$, and $\mathbf{E}_{i, \mathbf{k}_2}$, for $k_1, k_2 \in \mathcal{P}$ such that k_1 is non-minimal in \mathbb{Z} satisfying $k_1 \preceq_{\mathcal{P}} i$. To see that the blocks formed by these rows are disjoint, note that such rows have nonzero entries in columns of the form $\mathbf{E}_{j_1, i}$ and \mathbf{E}_{i, j_2} , for $j_1, j_2 \in \mathcal{P}$. Such a block is highlighted in red in Figure 7. We denote the block corresponding to $i \in \mathcal{P} \setminus \text{Ext}(\mathcal{P})$ in B_3 by $B_3(\mathcal{P}, i)$.

3.2 Index formulas

Theorem 2. If \mathcal{P} is a height-zero poset, then

$$\text{ind}(\mathfrak{g}_A(\mathcal{P})) = |\mathcal{P}| - 1. \quad (1)$$

Proof. Since $\mathfrak{g}_A(\mathcal{P})$ is necessarily commutative, equation (1) follows from Theorem 1. \square

Theorem 3. If \mathcal{P} is a connected, height-one poset, then

$$\text{ind}(\mathfrak{g}_A(\mathcal{P})) = |\text{Rel}(\mathcal{P})| - |\mathcal{P}| + 1. \quad (2)$$

Proof. Since every element of \mathcal{P} is an element of $\text{Ext}(\mathcal{P})$, the matrix $C'(\mathfrak{g}(\mathcal{P}))$ contains no B_3 block and equation (2) follows from Remark 2. \square

Example 7. Consider the height-one posets illustrated in Figure 3. Note that $|\mathcal{P}(1, n)| = |\mathcal{P}(n, 1)| = n + 1$ and $|\text{Rel}(\mathcal{P}(1, n))| = |\text{Rel}(\mathcal{P}(n, 1))| = n$. It now follows from Theorem 3 that $\mathfrak{g}_A(\mathcal{P}(1, n))$ and $\mathfrak{g}_A(\mathcal{P}(n, 1))$ are Frobenius.

To describe index formulas in height two requires a bit more notation. The following definition applies to a poset of any height.

Definition 4. Let \mathcal{P} be a poset and $j \in \mathcal{P}$. Define

$$D(\mathcal{P}, j) = |\{i \in \mathcal{P} | i \preceq j\}|,$$

$$U(\mathcal{P}, j) = |\{i \in \mathcal{P} | j \preceq i\}|,$$

and

$$UD(\mathcal{P}, j) = \begin{cases} |U(\mathcal{P}, j) - D(\mathcal{P}, j)|, & U(\mathcal{P}, j) \neq D(\mathcal{P}, j); \\ 2, & \text{otherwise.} \end{cases}$$

Example 8. If $\mathcal{P} = \mathcal{P}(1, 1, 2)$, then $U(\mathcal{P}, 2) = 2$, $D(\mathcal{P}, 2) = 1$, and $UD(\mathcal{P}, 2) = 1$.

We now have the following concise result.

Theorem 4. *If \mathcal{P} is a connected, height-two poset, then*

$$\text{ind}(\mathfrak{g}_A(\mathcal{P})) = \text{Rel}_E(\mathcal{P}) - |\mathcal{P}| + 1 + \sum_{j \in \mathcal{P} \setminus \text{Ext}(\mathcal{P})} \text{UD}(\mathcal{P}, j). \quad (3)$$

Proof. By Remark 2, the rows $\mathbf{E}_{i,j}$ for $i, j \in \text{Ext}(\mathcal{P})$ in $C'(\mathfrak{g}(\mathcal{P}))$ contribute

$$|\text{Rel}_E(\mathcal{P})| - |\text{Ext}(\mathcal{P})| + 1$$

to the index of $\mathfrak{g}_A(\mathcal{P})$. Thus, in order to compute $\text{ind}(\mathfrak{g}_A(\mathcal{P}))$ we need to determine the rank of the B_3 block of $C'(\mathfrak{g}(\mathcal{P}))$. However, by Remark 3, this corresponds to determining the ranks of the sub-matrices $B_3(\mathcal{P}, i)$, for each $i \in \mathcal{P} \setminus \text{Ext}(\mathcal{P})$. Define \mathcal{P}^i , for $i \in \mathcal{P} \setminus \text{Ext}(\mathcal{P})$, to be the induced subposet of \mathcal{P} generated by

$$\{j \in \mathcal{P} \mid i \preceq j \text{ or } j \preceq i \text{ or } j = i\}.$$

Note that \mathcal{P}^i must be of the form $\mathcal{P}(n_i, 1, m_i)$, where $n_i = D(\mathcal{P}, i)$ and $m_i = U(\mathcal{P}, i)$. Furthermore, $B_3(\mathcal{P}, i) = B_3(\mathcal{P}^i, i)$. So, we need only determine the contribution $B_3(\mathcal{P}^i, i)$ makes to the rank of $C'(\mathfrak{g}_A(\mathcal{P}(n_i, 1, m_i)))$, and thus to the index of $\mathfrak{g}_A(\mathcal{P}(n_i, 1, m_i))$.

We make use of following important result, whose proof is relegated to Appendix B.

Theorem 5.

$$\text{ind} \mathfrak{g}(\mathcal{P}(n, 1, m)) = \begin{cases} n^2 - 2n + 2, & n = m; \\ n(m - 2), & m > n; \\ m(n - 2), & n > m. \end{cases}$$

Assuming Theorem 5 and removing

$$|\text{Rel}_E(\mathcal{P}(n_i, 1, m_i))| - |\text{Ext}(\mathcal{P}(n_i, 1, m_i))| + 1$$

from $\text{ind}(\mathfrak{g}_A(\mathcal{P}(n_i, 1, m_i)))$, we find that the contribution $B_3(\mathcal{P}, i)$ makes to the index of $\mathfrak{g}_A(\mathcal{P})$ is given by the following formula:

$$B_3(\mathcal{P}, i) \text{ index contribution} = \begin{cases} 1, & n_i = m_i; \\ m_i - n_i - 1, & m_i > n_i; \\ n_i - m_i - 1, & n_i > m_i; \end{cases}$$

that is, $B_3(\mathcal{P}, i)$ contributes $\text{UD}(\mathcal{P}, i) - 1$ to the index of $\mathfrak{g}_A(\mathcal{P})$. Thus,

$$\text{ind}(\mathfrak{g}_A(\mathcal{P})) = \text{Rel}_E(\mathcal{P}) - |\text{Ext}(\mathcal{P})| + 1 + \sum_{j \in \mathcal{P} \setminus \text{Ext}(\mathcal{P})} (\text{UD}(\mathcal{P}, j) - 1).$$

Now, for each element $i \in \mathcal{P} \setminus \text{Ext}(\mathcal{P})$, adding -1 to $-|\text{Ext}(\mathcal{P})|$ and $+1$ to the contribution from $B_3(\mathcal{P}, i)$ establishes (3). \square

Example 9. The height-two poset \mathcal{P} in Example 1 has

$$Rel_E(\mathcal{P}) = 2, \quad |\mathcal{P}| = 4, \quad \text{and} \quad UD(\mathcal{P}, 3) = 1.$$

By Theorem 4, the algebra $\mathfrak{g}_A(\mathcal{P})$ is Frobenius.

The following theorem is an immediate corollary of Theorems 3 and 4, and will be needed in the characterization of height-two posets corresponding to Frobenius Lie poset algebras. See Theorem 12.

Theorem 6. Let \mathcal{P} and \mathcal{Q} be posets of height two or less. If \mathcal{R} denotes the poset obtained by identifying a minimal element of \mathcal{P} with a minimal element of \mathcal{Q} , or identifying a maximal element of \mathcal{P} and \mathcal{Q} , then

$$\text{ind}(\mathfrak{g}_A(\mathcal{R})) = \text{ind}(\mathfrak{g}_A(\mathcal{P})) + \text{ind}(\mathfrak{g}_A(\mathcal{Q})).$$

Remark 4. The result of Corollary 6 holds more generally. In particular, if \mathcal{P} and \mathcal{Q} are posets of arbitrary height, and \mathcal{R} denotes the poset obtained by identifying a minimal element of \mathcal{P} with a minimal element of \mathcal{Q} , or identifying a maximal element of \mathcal{P} and \mathcal{Q} , then

$$\text{ind}(\mathfrak{g}_A(\mathcal{R})) = \text{ind}(\mathfrak{g}_A(\mathcal{P})) + \text{ind}(\mathfrak{g}_A(\mathcal{Q})).$$

To remove the connected restriction used throughout this section, we make use of the following theorem.

Theorem 7. If $\{\mathcal{P}_i\}_{i=1}^n$ is a collection of connected posets on pairwise disjoint sets, then

$$\text{ind}\left(\mathfrak{g}_A\left(\sum_{i=1}^n \mathcal{P}_i\right)\right) = \left[\sum_{i=1}^n \text{ind}(\mathfrak{g}_A(\mathcal{P}_i))\right] + n - 1.$$

Proof. For this proof we will use the basis \mathcal{B} of $\mathfrak{g}(\mathcal{P})$ with $\sum \mathbf{E}_{i,i}$ replaced by $\mathbf{E}_{1,1}$. First, label the rows and columns of $C(\mathfrak{g}(\sum_{i=1}^n \mathcal{P}_i))$ by the basis elements corresponding to \mathcal{P}_1 , followed by those of \mathcal{P}_2 , etc. In this way, $C(\mathfrak{g}(\sum_{i=1}^n \mathcal{P}_i))$ becomes block diagonal with the i th block corresponding to $C(\mathfrak{g}(\mathcal{P}_i))$. \square

The following corollary to Theorem 7 is immediate.

Theorem 8. If $\mathfrak{g}_A(\mathcal{P})$ is Frobenius, then \mathcal{P} is connected.

Example 10. Applying Theorem 7 to the posets in Example 7 and Example 9 gives that

$$\text{ind}(\mathfrak{g}_A(\mathcal{P}(1, 2) + \mathcal{P}(1, 1, 2))) = 1.$$

Putting the results of this section together yields the following beautiful formula.

Theorem 9. If \mathcal{P} is a poset of height one or two, then

$$\text{ind}(\mathfrak{g}_A(\mathcal{P})) = Rel_E(\mathcal{P}) - |\mathcal{P}| + 2 \cdot C_{\mathcal{P}} - 1 + \sum_{j \in \mathcal{P} \setminus Ext(\mathcal{P})} UD(\mathcal{P}, j). \quad (4)$$

4 Combinatorial classification of Frobenius posets of restricted height - gluing rules

N.B. To streamline the narrative, in this section and the next, we will often refer to posets corresponding to type-A Frobenius Lie poset algebras as *Frobenius posets*. We will remove this convention after considering the other classical types in Section 6.

In this section, we characterize Frobenius posets of height zero, one, and two. The characterization of Frobenius posets of heights zero and one are straightforward and follow from Theorems 2, 3, and 7.

Theorem 10. *If \mathcal{P} is a poset of height zero or one, then $\mathfrak{g}_A(\mathcal{P})$ is Frobenius if and only if the Hasse diagram of \mathcal{P} is a tree.*

The characterization of Frobenius posets of height two is nontrivial. To start, we first characterize Frobenius, pure, height-two posets \mathcal{P} .

Remark 5. *As mentioned in the proof of Theorem 4, each rank-one element $i \in \mathcal{P}$ defines a poset \mathcal{P}^i of the form $\mathcal{P}(n_i, 1, m_i)$, where $n_i = D(\mathcal{P}, i)$ and $m_i = U(\mathcal{P}, i)$. Thus, any pure, height-two poset \mathcal{P} can be constructed via a “gluing” process, starting from the collection of posets $\{\mathcal{P}^i\}_{i \in \mathcal{P}}$ indexed by the rank-one elements of \mathcal{P} , and sequentially identifying minimal and maximal elements of each. This gluing process is illustrated in Example 11. Moreover, if the poset is connected, this process can be performed in such a way that the resulting poset is connected at each step.*

Lemma 1. *If \mathcal{P} is a Frobenius, pure, height-two poset, then for each rank-one element $i \in \mathcal{P}$, \mathcal{P}^i is of the form $\mathcal{P}(2, 1, 1)$ or $\mathcal{P}(1, 1, 2)$.*

Proof. It follows from Theorem 5 that

$$\text{ind } \mathfrak{g}(\mathcal{P}(n, 1, m)) = \begin{cases} n^2 - 2n + 2, & n = m; \\ n(m - 2), & m > n; \\ m(n - 2), & n > m. \end{cases}$$

Thus, if \mathcal{P} is a Frobenius, pure, height-two poset with a single rank-one element, then \mathcal{P} is of the form $\mathcal{P}(2, 1, 1)$ or $\mathcal{P}(1, 1, 2)$.

Consider a pure, height-two poset \mathcal{Q} with $r_1 > 1$ rank-one elements, which we label i_1, \dots, i_{r_1} . We want to show that if \mathcal{Q} is Frobenius, then \mathcal{P}^{i_j} is of the form $\mathcal{P}(1, 1, 2)$ or $\mathcal{P}(2, 1, 1)$ for $1 \leq j \leq r_1$. Assume for a contradiction that there exists i_k , for $1 \leq k \leq r_1$, satisfying \mathcal{P}^{i_k} is of the form $\mathcal{P}(n_k, 1, m_k)$, where $(n_k, m_k) \neq (1, 2), (2, 1)$ as ordered pairs. By Remark 5, one can construct \mathcal{Q} starting from \mathcal{P}^{i_k} and inductively adjoining the posets – by identifying minimal or maximal elements – \mathcal{P}^{i_j} , which are of the form $\mathcal{P}(n_j, 1, m_j)$, for $1 \leq j \neq k \leq n$. Furthermore, this construction can be performed in such a way that at each stage the resulting poset is connected. Thus, it suffices to show that adjoining \mathcal{S} of the

form $\mathcal{P}(n, 1, m)$ to a pure, connected, height-two poset \mathcal{P}' by identifying minimal or maximal elements cannot result in a poset with smaller index. Denote by \mathcal{P} the poset obtained by combining \mathcal{P}' and \mathcal{S} . Without loss of generality, assume that we have identified at least one maximal element of \mathcal{P}' with a maximal element of \mathcal{S} and let p_1 be the common label. Let p_2 be an arbitrary minimal element of \mathcal{S} . Assume \mathcal{S} contains k maximal and l minimal elements which are not identified with elements of \mathcal{P}' in \mathcal{P} . Using Theorem 4,

$$\begin{aligned} \text{ind}(\mathfrak{g}_A(\mathcal{P})) &= \text{ind}(\mathfrak{g}_A(\mathcal{P}')) + |Rel_E(\mathcal{P}) \setminus Rel_E(\mathcal{P}')| - (k + l + 1) + 1 + UD(\mathcal{S}, s) \\ &= \text{ind}(\mathfrak{g}_A(\mathcal{P}')) + |Rel_E(\mathcal{P}) \setminus Rel_E(\mathcal{P}')| - k - l + UD(\mathcal{S}, s), \end{aligned}$$

where s is the rank-one element of \mathcal{S} . As $UD(\mathcal{S}, s) \geq 0$, we need only show that

$$|Rel_E(\mathcal{P}) \setminus Rel_E(\mathcal{P}')| \geq k + l.$$

To this end, p_1 is related to all l new minimal elements and p_2 is related to all k new maximal elements. Note, there is no overlap in these two collections of relations in $Ext(\mathcal{P})$ since we assumed $p_1 \in \mathcal{P}'$. Therefore, $|Rel_E(\mathcal{P}) \setminus Rel_E(\mathcal{P}')| \geq k + l$ which implies that $\text{ind}(\mathfrak{g}_A(\mathcal{P})) \geq \text{ind}(\mathfrak{g}_A(\mathcal{P}'))$ and the result follows. \square

We now determine how to identify minimal and maximal elements of posets of the form $\mathcal{P}(2, 1, 1)$ and $\mathcal{P}(1, 1, 2)$ so that the resulting poset is Frobenius. Let \mathcal{Q} be a pure, height-two poset and \mathcal{S} a poset of the form $\mathcal{P}(1, 1, 2)$ or $\mathcal{P}(2, 1, 1)$. Let \mathcal{S} have elements a_1, a_2, b , and c with either $a_1, a_2 \preceq b \preceq c$ or $c \preceq b \preceq a_1, a_2$. Furthermore, let $x, y, z \in Ext(\mathcal{Q})$. To fix notation, assume that if c, a_1 , or a_2 is identified with an element of $Ext(\mathcal{Q})$, then that element must be x, y , or z , respectively. The following Table 1 lists all possible ways (“gluing rules”) of identifying the elements $a, b, c \in \mathcal{S}$ with the elements $x, y, z \in \mathcal{Q}$. The last column of Table 1 records the attendant contributions to the index; that is, if \mathcal{P} is the poset resulting from gluing \mathcal{S} to \mathcal{Q} , then this column gives $\text{ind}(\mathfrak{g}_A(\mathcal{P})) - \text{ind}(\mathfrak{g}_A(\mathcal{Q}))$.

Lemma 2. *The table below summarizes the contribution to the index of a pure height-two poset upon gluing a copy of $\mathcal{P}(1, 1, 2)$ or $\mathcal{P}(2, 1, 1)$ as described above. Convention: Let \sim denote that two elements are related; that is, $x \sim y$ means $x \preceq y$ or $y \preceq x$.*

Gluing Rule	c	a_1	a_2	Contribution to the Index
A_1	$c \neq x$	$a_1 = y$	$a_2 \neq z$	0
A_2	$c \neq x$	$a_1 \neq y$	$a_2 = z$	0
B	$c \neq x$	$a_1 = y$	$a_2 = z$	1
C	$c = x$	$a_1 \neq y$	$a_2 \neq z$	0
D_1	$c = x$	$a_1 = y, y \sim x$	$a_2 \neq z$	0
D_2	$c = x$	$a_1 \neq y$	$a_2 = z, z \sim x$	0
E_1	$c = x$	$a_1 = y, y \approx x$	$a_2 \neq z$	1
E_2	$c = x$	$a_1 \neq y$	$a_2 = z, z \approx x$	1
F	$c = x$	$a_1 = y, y \sim x$	$a_2 = z, z \sim x$	0
G_1	$c = x$	$a_1 = y, y \sim x$	$a_2 = z, z \approx x$	1
G_2	$c = x$	$a_1 = y, y \approx x$	$a_2 = z, z \sim x$	1
H	$c = x$	$a_1 = y, y \approx x$	$a_2 = z, z \approx x$	2

Table 1: Height-two gluing rules

Proof. Follows directly using Theorem 4. □

Example 11. In Figure 8, we illustrate the Table 1 gluing rules which do not alter the index.

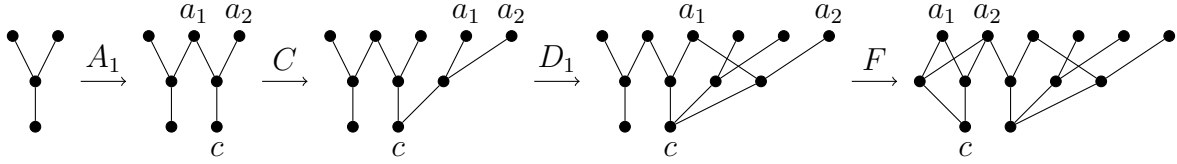


Figure 8: Index non-altering gluing rules

Example 12. In Figure 9, we illustrate the Table 1 gluing rules which do alter the index. These correspond to gluing rules B , E_1 (E_2 is similar), G_1 (G_2 is similar), and H , respectively.

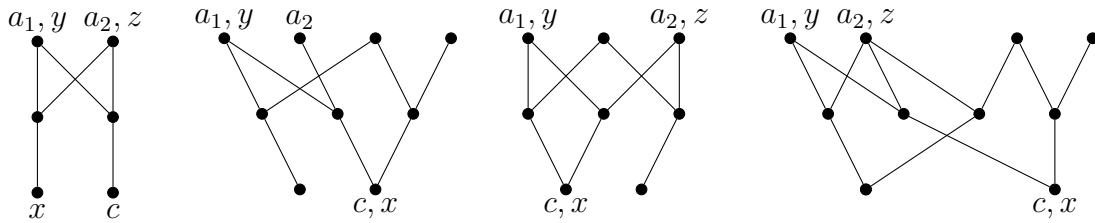


Figure 9: Index altering gluing rules

The following theorem is a result of Lemma 1 and Lemma 2.

Theorem 11. *Any Frobenius, pure, height-two poset is constructed from copies of $\mathcal{P}(2, 1, 1)$ or $\mathcal{P}(1, 1, 2)$ by applying gluing rules A_1, A_2, C, D_1, D_2 , or F of Table 1.*

It remains to characterize Frobenius, non-pure, height-two posets. Note that a height-two poset \mathcal{P} is non-pure if and only if there exists covering relations between minimal and maximal elements of \mathcal{P} . Removing such covering relations, leaves a disjoint union of singleton posets and Frobenius, pure, height-two posets. Let $\mathcal{P} = \{\mathcal{P}_1, \dots, \mathcal{P}_n\}$ be the resulting collection of pure, height-two posets. Elements of \mathcal{P} will be called *pure components* of \mathcal{P} . Since \mathcal{P} is connected, each pure component of \mathcal{P} is connected to every other pure component in the Hasse diagram of \mathcal{P} . In particular, the pure components of \mathcal{P} are connected by paths which alternate between paths consisting of covering relations between elements of $Ext(\mathcal{P})$ and paths contained in pure components of \mathcal{P} . To characterize Frobenius, non-pure, height-two posets, we will outline an inductive procedure for constructing \mathcal{P} from its pure components and covering relations between elements of $Ext(\mathcal{P})$. Such a construction breaks into two stages. First, we will construct a subposet \mathcal{P}' starting from any pure component, say \mathcal{P}_1 of \mathcal{P} , which is, in a sense, a minimally connected subposet of \mathcal{P} containing all elements and pure components of \mathcal{P} . Let \mathcal{Q}_i denote the subposet of \mathcal{P}' formed at stage i so that $\mathcal{Q}_1 = \mathcal{P}_1$. Given \mathcal{Q}_{i-1} , the poset \mathcal{Q}_i is formed as follows:

1. add all covering relations of \mathcal{P} between pairs of elements consisting of a minimal (or maximal) element of \mathcal{Q}_{i-1} and a unique maximal (or minimal) element of $\mathcal{P} \setminus \mathcal{Q}_{i-1}$;
2. next, form \mathcal{Q}_i by adding all pure components of \mathcal{P} sharing a single minimal or maximal element with the poset formed in step 1 above. Here, the “addition” is accomplished by identifying the given shared elements of \mathcal{P} .

Since \mathcal{P} is finite, there must exist m for which \mathcal{Q}_m cannot be extended to another subposet of \mathcal{P} by applying rules 1 or 2 above. Set $\mathcal{P}' = \mathcal{Q}_m$.

Example 13. *A non-pure, height-two poset \mathcal{P} along with the construction of a choice of \mathcal{P}' , as outlined above, is illustrated in Figure 10.*

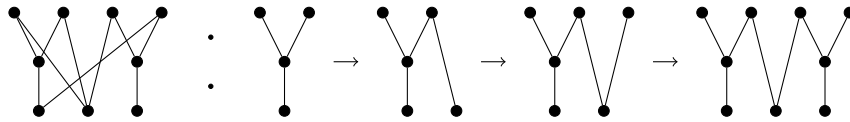


Figure 10: Non-pure height two poset

By construction, \mathcal{P}' contains all elements of \mathcal{P} and removing any covering relation between elements of $Ext(\mathcal{P}') = Ext(\mathcal{P})$ results in a disconnected poset. Furthermore, applying Corollary 6 at each stage of the construction of \mathcal{P}' , the index of $\mathfrak{g}_A(\mathcal{P}')$ is equal to $\sum_{i=1}^n \text{ind}(\mathfrak{g}_A(\mathcal{P}_i))$.

Now, one can continue to form \mathcal{P} from \mathcal{P}' by adding covering relations between elements of $Ext(\mathcal{P})$. By Theorem 4, the addition of each such covering relation increases the index by one. Thus, if a non-pure, height-two poset is Frobenius, then it must have the form of \mathcal{P}' . We have established the following result.

Theorem 12. *A height-two poset \mathcal{P} is Frobenius if and only if it satisfies the following four conditions:*

- (i) *the pure components of \mathcal{P} are Frobenius, pure, height-two posets;*
- (ii) *there are no covering relations between maximal and minimal elements of a pure component of \mathcal{P} ;*
- (iii) *each minimal element of \mathcal{P} is covered by at most one maximal element of a given pure component of \mathcal{P} , and each maximal element covers at most one minimal element of a given pure component of \mathcal{P} ;*
- (iv) *if the pure components of \mathcal{P} are contracted to a point in the Hasse diagram of \mathcal{P} , then the result is a simple graph containing no cycles; that is, a tree.*

Example 14. *The leftmost poset of Figure 13 is an example of a Frobenius, non-pure, height-two poset.*

5 Rigidity

In this section, we prove the rigidity result noted in the Introduction (see Theorem 16). The proof depends on the following result of Coll and Gerstenhaber, which itself is a corollary to their more general theorem regarding Lie semi-direct products for which type-A Lie poset algebras are the prime example. To set the notation, let $\mathfrak{g}_A(\mathcal{P})$ be as above, \mathfrak{h} be the standard Cartan subalgebra of \mathfrak{g} with linear dual \mathfrak{h}^* , \mathfrak{c} be the center of $\mathfrak{g}_A(\mathcal{P})$, and the H^i 's designate cohomology classes of Chevalley-Eilenberg or simplicial type, depending on whether the first argument is a Lie algebra or a simplicial complex, respectively.

Theorem 13 (Coll and Gerstenhaber [7], 2017).

$$H^2(\mathfrak{g}_A(\mathcal{P}), \mathfrak{g}_A(\mathcal{P})) = \left(\bigwedge^2 \mathfrak{h}^* \otimes \mathfrak{c} \right) \oplus \left(\mathfrak{h}^* \otimes H^1(\Sigma(\mathcal{P}), \mathbf{k}) \right) \oplus H^2(\Sigma(\mathcal{P}), \mathbf{k})$$

Observe that the necessary and sufficient conditions for a Lie poset algebra to be absolutely rigid, i.e., to have no infinitesimal deformations, is the simultaneous vanishing of $(\bigwedge^2 \mathfrak{h}^* \otimes \mathfrak{c})$, $(\mathfrak{h}^* \otimes H^1(\Sigma(\mathcal{P}), \mathbf{k}))$, and $H^2(\Sigma(\mathcal{P}), \mathbf{k})$. Since we are only considering Frobenius Lie algebras, \mathfrak{c} is trivial. To show that $(\mathfrak{h}^* \otimes H^1(\Sigma(\mathcal{P}), \mathbf{k}))$ and $H^2(\Sigma(\mathcal{P}), \mathbf{k})$ are also trivial, we invoke the Universal Coefficient Theorem, where it suffices to show that $H_n(\Sigma(\mathcal{P}), \mathbf{k}) = 0$ for $n = 1, 2$. In fact, we prove a stronger result.

Theorem 14. *If \mathcal{P} is a Frobenius poset of height two or less, then $\Sigma(\mathcal{P})$ is contractible.*

For heights zero and one, Theorem 14 follows directly from Theorem 10 and the fact that, for these heights, the Hasse diagram is homotopic to the corresponding simplicial complex. The proof for height-two posets is less straightforward. In the pure case, we make use of the theory of discrete Morse functions [17], which requires the following definitions and theorem.

Let Σ be a simplicial complex, and $\alpha^{(p)} \in \Sigma$ be a p -simplex.

Definition 5. A function $f : \Sigma \rightarrow \mathbb{R}$ is a discrete Morse function if for every $\alpha^{(p)} \in \Sigma$

$$|\{\beta^{(p+1)} \supset \alpha^{(p)} \mid \beta^{(p+1)} \in \Sigma, f(\beta^{(p+1)}) \leq f(\alpha^{(p)})\}| \leq 1$$

and

$$|\{\gamma^{(p-1)} \subset \alpha^{(p)} \mid \gamma^{(p-1)} \in \Sigma, f(\gamma^{(p-1)}) \geq f(\alpha^{(p)})\}| \leq 1.$$

Definition 6. A simplex $\alpha^{(p)}$ is critical if

$$|\{\beta^{(p+1)} \supset \alpha^{(p)} \mid \beta^{(p+1)} \in \Sigma, f(\beta^{(p+1)}) \leq f(\alpha^{(p)})\}| = 0$$

and

$$|\{\gamma^{(p-1)} \subset \alpha^{(p)} \mid \gamma^{(p-1)} \in \Sigma, f(\gamma^{(p-1)}) \geq f(\alpha^{(p)})\}| = 0.$$

Example 15. Consider the simplicial complex Σ illustrated in Figure 11. A discrete Morse function with a single critical simplex of v_1 is obtained by assigning values as follows: $f(v_1) = 0$, $f(e_1) = 1$, $f(v_2) = 2$, $f(e_2) = 3$, $f(v_3) = 4$, $f(e_3) = 5$, $f(v_4) = 6$, $f(f_1) = 7$, $f(e_4) = 8$, $f(f_2) = 9$, and $f(e_5) = 10$.

Theorem 15. Suppose Σ is a simplicial complex with a discrete Morse function. Then Σ is homotopy equivalent to a CW complex with exactly one cell of dimension p for each critical simplex of dimension p .

We are now in a position to return to the proof of Theorem 14.

Proof of Theorem 14. Recall from Section 4, that all Frobenius, pure, height-two posets can be inductively constructed by gluing together (identifying minimal elements and maximal elements) copies of $\mathcal{P}(2, 1, 1)$ and $\mathcal{P}(1, 1, 2)$. So let \mathcal{P}_n be a Frobenius, pure, height-two poset containing n rank-one elements. The proof is by induction on the number of rank-one elements n .

For the base case consider $\Sigma(\mathcal{P}_1)$, which is homotopic to $\Sigma(\mathcal{P}(1, 1, 2))$ as well as $\Sigma(\mathcal{P}(2, 1, 1))$; that is, $\Sigma(\mathcal{P}_1) \cong \Sigma(\mathcal{P}(2, 1, 1)) \cong \Sigma(\mathcal{P}(1, 1, 2))$. See Figure 11.

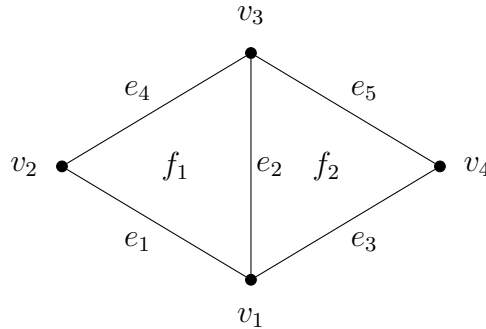


Figure 11: $\Sigma(\mathcal{P}(2, 1, 1)) \cong \Sigma(\mathcal{P}(1, 1, 2))$

In Example 15, a discrete Morse function is given for $\Sigma(\mathcal{P}_1)$ with a single critical simplex of vertex v_1 . Thus, by Theorem 15, $\Sigma(\mathcal{P}_1)$ is contractible.

Now, continue to adjoin copies of $\mathcal{P}(1, 1, 2)$ and $\mathcal{P}(2, 1, 1)$ to \mathcal{P}_1 to form the Frobenius poset, \mathcal{P}_{n-1} . Assume that there exists a discrete Morse function $f : \Sigma(\mathcal{P}_{n-1}) \rightarrow \mathbb{R}$ which has a single critical simplex corresponding to v_1 of $\Sigma(\mathcal{P}_1)$. Thus, $\Sigma(\mathcal{P}_{n-1})$ is contractible by Theorem 15. Now, form \mathcal{P}_n from \mathcal{P}_{n-1} by adjoining a copy of $\mathcal{P}(2, 1, 1)$ or $\mathcal{P}(1, 1, 2)$ in such a way that \mathcal{P}_n is Frobenius; denote the simplicial complex corresponding to this new copy of $\mathcal{P}(2, 1, 1)$ or $\mathcal{P}(1, 1, 2)$ by K . Extending $f : \Sigma(\mathcal{P}_n) \rightarrow \mathbb{R}$ breaks into three cases:

1. If \mathcal{P}_n is formed by attaching a copy of $\mathcal{P}(2, 1, 1)$ or $\mathcal{P}(1, 1, 2)$ to \mathcal{P}_{n-1} via rules A_1 , A_2 , or C of Lemma 2, then either vertex v_1 or v_2 in Figure 11 of K is being identified with a vertex of $\Sigma(\mathcal{P}_{n-1})$. If the vertex is v_1 , then extend f so that $f(e_1) = p + 1$, $f(v_2) = p + 2$, $f(e_2) = p + 3$, $f(v_3) = p + 4$, $f(e_3) = p + 5$, $f(v_4) = p + 6$, $f(f_1) = p + 7$, $f(e_4) = p + 8$, $f(f_2) = p + 9$, and $f(e_5) = p + 10$. If the vertex is v_2 , then extend f so that $f(e_1) = p + 1$, $f(v_1) = p + 2$, $f(e_4) = p + 3$, $f(v_3) = p + 4$, $f(f_1) = p + 5$, $f(e_2) = p + 6$, $f(e_5) = p + 7$, $f(v_4) = p + 8$, $f(f_2) = p + 9$, $f(e_3) = p + 10$.
2. If \mathcal{P}_n is formed by attaching a copy of $\mathcal{P}(2, 1, 1)$ or $\mathcal{P}(1, 1, 2)$ to \mathcal{P}_{n-1} via rules D_1 or D_2 , then K is adjoined to $\Sigma(\mathcal{P}_{n-1})$ by identifying two edges each of which contain a vertex of degree two. Without loss of generality, assume we are identifying edge e_1 in Figure 11 of K . In this case, extend f so that $f(e_4) = p + 1$, $f(v_2) = p + 2$, $f(f_1) = p + 3$, $f(e_2) = p + 4$, $f(e_3) = p + 5$, $f(v_4) = p + 6$, $f(f_2) = p + 7$, and $f(e_5) = p + 8$.
3. If \mathcal{P}_n is formed by attaching a copy of $\mathcal{P}(2, 1, 1)$ or $\mathcal{P}(1, 1, 2)$ to \mathcal{P}_{n-1} via rule F , then adjacent edges of K are identified with adjacent edges of $\Sigma(\mathcal{P}_{n-1})$, where both edges must contain a vertex of degree two; that is, either edges e_1 and e_3 in Figure 11 of K , or e_1 and e_4 in Figure 11 of K . If we are identifying edges e_1 and e_3 of K , then extend f by $f(e_2) = p + 1$, $f(v_3) = p + 2$, $f(f_1) = p + 3$, $f(e_4) = p + 4$, $f(f_2) = p + 5$, and $f(e_5) = p + 6$. Otherwise, if we are identifying edges e_1 and e_4 of K , then extend f by $f(f_1) = p + 1$, $f(e_2) = p + 2$, $f(e_5) = p + 3$, $f(v_4) = p + 4$, $f(f_2) = p + 5$, and $f(e_3) = p + 6$.

It is routine to verify that the resulting $f : \Sigma(\mathcal{P}_n) \rightarrow \mathbb{R}$ is a discrete Morse function, and that no new critical simplices have been added in extending of f . Thus, f has a single critical simplex in vertex v_1 of $\Sigma(\mathcal{P}_1)$; that is, $\Sigma(\mathcal{P}_n)$ is contractible by Theorem 15. Therefore, the result for Frobenius, pure, height-two posets follows by induction.

Finally, we consider non-pure, height-two posets. Let \mathcal{P} be such a poset with pure components $\{\mathcal{P}_i\}_{i=1}^n$. By Theorem 12, $\Sigma(\mathcal{P})$ has the property that, if the simplicial complexes corresponding to the $\{\mathcal{P}_i\}_{i=1}^n$ are contracted to a point, then the resulting simplicial complex is a tree. Since the simplicial complexes corresponding to the $\{\mathcal{P}_i\}_{i=1}^n$ are contractible, as are trees, the result follows. \square

Remark 6. *It is possible to extend the discrete Morse function above to include using rules B , E_1 , E_2 , G_1 , G_2 , and H of Table 1 in such a way that B , E_1 , E_2 , G_1 , and G_2 contribute*

a single critical edge and H contributes two critical edges. Thus, if \mathcal{P} is a pure, height-two poset built from copies of $\mathcal{P}(1,1,2)$ or $\mathcal{P}(2,1,1)$ by applying the gluing rules of Table 1, then there exists $d \in \mathbb{Z}_{\geq 0}$ such that $\Sigma(\mathcal{P})$ is homotopic to a wedge product of d one-spheres and $\text{ind}(\mathfrak{g}_A(\mathcal{P})) = d$. Such a topological interpretation of the index also holds for connected, height-one posets; that is, if \mathcal{P} is a connected, height-one poset, then $\Sigma(\mathcal{P})$ is a wedge product of d one-spheres and $\text{ind}(\mathfrak{g}_A(\mathcal{P})) = d$.

Remark 7. In height-three, the natural analogue of the Frobenius posets $\mathcal{P}(1,1,2)$ and $\mathcal{P}(2,1,1)$ is the poset $\mathcal{Q} = \{1, 2, 3, 4, 5, 6\}$ defined by the relations $1 \preceq 2 \preceq 3, 4$; $3 \preceq 5$; and $4 \preceq 6$, along with its dual \mathcal{Q}^* . See Figure 12.

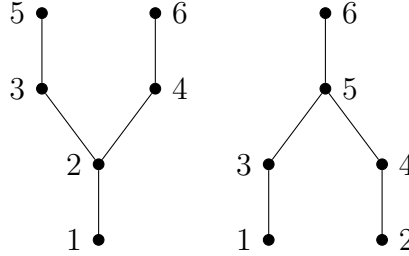


Figure 12: \mathcal{Q} and \mathcal{Q}^*

Both \mathcal{Q} and \mathcal{Q}^* are Frobenius posets. Moreover, it can be shown that one obtains Frobenius height-three posets by gluing together copies of \mathcal{Q} and \mathcal{Q}^* using the height-three analogues of gluing rules A_1 , A_2 , B , D_1 , D_2 , and F . Interestingly, we once again have that if \mathcal{P} is a connected poset built from copies of \mathcal{Q} or \mathcal{Q}^* using the height-three analogues of the gluing rules in Table 1, then there exists $d \in \mathbb{Z}_{\geq 0}$ such that $\Sigma(\mathcal{P})$ is homotopic to a wedge product of d one-spheres and $\text{ind}(\mathfrak{g}_A(\mathcal{P})) = d$. Of more important note is that height-three Frobenius posets are not completely characterized as in Lemma 2. For example, the Frobenius poset $\mathcal{P}(1,2,2,2)$ cannot be built using this analogous gluing procedure. See Figure 13 (left).

Remark 8. Calculations suggest that Theorem 14 is true for posets of arbitrary height, and we conjecture that this is so. The following examples are suggestive. It can be shown that the type-A Lie poset algebras associated with $\mathcal{P}(1,2,\dots,2)$ and $\mathcal{P}(2,\dots,2,1)$ as well as the natural generalization of our running example $\mathcal{P}(1,1,2)$, which we denote by $SG(n)$ and define by $1 \preceq \dots \preceq n$ and $1 \preceq \dots \preceq \lceil \frac{n}{2} \rceil \preceq n+1$, are Frobenius. See Figure 13.

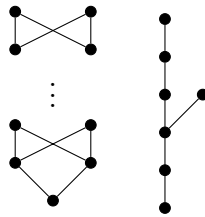


Figure 13: $\mathcal{P}(1,2,\dots,2)$ and $SG(6)$

For $\mathcal{P} = \mathcal{P}(1, 2, \dots, 2)$ or $\mathcal{P}(2, \dots, 2, 1)$, one finds that $H_n(\Sigma(\mathcal{P}), \mathbf{k}) = 0$ for $n > 0$ by using the Mayer-Vietoris Sequence and the fact that $\Sigma(\mathcal{P})$ is obtained by inductively taking two-point suspensions starting from a point. As for $SG(n)$, it is clear that the simplicial complex $\Sigma(SG(n))$ is formed by adjoining a $\lceil \frac{n}{2} \rceil$ -simplex to a $(n-1)$ -simplex along a face. Such a space is star-convex and thus contractible. Furthermore, taking any number of the Frobenius posets mentioned above, it follows from Remark 4 that identifying a single minimal (resp. maximal) element of each also results in a Frobenius poset. At the simplicial level this corresponds to taking a wedge sum, so that the Mayer-Vietoris Theorem, once again, gives contractibility.

We have the following immediate corollary to Theorem 14.

Corollary 1. *If \mathcal{P} be a Frobenius poset of height two or less, then*

$$H^2(\Sigma(\mathcal{P}), \mathbf{k}) = H^1(\Sigma(\mathcal{P}), \mathbf{k}) = 0.$$

Upon applying Theorem 13, we have thus established the rigidity theorem noted in the Introduction.

Theorem 16. *A Frobenius Lie poset subalgebra of $\mathfrak{sl}(n)$ corresponding to a poset of height zero, one, or two is absolutely rigid.*

Remark 9. *If $\mathfrak{g}_A(\mathcal{P})$ is Frobenius, and \mathcal{P} is of height two or less, then by a now-classical theorem of Gerstenhaber and Schack [21], the second Hochschild cohomology group $H^2(A(\mathcal{P}), A(\mathcal{P}))$ is trivial. This implies that the associative poset algebras corresponding to such Frobenius posets are also rigid.*

6 Lie poset algebras in types B, C, and D

In this section, we provide definitions for posets of types B, C, and D, which allow us to develop matrix representations of Lie poset algebras in the other classical types. The treatment here is consistent with the type-A approach; that is, such posets are in bijective correspondence with subalgebras which lie between a Cartan and Borel subalgebra. The proofs that these representations are well-defined are routine and are omitted.

Definition 7. *A Type C poset is a poset, $(\mathcal{P}, \preceq_{\mathcal{P}})$, on $\{-n, \dots, -1, 1, \dots, n\}$ such that*

1. *If $i \preceq_{\mathcal{P}} j$, then $i \preceq_{\mathbb{Z}} j$;*
2. *if $i \preceq_{\mathcal{P}} j$ and $j \preceq_{\mathcal{P}} k$, then $i \preceq_{\mathcal{P}} k$;*
3. *if $i \neq -j$, then $i \preceq_{\mathcal{P}} j$ if and only if $-j \preceq_{\mathcal{P}} -i$.*

A Type B/D poset is a poset, $(\mathcal{P}, \preceq_{\mathcal{P}})$, on $\{-n, \dots, -1, 1, \dots, n\}$ satisfying 1-3 above as well as

4. If $i \preceq_{\mathcal{P}} j$, then $-j \not\preceq_{\mathcal{P}} i$.

To find matrix representations in type-C and type-D, we now label the rows and columns by $\{-n, \dots, -1, 1, \dots, n\}$. For type B, an extra row and column must be added which intersect at the top left entry which contains the only nonzero entry of each, a one.

Example 16. The poset \mathcal{P} on $\{-3, -2, -1, 1, 2, 3\}$ defined by $-1 \preceq 2, 3$; $-2 \preceq 1, 3$; and $-3 \preceq 1, 2$ may be regarded as a poset in types B, C, and D. The Hasse diagram of \mathcal{P} is illustrated in Figure 14 (left). The matrix representations of $\mathfrak{g}_C(\mathcal{P})$ and $\mathfrak{g}_D(\mathcal{P})$ are illustrated in Figure 14 (right).

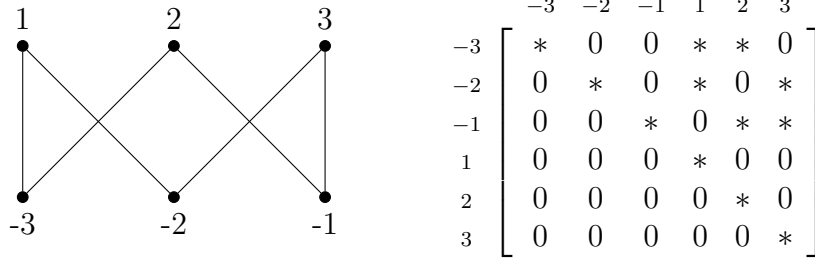


Figure 14: Hasse diagram of \mathcal{P} (left) and the matrix algebra $\mathfrak{g}_C(\mathcal{P})$ (right)

Remark 10. Theorem 13 carries over *mutatis mutandis* to Lie poset algebras of types B, C, and D since such Lie poset algebras are also Lie semi-direct products.

Remark 11. In [28], Mayers has developed combinatorial index formulas for Lie poset algebras in types B, C, and D with certain height restrictions. From this, one can show that the poset \mathcal{P} of Example 16 corresponds to a Frobenius Lie poset algebra of types B, C, and D, but not type A. Note that $\Sigma(\mathcal{P})$ is homeomorphic to S^1 , so $\Sigma(\mathcal{P})$ is not contractible. Furthermore, the corresponding Lie algebra is also not rigid; this resolves a question of Gerstenhaber and Giaquinto about the existence of such algebras [20]. Thus, contractibility and rigidity seem to be necessary conditions for a poset to be Frobenius only in type A.

7 Epilogue

As noted in the footnote in the Introduction, Frobenius Lie algebras have important applications in physics. Recent work, by the current authors and others, has focused the search for Frobenius Lie algebras on the evocatively-named seaweed algebras introduced by Dergachev and A. Kirillov [12]. Here, we have broadened the “Frobenius search” inside the classical Lie algebras to include Lie poset algebras.

Of course, to determine if a given Lie algebra is Frobenius requires a combinatorial mechanism for the computation of the index. For seaweed algebras, a successful approach has been to introduce the meander graph of a seaweed [4, 6, 8, 10, 11, 12, 15, 32, 33].

The meander of a seaweed is an associated planar graph and the index of the seaweed can be computed by then counting the number and type of connected components of the meander [10, 12].⁵

A prime motivation for this article is the parallel development of the requisite combinatorics to deliver closed-form index formulas for the index of Lie poset algebras. These formulas result from an analysis of the chains of the poset defining the Lie poset algebra. A secondary motivation for our investigation is the observation that seaweed algebras and Lie poset algebras maintain similar *spectral* properties which we now describe.

Let \mathfrak{g} be a Frobenius Lie algebra with F an associated index-realizing functional.⁶ That is,

$$\dim(\ker(F)) = \text{ind}(\mathfrak{g}) = 0.$$

In this case, the natural map $\mathfrak{g} \rightarrow \mathfrak{g}^*$ defined by $x \mapsto F[x, -]$ is an isomorphism. The image of F under the inverse of this map is called a *principal element* of \mathfrak{g} and will be denoted \widehat{F} . It is the unique element of \mathfrak{g} such that

$$F \circ \widehat{F} = F([\widehat{F}, -]) = F.$$

In [30], Ooms established that the spectrum of the adjoint of a principal element of a Frobenius Lie algebra is independent of the principal element chosen to compute it (see also [19], Theorem 3). Generally, the eigenvalues of $\text{ad } \widehat{F}$ can take on virtually any value (see [13] for examples). But, in their formal study of principal elements [21], Gerstenhaber and Giaquinto showed that if \mathfrak{g} is a Frobenius seaweed subalgebra of $\mathfrak{sl}(n)$, then the spectrum of the adjoint of a principal element of \mathfrak{g} consists entirely of integers.⁷ Subsequently, Coll et al. [9] showed that this spectrum must actually be an *unbroken* sequence of integers centered at one half. Moreover, the dimensions of the associated eigenspaces are shown to form a symmetric distribution. This is true more generally and we have the following theorem.

Theorem 17 (Coll, et al. [3, 5, 9]). *If \mathfrak{g} is a Frobenius seaweed subalgebra of classical type, and \widehat{F} is a principal element of \mathfrak{g} , then the spectrum of $\text{ad } \widehat{F}$ consists of an unbroken set of integers centered at one-half. Moreover, the dimensions of the associated eigenspaces form a symmetric distribution.*

Remarkably, Theorem 17 is true for type-A Frobenius Lie poset algebras corresponding to posets of restricted height – but the spectrum is “narrow”, in the sense of the following Theorem.

Theorem 18 (Mayers [28]). *If $\mathfrak{g}_A(\mathcal{P})$ is Frobenius, where \mathcal{P} is of height two or less, then the spectrum of $\mathfrak{g}_A(\mathcal{P})$ consists of an equal number of 0’s and 1’s.*

⁵From these combinatorial index formulas all closed-form general closed-form index formulas where the index is given by a polynomial greatest common divisor formula in the sizes of the parts of the composition that define the seaweed, have recently been catalogued [4, 11, 25].

⁶Index realizing, or *regular*, functionals exist in abundance and are dense in \mathfrak{g} and \mathfrak{g}^* in both the Euclidean and Zariski topologies.

⁷Joseph, seemingly unaware of the Type-A result of [21], but using different methods, strongly extended this integrality result to all seaweed subalgebras of semisimple Lie algebras [24].

Remark 12. *The unbroken, symmetric spectrum result of Theorem 17 does not characterize seaweeds. For example, consider the Frobenius poset $\mathcal{P}(2, 1, 1)$. Note that $\mathfrak{g}_A(\mathcal{P}(2, 1, 1))$ has rank three, dimension eight, principal element $\widehat{F} = \text{diag}(\frac{1}{2}, \frac{1}{2}, -\frac{1}{2}, -\frac{1}{2})$, and spectrum given by the multiset $\{0, 0, 0, 0, 1, 1, 1, 1\}$. It is not a seaweed (see [9], Example 18). We ask the following questions:*

- (i) *Is Theorem 18 true in type A for heights greater than two? What about types B, C, and D?*
- (ii) *Does the narrow spectrum of a Frobenius subalgebra of classical type characterize Lie poset algebras?*
- (iii) *Can the unbroken spectrum of a Lie subalgebra of classical type “evolve” under the deformation of the algebra. Note that by a recent result of Elashvili [16], this question is moot for type-A seaweeds – since they are cohomologically inert. What about types B, C, and D?*
- (iv) *What is it about the geometry of the underlying algebraic group that accounts for the unbroken spectrum?*

References

- [1] M. Allison, et al. “Minimum rank of skew-symmetric matrices described by a graph.” *Linear Algebra and its Applications* 432 (2010).
- [2] A. Belavin and V. Drindel’d. “Solutions of the classical Yang-Baxter equations for simple Lie algebras.” *Funct. Anal. App.*, 16: 159-180, 1982.
- [3] A. Cameron and V. Coll. “The unbroken spectrum of Frobenius seaweeds III: type-D.” *Manuscript*, 2019.
- [4] A. Cameron, V. Coll, and M. Hyatt. “Combinatorial index formulas for Lie algebras of seaweed type.” arXiv:1908.03105, August 8, 2019.
- [5] A. Cameron, V. Coll, M. Hyatt, and C. Magnant. “The unbroken spectrum of Frobenius seaweeds II: type-B and type-C.” arXiv:1907.08775, July 20, 2019.
- [6] V. Coll, A. Dougherty, M. Hyatt, and N. Mayers. “Meander graphs and Frobenius seaweed algebras III.” *Journal of Generalized Lie Theory and Applications*, 11(2), 2017.
- [7] V. Coll and M. Gerstenhaber. “Cohomology of Lie semidirect products and poset algebras.” *Journal of Lie Theory*, 26: 79-95, 2016.
- [8] V. Coll, A. Giaquinto, C. Magnant. “Meanders and Frobenius seaweed Lie algebras.” *Journal of Generalized Lie Theory and Applications*, 5, 2011.

- [9] V. Coll, M. Hyatt, and C. Magnant. “The unbroken spectrum of type-A Frobenius seaweeds.” *J. of Alg. Comb*, 1-17, 2016.
- [10] V. Coll, M. Hyatt, and C. Magnant. “Symplectic meanders.” *Comm. Algebra*, 1-13, 2017.
- [11] V. Coll, M. Hyatt, C. Magnant, and H. Wang. “Meander graphs and Frobenius seaweed Lie algebras II.” *Journal of Generalized Lie Theory and Applications*, 9(1), 2015.
- [12] V. Dergachev and A. Kirillov. “Index of Lie algebras of seaweed type.” *J. Lie Theory*, 10: 331–343, 2000.
- [13] A. Diatta and B. Manga. “On properties of principal elements of Frobenius Lie algebras.” *J. Lie Theory*, 24: 849-864, 2014.
- [14] J. Dixmier. “Enveloping Algebras.” *Graduate Studies in Math.* vol 2, AMS, 1996.
- [15] A. Elashvili. “On the index of parabolic subalgebras of semisimple Lie algebras.” *Unpublished preprint*, 1990.
- [16] A. Elashvili and G. Rakviashvili. “On regular cohomologies of biparabolic subalgebras of $\mathfrak{sl}(n)$.” *Bull. Georg. Natl. Acad. Sci*, 10.2: 2016.
- [17] R. Forman. “A user’s guide to discrete Morse theory.” *Sém. Lothar. Combin*, 48, 2002.
- [18] M. Gerstenhaber and A. Giaquinto. “Boundary solutions of the classical Yang-Baxter equation.” *Letters Math. Physics*, 40:337-353, 1997.
- [19] M. Gerstenhaber and A. Giaquinto. “Graphs, Frobenius functionals, and the classical Yang-Baxter equation.” arXiv:0808.2423v1, August 18, 2008.
- [20] M. Gerstenhaber and A. Giaquinto. “The principal element of a Frobenius Lie algebra.” *Lett Math. Phys*, 88: 333-341, 2009.
- [21] M. Gerstenhaber and S. Schack. “Simplicial cohomology is Hochschild cohomology.” *Journal of Pure and Applied Algebra*, 30.2: 143-156, 1983.
- [22] M. Gerstenhaber and S. Schack. “Triangular algebras.” *Deformation Theory of Algebras and Structures and Applications*, Springer, Dordrecht, 447-498, 1988.
- [23] A. Giaquinto. “Topics in algebraic deformation theory.” *Higher structures in geometry and physics*, Birkhauser, Boston, MA: 1-24, 2011.
- [24] A. Joseph. On semi-invariants and index for biparabolic (Seaweed) Algebras, I. *J. Algebras*, 305(1):487-515, 2006.

- [25] A. Karnauhova. “Meanders: Sturm global attractors, seaweed Lie algebras and classical Yang-Baxter equation. Walter de Gruyter GmbH & Co KG, 2017.
- [26] L. Lampret and A. Vavpetic. “(Co)Homology of poset Lie algebras.” *Homology, Homotopy and Applications*, 19, 2015.
- [27] D.R. Larson. “Triangularity in Operator Algebras.” *Surveys of some recent results in operator theory*, 2: 121-188, 1988.
- [28] N. Mayers. “The index of Lie poset algebras.” *Dissertation*, In Progress.
- [29] B. Mitchell. “Rings with several objects.” *Adv. in Math*, 8: 1-161, 1972.
- [30] A. Ooms. “On Frobenius Lie algebras.” *Comm. Algebra*, 8: 13-52, 1980.
- [31] D. Panyushev. “Inductive formulas for the index of seaweed Lie algebras.” *Moscow Mathematical Journal*, 1(2):221-241, 2001.
- [32] D. Panyushev and O. Yakimova. “On seaweed subalgebras and meander graphs in type C.” *Pacific Journal of Mathematics*, 285(2):485-499, 2016.
- [33] D. Panyushev and O. Yakimova. “On seaweed subalgebras and meander graphs in type D.” *Journal of Pure and Applied Algebra*, 2018.
- [34] G. Rota. “On the foundations of combinatorial theory, I: Theory of Mobius functions” *Probability theory and related fields*, 2.4: 340-368, 1964.

8 Appendix A - a matrix reduction algorithm

In this section, we provide an algorithm for transforming $C(\mathfrak{g}(\mathcal{P}))$ into the equivalent matrix $C'(\mathfrak{g}(\mathcal{P}))$ for a poset algebra $\mathfrak{g}(\mathcal{P})$ corresponding to a connected poset \mathcal{P} . To describe the algorithm, it is necessary to partition the non-minimal elements of \mathcal{P} into subsets M_j for each minimal element $j \in \mathcal{P}$. Define M_j for each minimal element $j \in \mathcal{P}$ by $m_j \in M_j$ if and only if j is the least minimal element, with respect to the natural ordering on \mathbb{Z} , of \mathcal{P} satisfying $j \preceq_{\mathcal{P}} m_j$. Throughout this section, we will assume that the minimal elements of \mathcal{P} , say $\{1, \dots, n\}$, satisfy $j \preceq_{\mathcal{P}} m$ for some $m \in M_{j-1}$ for all $j = 1, \dots, n$. Note that this can always be arranged since, as stated in the preliminaries, $\mathfrak{g}(\mathcal{P})$ is invariant under the choice of linear extension of \mathcal{P} .

First, order the rows of $C'(\mathfrak{g}(\mathcal{P}))$ according to the following rubric:

- (R1) $\sum \mathbf{E}_{i,i}$ followed by the rows of the form \mathbf{E}_{i,m_j} for $i > 1$ minimal, $m_j \in M_j$ maximal for $i \neq j$ such that m_j is not maximal in \mathbb{Z} with this property in the lexicographic ordering of the subscripts (i, m_j) in $\mathbb{Z} \times \mathbb{Z}$;
- (R2) \mathbf{E}_{i,m_j} for $i > 1$ minimal, $m_j \notin M_i$ maximal and m_j maximal with this property in \mathbb{Z} listed in increasing order of i in \mathbb{Z} ;

- (R3) $\mathbf{E}_{i, \mathbf{m}_i}$ for i minimal and $m_i \in M_i$ in increasing order of m_i in \mathbb{Z} ;
- (R4) $\mathbf{E}_{\mathbf{m}_i, \mathbf{m}_i}$ for $m_i \in M_i$ maximal in increasing order of m_i in \mathbb{Z} ;
- (R5) $\mathbf{E}_{i, i}$ for $i > 1$ minimal in \mathcal{P} listed in increasing order of i in \mathbb{Z} ;
- (R6) finally, rows corresponding to $\mathbf{E}_{i, \mathbf{m}_j}$, $\mathbf{E}_{\mathbf{m}_j, \mathbf{m}_j}$, and $\mathbf{E}_{\mathbf{m}_j, \mathbf{k}}$ for $i > 1$ minimal in \mathcal{P} , $m_j \notin M_i$, $m_j \notin \text{Ext}(\mathcal{P})$ listed so that the subscripts are in increasing lexicographic order in $\mathbb{Z} \times \mathbb{Z}$ for each fixed m_j and so that these groups occur in increasing order of m_j in \mathbb{Z} .

Now, order the columns as follows

- (C1) $\sum \mathbf{E}_{i, i}$ followed by $\mathbf{E}_{i, i}$ listed from $i = 2$ to $i = |\mathcal{P}|$;
- (C2) $\mathbf{E}_{i, \mathbf{m}_i}$ for i minimal, $m_i \in M_i$ maximal listed in increasing order of m_i in \mathbb{Z} ;
- (C3) $\mathbf{E}_{i, \mathbf{m}_j}$ for i minimal, $m_j \notin M_i$ maximal, and m_j minimal in \mathbb{Z} with this property listed in increasing order of i in \mathbb{Z} ;
- (C4) $\mathbf{E}_{i, \mathbf{m}_k}$ for i minimal and m_k maximal for $k \neq i$, excluding $k = m_j$ described in (C3), listed in lexicographic order of the subscripts in $\mathbb{Z} \times \mathbb{Z}$;
- (C5) finally, $\mathbf{E}_{i, \mathbf{m}_j}$ as well as $\mathbf{E}_{\mathbf{m}_j, \mathbf{k}}$ for i minimal and $m_j \notin \text{Ext}(\mathcal{P})$ listed in increasing lexicographic ordering of the subscripts in $\mathbb{Z} \times \mathbb{Z}$ for each fixed m_j in increasing order of m_j in \mathbb{Z} .

Next, with the rows and columns ordered as described above, we will perform a sequence of row operations. Assuming, as stated above, that the minimal elements of \mathcal{P} are $\{1, \dots, n\}$, perform the following row operations working from $j = 1$ up to n .

1. perform $\mathbf{E}_{i, \mathbf{m}_j} - \frac{E_{i, m_j}}{E_{j, m_j}} \mathbf{E}_{j, \mathbf{m}_j}$ at row $\mathbf{E}_{i, \mathbf{m}_j}$ for i minimal and $m_j \notin M_i$ such that $m_j \in M_j$;
2. perform $\mathbf{E}_{j+1, \mathbf{k}} - \frac{E_{j+1, k}}{E_{j+1, m_t}} \mathbf{E}_{j+1, \mathbf{m}_t}$ at row $\mathbf{E}_{j+1, \mathbf{k}}$ for $k \neq m_t$ and $m_t \notin M_i$ such that $m_t \in M_t$ for $1 \leq t \leq j$ is maximal in \mathcal{P} and m_t is maximal in \mathbb{Z} with this property;
3. multiply row $\mathbf{E}_{j, \mathbf{m}_j}$ by $\frac{1}{E_{j, m_j}}$ for $m_j \in M_j$; and
4. multiply row $\mathbf{E}_{j, \mathbf{m}_t}$ by $-\frac{1}{E_{j, m_t}}$ for $m_t \notin M_j$ such that $m_t \in M_t$ for $1 \leq t \leq j$ is maximal in \mathcal{P} and m_t maximal in \mathbb{Z} with this property.

Finally, perform the following row operations

1. perform $\mathbf{E}_{\mathbf{m}_i, \mathbf{m}_j} + \frac{E_{m_i, m_j}}{E_{i, m_i}} \mathbf{E}_{i, \mathbf{m}_i} - \frac{E_{m_i, m_j}}{E_{j, m_j}} \mathbf{E}_{j, \mathbf{m}_j}$ at row $\mathbf{E}_{\mathbf{m}_i, \mathbf{m}_j}$ for $m_i \in M_i$ and $m_j \in M_j$;
2. multiply row $\mathbf{E}_{i, i}$ by $-\frac{1}{E_{i, i}}$ for i maximal in \mathcal{P} ;

3. multiply row $\mathbf{E}_{i,i}$ by $\frac{1}{E_{i,m_j}}$ for i minimal in \mathcal{P} and $m_j \notin M_i$ is the maximal element of \mathcal{P} which is minimal in \mathbb{Z} with this property;

Remark 13. Applying the above algorithm to transform $C(\mathfrak{g}(\mathcal{P}))$ into the equivalent matrix $C'(\mathfrak{g}(\mathcal{P}))$ we have the following

- row $\mathbf{E}_{i,k}$ of $C'(\mathfrak{g}(\mathcal{P}))$ for $i > 1$ minimal, $k \in \mathcal{P}$ maximal in \mathcal{P} , k not maximal in \mathbb{Z} satisfying $k \notin M_i$, and $i \preceq_{\mathcal{P}} k$ is a zero row.
- row \mathbf{E}_{i,m_j} of $C'(\mathfrak{g}(\mathcal{P}))$ for $i > 1$ minimal, $m_j \in \mathcal{P}$ maximal in \mathbb{Z} satisfying $m_j \notin M_i$ and $i \preceq_{\mathcal{P}} m_j$ is the unique row with a nonzero entry in column $\mathbf{E}_{i,i}$;
- row \mathbf{E}_{i,m_i} of $C'(\mathfrak{g}(\mathcal{P}))$ for i minimal and $m_i \in M_i$ is the unique row with a nonzero entry in column \mathbf{E}_{m_i,m_i} ;
- row \mathbf{E}_{m_i,m_i} of $C'(\mathfrak{g}(\mathcal{P}))$ for $m_i \in M_i$ maximal in \mathcal{P} is the unique row with a nonzero entry in column \mathbf{E}_{i,m_i} ;
- row $\mathbf{E}_{i,i}$ of $C'(\mathfrak{g}(\mathcal{P}))$ for $1 < i \in \mathcal{P}$ minimal is linearly independent from the rest as by connectivity there must exist m_j for $i \neq j$ such that $i \preceq_{\mathcal{P}} m_j$, i.e., row $\mathbf{E}_{i,i}$ has a nonzero entry in column \mathbf{E}_{i,m_j} . The only other row with a nonzero entry in this column is \mathbf{E}_{m_j,m_j} which is also the unique row with nonzero entry in column \mathbf{E}_{j,m_j} ;

9 Appendix B - Index of $\mathcal{P}(n, 1, m)$

In this appendix, we develop index formulas for Lie posets algebras of the form $\mathfrak{g}_A(\mathcal{P}(n, 1, m))$. We will perform a standard “squeeze-play” by finding an upper bound for the index, then a lower bound and then showing that the two match. For the upper bound, we make a judicious choice of functional F . It follows from the original definition for the index of a Lie algebra \mathfrak{g} , i.e., $\min_{F \in \mathfrak{g}} \dim \ker(B_F)$, that an arbitrary $F \in \mathfrak{g}^*$ satisfies $\dim \ker(B_F) \geq \text{ind}(\mathfrak{g})$. As for determining a lower bound, we make use of a relationship between matchings on graphs and the rank of skew-symmetric matrices which is descibed and utilized in Section 9.2.

9.1 Upper Bounds

In this subsection, we determine upper bounds on the index of $\mathfrak{g}_A(\mathcal{P}(n, 1, m))$. Throughout this section let $E_{i,j}^*$ denote the functional which returns the i, j -entry of a matrix. The heuristic for upper bound proofs using functionals works as follows: given a functional F on a Lie algebra \mathfrak{g} with basis $\{x_1, \dots, x_n\}$

1. Let $B \in \mathfrak{g} \cap \ker(F)$;
2. determine the restrictions $F([x_i, B]) = 0$ places on the entries of B for each basis element x_i of \mathfrak{g} ;

3. solve the resulting system of equations to determine $\dim \ker(B_F) \geq \text{ind}(\mathfrak{g})$.

We will work in $\mathfrak{gl}(n)$ to determine an upper bound on the index of $\mathfrak{g}(\mathcal{P})$ and then subtract one to determine the corresponding upper bound on the index of $\mathfrak{g}_A(\mathcal{P})$. Performing calculations in $\mathfrak{gl}(n)$ allows the use of the basis consisting of $E_{i,j}$ for $i, j \in \mathcal{P}$ and $i \preceq j$ as well as $E_{i,i}$ for $i \in \mathcal{P}$.

Lemma 3. *If $n \in \mathbb{Z}_{>0}$, then $\text{ind } \mathfrak{g}_A(\mathcal{P}(n, 1, n)) \leq n^2 - 2n + 2$.*

Proof. Let

$$F = \sum_{i=1}^n E_{1,n+1+i}^* + \sum_{i=2}^n E_{i,n+i}^*$$

and assume that $B \in \mathfrak{g}_A(\mathcal{P}(n, 1, n)) \cap \ker(B_F)$. The restrictions on the entries of B imposed by basis elements of $\mathfrak{g}(\mathcal{P}(n, 1, n))$ break into seven cases.

Case 1: $E_{1,n+1+i}$ for $1 \leq i \leq n$ and $E_{j,n+j}$ for $1 < j \leq n$. These basis elements contribute the conditions $E_{1,1}^*(B) = E_{n+1+i,n+1+i}^*(B)$ as well as $E_{j,j}^*(B) = E_{n+j,n+j}^*(B)$.

Case 2: $E_{i,n+1}$ for $1 \leq i < n+1$. These basis elements contribute the conditions $\sum_{i=1}^n E_{n+1,n+1+i}^*(B) = 0$ as well as $E_{n+1,n+1}^*(B) = 0$.

Case 3: $E_{n+1,n+1+i}$ for $1 \leq i \leq n$. These basis elements contribute the conditions $E_{1,n+1}^*(B) = -E_{i+1,n+1}^*(B)$ as well as $E_{1,n+1}^*(B) = 0$.

Case 4: $E_{1,1}$. This basis element forces the condition $\sum_{i=1}^n E_{1,n+1+i}^*(B) = 0$.

Case 5: $E_{i,i}$ for $1 < i \leq n+1$. For $i < n+1$ the basis elements force the condition $E_{i,n+i}^*(B) = 0$ while $i = n+1$ contributes nothing.

Case 6: $E_{i,i}$ for $n+1 < i = n+j < 2n+1$. These basis elements contribute the conditions $E_{1,n+j}^*(B) + E_{j,n+j}^*(B) = 0$.

Case 7: $E_{2n+1,2n+1}$. This basis element forces the condition $E_{1,2n+1}^*(B) = 0$.

Now, we find that Cases 5, 6 and part of Case 3 tell us that $E_{1,i}^*(B) = 0$ for $n+1 \leq i \leq 2n+1$ as well as $E_{i,n+i}^*(B) = 0$ for $1 < i \leq n$. Case 3 all together gives $E_{i,n+1}^*(B) = 0$ for $1 \leq i \leq n$. Case 2 all together gives $E_{n+1,i}^*(B) = 0$ for $n+1 < i \leq 2n+1$. Finally, Case 1 allows us to conclude that $E_{1,1}^*(B) = E_{i,i}^*(B)$ for $i \neq n+1$ and thus along with $E_{n+1,n+1}^*(B)$ we get a contribution of two to $\dim(\ker(B_F))$. So the question remaining is: How many entries of B are unrestricted? These correspond to $E_{i,n+j}^*(B)$ for $1 < j \neq i \leq n$; that is, $(n-1)^2$ entries. Thus, $\dim(\ker(B_F))$ is equal to

$$(n-1)^2 + 2 = n^2 - 2n + 3 = n(n-2) + 3,$$

which gives an upper bound on $\text{ind}(\mathfrak{g}(\mathcal{P}(n, 1, n)))$. The result follows by restricting to $\mathfrak{sl}(2n+1)$. \square

Lemma 4. *If $n, m \in \mathbb{Z}_{>0}$ satisfying $m < n$, then $\text{ind } \mathfrak{g}_A(\mathcal{P}(m, 1, n)) \leq n(m - 2)$.*

Proof. Let

$$F = \sum_{i=1}^n E_{1,m+1+i}^* + \sum_{i=2}^{m+1} E_{i,m+i}^*$$

and assume $B \in \mathfrak{g}_A(\mathcal{P}(n, 1, n)) \cap \ker(B_F)$. The restrictions on the entries of B imposed by basis elements of $\mathfrak{g}(\mathcal{P}(m, 1, n))$ break into seven cases.

Case 1: $E_{1,m+1+i}$ for $1 \leq i \leq n$ and $E_{j,m+j}$ for $1 < j \leq m + 1$. These basis elements contribute the conditions $E_{1,1}^*(B) = E_{m+1+i,m+1+i}^*(B)$ as well as $E_{i,i}^*(B) = E_{m+i,m+i}^*(B)$.

Case 2: $E_{i,m+1}$ for $1 \leq i < m + 1$. These basis elements contribute the conditions $\sum_{i=1}^n E_{m+1,m+1+i}^*(B) = 0$ as well as $E_{m+1,m+i}^*(B) = 0$.

Case 3: $E_{m+1,m+1+i}$ for $1 \leq i \leq n$. These basis elements contribute the conditions $E_{1,m+1}^*(B) = -E_{i+1,m+1}^*(B)$, $E_{1,m+1}^*(B) + E_{m+1,m+1}^*(B) - E_{2m+1,2m+1}^*(B) = 0$ as well as $E_{1,m+1}^*(B) = 0$.

Case 4: $E_{1,1}$. This basis element forces the condition $\sum_{i=1}^n E_{1,m+1+i}^*(B) = 0$.

Case 5: $E_{i,i}$ for $1 < i \leq m + 1$. These basis elements force the condition $E_{i,m+i}^*(B) = 0$.

Case 6: $E_{i,i}$ for $m+1 < i = m+j < 2m+1$. These basis elements contribute the conditions $E_{1,m+j}^*(B) + E_{j,m+j}^*(B) = 0$.

Case 7: $E_{i,i}$ $2m+1 < i = m+j < n+m+1$. This basis element forces the condition $E_{1,i}^*(B) = 0$.

We find that Cases 5, 6, 7, and part of Case 3 tell us that $E_{1,i}^*(B) = 0$ for $n+1 \leq i \leq m+n+1$ as well as $E_{i,m+i}^*(B) = 0$ for $1 < i \leq m + 1$. Case 3 all together gives $E_{i,m+1}^*(B) = 0$ for $1 \leq i \leq m$. Case 2 all together gives $\sum_{i=m+1}^n E_{m+1,m+1+i}^*(B) = 0$ which contributes $n - m - 1$ to $\dim(\ker(B_F))$. Finally, Case 1 and a part of Case 3 allows us to conclude that $E_{1,1}^*(B) = E_{i,i}^*(B)$ for $1 < i \leq n + m + 1$. So, the question remaining is: How many entries of B are unrestricted? These correspond to $E_{i,m+j}^*(B)$ for $1 < j \neq i \leq n + 1$; that is, $(n - 1)(m - 1)$ entries. Thus, $\dim(\ker(B_F))$ is equal to

$$(n - 1)(m - 1) + n - m - 1 + 1 = mn - 2m + 1 = m(n - 2) + 1,$$

which gives an upper bound on $\text{ind}(\mathfrak{g}(\mathcal{P}(m, 1, n)))$. Restricting to $\mathfrak{sl}(n + m + 1)$, the result follows. \square

Remark 14. *The case of $m > n$ follows via a symmetric choice of functional and an argument similar to that used in the proof of Lemma 4.*

9.2 Lower Bound

In this subsection, we establish lower bounds on the index of $\mathbf{g}_A(\mathcal{P}(n, 1, m))$ which will match the upper bounds found in Section 9.1. In the case $m = n$, the lower bound follows relatively easily from the structure of $C'(\mathbf{g}(\mathcal{P}(n, 1, n)))$.

Lemma 5. *If $n \in \mathbb{Z}_{>0}$, then $\text{ind}(\mathbf{g}_A(\mathcal{P}(n, 1, n))) \geq n^2 - 2n + 2$.*

Proof. Consider the B_3 block of $C'(\mathbf{g}(\mathcal{P}(n, 1, n)))$, which is of the form

$$\begin{array}{c} \mathbf{E}_{2,n+1} \\ \vdots \\ \mathbf{E}_{n,n+1} \\ \mathbf{E}_{n+1,n+1} \\ \mathbf{E}_{n+1,n+2} \\ \vdots \\ \mathbf{E}_{n+1,2n+1} \end{array} \begin{bmatrix} \mathbf{E}_{1,n+1} & \dots & \mathbf{E}_{n,n+1} & \mathbf{E}_{n+1,n+2} & \dots & \mathbf{E}_{n+1,2n+1} \\ 0 & \dots & 0 & -\frac{E_{2,n+1}}{E_{1,n+1}}E_{1,n+2} + E_{2,n+2} & \dots & -\frac{E_{2,n+1}}{E_{1,n+1}}E_{1,2n+1} + E_{2,2n+1} \\ \vdots & \dots & \vdots & \vdots & \dots & \vdots \\ 0 & \dots & 0 & -\frac{E_{n,n+1}}{E_{1,n+1}}E_{1,n+2} + E_{n,n+2} & \dots & -\frac{E_{n,n+1}}{E_{1,n+1}}E_{1,2n+1} + E_{n,2n+1} \\ -E_{1,n+1} & \dots & -E_{n,n+1} & E_{n+1,n+2} & \dots & E_{n+1,2n+1} \\ -E_{1,n+2} & \dots & -E_{n,n+2} & \frac{E_{n+1,n+2}}{E_{1,n+1}}E_{1,n+2} & \dots & \frac{E_{n+1,n+2}}{E_{1,n+1}}E_{1,2n+1} \\ \vdots & \dots & \vdots & \vdots & \dots & \vdots \\ -E_{1,2n+1} & \dots & -E_{n,2n+1} & \frac{E_{n+1,2n+1}}{E_{1,n+1}}E_{1,n+2} & \dots & \frac{E_{n+1,2n+1}}{E_{1,n+1}}E_{1,2n+1} \end{bmatrix}.$$

Apply the row operations $\mathbf{E}_{n+1,n+i+1} - \frac{E_{1,n+i+1}}{E_{1,n+1}}\mathbf{E}_{n+1,n+1}$ at row $\mathbf{E}_{n+1,n+i+1}$, for $1 \leq i \leq n$. Now, multiply rows of the form $\mathbf{E}_{i,n+1}$ and $\mathbf{E}_{n+1,n+i+1}$, for $1 \leq i \leq n$, by $E_{1,n+1}$. Consider the sub-matrix M defined by rows and columns $\mathbf{E}_{i,n+1}$ and $\mathbf{E}_{n+1,n+i+1}$, for $1 \leq i \leq n$, which now must be of the form

$$\begin{bmatrix} 0 & A \\ -A^T & B \end{bmatrix},$$

where

$$A = \begin{bmatrix} E_{1,n+1}E_{2,n+2} - E_{2,n+1}E_{1,n+2} & \dots & E_{1,n+1}E_{2,2n+1} - E_{2,n+1}E_{1,2n+1} \\ \vdots & \dots & \vdots \\ E_{1,n+1}E_{n,n+2} - E_{n,n+1}E_{1,n+2} & \dots & E_{1,n+1}E_{n,2n+1} - E_{n,n+1}E_{1,2n+1} \end{bmatrix},$$

and

$$B = \begin{bmatrix} 0 & E_{n+1,n+2}E_{1,n+3} - E_{1,n+2}E_{n+1,n+3} & \dots & E_{n+1,n+2}E_{1,2n} - E_{1,n+2}E_{n+1,2n} & E_{n+1,n+2}E_{1,2n+1} - E_{1,n+1}E_{n+1,2n+1} \\ E_{n+1,n+3}E_{1,n+2} - E_{1,n+3}E_{n+1,n+2} & \vdots & \dots & \vdots & \vdots \\ \vdots & \vdots & \dots & \vdots & \vdots \\ \vdots & \vdots & \dots & \vdots & E_{n+1,2n}E_{1,2n+1} - E_{1,2n}E_{n+1,2n+1} \\ E_{n+1,2n+1}E_{1,n+2} - E_{1,2n+1}E_{n+1,n+2} & E_{n+1,2n+1}E_{1,n+3} - E_{1,2n+1}E_{n+1,n+3} & \dots & E_{n+1,2n+1}E_{1,2n} - E_{1,2n+1}E_{n+1,2n} & 0 \end{bmatrix};$$

that is, $B = -B^T$ and M is skew-symmetric. Note that M has dimension $2n - 1$, so that $\det(M) = 0$. Thus, there is at most one row of M in the span of the others. Assuming all other rows of M are linearly independent, it then follows from Remark 2 that the index of $\mathbf{g}_A(\mathcal{P}(n, 1, n))$ is bounded below by $|\text{Rel}(\mathcal{P})| - |\text{Ext}(\mathcal{P})| + 2 = n^2 - 2n + 2$. \square

The case of $n \neq m$ requires results relating the rank of a skew-symmetric matrix to the matching number of a corresponding graph. First, recall a *matching* of a graph $G = (V, E)$ is a subset E_M of E such that for any two $e_1, e_2 \in E_M$ one has $e_1 \cap e_2 = \emptyset$. Using this idea, the *matching number* of a graph G is the maximum cardinality of a matching on G . We will denote the matching number of a graph G by $\nu(G)$. Given a matching $E_M \subset E$ on G , a vertex is called *free* if it is not contained in any edge of E_M . Now, given a matching on a graph G and two free vertices v_1 and v_2 , a path between v_1 and v_2 is called *augmenting* if the path alternates between edges contained and not contained in E_M , beginning and ending on edges not contained in E_M . The following result will be our main tool for computing the matching number of a graph and is standard in the theory of matchings.

Theorem 19. *Given a graph $G = (V, E)$, a matching $E_M \subset E$ is maximal if and only if there is no augmenting path in G between free vertices of E_M .*

Now, to a given skew-symmetric matrix M one can attach a graph G^M whose adjacency matrix is the same size as M with a 1 in all locations where m is nonzero, and 0's elsewhere. For a poset \mathcal{P} , let $G^{\mathcal{P}}$ be the graph attached to the commutator matrix of $\mathfrak{g}_A(\mathcal{P})$. Note in such a graph the vertices will represent basis elements of $\mathfrak{g}_A(\mathcal{P})$ and edges will be defined by pairs of non-commuting basis elements. To get a lower bound on $\text{ind } \mathfrak{g}_A(\mathcal{P}(m, 1, n))$ for $m < n$ we will use the following result which follows from Theorem 2.5 of [1].

Theorem 20. *The maximum rank of $C(\mathfrak{g}_A(\mathcal{P}))$ is equal to $2\nu(G^{\mathcal{P}})$.*

Lemma 6. *If $n, m \in \mathbb{Z}_{>0}$ satisfying $m < n$, then $\text{ind } \mathfrak{g}_A(\mathcal{P}(m, 1, n)) = m(n - 2)$.*

Proof. We will show that the following matching on $G^{\mathcal{P}(m, 1, n)}$ is maximal:

- $E_{i,i} - E_{m+n+1, m+n+1}$ with $E_{i, n+m+1}$ for $1 \leq i \leq m+1$;
- $E_{i,i} - E_{m+n+1, m+n+1}$ with $E_{i-m-1, i}$ for $n+1 < i \leq 2m+2$;
- $E_{i,i} - E_{m+n+1, m+n+1}$ with $E_{m+1, i}$ for $2m+2 < i \leq n+m+1$;
- $E_{i, m+1}$ with $E_{m+1, m+1+i}$ $1 \leq i \leq m$.

Note that the only free vertices correspond to basis elements of the form $E_{i,j}$, for $i \in \mathcal{P}$ minimal and $j \in \mathcal{P}$ maximal satisfying $j \neq n+m+1, m+1+i$. To prove that the above matching is maximal, we must show that there does not exist an augmenting path between these free vertices by Theorem 19. Any such path must be of the form illustrated in Figure 15, where to condense notation, for $i \in \mathcal{P}$, we have replaced $E_{i,i} - E_{m+n+1, m+n+1}$ by $E_{i,i}$.

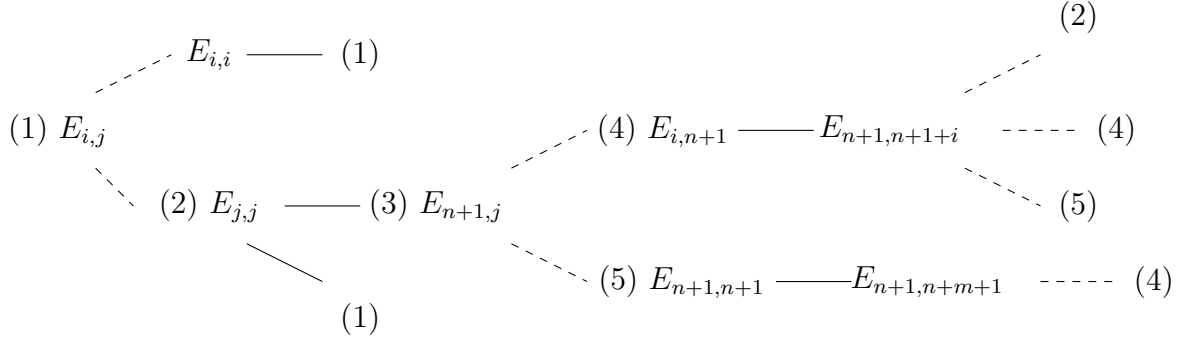


Figure 15: Augmenting Path

Thus, there can be no augmented path between the free vertices in our matching on $G^{\mathcal{P}(m,1,n)}$, i.e., our matching is maximal. Now the maximum rank is given by double the size of the maximal matching, so that the lower bound on $\text{ind}(\mathfrak{g}_A(\mathcal{P}(m,1,n)))$ is given by the number of free vertices, of which there are $m(n-2)$. \square

Remark 15. *The case $n < m$ follows via a symmetric matching and an argument similar to that used in the proof of Lemma 6.*

Combining Lemmas 3–6 establishes Theorem 5 of Section 3.2, repeated below for completeness.

Theorem.

$$\text{ind } \mathfrak{g}(\mathcal{P}(n,1,m)) = \begin{cases} n^2 - 2n + 2, & n = m; \\ n(m-2), & m > n; \\ m(n-2), & n > m. \end{cases}$$