

Group III Quantum Defects in Diamond are Stable Spin-1 Color Centers

Isaac Harris,^{1,2,*} Christopher J. Ciccarino,^{1,3,*} Johannes Flick,¹ Dirk R. Englund,² and Prineha Narang^{1,†}

¹*John A. Paulson School of Engineering and Applied Sciences, Harvard University, Cambridge, MA, USA*

²*Department of Electrical Engineering and Computer Science, Massachusetts Institute of Technology, Cambridge, MA, USA*

³*Department of Chemistry and Chemical Biology, Harvard University, Cambridge, MA, USA*

(Dated: October 28, 2021)

Color centers in diamond have emerged as leading solid-state “artificial atoms” for a range of quantum technologies, from quantum sensing to quantum networks. Concerted research activities are now underway to identify new color centers that combine stable spin and optical properties of the nitrogen vacancy (NV⁻) with the spectral stability of the silicon vacancy (SiV⁻) centers in diamond, with recent research identifying other group IV color centers with superior properties. In this *Letter*, we investigate a new class of diamond quantum emitters from first principles, the group III color centers, which we show to be thermodynamically stable in a spin-1, electric-field insensitive structure. From *ab initio* electronic structure methods, we characterize the product Jahn-Teller (pJT) effect present in the excited state manifold of these group III color centers, where we capture symmetry-breaking distortions associated with strong electron-phonon coupling. These predictions can guide experimental identification of group III vacancy centers and their use in applications in quantum information science and technology.

Diamond color centers are promising building blocks for applications such as quantum sensing and quantum communication,^{1–4} such as in the recent demonstration of the generation of entanglement between two distant diamond nitrogen vacancy (NV⁻) centers at a rate faster than their decoherence.⁵ While this result marks a major milestone towards the development of scalable quantum networks, the entanglement generation rate could be improved by orders of magnitude with a high-efficiency photonic interface to the emitter’s coherent optical transition. One route is to couple the NV⁻ center to a micro- or nanocavity to enhance spontaneous emission into the coherent zero phonon line, but more work is needed to overcome the NV⁻’s spectral diffusion near surfaces,⁶ which arises primarily from its C_{3v} symmetry, giving rise to a permanent electric dipole moment.

Another approach, which is considered here, is to develop alternative color centers that have stable optical and spin properties. Within the diamond material system, the group IV vacancy centers (SiV⁻, GeV⁻, SnV⁻, and PbV⁻) have been characterized experimentally^{7–10} and theoretically.^{11–13} The group IV negative centers adopt an inversion-symmetric split-vacancy structure which has no permanent electric dipole moment, making their optical transitions less sensitive to electric field noise near surfaces.¹⁴ Additionally, the branching ratio into the zero phonon line (ZPL) can be more than an order of magnitude higher than for the NV center, though this gain is partially offset by a lower internal quantum efficiency. Unfortunately, the negatively charged group IV centers suffer from a phonon-mediated dephasing mechanism of the ground state spin structure, which limits their spin coherence times.¹⁵ Recent findings suggest that by careful boron doping of diamond, the SiV can favor a neutral charge with the stable spin-1 electronic ground state of the NV⁻ center and the stable optical transitions of the SiV⁻,¹⁶ though more work is needed to demonstrate

both properties in the same emitter. A natural question is whether there are other color centers that exhibit stable optical and spin properties in their thermodynamically favored charge state in intrinsic diamond. Outside of the group IV centers, previous work has characterized other dopant-vacancy centers in diamond,¹⁷ however their optoelectronic properties are not yet understood.

In this *Letter*, we report predictions of the diamond group III vacancy defects XV, with X = Al, Ga, In, and Tl, and characterize their properties using *ab initio* electronic structure theory of the ground and excited state manifolds. Our calculations reveal that the three lightest defects are stable in the high-symmetry D_{3d} configuration, with a thermodynamically preferred −1 charge state which makes them isoelectronic with the SiV⁰ defect. We characterize the product Jahn-Teller (pJT) effect^{13,18} present in the excited state manifold, where we capture symmetry-breaking distortions associated with strong electron-phonon coupling. We discuss the impact of these distortions, in particular on the predicted zero-phonon line energies. We also capture vibronic spectra and discuss the relatively high predicted ZPL emission efficiency found. Overall, the group III vacancy centers are found to be similar to their group IV neutral counterparts, but with a spin-1 ground state for the thermodynamically stable negative charge state in intrinsic diamond. The combination of the stable spin-1 ground state and symmetry-protected optical transitions makes these centers excellent candidates for quantum technologies.

First, we investigate the electronic properties of the group III vacancies for aluminum, gallium, indium, and thallium using density functional theory with the HSE06 hybrid functional.^{19–23} All four centers are found to be stable in the split-vacancy configuration shown in Fig. 1(a). Depending on the charge state, this configuration has either a D_{3d} geometry with the principal axis oriented along the [111] crystallographic direction, or a C_{2h} geometry.

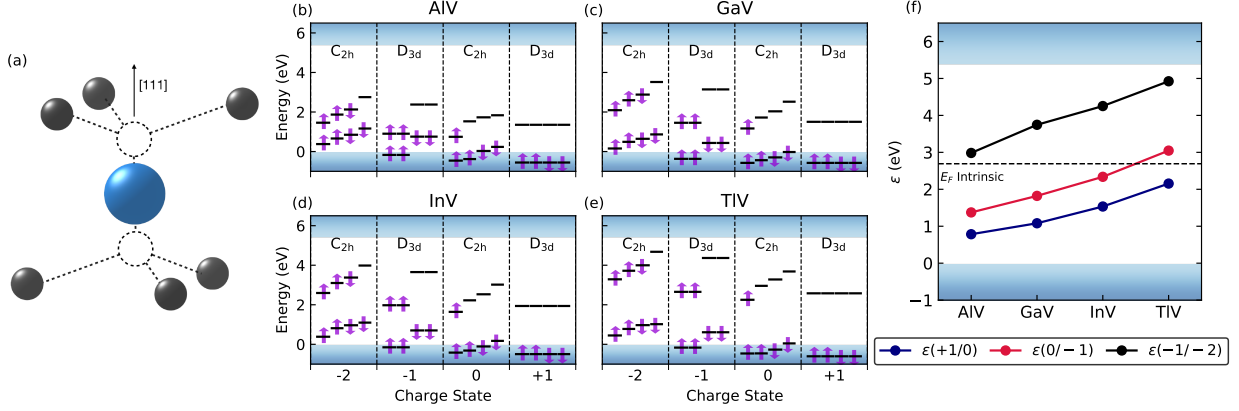


FIG. 1. (a) D_{3d} ground state structure of a group III vacancy defect in diamond. The impurity atom lies directly between two carbon empty lattice sites, equidistant to six nearest neighbor carbons. (b-e) Ground state spin resolved energy level structure of the group III vacancies in charge states -2 to +1. Both the -1 and +1 charge states are stable in the high symmetry D_{3d} structure, while the -2 and neutral charge states have uneven occupations and distort to a C_{2h} structure. (f) Predicted thermodynamic charge transition levels for each of the group III defect centers. AlV, GaV, and InV are found to be stable at the intrinsic Fermi level in a -1 charge state, while TIV is likely to exist in either the -1 or neutral charge state.

Both configurations are inversion symmetric about the substituent atom, and therefore cannot have a net dipole moment, making their optical transitions insensitive to charge noise. Each of the presented calculations uses a 512 atom ‘supercell’ and samples the Γ point; we refer to the SI for computational details and convergence studies.

As previous work^{11-13,24} has established for group IV emitters in diamond, the orbitals associated with the group III defects can be identified by their symmetry. Two pairs of degenerate Kohn-Sham (KS) orbitals are localized within the diamond bandgap, having E_u and E_g symmetry, respectively. The orbitals within each degenerate pair are denoted as $e_{ux(y)}$ and $e_{gx(y)}$, where x or y refers to their orientation. While additional localized defect orbitals are present, they are energetically far from the band edges and are therefore not accessible for optical excitation.

Figure 1 shows the electronic ground state configurations for these defects in charge states from -2 to +1. Panels (b-e) plot the energies of the spin majority (spin up) and spin minority (spin down) channels for each of the defects, where the e_u orbitals lie below the e_g orbitals in each case.

Of particular interest are the -1 charge states, which are spin-1 states, isoelectronic to the group IV neutrals¹³ and stable in a D_{3d} configuration. For each defect, the ground state electronic configuration of the -1 charge state is denoted by $e_u^4 e_g^2$, such that there are two unfilled e_g orbitals, both of the same spin channel. This can equivalently be formulated in terms of a pair of holes occupying the remaining e_g ground state orbitals. In contrast to *ab initio* orbital energetics of group IV neutral systems,^{11,13} where the e_u KS orbitals lie below the valence band edge, both the e_u and e_g levels for the spin-minority channel are lo-

cated within the band gap for the group III negatives. This difference could lead to improved excitation efficiency for the group III vacancy centers, as these defect-defect transitions are energetically isolated from any bulk states.

Next, we calculate which charge state is thermodynamically most favorable at a given doping level for the diamond host. The Fermi level at which a transition becomes thermodynamically stable is given by the charge transition levels:²⁵

$$\epsilon(q_1/q_2) = \frac{E_{q_1}^{\text{tot}} + E_{q_1}^{\text{corr}} - E_{q_2}^{\text{corr}} - E_{q_2}^{\text{tot}}}{q_2 - q_1}, \quad (1)$$

with E_q^{tot} being the total energy from the supercell calculation in charge state q , and E_q^{corr} the corresponding charge correction to account for periodic interaction of charges between neighboring supercells.^{26,27} We apply the correction techniques described in Ref. 26, yielding the results summarized in Fig. 1(f).

For aluminum, gallium, and indium substituents, the intrinsic Fermi level lies between the transition energies $\epsilon(0/-1)$ and $\epsilon(-1/-2)$, indicating that the -1 charge state is thermodynamically stable in intrinsic diamond. Following a similar trend to the group IV elements,¹¹ the transition energies are higher for the heavier elements, resulting in the neutral charge state being favored for thallium. This neutral charge state is spin $1/2$ and relaxes into a C_{2h} symmetry due to its uneven orbital occupation (i.e. it is Jahn-Teller unstable). The moderate nitrogen doping typically present in diamond samples means that we might still expect to see the desirable -1 charge state in as-grown diamond for TIV, since the transition lies close to the intrinsic Fermi level.

Given that these color centers are isoelectronic with the SiV^0 , the negatively charged group III vacancy cen-

ters are expected to have similar electronic properties to the SiV^0 in the ground and excited states. In particular, exciting an electron from the lower-energy e_u to the higher energy e_g orbital means that the electronic configuration becomes $e_u^3 e_g^3$, producing an unequal occupation of the two degenerate orbital pairs. Such a system is expected to be Jahn-Teller unstable²⁸ as a result of a product of two the Jahn-Teller instabilities for both the e_u and e_g orbitals, denoted as a $(e_g \otimes e_u) \otimes E_g$ product Jahn-Teller effect.¹³ Here E_g is the irreducible representation of the coupled phonon modes that produce the distortion. Each of these modes is two-fold degenerate, and the Jahn-Teller distortion therefore resides in a two-dimensional coordinate space that contains the high-symmetry D_{3d} point, as well as three equivalent energy minima in the C_{2h} symmetry group. Accurately capturing the Jahn-Teller effect is important in predicting the experimentally relevant zero phonon line energy associated with optical emission, as the pJT symmetry reduction can result in a large energy change in the excited state, as seen in the case of the SiV^0 .^{13,16,29}

To capture this effect in group III vacancy centers, we relax the GaV^- , InV^- , and TlV^- defects in the excited electronic state using constrained DFT (ΔSCF) within Quantum Espresso^{19,20} with norm-conserving pseudopotentials³⁰ in a plane-wave basis with energy cutoff of 80 Ry. First, we relax the system constrained to both a D_{3d} and a C_{2h} geometry with excited electronic occupations until forces on all atoms are below 10^{-6} Ry/Bohr. We additionally verify that the resulting C_{2h} structure is the true minimum of the excited state manifold by relaxing without any symmetry constraints. From these relaxed C_{2h} and D_{3d} geometries, we can construct the full potential energy surface associated with the Jahn-Teller modes in the excited manifold. While the AlV^- is not explicitly discussed next, it is expected to follow the same trends as the heavier group III elements.

Similar to the behavior of the group IV neutral excited states in Ref. 13, there may exist four distinct excited states depending on the occupations of the defect orbitals, as can be seen from the fact that there are two holes that can occupy two orbitals. However, constrained DFT is only able to access the lowest energy for a given constrained configuration, and we therefore consider only the lowest-energy configurations of the excited state manifold for a particular geometry. Future extensions of this work could use a formalism along the lines of Refs. 31,32 which restrict the symmetry of the orbitals, allowing for a better approximation of the many-body Hamiltonian and a slightly more accurate ZPL energy calculation. Nevertheless, the information at hand allows us to calculate ZPL energies, optical spectra, and Debye-Waller factors while neglecting the relatively small many-body effects. The calculated ZPL energies, given as the energy difference between the the C_{2h} excited electronic state and the D_{3d} ground electronic state, are summarized in Table I.

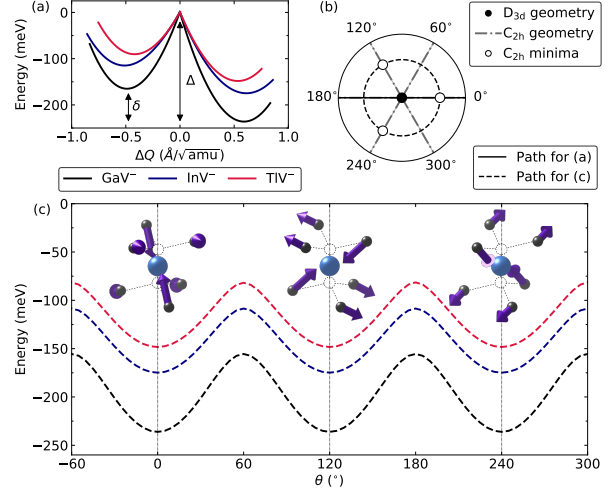


FIG. 2. Product Jahn-Teller instability for group III vacancy centers GaV^- , InV^- and TlV^- . **(a)** Linear interpolation between the relaxed low symmetry C_{2h} and high symmetry D_{3d} geometries for the excited state electronic configuration $e_u^3 e_g^3$. The distortion is favored due to a product Jahn-Teller effect caused by the occupational imbalances in the e_u and e_g orbitals. The computed instability energies are given as Δ and listed in Table I, where we also list the energy barrier δ caused by higher-order phonon coupling. **(b)** The configuration space plotted in panels (a,c) are depicted relative to the high symmetry D_{3d} (black dot) and three low symmetry C_{2h} points (white dots). The solid [dashed] black line indicates the path taken along the x axis for panel (a)[c]. The grey dot-dashed lines indicate the areas where the defect has C_{2h} symmetry, with all points not on the lines (and not at the center D_{3d} point) having a C_i symmetry. **(c)** Calculated energies for a path equidistant to the high symmetry D_{3d} point shown in panel (b), where we find three energetically equivalent C_{2h} geometries. The local minima represent saddle points, corresponding to the local minima shown in panel (a). Additionally pictured are the three equivalent distortions from D_{3d} to each of the C_{2h} minima.

Figure 2 and Table I summarize the results of the pJT calculations. Panel (a) shows a one-dimensional interpolation of the excited-state potential energy surface between the D_{3d} (located at $Q = 0$) and C_{2h} geometries. The global minimum is the relaxed C_{2h} geometry, while the local minimum on the opposite side of the D_{3d} point is a saddle point. The energy differences between the D_{3d} and global C_{2h} minima (Δ) and the saddle point and global C_{2h} minima (δ) are presented in Table I. In the first-order Jahn-Teller effect, the potential energy surface would be symmetrical with respect to the D_{3d} point, such that $\delta \rightarrow 0$. However, given the relatively large values of δ , higher order effects are clearly important in this system.²⁸

In Fig. 2(c), we map out the energy of the system along a circle through the Jahn-Teller coordinate space which traverses the three energetically equivalent C_{2h} minimum geometries, as well as the energy barriers between them

	Δ (meV)	δ (meV)	E_{ZPL} (nm, eV)
GaV ⁻	236	71	679, 1.82
InV ⁻	175	60	584, 2.12
TiV ⁻	148	58	437, 2.84

TABLE I. Energetics of group III color centers GaV⁻, InV⁻, TiV⁻. The predicted Jahn-Teller instabilities, depicted in Fig. 2, are given by Δ and δ . The zero phonon line energies are given by E_{ZPL} (see Fig. 3).

caused by the higher-order Jahn-Teller coupling. The trajectories in the coordinate space shown in Fig. 2(a,c) are visualized in Fig. 2(b), where we depict the locations of high-symmetry D_{3d} geometry along with the three equivalent C_{2h} configurations within the JT space. The movement of the nearest neighbor carbons resulting from each of the equivalent distortions are shown as well. We note that each distortion affects one pair of the nearby carbon atoms more than the other two. By adding each of these distortions together, we arrive at the high symmetry D_{3d} geometry once again.

To characterize the optical properties, we calculate *ab initio* emission lineshapes using the method outlined in Ref. 33. Phonon properties for the ground state geometries of each of the -1 charge state defects were evaluated using a computationally more efficient PBE functional,^{34–36} which has previously been found to be sufficiently accurate compared to the hybrid functionals used earlier.³⁷ The emission lineshape can then be calculated from the overlap of the ionic vibrational wavefunctions between the relaxed excited electronic state and the electronic ground vibrational states^{33,38} according to

$$A(\hbar\omega) = \sum_m |\langle \chi_{e0} | \chi_{gm} \rangle|^2 \delta(E_{\text{ZPL}} - E_{gm} - \hbar\omega), \quad (2)$$

where $\chi_{g(e)m}$ is the m^{th} vibrational state of the ground (excited) electronic state and ω is the frequency of the transition. E_{gm} represents the energy of the vibrational state χ_{gm} . The true emission lineshape is determined by Fermi's golden rule, and is proportional to this overlap and the transition frequency as $L(\hbar\omega) \propto \omega^3 A(\hbar\omega)$.

The vibrational overlaps are evaluated using a generating function approach as described previously.³³ The generating function method assumes that the modes in the ground and excited state are identical, and there is only a difference in geometry between the two configurations. This assumption is strongly violated when a Jahn-Teller distortion occurs in the excited state, since the symmetries between the two geometries are different. Using the $C_{2h} \rightarrow D_{3d}$ transition therefore underestimates the overlap of the ground vibrational states in the ground and excited state electronic manifolds. Previous theoretical approaches for generating emission spectra for JT-unstable defects in diamond have neglected the effect of the JT distortion by equally occupying the degenerate electronic

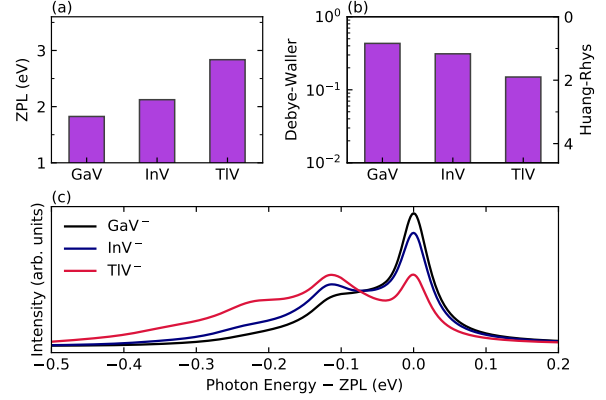


FIG. 3. (a) Predicted zero phonon line energy for each of the color centers found using Δ SCF, including the pJT energy reduction in the excited state. (b) Debye-Waller factor (left) and Huang-Rhys factor (right) for each color center. The Debye-Waller factor indicates the fraction of photons emitted into the ZPL, while the Huang-Rhys factor indicates mean number of phonons emitted with each photon. (c) *Ab initio* spectra for the $D_{3d} \rightarrow D_{3d}$ transition showing the predicted emission lineshape relative to the zero phonon line. We include linewidth broadening associated with near room temperature conditions.

orbitals using fractional occupations, effectively enforcing a high-symmetry configurations (e.g., in the NV⁻³³ and SiV⁻³⁹). We use a similar approximation by studying the phonon coupling to the emission from the excited state with the correct orbital occupations, but restricted to a D_{3d} geometry. We note that this leads to a slightly lower Debye-Waller factor than the fractional occupation technique for the excited electronic states.

The lineshapes give information on what to expect from photoluminescence experiments. The Debye-Waller factor, which describes the overall emission efficiency into the ZPL, is an important figure of merit for the performance of these defects in quantum protocols such as photon-mediated entanglement.³ The resulting spectra, along with the predicted Huang-Rhys and Debye-Waller factors, are given in Fig. 3. The emission efficiency into the ZPL is much higher than what is observed in NV⁻,⁴⁰ although we find that the efficiency decreases for heavier defect elements.

In conclusion, we predict the quantum optoelectronic properties of diamond group III vacancy centers. Our calculations show that these color centers are stable in intrinsic diamond in a $S = 1$ spin state with a symmetry that makes their transitions insensitive to electric fields. The combination of favorable thermodynamics, stable spin, and symmetry-protected optical properties makes the negatively charged group III vacancy centers ideal candidates for applications such as quantum networking and computing. The emerging ability to perform detailed calculations on spin and optical properties of nanoscopic quantum emitters, including corrections such as the large

product Jahn-Teller effect, marks an important step towards *ab initio* design and discovery of quantum materials. In particular, the predicted properties of the group III vacancy class of emitters would combine the desired attributes of high Debye-Waller factors with highly coherent spin and optical transitions at a range of wavelengths, promising a new class of quantum emitters for applications in quantum information science and technology.

ACKNOWLEDGMENTS

We thank Dr. Matthew Trusheim (MIT-Harvard) for helpful discussions. This work was supported by the DOE ‘Photonics at Thermodynamic Limits’ Energy Frontier

Research Center under grant number DE-SC0019140. D. E. and P.N. are partially supported by the Army Research Office MURI (Ab-Initio Solid-State Quantum Materials) grant number W911NF-18-1-0431. J.F. acknowledges fellowship support from the Deutsche Forschungsgemeinschaft (DFG) under Contract No. FL 997/1-1. P.N. is a Moore Inventor Fellow and a CIFAR Azrieli Global Scholar.

Calculations were performed using resources from the Department of Defense High Performance Computing Modernization program. Additional calculations were performed using resources of the National Energy Research Scientific Computing Center, a DOE Office of Science User Facility, as well as resources at the Research Computing Group at Harvard University.

-
- * These authors contributed equally
† prineha@seas.harvard.edu
- 1 F. Jelezko and J. Wrachtrup, *Physica Status Solidi (A) Applications and Materials Science* **203**, 3207 (2006), 0307085 [cond-mat].
 - 2 J. R. Weber, W. F. Koehl, J. B. Varley, A. Janotti, B. B. Buckley, C. G. Van de Walle, and D. D. Awschalom, *Proceedings of the National Academy of Sciences of the United States of America* **107**, 8513 (2010).
 - 3 I. Aharonovich, D. Englund, and M. Toth, *Nature Photonics* **10**, 631 EP (2016).
 - 4 D. D. Awschalom, R. Hanson, J. Wrachtrup, and B. B. Zhou, *Nature Photonics* **12**, 516 (2018).
 - 5 P. C. Humphreys, N. Kalb, J. P. J. Morits, R. N. Schouten, R. F. L. Vermeulen, D. J. Twitchen, M. Markham, and R. Hanson, *Nature* **558**, 268 (2018).
 - 6 M. Atatüre, D. Englund, N. Vamivakas, S.-Y. Lee, and J. Wrachtrup, *Nature Reviews Materials* **3**, 38 (2018).
 - 7 E. Neu, C. Hepp, M. Hauschild, S. Gsell, M. Fischer, H. Sternschulte, Doris Steinmüller-Nethl, M. Schreck, and C. Becher, *New Journal of Physics* **15**, 43005 (2013).
 - 8 T. Inubushi, N. Mizuochi, F. Ishibashi, M. Hatano, Y. Doi, Y. Miyamoto, L. J. Rogers, S. Kobayashi, S. Yamasaki, F. Jelezko, S. Nagamachi, B. Naydenov, K. Tahara, K. D. Jahnke, T. Iwasaki, and T. Miyazaki, *Scientific Reports* **5**, 12882 (2015).
 - 9 P. Siyushev, M. H. Metsch, T. Iwasaki, Y. Miyamoto, F. Jelezko, T. Taniguchi, and M. Hatano, *Physical Review Letters* **119**, 253601 (2017).
 - 10 M. E. Trusheim, N. H. Wan, K. C. Chen, C. J. Ciccarino, J. Flick, R. Sundararaman, G. Malladi, E. Bersin, M. Walsh, B. Lienhard, H. Bakhru, P. Narang, and D. Englund, *Physical Review B* **99**, 075430 (2019).
 - 11 G. Thiering and A. Gali, *Physical Review X* **8** (2018), 10.1103/PhysRevX.8.021063.
 - 12 A. Gali and J. R. Maze, *Physical Review B* **88** (2013), 10.1103/PhysRevB.88.235205.
 - 13 G. Thiering and A. Gali, *npj Computational Materials* **5**, 18 (2019).
 - 14 A. Sipahigil, K. D. Jahnke, L. J. Rogers, T. Teraji, J. Isoya, A. S. Zibrov, F. Jelezko, and M. D. Lukin, *Physical Review Letters* **113**, 113602 (2014), 1406.4268.
 - 15 M. W. Doherty, M. Metsch, N. B. Manson, M. D. Lukin, F. Jelezko, A. Sipahigil, K. D. Jahnke, L. J. Rogers, and J. M. Binder, *New Journal of Physics* **17**, 043011 (2015).
 - 16 B. C. Rose, D. Huang, Z.-H. Zhang, P. Stevenson, A. M. Tyryshkin, S. Sangtawesin, S. Srinivasan, L. Loudin, M. L. Markham, A. M. Edmonds, D. J. Twitchen, S. A. Lyon, and N. P. de Leon, *Science* **361**, 60 (2018).
 - 17 J. P. Goss, P. R. Briddon, M. J. Rayson, S. J. Sque, and R. Jones, *Physical Review B* **72**, 035214 (2005).
 - 18 Q. C. Qiu and A. Ceulemans, “The $e \otimes e \otimes e$ vibronic coupling case: A prototypal product jahn-teller system,” in *Vibronic Interactions: Jahn-Teller Effect in Crystals and Molecules*, edited by M. D. Kaplan and G. O. Zimmerman (Springer Netherlands, Dordrecht, 2001) pp. 97–102.
 - 19 P. Giannozzi, S. Baroni, N. Bonini, M. Calandra, R. Car, C. Cavazzoni, Davide Ceresoli, G. L. Chiarotti, M. Cococcioni, I. Dabo, A. D. Corso, S. de Gironcoli, S. Fabris, G. Fratesi, R. Gebauer, U. Gerstmann, C. Gougousis, A. Kokalj, M. Lazzeri, L. Martin-Samos, N. Marzari, F. Mauri, R. Mazzarello, Stefano Paolini, A. Pasquarello, L. Paulatto, C. Sbraccia, S. Scandolo, G. Sclauzero, A. P. Seitsonen, A. Smogunov, P. Umari, and R. M. Wentzcovitch, *Journal of Physics: Condensed Matter* **21**, 395502 (2009).
 - 20 P. Giannozzi, O. Andreussi, T. Brumme, O. Bunau, M. B. Nardelli, M. Calandra, R. Car, C. Cavazzoni, D. Ceresoli, M. Cococcioni, N. Colonna, I. Carnimeo, A. D. Corso, S. de Gironcoli, P. Delugas, R. A. D. Jr, A. Ferretti, A. Floris, G. Fratesi, G. Fugallo, R. Gebauer, U. Gerstmann, F. Giustino, T. Gorni, J. Jia, M. Kawamura, H-Y Ko, A. Kokalj, E. Küçükbenli, M. Lazzeri, M. Marsili, N. Marzari, F. Mauri, N. L. Nguyen, H.-V. Nguyen, A. Otero-de-la-Roza, L. Paulatto, S. Poncé, D. Rocca, R. Sabatini, B. Santra, M. Schlipf, A. P. Seitsonen, A. Smogunov, I. Timrov, T. Thonhauser, P. Umari, N. Vast, X. Wu, and S. Baroni, *Journal of Physics: Condensed Matter* **29**, 465901 (2017).
 - 21 M. Schlipf and F. Gygi, *Computer Physics Communications* **196**, 36 (2015).
 - 22 J. Heyd, G. E. Scuseria, and M. Ernzerhof, *Journal of Chemical Physics* **118**, 8207 (2003).
 - 23 J. Heyd, G. E. Scuseria, and M. Ernzerhof, *The Journal of*

- Chemical Physics **124**, 219906 (2006).
- ²⁴ C. Hepp, T. Müller, V. Waselowski, J. N. Becker, B. Pingault, H. Sternschulte, D. Steinmüller-Nethl, A. Gali, J. R. Maze, M. Atatüre, and C. Becher, *Physical Review Letters* **112**, 036405 (2014), 1310.3106.
 - ²⁵ C. Freysoldt, B. Grabowski, T. Hickel, J. Neugebauer, G. Kresse, A. Janotti, and C. G. de Walle, *Reviews of Modern Physics* **86**, 253 (2014).
 - ²⁶ R. Sundararaman and Y. Ping, *The Journal of Chemical Physics* **146**, 104109 (2017).
 - ²⁷ C. Freysoldt, J. Neugebauer, and C. G. de Walle, *Physical Review Letters* **102**, 16402 (2009).
 - ²⁸ H.-H. Schmidtke, *Berichte der Bunsengesellschaft für physikalische Chemie* **94**, 896 (1990).
 - ²⁹ B. L. Green, M. W. Doherty, E. Nako, N. B. Manson, U. F. S. D’Haenens-Johansson, S. D. Williams, D. J. Twitchen, and M. E. Newton, *Phys. Rev. B* **99**, 161112 (2019).
 - ³⁰ M. Schlipf and F. Gygi, *Computer Physics Communications* **196**, 36 (2015).
 - ³¹ B. Kaduk, T. Kowalczyk, and T. Van Voorhis, *Chemical Reviews* **112**, 321 (2012), pMID: 22077560, <https://doi.org/10.1021/cr200148b>.
 - ³² C. P. Plaisance, R. A. van Santen, and K. Reuter, *Journal of Chemical Theory and Computation* **13**, 3561 (2017), pMID: 28657733, <https://doi.org/10.1021/acs.jctc.7b00362>.
 - ³³ A. Alkauskas, B. B. Buckley, D. D. Awschalom, and C. G. Van De Walle, *New Journal of Physics* **16**, 073026 (2014).
 - ³⁴ K. F. Garrity, J. W. Bennett, K. M. Rabe, and D. Vanderbilt, *Comp. Mat. Sci.* **81**, 446 (2014).
 - ³⁵ J. P. Perdew, K. Burke, and M. Ernzerhof, *Phys. Rev. Lett.* **77**, 3865 (1996).
 - ³⁶ A. Togo and I. Tanaka, *Scripta Materialia* **108**, 1 (2015), 1506.08498.
 - ³⁷ K. Hummer, J. Harl, and G. Kresse, *Phys. Rev. B* **80**, 115205 (2009).
 - ³⁸ A. Alkauskas, J. L. Lyons, D. Steiauf, and C. G. de Walle, *Physical Review Letters* **109**, 267401 (2012).
 - ³⁹ E. Londero, G. Thiering, L. Razinkovas, A. Gali, and A. Alkauskas, *Physical Review B* **98**, 035306 (2018).
 - ⁴⁰ M. W. Doherty, N. B. Manson, P. Delaney, F. Jelezko, J. Wrachtrup, and L. C. L. Hollenberg, *Physics Reports* **528**, 1 (2013).