

VARIABLE SELECTION IN SPARSE HIGH-DIMENSIONAL GLARMA MODELS

C. LÉVY-LEDUC, S. OUADAH, AND L. SANSONNET

ABSTRACT. In this paper, we propose a novel variable selection approach in the framework of sparse high-dimensional GLARMA models. It consists in combining the estimation of the autoregressive moving average (ARMA) coefficients of these models with regularized methods designed for Generalized Linear Models (GLM). The properties of our approach are investigated both from a theoretical and a numerical point of view. More precisely, we establish in a specific case the consistency of the ARMA part coefficient estimators. We explain how to implement our approach and we show that it is very attractive since it benefits from a low computational load. We also assess the performance of our methodology using synthetic data and compare it with alternative approaches. Our numerical experiments show that combining the estimation of the ARMA part coefficients with regularized methods designed for GLM dramatically improves the variable selection performance.

1. INTRODUCTION

Discrete-valued time series arise in a wide variety of fields ranging from finance to molecular biology and public health. For instance, we can mention the number of transactions in stocks in the finance field, see Brännäs and Quoreshi (2010). In the field of molecular biology, modeling RNA-Seq kinetics data is a challenging issue, see Thorne (2018) and in the public health context, there is an interest in the modeling of daily asthma presentations in a given hospital, see Souza et al. (2014).

The literature on modeling discrete-valued time series is becoming increasingly abundant, see Davis et al. (2016) for a review. Different classes of models have been proposed such as the Integer Autoregressive Moving Average (INARMA) models and the generalized state space models.

The Integer Autoregressive process of order 1 (INAR(1)) was first introduced by McKenzie (1985) and the Integer-valued Moving Average (INMA) process is described in Al-Osh and Alzaid (1988). One of the attractive features of INARMA processes is that their autocorrelation structure is similar to the one of autoregressive moving average (ARMA) models. However, it has to be noticed that statistical inference in these models is generally complicated and requires to develop intensive computational approaches such as the efficient MCMC algorithm devised by Neal and Subba Rao (2007) for INARMA processes of known AR and MA orders. This strategy was extended to unknown AR and MA orders by

Date: April 16, 2021.

Key words and phrases. GLARMA models; high-dimensional statistics; discrete-valued time series.

Enciso-Mora et al. (2009). For further references on INARMA models, we refer the reader to Weiss (2018).

The other important class of models for discrete-valued time series is the one of generalized state space models which can have a parameter-driven and an observation-driven version, see Davis et al. (1999) for a review.

The main difference between these two versions is that in parameter-driven models, the state vector evolves independently of the past history of the observations whereas the state vector depends on the past observations in observation-driven models. More precisely, in parameter-driven models, let (ν_t) be a stationary process, the observations Y_t are thus modeled as follows: conditionally on (ν_t) , Y_t has a Poisson distribution of parameter $\exp(\beta_0^* + \sum_{i=1}^p \beta_i^* x_{t,i} + \nu_t)$, where the $x_{t,i}$'s are the p regressor variables (or covariates). Estimating the parameters in such models has a very high computational load, see Jung and Liesenfeld (2001).

Observation-driven models initially proposed by Cox et al. (1981) and further studied in Zeger and Qaqish (1988) do not have this computational drawback and are thus considered as a promising alternative to parameter-driven models. Different kinds of observation-driven models can be found in the literature: the Generalized Linear Autoregressive Moving Average (GLARMA) models introduced by Davis et al. (1999) and further studied in Davis et al. (2003, 2005); Dunsmuir (2015) and the (log-)linear Poisson autoregressive models introduced in Fokianos et al. (2009); Fokianos and Tjøstheim (2011); Fokianos and Tjøstheim (2012). Note that GLARMA models cannot be seen as a particular case of the log-linear Poisson autoregressive models.

In the following, we shall consider the GLARMA model introduced in Davis et al. (2005) with additional covariates. More precisely, given the past history $\mathcal{F}_{t-1} = \sigma(Y_s, s \leq t-1)$, we assume that

$$(1) \quad Y_t | \mathcal{F}_{t-1} \sim \mathcal{P}(\mu_t^*),$$

where $\mathcal{P}(\mu)$ denotes the Poisson distribution with mean μ . In (1),

$$(2) \quad \mu_t^* = \exp(W_t^*) \text{ with } W_t^* = \beta_0^* + \sum_{i=1}^p \beta_i^* x_{t,i} + Z_t^*,$$

where the $x_{t,i}$'s are the p regressor variables ($p \geq 1$),

$$(3) \quad Z_t^* = \sum_{j=1}^q \gamma_j^* E_{t-j}^* \text{ with } E_t^* = \frac{Y_t - \mu_t^*}{\mu_t^*} = Y_t \exp(-W_t^*) - 1,$$

where $1 \leq q \leq \infty$ and $E_t^* = 0$ for all $t \leq 0$. Here, the E_t^* 's correspond to the working residuals in classical Generalized Linear Models (GLM), which means that we limit ourselves to the case $\lambda = 1$ in the more general definition: $E_t^* = (Y_t - \mu_t^*)\mu_t^{*\lambda}$. Note that in the case where $q = \infty$, (Z_t^*) satisfies the ARMA-like recursions given in Equation (4) of Davis et al. (2005). The model defined by (1), (2) and (3) is thus referred as a GLARMA model.

The main goal of this paper is to introduce a novel variable selection approach in the deterministic part (covariates) of high-dimensional sparse GLARMA models that is in (1) and (2) where p is large and when the vector of the β_i 's is sparse. The novel approach that we propose consists in combining a procedure for estimating the ARMA part coefficients with regularized methods designed for GLM.

The paper is organized as follows. We firstly describe an estimation procedure for the ARMA part of the GLARMA model defined in (1), (2) and (3), see Section 2.1, and establish its consistency in a specific case, see Section 2.4. Secondly, we propose a novel variable selection approach in the regression part of the sparse high-dimensional model (1) and explain how to combine it with the estimation procedure of the ARMA part coefficients, see Section 2.2. The practical implementation of our approach is given in Section 2.3. Thirdly, in Section 3, some numerical experiments are provided to illustrate our method and to compare its performance to alternative approaches on finite sample size data. The proofs of the theoretical results are given in Section 4.

2. STATISTICAL INFERENCE

2.1. Estimation procedure. For estimating the parameter $\boldsymbol{\delta}^* = (\boldsymbol{\beta}^{*'}, \boldsymbol{\gamma}^{*'})$ where $\boldsymbol{\beta}^* = (\beta_0^*, \beta_1^*, \dots, \beta_p^*)'$ is the vector of regressor coefficients defined in (2) and $\boldsymbol{\gamma}^* = (\gamma_1^*, \dots, \gamma_q^*)'$ is the vector of the ARMA part coefficients defined in (3), we maximize the following criterion, based on the conditional log-likelihood, with respect to $\boldsymbol{\delta} = (\boldsymbol{\beta}', \boldsymbol{\gamma}')$, with $\boldsymbol{\beta} = (\beta_0, \beta_1, \dots, \beta_p)'$ and $\boldsymbol{\gamma} = (\gamma_1, \dots, \gamma_q)'$:

$$(4) \quad L(\boldsymbol{\delta}) = \sum_{t=1}^n (Y_t W_t(\boldsymbol{\delta}) - \exp(W_t(\boldsymbol{\delta}))),$$

where

$$(5) \quad W_t(\boldsymbol{\delta}) = \boldsymbol{\beta}' x_t + Z_t(\boldsymbol{\delta}) = \beta_0 + \sum_{i=1}^p \beta_i x_{t,i} + \sum_{j=1}^q \gamma_j E_{t-j}(\boldsymbol{\delta}),$$

with $x_t = (x_{t,0}, x_{t,1}, \dots, x_{t,p})'$, $x_{t,0} = 1$ for all t and

$$(6) \quad E_t(\boldsymbol{\delta}) = Y_t \exp(-W_t(\boldsymbol{\delta})) - 1, \text{ if } t > 0 \text{ and } E_t(\boldsymbol{\delta}) = 0, \text{ if } t \leq 0.$$

For further details on the choice of this criterion, we refer the reader to Davis et al. (2005). To obtain $\hat{\boldsymbol{\delta}}$ defined by

$$(7) \quad \hat{\boldsymbol{\delta}} = \text{Argmax}_{\boldsymbol{\delta}} L(\boldsymbol{\delta}),$$

we consider the first derivatives of L :

$$\frac{\partial L}{\partial \boldsymbol{\delta}}(\boldsymbol{\delta}) = \sum_{t=1}^n (Y_t - \exp(W_t(\boldsymbol{\delta})) \frac{\partial W_t}{\partial \boldsymbol{\delta}}(\boldsymbol{\delta})),$$

where

$$\frac{\partial W_t}{\partial \boldsymbol{\delta}}(\boldsymbol{\delta}) = \frac{\partial \boldsymbol{\beta}' x_t}{\partial \boldsymbol{\delta}} + \frac{\partial Z_t}{\partial \boldsymbol{\delta}}(\boldsymbol{\delta}),$$

$\boldsymbol{\beta}$, x_t and Z_t being defined in (5). The computations of the first derivatives of W_t are detailed in Section 4.1.1.

Since the first derivatives of W_t are recursively defined, it is not possible to obtain a closed-form formula for $\widehat{\boldsymbol{\delta}}$. Thus, in order to compute $\widehat{\boldsymbol{\delta}}$, we shall use the following Newton-Raphson algorithm. More precisely, we start from an initial value for $\boldsymbol{\delta}$ denoted $\boldsymbol{\delta}^{(0)}$. Then, we use the following recursion for $r \geq 1$:

$$(8) \quad \boldsymbol{\delta}^{(r)} = \boldsymbol{\delta}^{(r-1)} - \frac{\partial^2 L}{\partial \boldsymbol{\delta}' \partial \boldsymbol{\delta}}(\boldsymbol{\delta}^{(r-1)})^{-1} \frac{\partial L}{\partial \boldsymbol{\delta}}(\boldsymbol{\delta}^{(r-1)}),$$

where $\frac{\partial^2 L}{\partial \boldsymbol{\delta}' \partial \boldsymbol{\delta}}$ corresponds to the Hessian matrix of L and is defined in (9). Hence, it requires the computation of the first and second derivatives of L . We already explained how to compute the first derivatives of L . As for the second derivatives of L , it can be obtained as follows:

$$(9) \quad \frac{\partial^2 L}{\partial \boldsymbol{\delta}' \partial \boldsymbol{\delta}}(\boldsymbol{\delta}) = \sum_{t=1}^n (Y_t - \exp(W_t(\boldsymbol{\delta}))) \frac{\partial^2 W_t}{\partial \boldsymbol{\delta}' \partial \boldsymbol{\delta}}(\boldsymbol{\delta}) - \sum_{t=1}^n \exp(W_t(\boldsymbol{\delta})) \frac{\partial W_t}{\partial \boldsymbol{\delta}'}(\boldsymbol{\delta}) \frac{\partial W_t}{\partial \boldsymbol{\delta}}(\boldsymbol{\delta}).$$

The computations of the second derivatives of W_t are detailed in Section 4.1.2.

Further details on the choice of $\boldsymbol{\delta}^{(0)}$ and the number of iterations to use will be given in Section 3.

2.2. Variable selection. To perform variable selection in the β_i^* of Model (2) that is to obtain a sparse estimator of β_i^* , we shall use a methodology inspired by Friedman et al. (2010) for fitting generalized linear models with ℓ_1 penalties. It consists in penalizing a quadratic approximation to the log-likelihood obtained by a Taylor expansion. Hence, denoting $\widetilde{\boldsymbol{\beta}} = (\widetilde{\beta}_0, \dots, \widetilde{\beta}_p)'$ the current estimate of the parameter $\boldsymbol{\beta}^* = (\beta_0^*, \dots, \beta_p^*)'$, we obtain the following quadratic approximation where $\widehat{\boldsymbol{\gamma}} = (\widehat{\gamma}_1, \dots, \widehat{\gamma}_q)'$ is the estimate of $\boldsymbol{\gamma}^* = (\gamma_1^*, \dots, \gamma_q^*)'$ obtained in Section 2.1:

$$\widetilde{L}(\boldsymbol{\beta}) := L(\beta_0, \dots, \beta_p, \widehat{\boldsymbol{\gamma}}) = \widetilde{L}(\widetilde{\boldsymbol{\beta}}) + \frac{\partial L}{\partial \boldsymbol{\beta}}(\widetilde{\boldsymbol{\beta}}, \widehat{\boldsymbol{\gamma}})(\boldsymbol{\beta} - \widetilde{\boldsymbol{\beta}}) + \frac{1}{2}(\boldsymbol{\beta} - \widetilde{\boldsymbol{\beta}})' \frac{\partial^2 L}{\partial \boldsymbol{\beta} \partial \boldsymbol{\beta}'}(\widetilde{\boldsymbol{\beta}}, \widehat{\boldsymbol{\gamma}})(\boldsymbol{\beta} - \widetilde{\boldsymbol{\beta}}),$$

where

$$\frac{\partial L}{\partial \boldsymbol{\beta}} = \left(\frac{\partial L}{\partial \beta_0}, \dots, \frac{\partial L}{\partial \beta_p} \right) \text{ and } \frac{\partial^2 L}{\partial \boldsymbol{\beta} \partial \boldsymbol{\beta}'} = \left(\frac{\partial^2 L}{\partial \beta_j \partial \beta_k} \right)_{0 \leq j, k \leq p}.$$

Thus,

$$(10) \quad \widetilde{L}(\boldsymbol{\beta}) = \widetilde{L}(\widetilde{\boldsymbol{\beta}}) + \frac{\partial L}{\partial \boldsymbol{\beta}}(\widetilde{\boldsymbol{\beta}}, \widehat{\boldsymbol{\gamma}})U(\boldsymbol{\nu} - \widetilde{\boldsymbol{\nu}}) - \frac{1}{2}(\boldsymbol{\nu} - \widetilde{\boldsymbol{\nu}})' \Lambda(\boldsymbol{\nu} - \widetilde{\boldsymbol{\nu}}),$$

where $U\Lambda U'$ is the singular value decomposition of the positive semidefinite symmetric matrix $-\frac{\partial^2 L}{\partial \boldsymbol{\beta} \partial \boldsymbol{\beta}'}(\widetilde{\boldsymbol{\beta}}, \widehat{\boldsymbol{\gamma}})$ and $\boldsymbol{\nu} - \widetilde{\boldsymbol{\nu}} = U'(\boldsymbol{\beta} - \widetilde{\boldsymbol{\beta}})$.

In order to obtain a sparse estimator of $\boldsymbol{\beta}^*$, we propose using $\widehat{\boldsymbol{\beta}}(\lambda)$ defined by

$$(11) \quad \widehat{\boldsymbol{\beta}}(\lambda) = \text{Argmin}_{\boldsymbol{\beta}} \left\{ -\widetilde{L}_Q(\boldsymbol{\beta}) + \lambda \|\boldsymbol{\beta}\|_1 \right\},$$

for a positive λ , where $\|\boldsymbol{\beta}\|_1 = \sum_{k=0}^p |\beta_k|$ and $\tilde{L}_Q(\boldsymbol{\beta})$ denotes the quadratic approximation of the log-likelihood. This quadratic approximation is defined by

$$(12) \quad -\tilde{L}_Q(\boldsymbol{\beta}) = \frac{1}{2} \|\mathcal{Y} - \mathcal{X}\boldsymbol{\beta}\|_2^2,$$

with

$$(13) \quad \mathcal{Y} = \Lambda^{1/2} U' \tilde{\boldsymbol{\beta}} - \Lambda^{-1/2} U' \left(\frac{\partial L}{\partial \boldsymbol{\beta}}(\tilde{\boldsymbol{\beta}}, \tilde{\boldsymbol{\gamma}}) \right)', \quad \mathcal{X} = \Lambda^{1/2} U'$$

and $\|\cdot\|_2$ denoting the ℓ_2 norm in \mathbb{R}^{p+1} . Computational details for obtaining the expression (12) of $\tilde{L}_Q(\boldsymbol{\beta})$ appearing in Criterion (11) are provided in Section 4.2.

The parameter λ is tuned thanks to the stability selection approach devised by Meinshausen and Bühlmann (2010). For further details, we refer the reader to Section 3.

2.3. Practical implementation. We summarize hereafter the different steps of our methodology.

- **First step: Initialization.** We take for $\boldsymbol{\beta}^{(0)}$ the estimator of $\boldsymbol{\beta}^*$ obtained by fitting a GLM to the observations Y_1, \dots, Y_n thus ignoring the ARMA part of the model. For $\boldsymbol{\gamma}^{(0)}$, we take the null vector.
- **Second step: Newton-Raphson algorithm.** We use the recursion defined in (8) with the initialization $\boldsymbol{\delta}^{(0)} = (\boldsymbol{\beta}^{(0)}, \boldsymbol{\gamma}^{(0)})$ obtained in the first step and we stop at the iteration R such that $\|\boldsymbol{\delta}^{(R)} - \boldsymbol{\delta}^{(R-1)}\|_\infty < 10^{-6}$.
- **Third step: Variable selection.** To obtain a sparse estimator of $\boldsymbol{\beta}^*$, we use the criterion (11) where $\tilde{\boldsymbol{\beta}}$ and $\tilde{\boldsymbol{\gamma}}$ appearing in (22) are replaced by $\boldsymbol{\beta}^{(0)}$ and $\boldsymbol{\gamma}^{(R)}$ obtained in the first and second steps, respectively. This step provides $\hat{\boldsymbol{\beta}}(\lambda)$ for different values of λ .
- **Fourth step: Choice of λ .** To choose the value of λ and thus the final estimator $\hat{\boldsymbol{\beta}}$ of $\boldsymbol{\beta}^*$, we use the stability selection approach devised by Meinshausen and Bühlmann (2010).

2.4. Consistency results. In this section, we shall establish in the case where $q = 1$ the consistency of the parameter γ_1^* from Y_1, \dots, Y_n defined in (1) and (3) where (2) is replaced by

$$(14) \quad \mu_t^* = \exp(W_t^*) \text{ with } W_t^* = \beta_0^* + Z_t^*.$$

Note that some theoretical results have already been obtained in this framework (no covariates and $q = 1$) by Davis et al. (2003) and Davis et al. (2005). However, here, we provide, on the one hand, a more detailed version of the proof of these results and on the other hand, a proof of the consistency of γ_1^* based on a stochastic equicontinuity result. We limit ourselves to this framework since the more general one is a framework where the consistency is much more tricky to handle and is beyond the scope of this paper.

Theorem 1. *Assume that Y_1, \dots, Y_n satisfy the model defined by (1), (14) and (3) with $q = 1$ and $\gamma_1^* \in \Gamma$ where Γ is a compact set of \mathbb{R} which does not contain 0. Assume also that (W_t^*) is started with its stationary invariant distribution. Let $\hat{\gamma}_1$ be defined by:*

$$\hat{\gamma}_1 = \operatorname{Argmax}_{\gamma_1 \in \Gamma} L(\beta_0^*, \gamma_1),$$

where

$$(15) \quad L(\beta_0^*, \gamma_1) = \sum_{t=1}^n (Y_t W_t(\beta_0^*, \gamma_1) - \exp(W_t(\beta_0^*, \gamma_1))),$$

with

$$(16) \quad W_t(\beta_0^*, \gamma_1) = \beta_0^* + Z_t(\gamma_1) = \beta_0^* + \gamma_1 E_{t-1}(\gamma_1),$$

$$E_{t-1}(\gamma_1) = Y_{t-1} \exp(-W_{t-1}(\beta_0^*, \gamma_1)) - 1, \text{ if } t > 1 \text{ and } E_{t-1}(\gamma_1) = 0, \text{ if } t \leq 1.$$

Then $\hat{\gamma}_1 \xrightarrow{p} \gamma_1^*$, as n tends to infinity, where \xrightarrow{p} denotes the convergence in probability.

The proof of Theorem 1 is based on the following propositions which are proved in Section 4. These propositions are the classical arguments for establishing consistency results of maximum likelihood estimators. Note that we shall explain in the proof of Proposition 1 why a stationary invariant distribution for (W_t^*) does exist. The main tools used for proving Propositions 1 and 3 are the Markov property and the ergodicity of (W_t^*) .

Proposition 1. *For all fixed γ_1 , under the assumptions of Theorem 1,*

$$(17) \quad \frac{1}{n} L(\beta_0^*, \gamma_1) \xrightarrow{p} \mathcal{L}(\gamma_1) := \mathbb{E}[Y_3 W_3(\beta_0^*, \gamma_1) - \exp(W_3(\beta_0^*, \gamma_1))], \text{ as } n \text{ tends to infinity.}$$

Proposition 2. *The function \mathcal{L} defined in (17) has a unique maximum at the true parameter $\gamma_1 = \gamma_1^*$.*

Proposition 3. *Under the assumptions of Theorem 1*

$$\sup_{\gamma_1 \in \Gamma} \left| \frac{L(\beta_0^*, \gamma_1)}{n} - \mathcal{L}(\gamma_1) \right| \xrightarrow{p} 0, \text{ as } n \text{ tends to infinity,}$$

where $\mathcal{L}(\gamma_1)$ is defined in (17).

3. NUMERICAL EXPERIMENTS

3.1. Statistical performance. The goal of this section is to investigate the performance of our method both from a statistical and a numerical point of view.

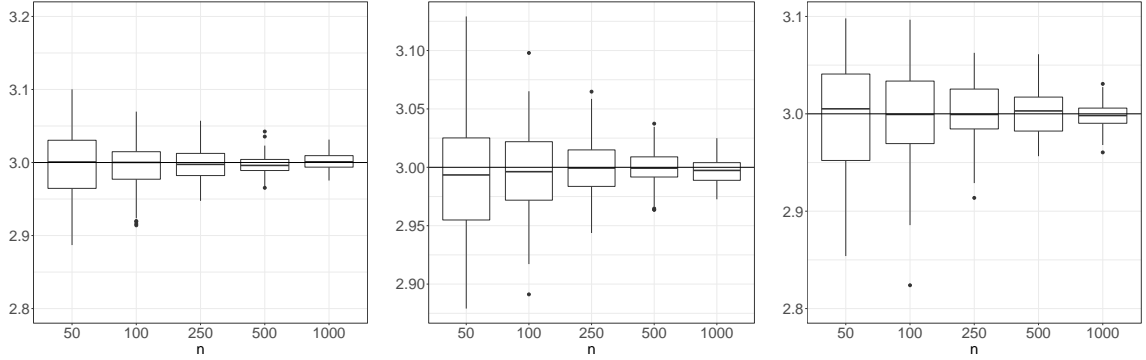


FIGURE 1. Boxplots for the estimations of $\beta_0^* = 3$ in Model (2) with no regressor and $q = 1$ (left), $q = 2$ (middle) and $q = 3$ (right). The horizontal lines correspond to the value of β_0^* .

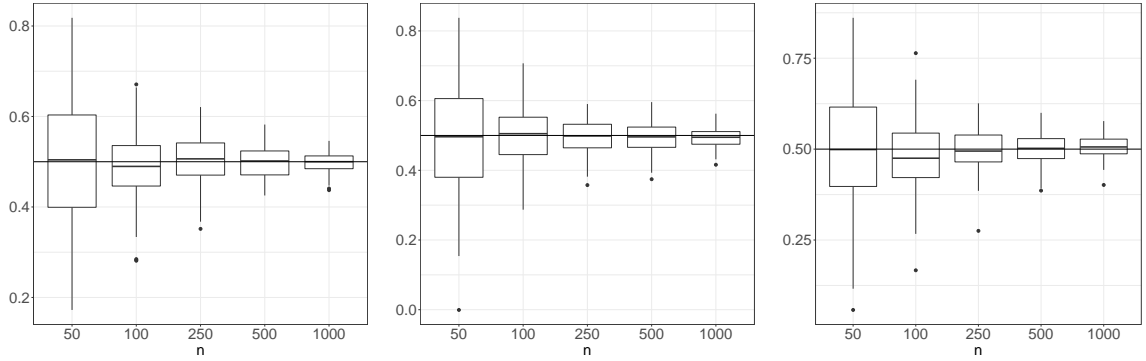


FIGURE 2. Boxplots for the estimations of $\gamma_1^* = 0.5$ in Model (2) with no regressor and $q = 1$ (left), $q = 2$ (middle) and $q = 3$ (right). The horizontal lines correspond to the value of γ_1^* .

3.1.1. *Estimation of the ARMA part coefficients when $p = 0$.* In this section, we investigate the statistical performance of our methodology in the case where Y_1, \dots, Y_n satisfy the model defined by (1), (2) and (3) for n in $\{50, 100, 250, 500, 1000\}$ in the case where $p = 0$, namely when there are no covariates and for q in $\{1, 2, 3\}$. The results are displayed in Figures 1, 2 and 3. We can see from these figures that the accuracy of the parameters estimations is improved when n increases.

Moreover, it has to be noticed that in this particular context where there are no covariates ($p = 0$), the performance of our approach in terms of parameters estimation is similar to the one of the package `glarma` described in Dunsmuir and Scott (2015).

3.1.2. *Sparse estimation of the β_i^* .* In this section, we assess the performance of our methodology in the case where Y_1, \dots, Y_n satisfy the model defined by (1), (2) and (3) for $n = 1000$, $q \in \{1, 2, 3\}$ and $p = 100$. We shall moreover assume that the sparsity in

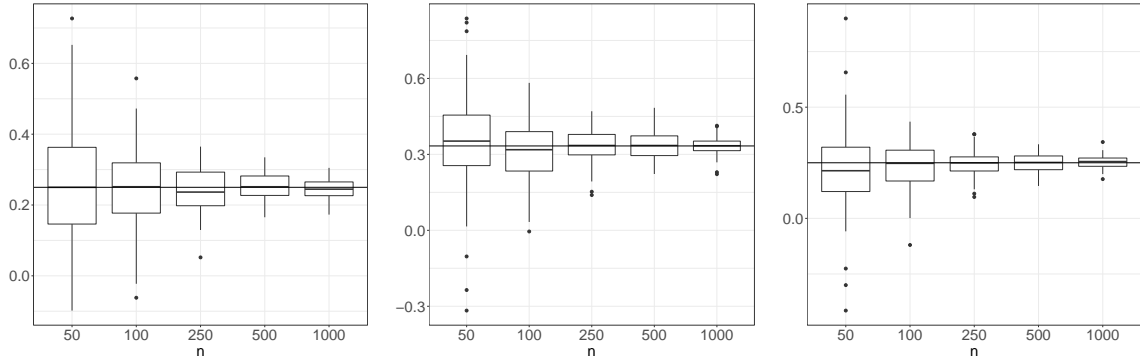


FIGURE 3. Boxplots for the estimations of $\gamma_2^* = 1/4$ in Model (2) with no regressor and $q = 2$ (left), $\gamma_2^* = 1/3$ in Model (2) with no regressor $q = 3$ (middle) and of $\gamma_3^* = 1/4$ in Model (2) with no regressor and $q = 3$ (right). The horizontal lines correspond to the true values of the parameters.

the β_i^* is very high, namely all the β_i^* are assumed to be equal to zero except for five of them which are equal to 1.739, 0.387, 0.295, -0.644 and -0.135. The corresponding results are displayed in Figures 4, 5 and 6.

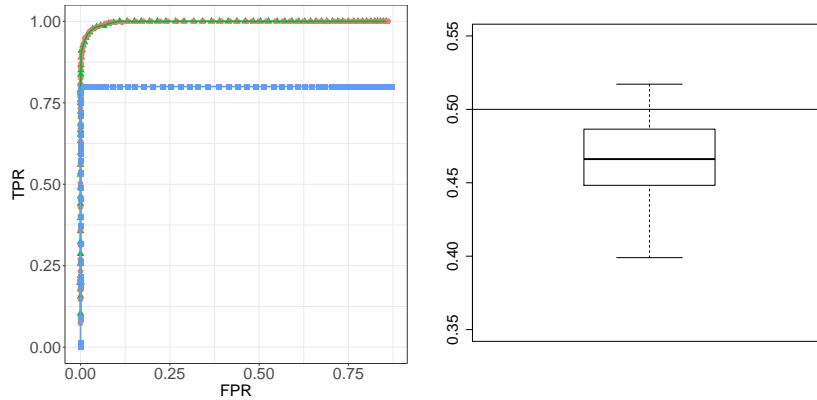


FIGURE 4. ROC curves for recovering the support of β^* in Model (2) with $q = 1$ (left) and boxplot for the estimation of γ_1^* in the same model (right). The ROC curve when γ_1^* is known (resp. unknown) is in red (resp. green) and in the model where $\gamma_1^* = 0$ in blue. The horizontal lines correspond to the true values of the parameters.

The ROC curves of Figures 4, 5 and 6 display the True Positive Rate (TPR) with respect to the False Positive Rate (FPR). On the one hand, we can see from these figures that the performance of our methodology when γ^* is known is on a par with the one of our methodology when γ^* is unknown. On the other hand, our methodology outperforms the variable selection approach described in Friedman et al. (2010) which assumes that the

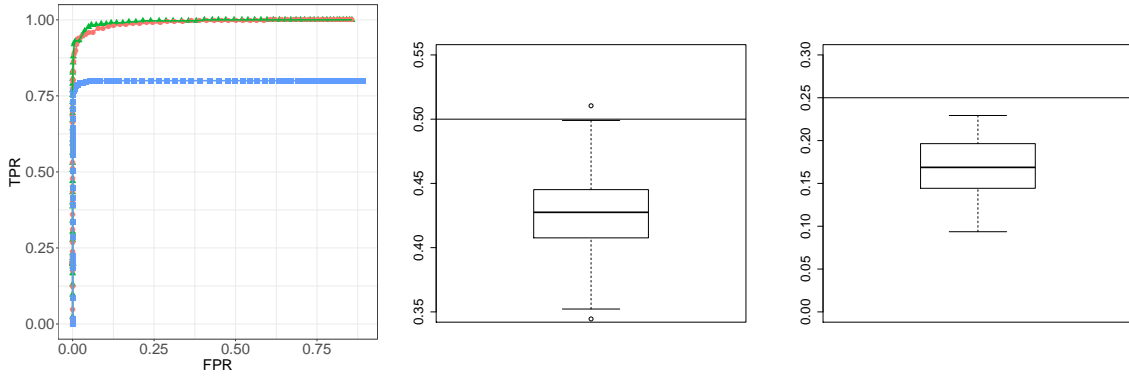


FIGURE 5. ROC curves for recovering the support of β^* in Model (2) with $q = 2$ (left), boxplots for the estimation of γ_1^* (middle) and γ_2^* (right) in the same model. The ROC curve when γ_1^* and γ_2^* are known (resp. unknown) is in red (resp. green) and in the model where $\gamma_1^* = \gamma_2^* = 0$ in blue. The horizontal lines correspond to the true values of the parameters.

observations are the realizations of a Poisson distribution but does not take into account the dependence between the observations.

We can also observe from these figures that the performance of our methodology is not altered by the underestimation of γ^* in the different situations: $q = 1, 2$ or 3 .

3.1.3. *Choice of λ .* In order to improve our methodology, we propose hereafter a strategy for tuning the parameter λ appearing in (11).

We first take the smallest λ provided by the `glmnet` package for computing (11). This λ denoted λ_{\min} is then used in the stability selection procedure proposed by Meinshausen and Bühlmann (2010) which guarantees the robustness of the selected variables. This latter approach can be described as follows. The vector \mathcal{Y} defined in (22) is randomly split into several subsamples of size $(p + 1)/2$, which corresponds to the half of the length of \mathcal{Y} . For each subsample, the LASSO criterion is applied with $\lambda = \lambda_{\min}$ and the indices i of the non null $\hat{\beta}_i$ are stored. Then, for a given threshold, we keep in the final set of selected variables only the variables appearing a number of times larger than this threshold. In practice, we generated 1000 subsamples of \mathcal{Y} .

Figure 7 displays the results obtained when applying this strategy to observations Y_1, \dots, Y_n satisfying the model defined by (1), (2) and (3) for $n = 1000$, $q = 1$, $p = 100$ and when only five coefficients β_i^* are not null. We can see from this figure that the positions of the non null coefficients are well retrieved for most of the thresholds and that the number of false positive is higher when the threshold is too low. Based on this figure, taking a threshold equal to 0.9 seems to achieve an interesting trade-off between false and true positives.

This choice is also confirmed by the results of Figure 8 which gives the means of selection frequencies for each position.

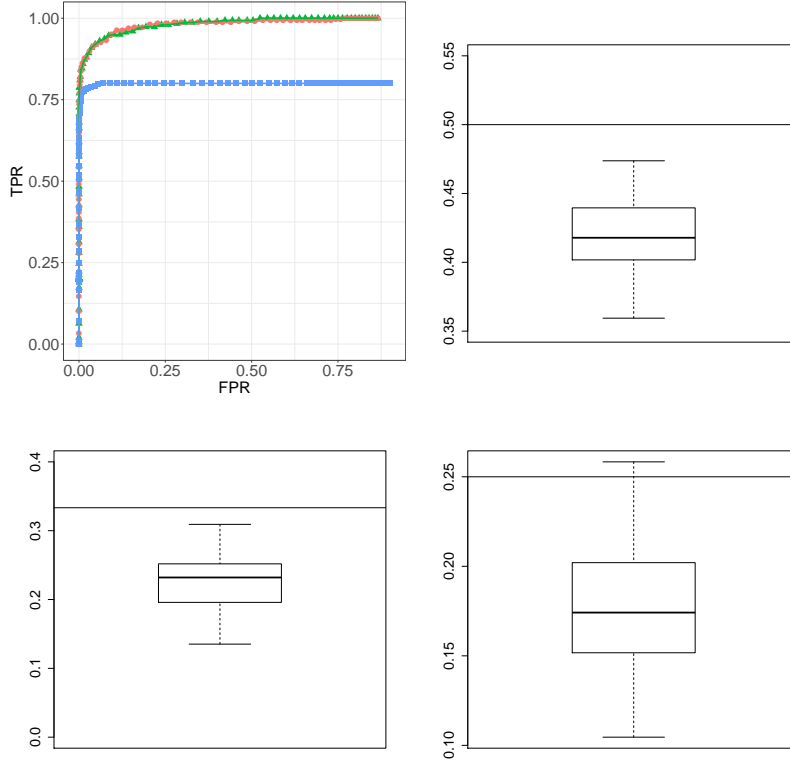


FIGURE 6. ROC curves for recovering the support of β^* in Model (2) with $q = 3$ (top left), boxplots for the estimation of γ_1^* (top right), γ_2^* (bottom left) and γ_3^* (bottom right) in the same model. The ROC curve when γ_1^* , γ_2^* and γ_3^* are known (resp. unknown) is in red (resp. green) and in the model where $\gamma_1^* = \gamma_2^* = \gamma_3^* = 0$ in blue. The horizontal lines correspond to the true values of the parameters.

3.2. Numerical performance. Figure 9 displays the means and standard errors of the computational times for our variable selection method. We can see from this figure that it takes only around 30 seconds to process observations Y_1, \dots, Y_n satisfying (1), (2) and (3) when $n = 1000$, $p = 100$, $q = 3$ and when the number of replications used in the stability selection step described in Section 3.1.3 is equal to 1000.

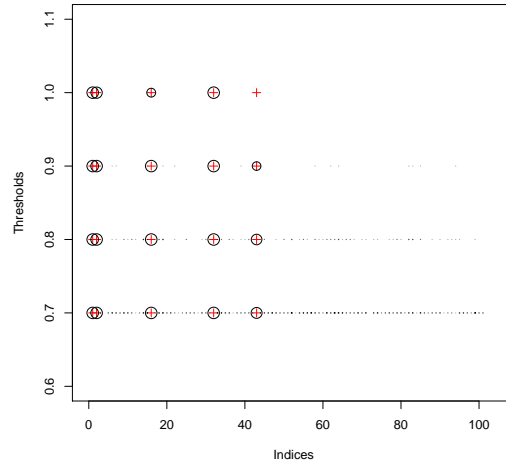


FIGURE 7. Means of the selection frequencies of the indices of the final estimator of β^* for different thresholds: 0.7, 0.8, 0.9 and 1 and based on 100 replications. The larger the size of circles the larger the frequency of considering the corresponding coefficients as non null. The positions of the non null values of β^* are displayed with red crosses.

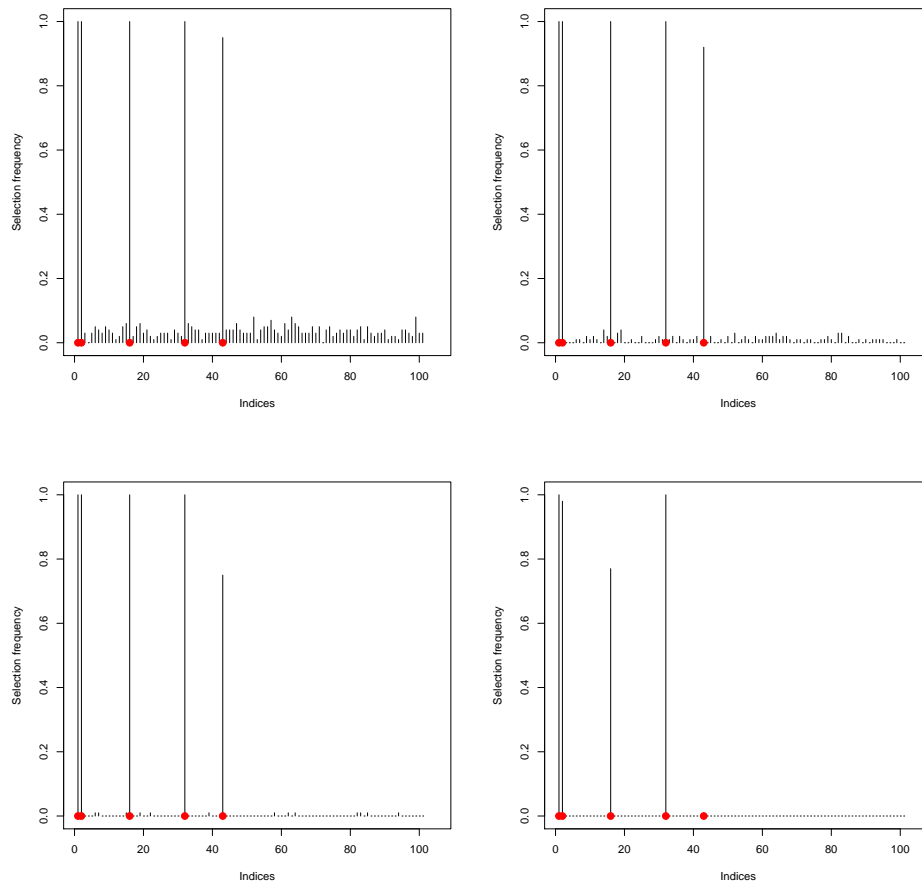


FIGURE 8. Means of the selection frequencies of the indices of the final estimator of β^* based on 100 replications for different thresholds: 0.7 (top left), 0.8 (top right), 0.9 (bottom left) and 1 (bottom right). The positions of the non null values of β^* are displayed with red plain circles.

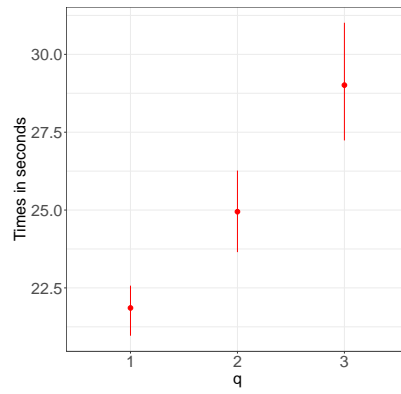


FIGURE 9. Means and standard errors of the computational times in seconds for our variable selection approach in the case where $n = 1000$, $p = 100$, $q = 1, 2$ and 3 .

4. PROOFS

4.1. Computation of the first and second derivatives of W_t defined in (5). The computations given below are similar to those provided in Davis et al. (2005) but are specific to the parametrization $\boldsymbol{\delta} = (\boldsymbol{\beta}', \boldsymbol{\gamma}')$ considered in this paper.

4.1.1. Computation of the first derivatives of W_t . By the definition of W_t given in (5), we get

$$\frac{\partial W_t}{\partial \boldsymbol{\delta}}(\boldsymbol{\delta}) = \frac{\partial \boldsymbol{\beta}' x_t}{\partial \boldsymbol{\delta}} + \frac{\partial Z_t}{\partial \boldsymbol{\delta}}(\boldsymbol{\delta}),$$

where $\boldsymbol{\beta}$, x_t and Z_t are defined in (5). More precisely, for all $k \in \{0, \dots, p\}$, $\ell \in \{1, \dots, q\}$ and $t \in \{1, \dots, n\}$, by (6),

$$\begin{aligned} \frac{\partial W_t}{\partial \beta_k} &= x_{t,k} + \frac{\partial Z_t}{\partial \beta_k} = x_{t,k} + \sum_{j=1}^{q \wedge (t-1)} \gamma_j \frac{\partial E_{t-j}}{\partial \beta_k} \\ (18) \quad &= x_{t,k} - \sum_{j=1}^{q \wedge (t-1)} \gamma_j Y_{t-j} \frac{\partial W_{t-j}}{\partial \beta_k} \exp(-W_{t-j}) = x_{t,k} - \sum_{j=1}^{q \wedge (t-1)} \gamma_j (1 + E_{t-j}) \frac{\partial W_{t-j}}{\partial \beta_k}, \end{aligned}$$

$$\begin{aligned} \frac{\partial W_t}{\partial \gamma_\ell} &= E_{t-\ell} + \sum_{j=1}^{q \wedge (t-1)} \gamma_j \frac{\partial E_{t-j}}{\partial \gamma_\ell} \\ (19) \quad &= E_{t-\ell} - \sum_{j=1}^{q \wedge (t-1)} \gamma_j Y_{t-j} \frac{\partial W_{t-j}}{\partial \gamma_\ell} \exp(-W_{t-j}) = E_{t-\ell} - \sum_{j=1}^{q \wedge (t-1)} \gamma_j (1 + E_{t-j}) \frac{\partial W_{t-j}}{\partial \gamma_\ell}, \end{aligned}$$

where we used that $E_t = 0$, $\forall t \leq 0$.

The first derivatives of W_t are thus obtained from the following recursive expressions. For all $k \in \{0, \dots, p\}$

$$\begin{aligned} \frac{\partial W_1}{\partial \beta_k} &= x_{1,k}, \\ \frac{\partial W_2}{\partial \beta_k} &= x_{2,k} - \gamma_1 (1 + E_1) \frac{\partial W_1}{\partial \beta_k}, \end{aligned}$$

where

$$(20) \quad W_1 = \boldsymbol{\beta}' x_1 \text{ and } E_1 = Y_1 \exp(-W_1) - 1.$$

Moreover,

$$\frac{\partial W_3}{\partial \beta_k} = x_{3,k} - \gamma_1 (1 + E_2) \frac{\partial W_2}{\partial \beta_k} - \gamma_2 (1 + E_1) \frac{\partial W_1}{\partial \beta_k},$$

where

$$(21) \quad W_2 = \boldsymbol{\beta}' x_2 + \gamma_1 E_1, \quad E_2 = Y_2 \exp(-W_2) - 1,$$

and so on. In the same way, for all $\ell \in \{1, \dots, q\}$

$$\begin{aligned}\frac{\partial W_1}{\partial \gamma_\ell} &= 0, \\ \frac{\partial W_2}{\partial \gamma_\ell} &= E_{2-\ell}, \\ \frac{\partial W_3}{\partial \gamma_\ell} &= E_{3-\ell} - \gamma_1(1 + E_2) \frac{\partial W_2}{\partial \gamma_\ell}\end{aligned}$$

and so on, where $E_t = 0, \forall t \leq 0$ and E_1, E_2 are defined in (20) and (21), respectively.

4.1.2. *Computation of the second derivatives of W_t .* Using (18) and (19), we get that for all $j, k \in \{0, \dots, p\}, \ell, m \in \{1, \dots, q\}$ and $t \in \{1, \dots, n\}$,

$$\begin{aligned}\frac{\partial^2 W_t}{\partial \beta_j \partial \beta_k} &= - \sum_{i=1}^{q \wedge (t-1)} \gamma_i (1 + E_{t-i}) \frac{\partial^2 W_{t-i}}{\partial \beta_j \partial \beta_k} - \sum_{i=1}^{q \wedge (t-1)} \gamma_i \frac{\partial E_{t-i}}{\partial \beta_j} \frac{\partial W_{t-i}}{\partial \beta_k} \\ &= - \sum_{i=1}^{q \wedge (t-1)} \gamma_i (1 + E_{t-i}) \frac{\partial^2 W_{t-i}}{\partial \beta_j \partial \beta_k} + \sum_{i=1}^{q \wedge (t-1)} \gamma_i (1 + E_{t-i}) \frac{\partial W_{t-i}}{\partial \beta_j} \frac{\partial W_{t-i}}{\partial \beta_k}, \\ \frac{\partial^2 W_t}{\partial \beta_k \partial \gamma_\ell} &= -(1 + E_{t-\ell}) \frac{\partial W_{t-\ell}}{\partial \beta_k} - \sum_{i=1}^{q \wedge (t-1)} \gamma_i \left\{ \frac{\partial W_{t-i}}{\partial \beta_k} \frac{\partial E_{t-i}}{\partial \gamma_\ell} + (1 + E_{t-i}) \frac{\partial^2 W_{t-i}}{\partial \beta_k \partial \gamma_\ell} \right\} \\ &= -(1 + E_{t-\ell}) \frac{\partial W_{t-\ell}}{\partial \beta_k} - \sum_{i=1}^{q \wedge (t-1)} \gamma_i \left\{ -(1 + E_{t-i}) \frac{\partial W_{t-i}}{\partial \beta_k} \frac{\partial W_{t-i}}{\partial \gamma_\ell} + (1 + E_{t-i}) \frac{\partial^2 W_{t-i}}{\partial \beta_k \partial \gamma_\ell} \right\}, \\ \frac{\partial^2 W_t}{\partial \gamma_\ell \partial \gamma_m} &= \frac{\partial E_{t-\ell}}{\partial \gamma_m} - (1 + E_{t-m}) \frac{\partial W_{t-m}}{\partial \gamma_\ell} - \sum_{i=1}^{q \wedge (t-1)} \gamma_i \left\{ \frac{\partial W_{t-i}}{\partial \gamma_\ell} \frac{\partial E_{t-i}}{\partial \gamma_m} + (1 + E_{t-i}) \frac{\partial^2 W_{t-i}}{\partial \gamma_\ell \partial \gamma_m} \right\} \\ &= -(1 + E_{t-\ell}) \frac{\partial W_{t-\ell}}{\partial \gamma_m} - (1 + E_{t-m}) \frac{\partial W_{t-m}}{\partial \gamma_\ell} \\ &\quad - \sum_{i=1}^{q \wedge (t-1)} \gamma_i \left\{ -(1 + E_{t-i}) \frac{\partial W_{t-i}}{\partial \gamma_\ell} \frac{\partial W_{t-i}}{\partial \gamma_m} + (1 + E_{t-i}) \frac{\partial^2 W_{t-i}}{\partial \gamma_\ell \partial \gamma_m} \right\}.\end{aligned}$$

To compute the second derivatives of W_t , we shall use the following recursive expressions for all $j, k \in \{0, \dots, p\}$

$$\begin{aligned}\frac{\partial^2 W_1}{\partial \beta_j \partial \beta_k} &= 0, \\ \frac{\partial^2 W_2}{\partial \beta_j \partial \beta_k} &= \gamma_1 (1 + E_1) x_{1,j} x_{1,k},\end{aligned}$$

where E_1 is defined in (20) and so on. Moreover, for all $k \in \{0, \dots, p\}$ and $\ell \in \{1, \dots, q\}$

$$\begin{aligned}\frac{\partial^2 W_1}{\partial \beta_k \partial \gamma_\ell} &= 0, \\ \frac{\partial^2 W_2}{\partial \beta_k \partial \gamma_\ell} &= -(1 + E_{2-\ell}) \frac{\partial W_{2-\ell}}{\partial \beta_k},\end{aligned}$$

where $E_t = 0$ for all $t \leq 0$ and the first derivatives of W_t are computed in (18). Note also that

$$\begin{aligned}\frac{\partial^2 W_1}{\partial \gamma_\ell \partial \gamma_m} &= 0, \\ \frac{\partial^2 W_2}{\partial \gamma_\ell \partial \gamma_m} &= 0\end{aligned}$$

and so on.

4.2. Computational details for obtaining Criterion (11). By (10),

$$\tilde{L}(\boldsymbol{\beta}) = \tilde{L}(\tilde{\boldsymbol{\beta}}) + \frac{\partial L}{\partial \boldsymbol{\beta}}(\tilde{\boldsymbol{\beta}}, \hat{\boldsymbol{\gamma}})U(\boldsymbol{\nu} - \tilde{\boldsymbol{\nu}}) - \frac{1}{2}(\boldsymbol{\nu} - \tilde{\boldsymbol{\nu}})' \Lambda (\boldsymbol{\nu} - \tilde{\boldsymbol{\nu}}),$$

where $\boldsymbol{\nu} - \tilde{\boldsymbol{\nu}} = U'(\boldsymbol{\beta} - \tilde{\boldsymbol{\beta}})$. Hence,

$$\begin{aligned}\tilde{L}(\boldsymbol{\beta}) &= \tilde{L}(\tilde{\boldsymbol{\beta}}) + \sum_{k=0}^p \left(\frac{\partial L}{\partial \boldsymbol{\beta}}(\tilde{\boldsymbol{\beta}}, \hat{\boldsymbol{\gamma}})U \right)_k (\nu_k - \tilde{\nu}_k) - \frac{1}{2} \sum_{k=0}^p \lambda_k (\nu_k - \tilde{\nu}_k)^2 \\ &= \tilde{L}(\tilde{\boldsymbol{\beta}}) - \frac{1}{2} \sum_{k=0}^p \lambda_k \left(\nu_k - \tilde{\nu}_k - \frac{1}{\lambda_k} \left(\frac{\partial L}{\partial \boldsymbol{\beta}}(\tilde{\boldsymbol{\beta}}, \hat{\boldsymbol{\gamma}})U \right)_k \right)^2 + \sum_{k=0}^p \frac{1}{2\lambda_k} \left(\frac{\partial L}{\partial \boldsymbol{\beta}}(\tilde{\boldsymbol{\beta}}, \hat{\boldsymbol{\gamma}})U \right)_k^2,\end{aligned}$$

where the λ_k 's are the diagonal terms of Λ .

Since the only term depending on $\boldsymbol{\beta}$ is the second one in the last expression of $\tilde{L}(\boldsymbol{\beta})$, we define $\tilde{L}_Q(\boldsymbol{\beta})$ appearing in Criterion (11) as follows:

$$\begin{aligned}-\tilde{L}_Q(\boldsymbol{\beta}) &= \frac{1}{2} \sum_{k=0}^p \lambda_k \left(\nu_k - \tilde{\nu}_k + \frac{1}{\lambda_k} \left(\frac{\partial L}{\partial \boldsymbol{\beta}}(\tilde{\boldsymbol{\beta}}, \hat{\boldsymbol{\gamma}})U \right)_k \right)^2 \\ &= \frac{1}{2} \left\| \Lambda^{1/2} \left(\boldsymbol{\nu} - \tilde{\boldsymbol{\nu}} + \Lambda^{-1} \left(\frac{\partial L}{\partial \boldsymbol{\beta}}(\tilde{\boldsymbol{\beta}}, \hat{\boldsymbol{\gamma}})U \right)' \right) \right\|_2^2 \\ &= \frac{1}{2} \left\| \Lambda^{1/2} U'(\boldsymbol{\beta} - \tilde{\boldsymbol{\beta}}) + \Lambda^{-1/2} U' \left(\frac{\partial L}{\partial \boldsymbol{\beta}}(\tilde{\boldsymbol{\beta}}, \hat{\boldsymbol{\gamma}}) \right)' \right\|_2^2 \\ &= \frac{1}{2} \left\| \Lambda^{1/2} U'(\tilde{\boldsymbol{\beta}} - \boldsymbol{\beta}) - \Lambda^{-1/2} U' \left(\frac{\partial L}{\partial \boldsymbol{\beta}}(\tilde{\boldsymbol{\beta}}, \hat{\boldsymbol{\gamma}}) \right)' \right\|_2^2 \\ &= \frac{1}{2} \|\mathcal{Y} - \mathcal{X}\boldsymbol{\beta}\|_2^2,\end{aligned}$$

where

$$(22) \quad \mathcal{Y} = \Lambda^{1/2} U' \tilde{\beta} - \Lambda^{-1/2} U' \left(\frac{\partial L}{\partial \beta}(\tilde{\beta}, \hat{\gamma}) \right)', \quad \mathcal{X} = \Lambda^{1/2} U'.$$

4.3. Proofs of Propositions 1, 2 and 3 and of Lemma 1. This section contains the proofs of Propositions 1, 2 and 3.

4.3.1. *Proof of Proposition 1.* We first establish the following lemma for proving Proposition 1.

Lemma 1. (W_t^*) is an aperiodic Markov process satisfying Doeblin's condition.

Proof of Lemma 1. By (14) and (3), we observe that:

$$(23) \quad W_t^* = (\beta_0^* - \gamma_1^*) + \gamma_1^* Y_{t-1} \exp(-W_{t-1}^*).$$

Thus, $\mathcal{F}_{t-2} = \mathcal{F}_{t-1}^{W^*} := \sigma(W_s, s \leq t-1)$. By (1), the distribution of Y_{t-1} conditionally to \mathcal{F}_{t-2} is $\mathcal{P}(\exp(W_{t-1}^*))$. Hence, the distribution of W_t^* conditionally to $\mathcal{F}_{t-1}^{W^*}$ is the same as distribution of W_t^* conditionally to W_{t-1}^* , which means that (W_t^*) has the Markov property.

Let us now prove that (W_t^*) is strongly aperiodic which implies that it is aperiodic.

$\mathbb{P}(W_t^* = \beta_0^* - \gamma_1^* | W_{t-1}^* = \beta_0^* - \gamma_1^*) = \mathbb{P}(Y_{t-1} = 0 | W_{t-1}^* = \beta_0^* - \gamma_1^*) = \exp(-\exp(\beta_0^* - \gamma_1^*)) > 0$, where the first equality comes from (23) and the last equality comes from (1) since $\mathcal{F}_{t-2} = \mathcal{F}_{t-1}^{W^*}$.

To prove that (W_t^*) satisfies Doeblin's condition namely that there exists a probability measure ν with the property that, for some $m \geq 1$, $\varepsilon > 0$ and $\delta > 0$,

$$(24) \quad \nu(B) > \varepsilon \implies \mathbb{P}(W_{t+m-1} \in B, W_{t+m-2} \in B, \dots, W_{t+1} \in B, W_t \in B | W_{t-1} = x) \geq \delta,$$

for all x in the state space X of W_t^* and B in the Borel sets of X , we refer the reader to the proof of Proposition 2 in Davis et al. (2003). □

Proof of Proposition 1. For proving Proposition 1, we shall use Theorems 1.3.3 and 1.3.5 of Taniguchi and Kakizawa (2012). In order to apply these theorems it is enough to prove that (W_t^*) is a strictly stationary and ergodic process since $Y_t W_t(\beta_0^*, \gamma_1) - \exp(W_t(\beta_0^*, \gamma_1))$ is a measurable function of $W_{t+1}^*, W_t^*, \dots, W_2^*$. Note that the latter fact comes from (14) and (3) for Y_t and from (5) with $q = 1$ and $p = 0$ for W_t .

In order to prove that (W_t^*) is a strictly stationary and ergodic process, we have first to prove that (W_t^*) is an aperiodic Markov process satisfying Doeblin's condition, see Lemma 1.

The statement of Lemma 1 corresponds to Assertion (iv) of Theorem 16.0.2 of Meyn and Tweedie (1993) which is equivalent to Assertion (i) of this theorem, and implies that (W_t^*) is uniformly ergodic.

Hence, by Definition (16.6) of uniform ergodicity given in Meyn and Tweedie (1993), there exists a unique stationary invariant measure for (W_t^*) , see also the paragraph below Equation (1.3) of Sandrić (2017) for an additional justification. Combining that existence

of a unique stationary invariant measure for (W_t^*) with the following arguments shows that (W_t^*) is a strictly stationary process and also an ergodic Markov process.

By Theorem 3.6.3, Corollary 3.6.1 and Definition 3.6.6 of Stout (1974), if the process (W_t^*) is started with its unique stationary invariant distribution, (W_t^*) is a strictly stationary process.

By Definition 3.6.8 of Stout (1974), the existence of a unique stationary invariant measure for (W_t^*) means that (W_t^*) is an ergodic Markov process, see also the paragraph below (b) (Sandrić, 2017, p. 717).

Finally, by Theorem 3.6.5 of Stout (1974), since (W_t^*) is an ergodic Markov process and a strictly stationary process, (W_t^*) is an ergodic and strictly stationary process in the sense of the assumption of Theorem 1.3.5 of Taniguchi and Kakizawa (2012). \square

4.3.2. *Proof of Proposition 2.* Note that for all γ_1 ,

$$\begin{aligned} \mathcal{L}(\gamma_1) &= \mathbb{E} [Y_3 W_3(\beta_0^*, \gamma_1) - \exp(W_3(\beta_0^*, \gamma_1))] = \mathbb{E} [\mathbb{E} [Y_3 W_3(\beta_0^*, \gamma_1) - \exp(W_3(\beta_0^*, \gamma_1)) | \mathcal{F}_2]] \\ &= \mathbb{E} [\exp(W_3^*) W_3(\beta_0^*, \gamma_1) - \exp(W_3(\beta_0^*, \gamma_1))] \\ &= \mathbb{E} [\exp(W_3^*) (W_3(\beta_0^*, \gamma_1) - W_3^* + W_3^* - \exp(W_3(\beta_0^*, \gamma_1) - W_3^*))] \\ &\leq \mathbb{E} [\exp(W_3^*) (W_3^* - 1)] = \mathcal{L}(\gamma_1^*), \end{aligned}$$

where the inequality comes from the following inequality $x - \exp(x) \leq -1$, for all $x \in \mathbb{R}$. This inequality is an equality only when $x = 0$ which means that $\gamma_1 = \gamma_1^*$.

4.3.3. *Proof of Proposition 3.* The proof of this proposition comes from Proposition 1 and the stochastic equicontinuity of $n^{-1}L(\beta_0^*, \gamma_1)$. Thus, it is enough to prove that there exists a positive δ such that

$$\sup_{|\gamma_1 - \gamma_2| \leq \delta} \left| \frac{L(\beta_0^*, \gamma_1)}{n} - \frac{L(\beta_0^*, \gamma_2)}{n} \right| \xrightarrow{p} 0, \text{ as } n \text{ tends to infinity.}$$

Observe that, by (15),

$$\begin{aligned} \left| \frac{L(\beta_0^*, \gamma_1)}{n} - \frac{L(\beta_0^*, \gamma_2)}{n} \right| &\leq \frac{1}{n} \sum_{t=1}^n Y_t |W_t(\beta_0^*, \gamma_1) - W_t(\beta_0^*, \gamma_2)| \\ &\quad + \frac{1}{n} \sum_{t=1}^n |\exp(W_t(\beta_0^*, \gamma_1)) - \exp(W_t(\beta_0^*, \gamma_2))|. \end{aligned}$$

Let us first focus on bounding the following expression for $t \geq 2$ (since $W_1(\beta_0^*, \gamma) = \beta_0^*$, for all γ). By (16)

$$\begin{aligned}
 |W_t(\beta_0^*, \gamma_1) - W_t(\beta_0^*, \gamma_2)| &= |Z_t(\gamma_1) - Z_t(\gamma_2)| = |\gamma_1 E_{t-1}(\gamma_1) - \gamma_2 E_{t-1}(\gamma_2)| \\
 &= |\gamma_1 [Y_{t-1} \exp(-W_{t-1}(\beta_0^*, \gamma_1)) - 1] - \gamma_2 [Y_{t-1} \exp(-W_{t-1}(\beta_0^*, \gamma_2)) - 1]| \\
 &= |Y_{t-1} e^{-\beta_0^*} [\gamma_1 \exp(-Z_{t-1}(\gamma_1)) - \gamma_2 \exp(-Z_{t-1}(\gamma_2))] + \gamma_2 - \gamma_1| \\
 &\leq Y_{t-1} e^{-\beta_0^*} [|\gamma_1 - \gamma_2| \exp(-Z_{t-1}(\gamma_1)) + |\gamma_2| |\exp(-Z_{t-1}(\gamma_1)) - \exp(-Z_{t-1}(\gamma_2))|] + |\gamma_2 - \gamma_1| \\
 &\leq Y_{t-1} e^{-\beta_0^*} |\gamma_1 - \gamma_2| \exp(-Z_{t-1}(\gamma_1)) \\
 &+ Y_{t-1} e^{-\beta_0^*} |\gamma_2| \exp(-Z_{t-1}(\gamma_1)) |Z_{t-1}(\gamma_1) - Z_{t-1}(\gamma_2)| \exp(|Z_{t-1}(\gamma_1) - Z_{t-1}(\gamma_2)|) \\
 &+ |\gamma_2 - \gamma_1|,
 \end{aligned}$$

where we used in the last inequality that for all x and y in \mathbb{R} ,

$$(25) \quad |e^x - e^y| = e^x |1 - e^{y-x}| \leq e^x |y - x| e^{|y-x|}.$$

Observing that

$$(26) \quad \exp(-Z_t(\gamma_1)) = \exp(-\gamma_1 [Y_{t-1} e^{-\beta_0^*} \exp(-Z_{t-1}(\gamma_1)) - 1]),$$

and $|Z_2(\gamma_1) - Z_2(\gamma_2)| \leq \delta [Y_1 e^{-\beta_0^*} + 1]$ we get, for γ_1 and γ_2 such that $|\gamma_1 - \gamma_2| \leq \delta$, that

$$(27) \quad |W_t(\beta_0^*, \gamma_1) - W_t(\beta_0^*, \gamma_2)| \leq \delta F(Y_{t-1}, Y_{t-2}, \dots, Y_1),$$

where F is a measurable function. By (25),

$$\begin{aligned}
 &|\exp(W_t(\beta_0^*, \gamma_1)) - \exp(W_t(\beta_0^*, \gamma_2))| \\
 &\leq \exp(W_t(\beta_0^*, \gamma_1)) |W_t(\beta_0^*, \gamma_1) - W_t(\beta_0^*, \gamma_2)| \exp(|W_t(\beta_0^*, \gamma_1) - W_t(\beta_0^*, \gamma_2)|) \\
 &\leq \delta G(Y_{t-1}, Y_{t-2}, \dots, Y_1)
 \end{aligned}$$

where the last inequality comes from (27), (26) and (16) and where G is a measurable function. Thus, we get that

$$\left| \frac{L(\beta_0^*, \gamma_1)}{n} - \frac{L(\beta_0^*, \gamma_2)}{n} \right| \leq \frac{\delta}{n} \sum_{t=1}^n H(Y_t, Y_{t-1}, \dots, Y_1),$$

which gives the result by using similar arguments as those given in the proof of Proposition 1 namely that (Y_t) is strictly stationary and ergodic. By Theorem 1.3.3 of Taniguchi and Kakizawa (2012), $H(Y_t, Y_{t-1}, \dots, Y_1)$ is strictly stationary and ergodic since (Y_t) has these properties. Thus, $\mathbb{E}[|H(Y_t, Y_{t-1}, \dots, Y_1)|] < \infty$, which concludes the proof by Theorem 1.3.5 of Taniguchi and Kakizawa (2012).

REFERENCES

- Al-Osh, M. and A. A. Alzaid (1988). Integer-valued moving average (INMA) process. *Statistical Papers* 29(1), 281–300.
- Brännäs, K. and A. M. M. S. Quoreshi (2010). Integer-valued moving average modelling of the number of transactions in stocks. *Applied Financial Economics* 20(18), 1429–1440.

- Cox, D. R., G. Gudmundsson, G. Lindgren, L. Bondesson, E. Harsaae, P. Laake, K. Juselius, and S. L. Lauritzen (1981). Statistical analysis of time series: Some recent developments [with discussion and reply]. Scandinavian Journal of Statistics 8(2), 93–115.
- Davis, R. A., W. T. M. Dunsmuir, and S. B. Streett (2003). Observation-driven models for Poisson counts. Biometrika 90(4), 777–790.
- Davis, R. A., W. T. M. Dunsmuir, and S. B. Streett (2005). Maximum likelihood estimation for an observation driven model for Poisson counts. Methodology and Computing in Applied Probability 7(2), 149–159.
- Davis, R. A., W. T. M. Dunsmuir, and Y. Wang (1999). Modeling time series of count data. Statistics Textbooks and Monographs 158, 63–114.
- Davis, R. A., S. H. Holan, R. Lund, and N. Ravishanker (Eds.) (2016). Handbook of discrete-valued time series. Chapman & Hall/CRC Handbooks of Modern Statistical Methods. CRC Press, Boca Raton, FL.
- Dunsmuir, W. T. M. (2015). Generalized Linear Autoregressive Moving Average Models, Chapter 3. CRC Press.
- Dunsmuir, W. T. M. and D. Scott (2015). The glarma package for observation-driven time series regression of counts. Journal of Statistical Software, Articles 67(7), 1–36.
- Enciso-Mora, V., P. Neal, and T. Subba Rao (2009). Efficient order selection algorithms for integer-valued ARMA processes. Journal of Time Series Analysis 30(1), 1–18.
- Fokianos, K., A. Rahbek, and D. Tjøstheim (2009). Poisson autoregression. Journal of the American Statistical Association 104(488), 1430–1439.
- Fokianos, K. and D. Tjøstheim (2012). Nonlinear poisson autoregression. Annals of the Institute of Statistical Mathematics 64(6), 1205–1225.
- Fokianos, K. and D. Tjøstheim (2011). Log-linear poisson autoregression. Journal of Multivariate Analysis 102(3), 563 – 578.
- Friedman, J., T. Hastie, and R. Tibshirani (2010). Regularization paths for generalized linear models via coordinate descent. Journal of Statistical Software 33(1), 1–22.
- Jung, R. C. and R. Liesenfeld (2001). Estimating time series models for count data using efficient importance sampling. AStA Advances in Statistical Analysis 4(85), 387–407.
- McKenzie, E. (1985). Some simple models for discrete variate time series. Journal of the American Water Resources Association 21(4), 645–650.
- Meinshausen, N. and P. Bühlmann (2010). Stability selection. Journal of the Royal Statistical Society: Series B (Statistical Methodology) 72(4), 417–473.
- Meyn, S. and R. Tweedie (1993). Markov Chains and Stochastic Stability. Springer-Verlag, London.
- Neal, P. and T. Subba Rao (2007). MCMC for integer-valued ARMA processes. Journal of Time Series Analysis 28(1), 92–110.
- Sandrić, N. (2017). A note on the Birkhoff ergodic theorem. Results in Mathematics 72(1), 715–730.
- Souza, J. B. d., V. A. Reisen, J. M. Santos, and G. C. Franco (2014). Principal components and generalized linear modeling in the correlation between hospital admissions and air pollution. Revista de Saúde Pública 48, 451 – 458.

- Stout, W. (1974). Almost sure convergence. Probability and mathematical statistics. Academic Press.
- Taniguchi, M. and Y. Kakizawa (2012). Asymptotic theory of statistical inference for time series. Springer Science & Business Media.
- Thorne, T. (2018). Approximate inference of gene regulatory network models from RNA-Seq time series data. BMC Bioinformatics 19(1), 127.
- Weiss, C. (2018). An Introduction to Discrete-Valued Time Series. John Wiley & Sons Ltd.
- Zeger, S. L. and B. Qaqish (1988). Markov regression models for time series: A quasi-likelihood approach. Biometrics 44(4), 1019–1031.

UMR MIA-PARIS, AGROPARISTECH, INRA, UNIVERSITÉ PARIS-SACLAY, 75005, PARIS, FRANCE
E-mail address: `celine.levy-leduc@agroparistech.fr`

UMR MIA-PARIS, AGROPARISTECH, INRA, UNIVERSITÉ PARIS-SACLAY, 75005, PARIS, FRANCE
E-mail address: `sarah.ouadah@agroparistech.fr`

UMR MIA-PARIS, AGROPARISTECH, INRA, UNIVERSITÉ PARIS-SACLAY, 75005, PARIS, FRANCE
E-mail address: `laure.sansonnet@agroparistech.fr`