

Depinning dynamics of two-dimensional dusty plasmas on a one-dimensional periodic substrate

W. Li¹, K. Wang¹, C. Reichhardt², C. J. O. Reichhardt², M. S. Murillo³, and Yan Feng^{1*}

¹ *Center for Soft Condensed Matter Physics and Interdisciplinary Research,
School of Physical Science and Technology,
Soochow University, Suzhou 215006, China*

² *Theoretical Division, Los Alamos National Laboratory,
Los Alamos, New Mexico 87545, USA*

³ *Department of Computational Mathematics,
Science and Engineering, Michigan State University,
East Lansing, Michigan 48824, USA*

* E-mail: fengyan@suda.edu.cn

(Dated: February 2, 2022)

We investigate the depinning dynamics of two-dimensional dusty plasmas (2DDP) driven over one-dimensional periodic substrates (1DPS) using Langevin dynamical simulations. We find that, for a specific range of substrate strengths, as the external driving force increases from zero, there are three different states, which are the pinned, the disordered plastic flow, and the moving ordered states, respectively. These three states are clearly observed using different diagnostics, including the collective drift velocity, static structural measures, the particle trajectories, the mean-squared displacements, and the kinetic temperature. We compare the observed depinning dynamics here with the depinning dynamics in other systems.

I. INTRODUCTION

There are a wide variety of particle-like systems that, when coupled to some form of underlying substrates, exhibit depinning under an applied drive [1]. These include vortices in type-II superconductors [2–5], colloids [6–8], Wigner crystals [9, 10], and pattern forming systems [11, 12]. For collections of interacting particles, the depinning can be either elastic [1, 13], in which all the particles maintain the same neighbors and retain topological order during depinning, or plastic, where neighbors exchange with each other and topological disorder can be generated [1, 14]. For systems that exhibit plastic depinning, at higher drives beyond depinning, further transitions can occur from a plastically moving state into a moving crystal [3–5, 15] or moving smectic state [4, 5, 16, 17] which are associated with the emergence of hexatic ordering.

Another class of system that can be modeled as an assembly of interacting particles is complex or dusty plasmas [18–26], which refer to a partially ionized gas containing highly charged micron-sized dust particles. Under typical laboratory conditions, these dust particles are negatively charged to $\approx -10^4 e$, so that they are strongly coupled, exhibiting collective solidlike [25, 27] and liquidlike [28, 29] behaviors. These dust particles can be levitated and confined in the plasma sheath by an electric field, so that they can self-organize into a single-layer suspension with the negligible out-of-plane motion, called a two-dimensional dusty plasma (2DDP) [30]. Although dusty plasmas have been studied for about two decades, it was only recently proposed to couple a dusty plasma to a one-dimensional periodic substrate (1DPS) [31, 32]. Distinct features in the phonon spectra [31] and self-diffusion [32], as well as the melting transitions [32], ap-

pear in the presence of the substrate which are absent in a substrate-free 2DDP system.

A natural next question to address is whether dusty plasmas also exhibit a depinning transition under an applied drive. Building upon our previous work on dusty plasmas coupled to 1DPS [31, 32], here we study the driven dynamics of dusty plasmas coupled to 1DPS for varied substrate coupling and drives. We find that this system exhibits plastic depinning, with a disordered mixing of the particles at the depinning threshold correlated with the proliferation of non-sixfold coordinated particles. At the highest drives, the system dynamically reorders into a moving triangular crystal with the hexagonal symmetry, and interestingly the moving structure is more ordered than the system with pinning at zero drive. For weaker substrate strengths, the depinning is continuous, but for stronger substrates the depinning is a discontinuous transition. This is in contrast to the depinning of overdamped particles on a 1D substrate where the depinning threshold is always continuous. The crossover to discontinuous depinning is consistent with predictions for the depinning of systems in which inertial or overshoot effects are important [33]. Our results indicate that dusty plasmas represent another class of system that can exhibit depinning and nonequilibrium driven sliding phases when coupled to a periodic substrate.

This paper is organized as follows. In Sec. II, we briefly introduce our Langevin dynamical simulation method to mimic 2DDP interacting with 1DPS and a driving force. In Sec. III, we present our results on the structural and dynamical properties, as functions of the external driving force. Finally, we provide a brief summary.

II. SIMULATION METHOD

Two-dimensional dusty plasmas systems are usually characterized using the coupling parameter Γ and the screening parameter κ [34, 35]. Here,

$$\Gamma = Q^2/(4\pi\epsilon_0 a k_B T), \quad (1)$$

where Q is the particle charge, T is the particle kinetic temperature, $a = (n\pi)^{-1}$ is the Wigner-Seitz radius [36], and n is the areal number density. The screening parameter $\kappa = a/\lambda_D$ indicates the length scale of the space occupied by one dust particle over the Debye screening length λ_D . In addition to the value of a , we use the lattice constant b to normalize the length. For a 2D defect-free triangular lattice, $b = 1.9046a$.

We use Langevin dynamical simulations to study the depinning dynamics of 2DDP on a 1DPS with external driving force. The equation of motion for dust particle i is

$$m\ddot{\mathbf{r}}_i = -\nabla\Sigma\phi_{ij} - \nu m\dot{\mathbf{r}}_i + \xi_i(t) + \mathbf{F}_s + \mathbf{F}_d. \quad (2)$$

Here, the particle-particle interaction force, given by a Yukawa or screened Coulomb potential, is $-\nabla\Sigma\phi_{ij}$, with $\phi_{ij} = Q^2\exp(-r_{ij}/\lambda_D)/4\pi\epsilon_0 r_{ij}$, where r_{ij} is the distance between particles i and j , and $-\nu m\dot{\mathbf{r}}_i$ is the frictional gas drag [37]. The Langevin random kicks term $\xi_i(t)$ is assumed to have a Gaussian distribution with a width that is related to the desired target temperature, according to the fluctuation-dissipation theorem [25, 38, 39]. The force \mathbf{F}_s comes from the 1DPS, as shown in Fig. 1, which has the sinusoidal form

$$U(x) = U_0 \cos(2\pi x/w). \quad (3)$$

The resulting force is $\mathbf{F}_s = -\frac{\partial U(x)}{\partial x}\hat{\mathbf{x}} = (2\pi U_0/w)\sin(2\pi x/w)\hat{\mathbf{x}}$. Here, U_0 is the substrate strength in units of $E_0 = Q^2/4\pi\epsilon_0 a$ and w is the width of the substrate in units of b , respectively. The last term on the right-hand side of Eq. (2) $\mathbf{F}_d = F_d\hat{\mathbf{x}}$ is the applied external driving force, in units of $Q^2/4\pi\epsilon_0 a^2$.

Our simulation includes 1024 particles in a rectangular box of dimensions $61.1a \times 52.9a$ with the periodic boundary conditions. We fix $\Gamma = 1000$ and $\kappa = 2$ as the conditions of 2DDP to reduce the effect of temperature on the depinning behavior, since the melting point of 2DDP is $\Gamma = 396$ when $\kappa = 2$ [40]. Since the simulated size is $61.1a \approx 32.07b$ in the x direction, we choose $w = 1.002b$ corresponding to 32 full potential wells to satisfy the periodic boundary conditions. For the substrate strength, we specify three values of $U_0 = 0.0025E_0$, $0.005E_0$, and $0.01E_0$, where the unit is $E_0 = Q^2/4\pi\epsilon_0 a$. We increase the external driving force F_d along the horizontal direction x and measure the drift velocity $V_x = N^{-1} \langle \sum_{i=1}^N \mathbf{v}_i \cdot \hat{\mathbf{x}} \rangle$, where N is the number of particles, at each driving force increment.

For each simulation run, we integrate Eq. (2) to record the particle positions and velocities in 10^7 simulation

steps using a time step of $0.003\omega_{pd}^{-1}$ for the latter data analysis. Here, $\omega_{pd} = (Q^2/2\pi\epsilon_0 ma^3)^{1/2}$ is the nominal dusty plasma frequency. We specify the frictional gas damping as $\nu/\omega_{pd} = 0.027$, comparable to typical dusty plasma experiments [30]. Other simulation details are the same as those in [31, 32]. In addition, we also perform a few test runs for a larger system size of $N = 4096$ dust particles, and we do not find any substantial differences in the results reported here.

III. RESULTS AND DISCUSSIONS

A. Pinning and depinning

Snapshots of particle positions from our simulations present the particle distribution of the 2DDP on the 1DPS for typical values of the external driving force F_d , as shown in Fig. 1. Here, the conditions of the 2DDP and 1DPS are fixed, where $\Gamma = 1000$, $\kappa = 2$, $U_0 = 0.005E_0$ and $w = 1.002b$. The only modified variable is the driving force, which is $F_d = 0$, 0.007 , and 0.02 for Figs. 1(a), (b), and (c), respectively.

When there is no external driving force, all particles are pinned at the bottom of each potential well of the substrate, forming several 1D or quasi-1D chains, as shown in Fig. 1(a). Similar results have been reported in [31, 32]. Figure 1(b) presents the particle distribution with the external driving force of $F_d = 0.007$. The particle distribution is strongly disordered, which is independent of the locations of the substrate potential wells. We attribute this result to the competition between the external driving force and the constraint imposed by the 1DPS, and probably only some particles can overcome the constraint from the 1DPS. Figure 1(c) presents the particle distribution with the external driving force of $F_d = 0.02$. The particles are arranged in a nearly triangular lattice, which is probably due to the fact that the external driving force is large enough to totally move all particles across the constraint of 1DPS as a whole object. Thus, the particle arrangement is independent of the 1DPS when the external driving force is large enough.

In Fig. 2(a) we plot the collective drift velocity V_x versus the applied driving force F_d , while in Fig. 2(b) we show the corresponding fraction of sixfold coordinated particles P_6 versus F_d for four different values of U_0 . Here, V_x is the collective drift velocity along the direction of the driving force, $V_x = N_d^{-1} \langle \sum_{i=1}^{N_d} \mathbf{v}_i \cdot \hat{\mathbf{x}} \rangle$, while the fraction of sixfold coordinated particles P_6 is obtained [41] from $P_6 = N_d^{-1} \langle \sum_{i=1}^{N_d} \delta(6 - z_i) \rangle$, where z_i is the coordination number of particle i obtained from the Voronoi construction. For a perfect triangular lattice, $P_6 = 1.0$, while the value of P_6 is reduced in a more disordered system.

For the intermediate substrate strengths of $U_0 = 0.0025E_0$ and $0.005E_0$, we find evidence for three dynamic phases, each of which has characteristic signatures

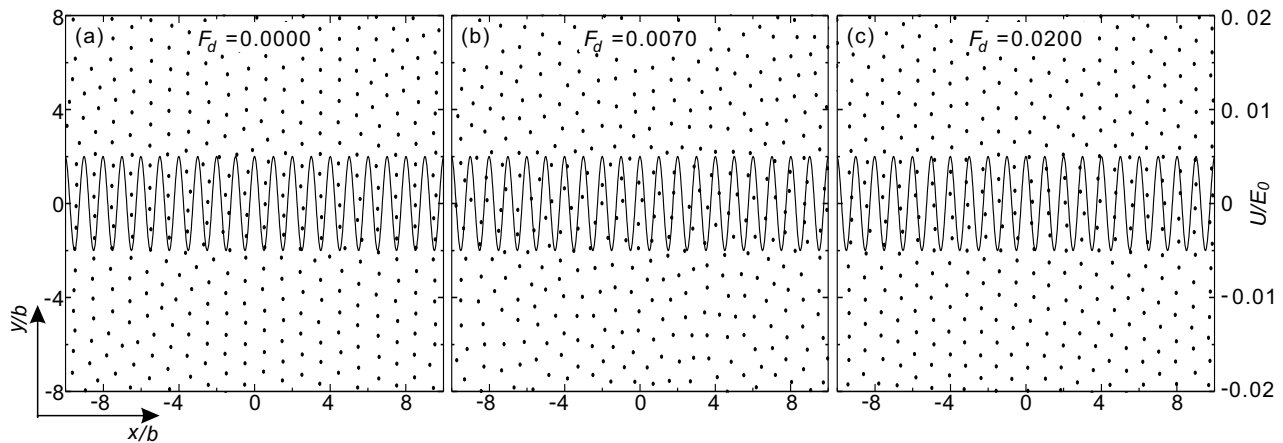


FIG. 1: Snapshots of particle positions (dots) and the locations of the 1DPS (curve) in a 2D Yukawa crystal with $\Gamma = 1000$ and $\kappa = 2$ under different external driving forces for systems with the 1DPS $U(x) = U_0 \cos(2\pi x/w)$ of strength $U_0 = 0.005E_0$ and period $w = 1.002b$. (a) At $F_d = 0$, all particles are pinned at the bottom of each substrate potential well, forming a pinned state composed of 1D or quasi-1D chains. (b) At $F_d = 0.007$, the particle distribution is disordered, which is independent of the spatial distribution of the potential wells. (c) At $F_d = 0.02$, the particles are distributed nearly in a triangular lattice, which is also independent of the spatial distribution of the potential wells.

in both V_x and P_6 . The first state appears for small drives, when the driving force is small and the collective drift velocity is nearly zero. In this pinned state [1], the external driving force is not large enough to overcome the attraction of the substrate, so all particles remain nearly stationary around their original equilibrium locations and the lattice structure is still highly ordered, as shown in Fig. 1(a). At very large drives, $F_d > 0.01$, the collective drift velocity increases linearly with F_d , as shown in Fig. 2(a), and the structure is highly ordered, as indicated by the fact that $P_6 > 0.8$ in Fig. 2(b). In this moving ordered state [1], the external driving force is so large that all of the particles move over the 1DPS as a stiff solid object, as illustrated in Fig. 1(c). For intermediate drives of $0.004 < F_d < 0.007$ for $U_0 = 0.005E_0$ or $0.002 < F_d < 0.006$ for $U_0 = 0.0025E_0$, the collective drift velocity increases relatively steeply, as shown in Fig. 2(a), and the structure is more disordered, as indicated by the low value of P_6 in Fig. 2(b). This is the typical disordered plastic flow state [1]. A jump in V_x can arise at the transitions either because more particles begin moving suddenly, or because there is a change from a disordered plastic flow state or a pinned state to a moving ordered state. These dynamic phases have not been observed previously in dusty plasmas, although they are similar to results reported for colloids driven over a 1DPS [41] and to phases that have been found in other systems [3, 42–44].

The existence of three dynamical states depends on the value of the substrate strength. For extremely strong substrates, such as $U_0 = 0.01E_0$, the disordered plastic flow state is destroyed and the particles undergo an abrupt depinning transition directly into a moving ordered state, as shown by the rapid increase in both V_x and P_6 in Fig. 2. If the substrate is absent, as shown for

$U_0 = 0$ in Fig. 2, the drift velocity always increases linearly with F_d and the structure is always highly ordered, so that only the moving ordered state exists.

From our results of Fig. 2 above, it is clear that the depinning is continuous for weaker substrate strengths. However, for stronger substrates, the depinning is a discontinuous transition. This feature is completely different from the depinning of overdamped colloidal particles on a 1D substrate, where the depinning threshold is always continuous. In [33], it is predicted that the inertial or overshoot effects are important in the depinning dynamics. Our observation of a discontinuous depinning here is consistent with the prediction in [33]. For our simulated 2DDPs, the existence of the inertial term, as well as the underdamped motion of particles, modifies the depinning behavior and produces the discontinuity.

Regardless of the value of the substrate strength, for sufficiently large driving forces, the collective drift velocity increases linearly with the driving force at a fixed slope, as shown in Fig. 2(a). In our simulated 2DDP, the gas damping is specified as $\nu = 0.027\omega_{pd}$, in agreement with typical experimental values [38]. In the moving ordered state, the particles reach a steady state velocity, in which the driving force is balanced by the frictional gas drag, $\mathbf{F}_d = -\nu m \dot{\mathbf{r}}_i$. The relative motion of particles with respect to each other is negligible compared to the collective drift motion, so the speed of each individual particle is nearly identical to the collective drift velocity, $\dot{\mathbf{r}}_i \approx V_x \hat{\mathbf{x}}$. Thus, in the moving ordered state, the slope of the drift velocity V_x as a function of driving force F_d is given by $F_d/V_x = -\nu m \dot{\mathbf{r}}_i / V_x \cdot \hat{\mathbf{x}} = -m\nu$, meaning that it is purely determined by the gas damping value in our simulations.

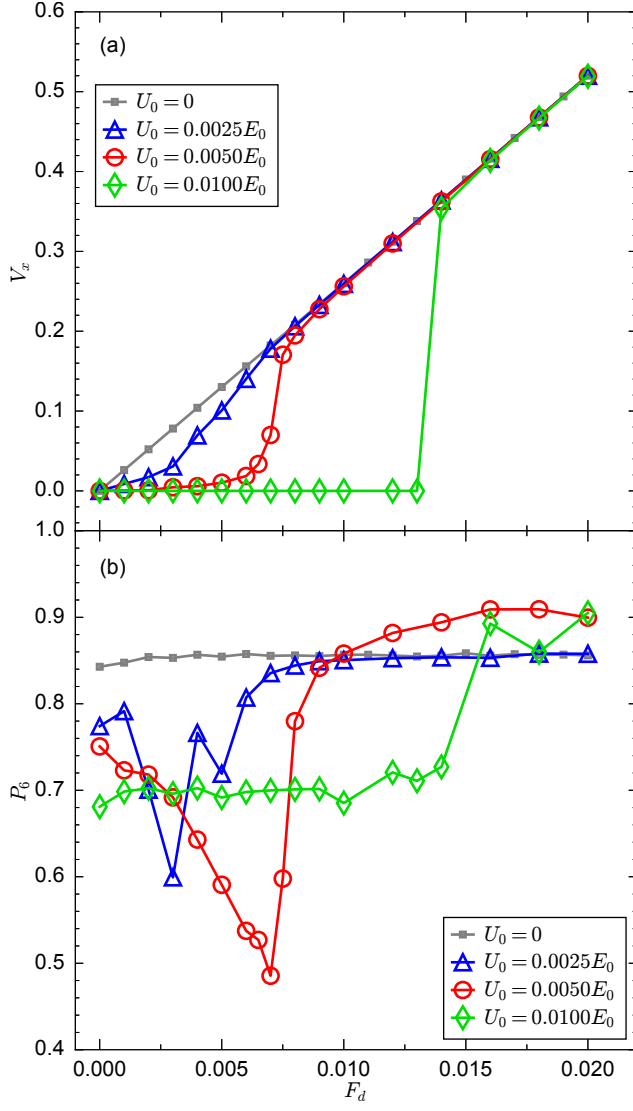


FIG. 2: (a) The collective drift velocity V_x vs external driving force F_d for substrate strengths $U_0 = 0.0025E_0$, $0.005E_0$, and $0.01E_0$, respectively. (b) The corresponding fraction of sixfold coordinated particles [41] P_6 vs F_d for the same substrate strengths. As F_d increases from zero, for the $U_0 = 0.0025E_0$ and $U_0 = 0.005E_0$ samples we observe three states: pinned, disordered plastic flow, and a moving ordered lattice. For comparison, the lines with small squares indicate the response for particles sliding freely without a substrate, $U_0 = 0$.

B. Three phases from various diagnostics

To further verify the structural measurement results of P_6 in Fig. 2(b), we image the locations of the particles and calculate the 2D distribution function G_{xy} , as shown in Fig. 3 for a system with $U_0 = 0.005E_0$. In Fig. 3(a, d) at $F_d = 0$, most of the particles have six nearest neighbors, and G_{xy} shows strong ordering, consistent with the high value of P_6 found in Fig. 2(b) for the pinned state. At $F_d = 0.007$ in Fig. 3(b, e), both

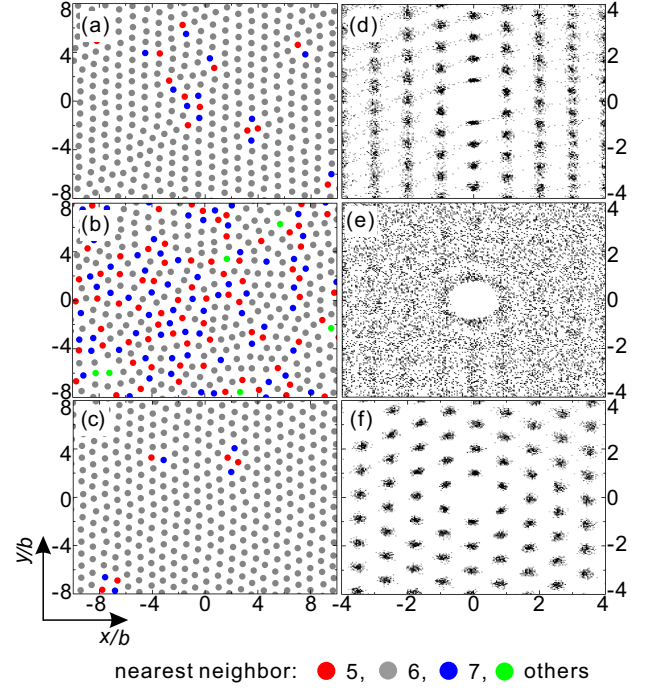


FIG. 3: Particle configurations (left column) and 2D distribution functions G_{xy} (right column) for the 2DDP system with $\Gamma = 1000$ and $\kappa = 2$ on a 1DPS with $U_0 = 0.005E_0$ at drives of (a, d) $F_d = 0$ in the pinned state, (b, e) $F_d = 0.007$ in the disordered plastic flow state, and (c, f) $F_d = 0.02$ in the moving ordered state. In the left column, particles are colored according to their coordination number of neighbors as marked in the legend at the bottom.

the particle configuration and G_{xy} indicate strong disordering of the particle positions. There are also a large number of particles that do not have six neighbors, as shown in Fig. 3(b). This agrees well with the low value of P_6 in Fig. 2(b) for the disordered plastic flow state. When $F_d = 0.02$, as in Fig. 3(c, f), the particle configuration is ordered again, most particles have six nearest neighbors, and G_{xy} clearly shows strong ordering, which is again consistent with the high value of P_6 in Fig. 2(b) in the moving ordered state. The structure of the moving ordered state is more ordered than that of the pinned state at zero driving.

We next consider the particle trajectories in each of the three dynamical phases. In Fig. 4 we illustrate typical trajectories of the simulated 2DDP (with $\Gamma = 1000$ and $\kappa = 2$) on a 1DPS with $U_0 = 0.005E_0$ at $F_d = 0$ in the pinned state, $F_d = 0.007$ in the disordered plastic flow state, and $F_d = 0.02$ in the moving ordered state, respectively. Color represents time, and only $\approx 4\%$ of the simulated region and $\approx 0.5\%$ of the simulation duration are shown here. In the pinned state of Fig. 4(a), all of the particles are trapped at their equilibrium locations and can only undergo the caged motion, with no particles able to escape from its cage or potential well. In the disordered plastic flow state of Fig. 4(b), the par-

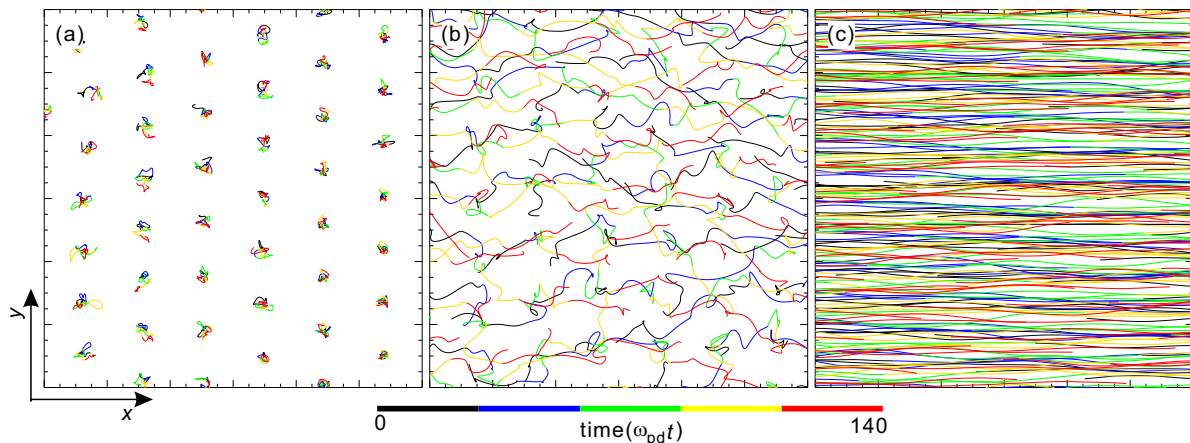


FIG. 4: Typical particle trajectories from the simulated 2DDP for the same conditions as in Fig. 3 under different constant external driving forces. (a) At $F_d = 0$ in the pinned state, all of the particles are pinned around their equilibrium locations and undergo only the caged motion. (b) At $F_d = 0.007$ in the disordered plastic flow state, some of the particles can escape from the cages and move out of the potential minima. These particles immediately become trapped in new cages or potential wells, from which they can once again escape, resulting in trajectories that are disordered along both the x and y directions. (c) At $F_d = 0.02$ in the moving ordered state, the driving force is so large that the particles can easily cross over the potential barriers. As a result, the particles move predominantly parallel to the driving direction (the x direction), with negligible motion in the y direction. These trajectories are obtained from $\approx 4\%$ of the simulation box over a time period representing $\approx 0.5\%$ of the full duration of the simulation.

ticle trajectories are very disordered. At one instant in time, some particles are moving rapidly while other particles remain stationary, but at a later time, the particles switch roles, so that some of the moving particles are now stationary while some of the trapped particles are now moving. The particles do not move strictly along the driving or x direction, but also undergo considerable motion in the perpendicular or y direction. This is a consequence of the importance of the particle-particle interactions. In order for one particle to escape from a substrate potential well, its neighboring particle inside the same potential well must shift out of the way by moving along the y direction, parallel to the orientation of the substrate minimum, as shown in Fig. 4(b). In the moving ordered state of Fig. 4(c), the external driving force is large enough that all of the particles can easily cross the potential barriers simultaneously, allowing each particle to maintain the same neighbors as it moves [45]. The trajectories clearly indicate that all of the particles move almost completely parallel to the driving force direction, with negligible motion in the perpendicular or y direction.

As described above, in our simulations of 2DDP over 1DPS, when the driving force increases, we observe three phases: the pinned state, the disordered plastic flow state, and the moving ordered state. Similar phases were also observed in other physical systems or theoretical models [3, 46, 47]. Based on 2D simulations of vortex lattices [3], Koshelev and Vinokur mapped out the dynamical phase diagram of the vortex system, which contains a pinning phase, a plastic flow phase, and a moving crystal. Using 2D simulations of colloids [46], Reichhardt and Olson found three dynamical phases consisting of pinned,

plastic flow, and elastic flow. From 2D simulations of a phase-field-crystal model [47], Granato et al. obtained a dynamical phase diagram containing a pinned amorphous glass, plastic flow, and a moving smectic glass.

C. Dynamical properties of different directions

To study the dynamical properties of 2DDP on 1DPS perpendicular to the external driving force, we calculated the mean-squared displacement due to motion in the y direction only (YMSD), as described in Ref. [32]. Figure 5 shows the YMSD for the same sample from Fig. 3 at $F_d = 0, 0.007$, and 0.02 , respectively. For the longer time diffusive motion, the MSD can be fit to the expression $\text{MSD} = Dt^\alpha$, where the exponent α reflects the diffusion properties. A value $\alpha = 1$ indicates that normal diffusion is occurring, while $\alpha > 1$ and $\alpha < 1$ correspond to super- and subdiffusion, respectively. We find that the pinned and moving ordered states have nearly the same YMSD behavior, while the YMSD for the disordered plastic flow state is completely different. As the external driving force increases from zero, the YMSD first increases and then decreases, both for the initial ballistic motion [48] and for the later diffusive motion. We fit the YMSD for the later diffusive motion to $\text{YMSD} = Dt^\alpha$ for the time interval $100 < \omega_{pd}t < 990$, and obtain exponents of $\alpha = 0.45$ in the pinned state, $\alpha = 1.01$ in the disordered plastic flow state, and $\alpha = 0.48$ in the moving ordered state, as shown in Fig. 5. Clearly, in the pinned and moving ordered states, the particles undergo the subdiffusive motion in the y direction, while in the disordered plastic flow state, the particle motion along y

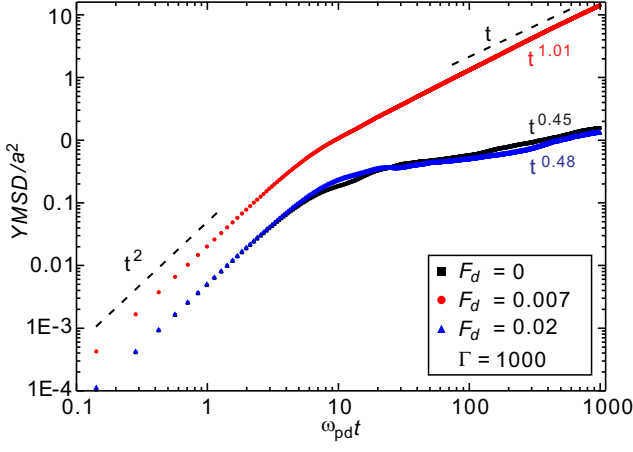


FIG. 5: Mean-squared displacement (MSD) calculated from the motion in the y direction, marked as YMSD here, for the simulated 2DDP under the same conditions as in Fig. 3 at different constant external driving forces of $F_d = 0.0$ (squares), 0.007 (circles), and 0.02 (triangles). For both the initial ballistic motion at early times and the later diffusive motion at longer times, we find that, as the driving force increases from zero, the YMSD always increases first and then decreases again. Furthermore, for the later diffusive motion at $F_d = 0.007$ in the disordered plastic flow state, we find $YMSD \propto t^{1.01}$. This behavior is distinct from that found in the pinned state, $YMSD \propto t^{0.45}$, and in the moving ordered state, $YMSD \propto t^{0.48}$. The simulation conditions of our 2D Yukawa crystal are $\Gamma = 1000$ and $\kappa = 2$.

is nearly the normal diffusion. For both the pinned and moving ordered states, the y -direction motion of the particles is constrained by the neighboring particles in the lattice, while in the plastic flow state, the lattice is disordered and this constraint is lost, permitting the particles to move more freely along the y direction.

We plot the kinetic temperatures $k_B T_x$ and $k_B T_y$, calculated from the motion in the x and y directions for the same system as in Fig. 3, as functions of F_d in Fig. 6. To obtain these kinetic temperatures, we use the equation $k_B T = m \langle \sum_{i=1}^N (\mathbf{v}_i - \bar{\mathbf{v}})^2 \rangle / 2$, where the collective drift velocity $\bar{\mathbf{v}}$ is removed. As the external force increases from zero, both $k_B T_x$ and $k_B T_y$ increase substantially, and then decrease back to low values. The initial increase occurs as the system transits from the pinned state to the disordered plastic flow state, while the decrease is associated with the transition from the disordered plastic flow state to the moving ordered state. In the disordered plastic flow state we find an anisotropic kinetic temperature with $k_B T_x > k_B T_y$, as shown in Fig. 6. This is likely due to the fact that the x direction velocity distribution is wider in the disordered plastic flow state.

We find that the kinetic temperatures $k_B T_x$ and $k_B T_y$ can be fit well to the expression $k_B T = C_1 * |F_d - C_2|^\beta + C_0$, and the resulting fitting curves are shown in Fig. 6. The fitting parameter of C_2 corresponds to the peak of the kinetic temperature, i.e., the most disordered plastic flow state, which is $C_2 = 0.00708$ from our fitting. Fits

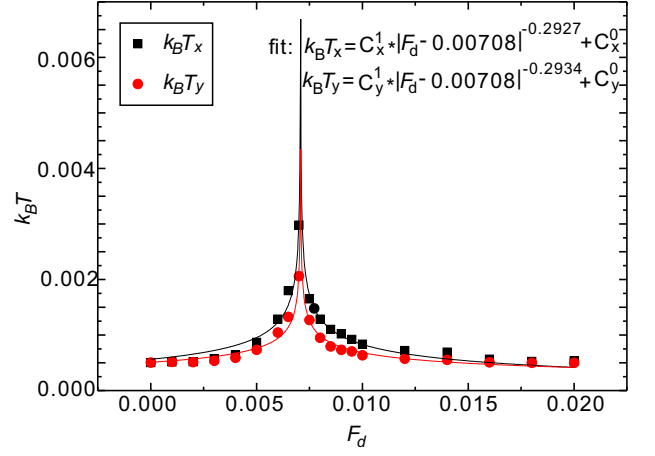


FIG. 6: The kinetic temperature $k_B T_x$ (black squares) and $k_B T_y$ (red circles), calculated from the motion in the x and y directions, versus F_d for the simulated 2DDP at the same conditions as in Fig. 3. The center-of-mass motion has been removed in calculating the kinetic temperature, so that only the fluctuations of the particle velocities are considered. As F_d increases from zero, both $k_B T_x$ and $k_B T_y$ first simultaneously increase and then decrease. The initial increase is correlated with the transition from the pinned state to the disordered plastic flow state, while the decrease at higher drives is correlated with the transition from the disordered plastic flow state to the moving ordered state. In addition, in the disordered plastic flow state, we find that the kinetic temperatures are anisotropic, with $k_B T_x > k_B T_y$, due to the wider range of the x direction velocity distribution in this phase, while in the pinned and moving ordered state, the anisotropy is lost and $k_B T_x \approx k_B T_y$. To quantify the variation in the kinetic temperature, we fit it to the expression $k_B T = C_1 * |F_d - C_2|^\beta + C_0$. Curves with the fitting exponents of $\beta = -0.2927$ and -0.2934 for $k_B T_x$ and $k_B T_y$, respectively, are presented.

of the exponent β give $\beta = -0.2927$ and -0.2934 for $k_B T_x$ and $k_B T_y$, respectively. The significance of these exponent values is unclear, but the fluctuations in the velocity are largest as the driving force passes through the most disordered plastic flow state near $F_d = 0.00708$.

IV. SUMMARY

In summary, we study the depinning dynamics of a 2DDP on a 1DPS under a driving force using Langevin dynamical simulations. For a range of substrate strengths, we find three different dynamical phases as the external driving force increases from zero, which are a pinned state, a disordered plastic flow state, and a moving ordered state. Using different structural and dynamical diagnostics, such as the collective drift velocity, static structural measures, particle trajectories, mean-squared displacements, and the kinetic temperature, we quantify the differences between these three states. Such dynamical phases have not previously been observed in dusty

plasmas. We compare our observations of the depinning dynamics of dusty plasmas with depinning in other previously studied systems.

Acknowledgments

Work in China was supported by the National Natural Science Foundation of China under Grant No. 11875199,

11505124, the 1000 Youth Talents Plan, startup funds from Soochow University, and the Priority Academic Program Development (PAPD) of Jiangsu Higher Education Institutions. Work at LANL was carried out under the auspices of the NNSA of the U.S. DOE under Contract No. DE-AC52-06NA25396.

-
- [1] C. Reichhardt and C. J. O. Reichhardt, Depinning and nonequilibrium dynamic phase of particles assemblies driven over random and ordered substrates: a review, *Rep. Prog. Phys.* **80**, 026501 (2017).
 - [2] S. Bhattacharya and M. J. Higgins, Dynamics of a disordered flux line lattice, *Phys. Rev. Lett.* **70**, 2617 (1993).
 - [3] A. E. Koshelev and V. M. Vinokur, Dynamic Melting of the Vortex Lattice, *Phys. Rev. Lett.* **73**, 3580 (1994).
 - [4] F. Pardo, F. de la Cruz, P. L. Gammel, E. Bucher, and D. J. Bishop, Observation of smectic and moving-Bragg-glass phases in flowing vortex lattices, *Nature (London)* **396**, 348 (1998).
 - [5] C. J. Olson, C. Reichhardt, and F. Nori, Nonequilibrium Dynamic Phase Diagram for Vortex Lattices, *Phys. Rev. Lett.* **81**, 3757 (1998).
 - [6] A. Pertsinidis and X. S. Ling, Statics and Dynamics of 2D Colloidal Crystals in a Random Pinning Potential, *Phys. Rev. Lett.* **100**, 028303 (2008).
 - [7] T. Bohlein, J. Mikhael, and C. Bechinger, Observation of kinks and antikinks in colloidal monolayers driven across ordered surfaces, *Nature Mater.* **11**, 126 (2012).
 - [8] P. Tierno, Depinning and Collective Dynamics of Magnetically Driven Colloidal Monolayers, *Phys. Rev. Lett.* **109**, 198304 (2012).
 - [9] F. I. B. Williams, P. A. Wright, R. G. Clark, E. Y. Andrei, G. Deville, D. C. Glatzli, O. Probst, B. Etienne, C. Dorin, C. T. Foxon, and J. J. Harris, Conduction Threshold and Pinning Frequency of Magnetically Induced Wigner Solid, *Phys. Rev. Lett.* **66**, 3285 (1991).
 - [10] M.-C. Cha and H. A. Fertig, Peak Effect and the Transition from Elastic to Plastic Depinning, *Phys. Rev. Lett.* **80**, 3851 (1998).
 - [11] C. Reichhardt, C. J. O. Reichhardt, I. Martin, and A. R. Bishop, Dynamical Ordering of Driven Stripe Phases in Quenched Disorder, *Phys. Rev. Lett.* **90**, 026401 (2003).
 - [12] A. Sengupta, S. Sengupta, and G. I. Menon, Driven disordered polymorphic solids: Phases and phase transitions, dynamical coexistence and peak effect anomalies, *Phys. Rev. B* **81**, 144521 (2010).
 - [13] N. Di Scala, E. Olive, Y. Lansac, Y. Fily, and J. C. Soret, The elastic depinning transition of vortex lattices in two dimensions, *New J. Phys.* **14**, 123027 (2012).
 - [14] Y. Fily, E. Olive, N. Di Scala, and J. C. Soret, Critical behavior of plastic depinning of vortex lattices in two dimensions: Molecular dynamics simulations, *Phys. Rev. B* **82**, 134519 (2010).
 - [15] P. Le Doussal and T. Giamarchi, Moving glass theory of driven lattices with disorder, *Phys. Rev. B* **57**, 11356 (1998).
 - [16] L. Balents, M. C. Marchetti, and L. Radzihovsky, Nonequilibrium steady states of driven periodic media, *Phys. Rev. B* **57**, 7705 (1998).
 - [17] C. Reichhardt, C. J. Olson, N. Grønbech-Jensen, and F. Nori, Moving Wigner Glasses and Smectics: Dynamics of Disordered Wigner Crystals, *Phys. Rev. Lett.* **86**, 4354 (2001).
 - [18] J. H. Chu and L. I, Direct observation of Coulomb crystals and liquids in strongly coupled rf dusty plasmas, *Phys. Rev. Lett.* **72**, 4009 (1994).
 - [19] H. Thomas, G. E. Morfill, V. Demmel, J. Goree, B. Feuerbacher, and D. Möhlmann, Plasma Crystal: Coulomb Crystallization in a Dusty Plasma, *Phys. Rev. Lett.* **73**, 652 (1994).
 - [20] G. E. Morfill and A. V. Ivlev, Complex plasmas: An interdisciplinary research field, *Rev. Mod. Phys.* **81**, 1353 (2009).
 - [21] V. E. Fortov, A. V. Ivlev, S. A. Khrapak, A. G. Khrapak, G. E. Morfill, Complex (dusty) plasmas: Current status, open issues, perspectives, *Phys. Rep.* **421**, 1 (2005).
 - [22] A. Piel, *Plasma Physics* (Springer, Heidelberg, 2010).
 - [23] M. Bonitz, C. Henning, and D. Block, Complex plasmas: A laboratory for strong correlations, *Rep. Prog. Phys.* **73**, 066501 (2010).
 - [24] R. L. Merlino and J. A. Goree, Dusty plasmas in the laboratory, industry, and space, *Phys. Today* **57**(7), 32 (2004).
 - [25] Y. Feng, J. Goree, and B. Liu, Solid Superheating Observed in Two-Dimensional Strongly Coupled Dusty Plasma, *Phys. Rev. Lett.* **100**, 205007 (2008).
 - [26] E. Thomas, Jr., J. D. Williams, and J. Silver, Application of stereoscopic particle image velocimetry to studies of transport in a dusty (complex) plasma, *Phys. Plasmas* **11**, L37 (2004).
 - [27] P. Hartmann, A. Z. Kovács, A. M. Douglass, J. C. Reyes, L. S. Matthews, and T. W. Hyde, Slow plastic creep of 2D dusty plasma solids, *Phys. Rev. Lett.* **113**, 025002 (2014).
 - [28] C.-L. Chan and L. I, Microstructural Evolution and Irreversibility in the Viscoelastic Response of Mesoscopic Dusty-Plasma Liquids, *Phys. Rev. Lett.* **98**, 105002 (2007).
 - [29] Y. Feng, J. Goree, and B. Liu, Viscoelasticity of 2D liquids quantified in a dusty plasma experiment, *Phys. Rev. Lett.* **105**, 025002 (2010).
 - [30] Y. Feng, J. Goree, B. Liu, and E. G. D. Cohen, Green-Kubo relation for viscosity tested using experimental data for a two-dimensional dusty plasma, *Phys. Rev. E* **84**, 046412 (2011).

- [31] W. Li, D. Huang, K. Wang, C. Reichhardt, C. J. O. Reichhardt, M. S. Murillo, and Y. Feng, Phonon spectra of two-dimensional liquid dusty plasmas on a one-dimensional periodic substrate, *Phys. Rev. E* **98**, 063203 (2018).
- [32] K. Wang, W. Li, D. Huang, C. Reichhardt, C. J. O. Reichhardt, M. S. Murillo, and Y. Feng, Structures and diffusion of two-dimensional dusty plasmas on one-dimensional periodic substrates, *Phys. Rev. E* **98**, 063204 (2018).
- [33] J. M. Schwarz and D. S. Fisher, Depinning with Dynamic Stress Overshoots: Mean Field Theory, *Phys. Rev. Lett.* **87**, 096107 (2001).
- [34] H. Ohta and S. Hamaguchi, Molecular dynamics evaluation of self-diffusion in Yukawa systems, *Phys. Plasmas* **7**, 4506 (2000).
- [35] K. Y. Sanbonmatsu and M. S. Murillo, Shear Viscosity of Strongly Coupled Yukawa Systems on Finite Length Scales, *Phys. Rev. Lett.* **86**, 1215 (2001).
- [36] G. J. Kalman, P. Hartmann, Z. Donkó, and M. Rosenberg, Two-Dimensional Yukawa Liquids: Correlation and Dynamics, *Phys. Rev. Lett.* **92**, 065001 (2004).
- [37] B. Liu, K. Avinash, and J. Goree, Transverse Optical Mode in a One-Dimensional Yukawa Chain, *Phys. Rev. Lett.* **91**, 255003 (2003).
- [38] Y. Feng, B. Liu, and J. Goree, Rapid heating and cooling in two-dimensional Yukawa systems, *Phys. Rev. E* **78**, 026415 (2008).
- [39] W. F. van Gunsteren and H. J. C. Berendsen, Algorithms for brownian dynamics, *Mol. Phys.* **45**, 637 (1982).
- [40] P. Hartmann, G. J. Kalman, Z. Donkó, and K. Kutasi, Equilibrium properties and phase diagram of two-dimensional Yukawa systems, *Phys. Rev. E* **72**, 026409 (2005).
- [41] C. Reichhardt and C. J. O. Reichhardt, Pinning and dynamics of colloids on one-dimensional periodic potentials, *Phys. Rev. E* **72**, 032401 (2005).
- [42] P. Thorel and R. Kahn and Y. Simon and D. Cribier, Fabrication et étude d'un monocristal de vortex dans le niobium supracconducteur, *J. Phys.* **34**, 447-52 (1973).
- [43] A-C. Shi and J. Berlinsky, Pinning and *I-V* Characteristics of a Two-Dimensional Defective Flux-Line Lattice, *Phys. Rev. Lett.* **67**, 1926 (1991).
- [44] C. Reichhardt, D. Ray and C. J. O. Reichhardt, Collective Transport Properties of Driven Skyrmions with Random Disorder, *Phys. Rev. Lett.* **114**, 217202 (2015).
- [45] K. Moon, R. T. Scalettar, and G. T. Zimányi, Dynamical Phases of Driven Vortex Systems, *Phys. Rev. Lett.* **77**, 2780 (1996).
- [46] C. Reichhardt and C. J. O. Reichhardt, Colloidal Dynamics on Disordered Substrates, *Phys. Rev. Lett.* **89**, 078301 (2002).
- [47] E. Granato, J. A. P. Ramos, C. V. Achim, J. Lehtikainen, S. C. Ying, T. Ala-Nissila, and K. R. Elder, Glassy phases and driven response of the phase-field-crystal model with random pinning, *Phys. Rev. E* **84**, 031102 (2011).
- [48] B. Liu and J. Goree, Superdiffusion and Non-Gaussian Statistics in a Driven-Dissipative 2D Dusty Plasma, *Phys. Rev. Lett.* **100**, 055003 (2008).