

Tackling Graphical NLP problems with Graph Recurrent Networks

by

Linfeng Song

Submitted in Partial Fulfillment

of the

Requirements for the Degree

Doctor of Philosophy

Supervised by

Professor Daniel Gildea

Department of Computer Science

Arts, Sciences & Engineering

Edmund A. Hajim School of Engineering & Applied Sciences

University of Rochester

Rochester, New York

2024

To my family

Table of Contents

Biographical Sketch	vi
Acknowledgments	ix
Abstract	xi
Contributors and Funding Sources	xiii
List of Tables	xiv
List of Figures	xvi
1 Introduction	1
1.1 Graph problems in NLP	1
1.2 Previous approaches for modeling graphs	3
1.3 Motivation and overview of our model	5
1.4 Thesis Outline	6
2 Background: Encoding graphs with Neural Networks	9
2.1 Encoding graphs with RNN or DAG network	10
2.2 Encoding graphs with Graph Neural Network	12

3	Graph Recurrent Network for Multi-hop Reading Comprehension	18
3.1	Introduction	19
3.2	Baseline	22
3.3	Evidence integration with GRN encoding	27
3.4	Training	32
3.5	Experiments on WikiHop	32
3.6	Experiments on ComplexWebQuestions	39
3.7	Related Work	41
3.8	Conclusion	43
4	Graph Recurrent Network for n-ary Relation Extraction	44
4.1	Introduction	44
4.2	Task Definition	48
4.3	Baseline: Bi-directional DAG LSTM	48
4.4	Encoding with Graph Recurrent Network	51
4.5	Training	54
4.6	Experiments	55
4.7	Related Work	63
4.8	Conclusion	64
5	Graph Recurrent Network for AMR-to-text Generation	65
5.1	Introduction	65
5.2	Baseline: a seq-to-seq model	68
5.3	The graph-to-sequence model	70
5.4	Training and decoding	75

5.5	Experiments	76
5.6	Related work	85
5.7	Conclusion	85
6	Graph Recurrent Network for Semantic NMT using AMR	87
6.1	Introduction	87
6.2	Related work	90
6.3	Baseline: attention-based BiLSTM	91
6.4	Incorporating AMR	93
6.5	Training	96
6.6	Experiments	96
6.7	Conclusion	107
7	Conclusion	109
	Bibliography	111

Biographical Sketch

Linfeng Song was born and grew up in Yingkou, Liaoning in China. He graduated with a Bachelor of Software Engineering degree in June 2010 from Northeastern University (China). He then earned his Master of Computer Science degree in June 2014 from the Chinese Academy of Science in Beijing. From November 2013 to February 2014, he was a visiting scholar at Singapore University of Technology and Design, working with Professor Yue Zhang. In September 2014, he started his PhD program in the Department of Computer Science at the University of Rochester, supervised by Professor Daniel Gildea. He interned three times at IBM Thomas J. Watson Research Center in 2015, 2017 and 2018, and interned at Bosch Research and Technology Center in 2016. He is honored to have been working with Dr. Zhiguo Wang, Dr. Haitao Mi, Dr. Lin Zhao, Dr. Abe Ittycheriah, Dr. Wael Hamza, Dr. Radu Florian and Dr. Salim Roukos during the internships.

The following publications were the result of work conducted during his doctoral study:

- Song, Linfeng and Daniel Gildea. 2019. SemBleu: A robust metric for AMR parsing evaluation. *arXiv preprint arXiv:1905.10726*
- Song, Linfeng, Daniel Gildea, Yue Zhang, Zhiguo Wang, and Jinsong Su. 2019. Semantic neural machine translation using AMR. *Transactions of the Association for Computational Linguistics*, 7:19–31

- Yin, Yongjing, Linfeng Song, Jinsong Su, Jiali Zeng, Chulun Zhou, and Jiebo Luo. 2019. Graph-based neural sentence ordering. In *Proceedings of the 2019 International Joint Conference on Artificial Intelligence*
- Song, Linfeng, Yue Zhang, Zhiguo Wang, and Daniel Gildea. 2018e. N-ary relation extraction using graph-state LSTM. In *Proceedings of the 2018 Conference on Empirical Methods in Natural Language Processing*, pages 2226–2235
- Song, Linfeng, Yue Zhang, Zhiguo Wang, and Daniel Gildea. 2018d. A graph-to-sequence model for AMR-to-text generation. In *Proceedings of the 56th Annual Meeting of the Association for Computational Linguistics (Volume 1: Long Papers)*, pages 1616–1626
- Zhang, Yue, Qi Liu, and Linfeng Song. 2018. Sentence-state LSTM for text representation. In *Proceedings of the 56th Annual Meeting of the Association for Computational Linguistics (Volume 1: Long Papers)*, pages 317–327
- Peng, Xiaochang, Linfeng Song, Daniel Gildea, and Giorgio Satta. 2018. Sequence-to-sequence models for cache transition systems. In *Proceedings of the 56th Annual Meeting of the Association for Computational Linguistics (Volume 1: Long Papers)*, pages 1842–1852
- Song, Linfeng, Zhiguo Wang, Wael Hamza, Yue Zhang, and Daniel Gildea. 2018a. Leveraging context information for natural question generation. In *Proceedings of the 2018 Conference of the North American Chapter of the Association for Computational Linguistics: Human Language Technologies, Volume 2 (Short Papers)*, pages 569–574
- Song, Linfeng, Zhiguo Wang, Mo Yu, Yue Zhang, Radu Florian, and Daniel Gildea. 2018b. Exploring graph-structured passage representation

for multi-hop reading comprehension with graph neural networks. *arXiv preprint arXiv:1809.02040*

- Song, Linfeng, Yue Zhang, and Daniel Gildea. 2018c. Neural transition-based syntactic linearization. In *Proceedings of the 11th International Conference on Natural Language Generation*, pages 431–440
- Song, Linfeng, Xiaochang Peng, Yue Zhang, Zhiguo Wang, and Daniel Gildea. 2017. AMR-to-text generation with synchronous node replacement grammar. In *Proceedings of the 55th Annual Meeting of the Association for Computational Linguistics (Volume 2: Short Papers)*, pages 7–13
- Song, Linfeng, Yue Zhang, Xiaochang Peng, Zhiguo Wang, and Daniel Gildea. 2016b. AMR-to-text generation as a traveling salesman problem. In *Proceedings of the 2016 Conference on Empirical Methods in Natural Language Processing*, pages 2084–2089
- Song, Linfeng, Zhiguo Wang, Haitao Mi, and Daniel Gildea. 2016a. Sense embedding learning for word sense induction. In *Fifth Joint Conference On Lexical And Computational Semantics (*SEM 2016)*, pages 85–90
- Peng, Xiaochang, Linfeng Song, and Daniel Gildea. 2015. A synchronous hyperedge replacement grammar based approach for AMR parsing. In *Proceedings of the Nineteenth Conference on Computational Natural Language Learning*, pages 731–739

Acknowledgments

First and foremost, I would like to thank my advisor Daniel Gildea. He has always been very farsighted and knowledgeable. During the five years working with him, he was always supportive and patient, especially during my most difficult days in my second year. Despite having a very busy schedule, he always welcomed my occasional drop in for idea discussions, in addition to maintaining regular weekly meetings. Even though he had his own research interest and ideas, he never imposed those ideas on me, but encouraged me to pursue research interests of my own. I hope to follow his example and become a knowledgeable and sincere researcher in my later academic career.

I would like to thank the people I have worked with over the years. Xiaochang and I have cooperated in several projects and we have written a few papers together. I would like to thank Professor Yue Zhang, a significant collaborator since 2014, and Dr. Zhiguo Wang, the mentor of my IBM internships, for discussing and brainstorming on my graph recurrent network development. I am grateful to Dr. Mo Yu and Dr. Lin Zhao for idea discussion and other accommodation during my internships. I would also like to thank my other committee members, Lenhart Schubert and Jiebo Luo, for accommodating their time, and providing their valuable feedback.

I am grateful to the wonderful people I have met in the department: Michelle, Xiaochang, Dong, Jianbo, Chencheng, Quanzeng, Taylan, Yapeng, Jing, Iftekhar, and a lot of other graduate students. I started working on NLP

research as a graduate student advised by Professor Qun Liu from Chinese Academy of Science, and I really appreciate all the help and suggestions I got in the past few years.

Lastly, and more importantly, I want to thank my wife and my parents for their love and support during all these years.

Abstract

How to properly model graphs is a long-existing and important problem in natural language processing, where several popular types of graphs are knowledge graphs, semantic graphs and dependency graphs. Comparing with other data structures, such as sequences and trees, graphs are generally more powerful in representing complex correlations among entities. For example, a knowledge graph stores real-word entities (such as “Barack_Obama” and “U.S.”) and their relations (such as “live_in” and “lead_by”). Properly encoding a knowledge graph is beneficial to user applications, such as question answering and knowledge discovery. Modeling graphs is also very challenging, probably because graphs usually contain massive and cyclic relations. For instance, a tree with n nodes has $n - 1$ edges (relations), while a complete graph with n nodes can have $O(n^2)$ edges (relations).

Recent years have witnessed the success of deep learning, especially RNN-based models, on many NLP problems, including machine translation (Cho et al., 2014) and question answering (Shen et al., 2017). Besides, RNNs and their variations have been extensively studied on several graph problems and showed preliminary successes. Despite the successes that have been achieved, RNN-based models suffer from several major drawbacks. First, they can only consume sequential data, thus linearization is required to serialize input graphs, resulting in the loss of important structural information. In particular, originally closely located graph nodes can be very far away after linearization,

and this introduces great challenge for RNNs to model their relation. Second, the serialization results are usually very long, so it takes a long time for RNNs to encode them.

In this thesis, we propose a novel graph neural network, named graph recurrent network (GRN). GRN takes a hidden state for each graph node, and it relies on an iterative message passing framework to update these hidden states in parallel. Within each iteration, neighboring nodes exchange information between each other, so that they absorb more global knowledge. Different from RNNs, which require absolute orders (such as left-to-right orders) for execution, our GRN only require relative neighboring information, making it very general and flexible on a variety of data structures.

We study our GRN model on 4 very different tasks, such as machine reading comprehension, relation extraction and machine translation. Some tasks (such as machine translation) require generating sequences, while others only require one decision (classification). Some take undirected graphs without edge labels, while the others have directed ones with edge labels. To consider these important differences, we gradually enhance our GRN model, such as further considering edge labels and adding an RNN decoder. Carefully designed experiments show the effectiveness of GRN on all these tasks.

Contributors and Funding Sources

This work was supervised by a dissertation committee consisting of Professors Daniel Gildea (advisor), Lenhart Schubert, and Jiebo Luo from the Department of Computer Science and Professor Yue Zhang from the Westlake University. Chapter 3 is based on Song et al. (2018b), which is supervised by my internship co-mentors Zhiguo Wang and Mo Yu. Chapter 4 is based on Song et al. (2018e), and Chapter 5 is based on Song et al. (2018d). Yue Zhang and Zhiguo Wang are highly involved in proposing the graph recurrent network. Chapter 6 is based on Song et al. (2019). This material is based upon work supported by National Science Foundation awards #IIS-1813823, IIS-1446996, NYS Center of Excellence award and a gift from Google Inc. Any opinions, findings, and conclusions or recommendations expressed in this material are those of the author(s) and do not necessarily reflect the views of above-named organizations.

List of Tables

2.1	Comparison of several kinds of graph neural networks, where <i>ms</i> and <i>hs</i> have the same meaning as Equation 2.2. <i>Ws</i> and <i>bs</i> represent model parameters.	15
3.1	Main results (unmasked) on WikiHop, where systems with † use ELMo (Peters et al., 2018).	34
3.2	Ablation study on different types of edges using GRN as the graph encoder.	36
3.3	Results on the ComplexWebQuestions dataset.	40
4.1	An example showing that tumors with <i>L858E</i> mutation in <i>EGFR</i> gene respond to <i>gefitinib</i> treatment.	45
4.2	Dataset statistics. <i>Avg. Tok.</i> and <i>Avg. Sent.</i> are the average number of tokens and sentences, respectively. <i>Cross</i> is the percentage of instances that contain multiple sentences.	55
4.3	Average test accuracies for TERNARY drug-gene-mutation interactions. <i>Single</i> represents experiments only on instances within single sentences, while <i>Cross</i> represents experiments on all instances. *: significant at $p < 0.01$	57

4.4	The average times for training one epoch and decoding (seconds) over five folds on drug-gene-mutation TERNARY cross sentence setting.	59
4.5	Average test accuracies in five-fold cross-validation for BINARY drug-mutation interactions.	61
4.6	Average test accuracies for multi-class relation extraction with all instances (“Cross”).	63
5.1	DEV BLEU scores and decoding times.	77
5.2	TEST results. “(200K)”, “(2M)” and “(20M)” represent training with the corresponding number of additional sentences from Gigaword.	82
5.3	Example system outputs.	86
6.1	Statistics of the dataset. Numbers of tokens are after BPE processing.	97
6.2	Sizes of vocabularies. <i>EN-ori</i> represents original English sentences without BPE.	97
6.3	TEST performance. <i>NC-v11</i> represents training only with the NC-v11 data, while <i>Full</i> means using the full training data. * represents significant (Koehn, 2004) result ($p < 0.01$) over <i>Seq2seq</i> . ↓ indicates the lower the better.	101
6.4	BLEU scores of <i>Dual2seq</i> on the <i>little prince</i> data, when gold or automatic AMRs are available.	104

List of Figures

1.1	Several types of graphs in NLP area.	2
1.2	Graph encoding with L CNN layers.	4
1.3	Graph linearization by depth-first traversal. “A” and “E” are directly connected in the original graph, but fell apart after linearization.	5
2.1	An AMR graph representing “The boy wants to go.”	10
3.1	An example from WikiHop (Welbl et al., 2018), where some relevant entity mentions and their coreferences are highlighted. . . .	20
3.2	A DAG generated by Dhingra et al. (2018) (top) and a graph by considering all three types of edges (bottom) on the example in Figure 3.1.	22
3.3	Baselines. The upper dotted box is a DAG LSTM layer with addition coreference links, while the bottom one is a typical BiLSTM layer. Either layer is used.	25
3.4	Model framework.	27
3.5	Graph recurrent network for evidence graph encoding.	29
3.6	DEV performances of different transition steps.	33

3.7	Distribution of distances between a question and an answer on the DEVSET.	38
4.1	(a) A fraction of the dependency graph of the example in Table 4.1. For simplicity, we omit edges of discourse relations. (b) Results after splitting the graph into two DAGs.	46
4.2	GRN encoding for a dependency graph, where each w_i is a word.	52
4.3	Dev accuracies against transition steps for GRN.	56
4.4	Test set performances on (a) different sentence lengths, and (b) different maximal number of neighbors.	59
4.5	Example cases. Words with subindices 1, 2 and 3 represent drugs, genes and mutations, respectively. References for both cases are “No”. For both cases, GRN makes the correct predictions, while <i>Bidir DAG LSTM</i> does incorrectly.	60
5.1	An example of AMR graph meaning “Ryan’s description of himself: a genius.”	66
5.2	GRN encoding for an AMR graph.	71
5.3	The decoder with copy mechanism.	73
5.4	DEV BLEU scores against transition steps for the graph encoder. .	79
5.5	Percentage of DEV AMRs with different diameters.	80
6.1	(a) A sentence with semantic roles annotations, (b) the corresponding AMR graph of that sentence.	88
6.2	Overall architecture of our model.	94
6.3	Architecture of the graph recurrent network.	95

6.4	DEV BLEU scores against transition steps for the graph encoders. The state transition is not applicable to <i>Seq2seq</i> , so we draw a dashed line to represent its performance.	100
6.5	Test BLEU score of various sentence lengths	105
6.6	Sample system outputs	108

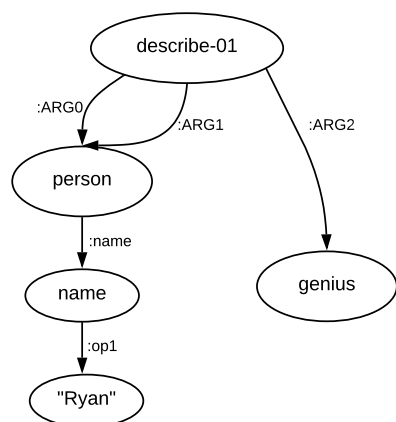
1 Introduction

1.1 Graph problems in NLP

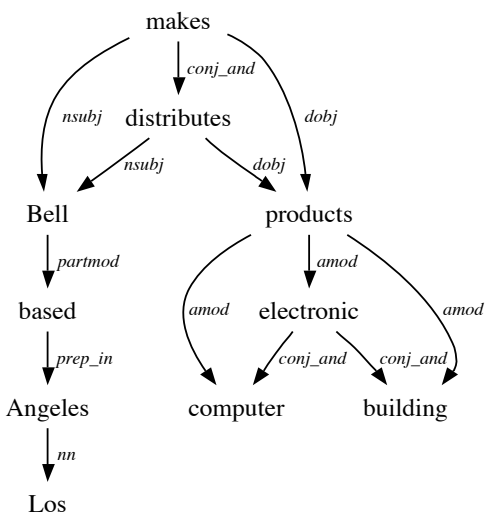
There are plenty of graph problems in the natural language processing area. These graphs include semantic graphs, dependency graphs, knowledge graphs and so on. Figure 1.1 shows an example for several types of graphs, where a semantic graph (Figure 1.1a) visualizes the underlining meaning (such as who does what to whom) of a given sentence by abstracting the sentence into several concepts (such as “describe-01” and “person”) and their relations (such as “:ARG0” and “:ARG1”). On the other hand, a dependency graph (Figure 1.1b) simply captures word-to-word dependencies, such as “Bell” being the subject (*subj*) of “makes”. Finally, a knowledge graph (Figure 1.1c) represents real-world knowledge by entities (such as “U.S. Government” and “Barack.Obama”) and their relations (such as “belong-to” and “born_in”). Since there is massive information in the world level, a knowledge graph (such as Freebase¹ and DBPedia²) are very large.

¹<https://developers.google.com/freebase/>

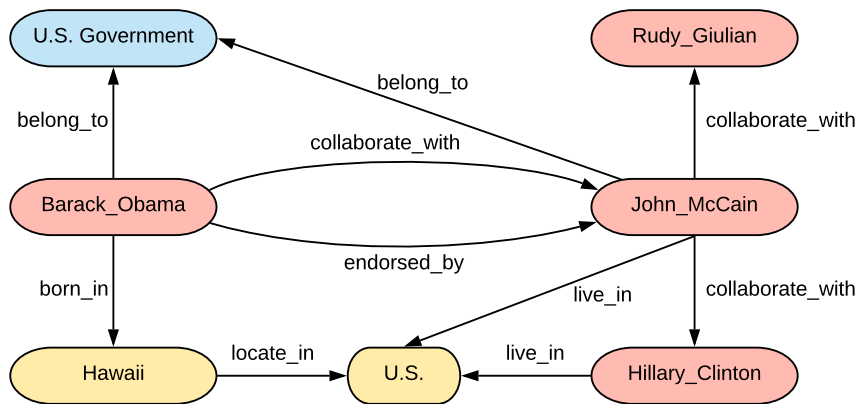
²<https://wiki.dbpedia.org/>



(a) A semantic graph meaning
"Ryan's description of himself: a
genius."



(b) A dependency graph.



(c) A small fraction of a large knowledge graph.

Figure 1.1: Several types of graphs in NLP area.

1.2 Previous approaches for modeling graphs

How to properly model these graphs has been a long-standing and important topic, as this directly contributes to natural language understanding, one of the most important key problems in NLP. Previously, statistical or rule-based approaches have been introduced to model graphs. For instance, synchronous grammar-based methods have been proposed to model semantic graphs (Jones et al., 2012a; Flanigan et al., 2016b; Song et al., 2017) and dependency graphs (Xie et al., 2011; Meng et al., 2013) for machine translation and text generation. For modeling knowledge graphs, very different approaches have been adopted, probably due to the fact that their scale is too large. One popular method is random walk, which has been investigated for knowledge base completion (Lao et al., 2011) and entity linking (Han et al., 2011; Xue et al., 2019).

Recently, research on analyzing graphs with deep learning models has been receiving more and more attention. This is because they have demonstrated strong learning power and other superior properties, i.e. not needing feature engineering and benefiting from large-scale data. To date, people have studied several types of neural networks.

CNN One group of models (Defferrard et al., 2016; Niepert et al., 2016; Duvenaud et al., 2015; Henaff et al., 2015) adopt convolutional neural networks (CNN) (LeCun et al., 1995) for encoding graphs. As shown in Figure 1.2, these models adopts multiple convolution layers, each capturing the local correspondences within n -gram windows. By stacking the layers, more global correspondences can be captured. One drawback is the large amount of computation, because CNNs calculate features by enumerating all n -gram windows, and there can be a large number of n -gram ($n > 1$) windows for a very dense graph. In particular, each node in a complete graph of N nodes has N left and N right

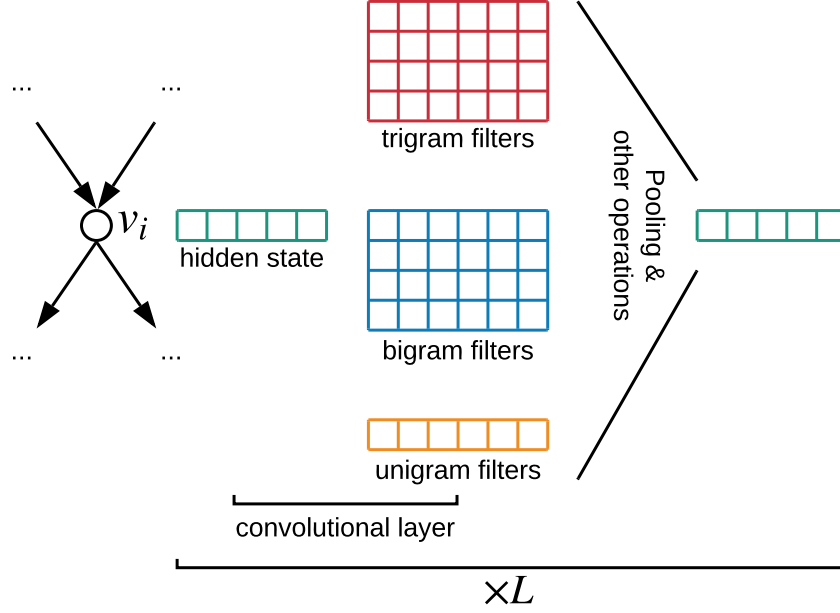


Figure 1.2: Graph encoding with L CNN layers.

neighbors, so there are $O(N^2)$ bigram, $O(N^3)$ trigram and $O(N^4)$ 4-gram windows, respectively. On the other hand, previous attempts at modeling text with CNN do not suffer from this problem, as a sentence with N words only has $O(N)$ windows for each n -gram. This is because a sentence can be viewed as a chain graph, where each node has only one left neighbor and one right neighbor.

RNN Another direction is applying RNNs on linearized graphs (Konstas et al., 2017; Li et al., 2017) based on depth-first traversal algorithms. Usually a bidirectional RNN is adopted to capture global dependencies within the whole graph. Comparing with CNNs, the computations of a RNN is only linear in terms of graph scale. However, one drawback of this direction is that some structural information is lost after linerization. Figure 1.3 shows a linearization result, where nodes “A” and “E” are far apart, while they are directly connected in the original graph. To alleviate this problem, previous methods insert brack-

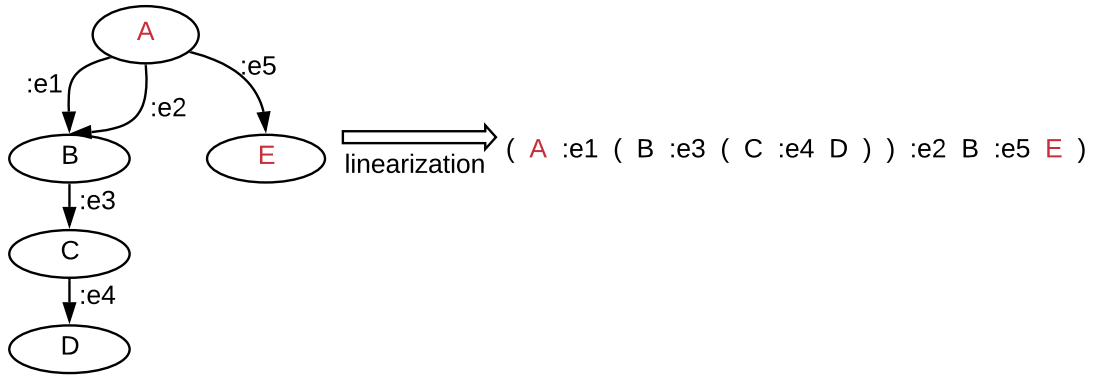


Figure 1.3: Graph linearization by depth-first traversal. “A” and “E” are directly connected in the original graph, but fell apart after linearization.

ets into their linearization results to indicate the original structure, and they hope RNNs can figure that out with the aid of brackets. But it is still uncertain this method can recover all the information loss. Later work (Song et al., 2018d, 2019) show large improvements by directly modeling original graphs without linearization. This indicates that simply inserting brackets does not handle this problem very well.

1.3 Motivation and overview of our model

In this dissertation, we want to explore better alternatives for encoding graphs, which are general enough to be applied on arbitrary graphs without destroying the original structures. We introduce graph recurrent networks (GRNs) and show that they are successful in handling a variety of graph problems in the NLP area. Note that there are other types of graph neural networks, such as graph convolutional network (GCN) and gated graph neural network (GGNN). I will give a comprehensive comparison in Chapter 2.2.

Given an input graph, GRN adopts a hidden state for each graph node. In order to capture non-local interaction between nodes, it allows information

exchange between neighboring nodes through time. At each time step, each node propagates its information to each other node that has a direct connection so that every node absorbs more and more global information through time. Each resulting node representation contains information from a large context surrounding it, so the final representations can be very expressive for solving other graph problems, such as graph-to-sequence learning or graph classification. We can see that our GRN model only requires local and *relative* neighboring information, rather than an *absolute* topological order of all graph nodes required by RNNs. As a result, GRN can work on arbitrary graph structures with or without cycles. From the global view, GRN takes the collection of all node states as the state for the entire graph, and the neighboring information exchange through time can be considered as a graph state transition process. The graph state transition is a recurrent process, where the state is recurrently updated through time (This is reason we name it “graph recurrent network”). Comparatively, a regular RNN absorbs a new token to update its state at each time. On the other hand, our GRN lets node states exchange information for updating the graph state through time.

In this thesis, I will introduce the application of GRN on 3 types of popular graphs in the NLP area, which are dependency graphs, semantic graphs and another type of graphs (evidence graphs) that are constructed from textual input for modeling entities and their relations. The evidence graphs are created from documents to represent entities (such as “Time Square”, “New York City” and “United States”) and their relations for QA-oriented reasoning.

1.4 Thesis Outline

The remainder of the thesis is organized as follows.

- **Chapter 2: Background** In this chapter, we briefly introduce previous

deep learning models for encoding graphs. We first discuss applying RNNs and DAG networks on graphs, including their shortcomings. As a next step, we describe several types of graph neural networks (GNNs) in more detail, then systematically compare GNNs with RNNs. Finally, I point out one drawback of GNNs when encoding large-scale graphs, before showing some existing solutions.

- **Chapter 3: Graph Recurrent Network for Multi-hop Reading Comprehension** In this chapter, I will first describe the multi-hop reading comprehension task, then propose a graph representation for each input document. To encode the graphs for global reasoning, we introduce 3 models for this task, including one RNN baseline, one baseline with DAG network and our GRN-based model. For fair comparison, all three models are in the same framework, with the only difference being how to encode the graph representations. Finally, our comprehensive experiments show the superiority of our GRN.
- **Chapter 4: Graph Recurrent Network for n -ary Relation Extraction** In this chapter, we extend our GRN from undirected and edge-unlabeled graphs (as in Chapter 3) to dependency graphs for solving a medical relation extraction (classification) problem. The goal is to determine whether a given medicine is effective on cancers caused by a type of mutation on a certain gene. Previous work has shown the effectiveness of incorporating rich syntactic and discourse information. The previous state of the art propose DAN networks by splitting the dependency graphs into two DAGs. Arguing that important information is lost by splitting the original graphs, we adapt GRN on the dependency graphs without destroying any graph structure.
- **Chapter 5: Graph Recurrent Network for AMR-to-text Generation** In

this chapter, we propose a graph-to-sequence model by extending GRN with an attention-based LSTM, and evaluate our model on AMR-to-text generation. AMR is a semantic formalism based on directed and edge-labelled graphs, and the task of AMR-to-text generation aims at recovering the original sentence of a given AMR graph. In our extensive experiments, our model show consistently better performance than a sequence-to-sequence baseline with a Bi-LSTM encoder under the same configuration, demonstrating the superiority of our GRN over other sequential encoders.

- **Chapter 6: Graph Recurrent Network for Semantic NMT using AMR** In this chapter, we further adapt our GRN-based graph-to-sequence model on AMR-based semantic neural machine translation. In particular, our model is extended by another Bi-LSTM encoder for modeling source sentences, as they are crucial for translation. The AMRs are automatically obtained by parsing the source sentences. Experiments show that using AMR outperforms other common syntactic and semantic representations, such as dependency and semantic role. We also show that GRN-based encoder is better than a Bi-LSTM encoder using linearized AMRs. This is consistent with the results of Chapter 5.
- **Chapter 7: Conclusion** Finally, I summarize the main contributions of this thesis, and propose some future research directions for further improving our graph recurrent network.

2 Background: Encoding graphs with Neural Networks

Graphs are a kind of structure for representing a set of concepts (graph nodes) and their relations (graph edges). Studying graphs is a very important topic in research, with one reason being that there have been numerous types of graphs in our daily lives, such as social networks, traffic network and molecules. Having a deeper understanding of these graphs can lead to better friend recommendation via social media, less traffic jam in busy cities and more effective medicine. However, existing probabilistic approaches and statistical models are not very successful on modeling graphs. It is possibly because graphs are usually very complex and large, making these approaches inefficient or not distinguishing enough. Recent years have witnessed the success of deep learning approaches, which have been shown to be more expressive and can benefit more from large-scale training. Also, recent advances on GPUs, especially the massive parallelism for tensor operations, make the deep neural-network models very efficient. As a result, there have been many attempts on investigating neural networks on dealing with graphs.

In this chapter, we will focus on the graph problems in the natural language processing (NLP) area. In particular, I will first introduce several conventional neural approaches (such as recurrent neural networks) for dealing with these graph problems, before giving a deeper investigation on the more recent graph

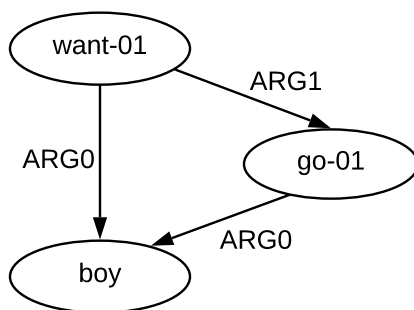


Figure 2.1: An AMR graph representing “The boy wants to go.”

neural networks (GNN).

2.1 Encoding graphs with RNN or DAG network

Since the first great breakthrough of recurrent neural networks (RNN) on machine translation (Cho et al., 2014; Bahdanau et al., 2015), people have investigated the usefulness of RNN and several of its extensions for solving graph problems in the NLP area. Below we take abstract meaning representation (AMR) (Banarescu et al., 2013) as an example to demonstrate several existing ways for encoding graphs with RNNs. As shown in Figure 2.1, AMRs are rooted and directed graphs, where the graph nodes (such as “want-01” and “boy”) represent the concepts and edges (such as “ARG0” and “ARG1”) represent the relations between nodes.

Encoding with RNNs To encode AMRs, one kind of approaches (Konstas et al., 2017) first linearize their inputs with depth-first traversal, before feeding the linearization results into a multi-layer LSTM encoder. We can see that the linearization causes loss of the structural information. For instance, originally closely-located graph nodes (such as parents and children) can be very far away, especially when the graph is very large. In addition, there is not a

specific order among the children for a graph node, resulting in multiple linearization possibilities. This increases the data variation and further introduces ambiguity. Despite the drawbacks that mentioned above, these approaches received great success with the aid of large-scale training. For example, Konstas et al. (2017) leveraged 20 million sentences paired with automatically parsed AMR graphs using a multi-layer LSTM encoder, which demonstrates dramatic improvements (5.0+ BLEU points) over the existing statistical models (Pourdamghani et al., 2016; Flanigan et al., 2016b; Song et al., 2016b, 2017). This demonstrates the strong learning power of RNNs, but there is still room for improvement due to the above mentioned drawbacks.

Encoding with DAG networks One better alternative than RNNs are DAG networks (Zhu et al., 2016; Su et al., 2017; Zhang and Yang, 2018), which extend RNN on directed acyclic graphs (DAGs). Comparing with sentences, where each word has exactly one preceding word and one succeeding word, a node in a DAG can have multiple preceding and succeeding nodes, respectively. To adapt RNNs on DAGs, the hidden states of multiple preceding nodes are first merged before being applied to calculate the hidden state of the current node. One popular way for merging preceding hidden states is called “child-sum” (Tai et al., 2015), which simply sum up their states to product one vector. Comparing RNNs, DAG networks have the advantage of preserving the original graph structures. Recently, Takase et al. (2016) applied a DAG network on encoding AMRs for headline generation, but no comparisons were made to contrast their model with any RNN-based models. Still, DAG networks are intuitively more suitable for encoding graphs than RNNs.

However, DAG networks suffer from two major problems. First, they fail on cyclic graphs, as they require an exact and finite node order to be executed on. Second, sibling nodes can not incorporate the information of each other, as

the encoding procedure can either be bottom-up or top-down, but not both at the same time. For the first problem, previous work introduces two solutions to adapt DAG networks on cyclic graphs, but to my knowledge, no solution has been available for the second problem. Still, both solutions for the first problem have their own drawbacks, which I will be discussing here.

One solution (Peng et al., 2017) first splits a cyclic graph into two DAGs, which are then encoded with separate DAG networks. Note that legal splits always exist, one can first decide an order over graph nodes, before separating left-to-right edges from right-to-left ones to make a split. An obvious drawback is that structural information is lost by splitting a graph into two DAGs. Chapter 4 mainly studies this problem and gives our solution. The other solution (Liang et al., 2016) is to leverage another model to pick a node order from an undirected and unrooted graph. Since there are exponential numbers of node orders, more ambiguity is introduced, even through they use a model to pick the order. Also, preceding nodes cannot incorporate the information from their succeeding nodes.

2.2 Encoding graphs with Graph Neural Network

Since being introduced, graph neural networks (GNNs) (Scarselli et al., 2009) have long been neglected until recently (Li et al., 2016; Kipf and Welling, 2017; Zhang et al., 2018). To update node states within a graph, GNNs rely on a message passing mechanism that iteratively updates the node states in parallel. During an iteration, a message is first **aggregated** for each node from its neighbors, then the message is **applied** to update the node state. To be more specific, updating the hidden state \mathbf{h}_i for node v_i for iteration t can be formalized as the

following equations:

$$(2.1) \quad m_i^t = \text{Aggregate}(x_i, \mathbf{H}_{N_i}^{t-1}, \mathbf{X}_{N_i})$$

$$(2.2) \quad h_i^t = \text{Apply}(h_i^{t-1}, m_i^t),$$

where $\mathbf{H}_{N_i}^{t-1}$ and \mathbf{X}_{N_i} represent the hidden states and embeddings of the neighbors for v_i , and N_i corresponds to the set of neighbors for v_i . We can see that each node gradually absorbs larger context through this message passing framework. This framework is remotely related to loopy belief propagation (LBP) (Murphy et al., 1999), but the main difference is that LBP propagates probabilities, while GNNs propagate hidden-state units. Besides, the message passing process is only executed for a certain number of times for GNNs, while LBP is usually executed until convergence. The reason is that GNNs are optimized for end-to-end task performance, not for a joint probability.

2.2.1 Main difference between GNNs and RNNs

The main difference is that GNNs do not require a node order for the input, such as a left-to-right order for sentences and a bottom-up order for trees. In contrast, having an order is crucial for RNNs and their DAG extensions. In fact, GNNs only require the local neighborhood information, thus they are agnostic of the input structures and are very general for being applied on any types of graphs, trees and even sentences.

This is a fundamental difference that leads to many superior properties of GNNs comparing with RNNs and DAG networks. First, GNNs update node states in parallel within an iteration, thus they can be much faster than RNNs. We will give more discussions and analysis in Chapters 4 and 5. Second, sibling nodes can easily incorporate the information of each other with GNNs. This can be achieved by simply executing a GNN for 2 iterations, so that the information of one sibling can go up then down to reach the other.

2.2.2 Different types of GNNs

So far there have been several types of GNNs, and their main differences lay in the way for updating node states from aggregated messages (Equation 2.2). We list several existing approaches in Table 2.1 and give detailed introduction below:

Convolution The first type is named graph convolutional network (GCN) (Kipf and Welling, 2017). It borrows the idea of convolutional neural network (CNN) (Krizhevsky et al., 2012), which gathers larger contextual information through each convolution operation. To deal with the problem where a graph node can have arbitrary number of neighbors, GCN and its later variants first sum up the hidden states of all neighbors, before applying the result of summation as messages to update the graph node state:

$$(2.3) \quad m_i^t = \sum_{v_j \in N_i} h_j^{t-1}$$

Note that some GCN variations try to distinguish different types of neighbors before the summation:

$$(2.4) \quad m_i^t = \sum_{v_j \in N_i} \mathbf{W}_{L(i,j)} h_j^{t-1}$$

But they actually choose $\mathbf{W}_{L(i,j)}$ s to be identical, and thus this is equivalent to Equation 2.3. The underlying reason is that making $\mathbf{W}_{L(i,j)}$ s to be different will introduce a lot of parameters, especially when the number of neighbor types is large. The summation operation can be considered as the message aggregation process first mentioned in Equation 2.1. In fact, most existing GNNs use sum to aggregate message. There are also other ways, which I will introduce later in this chapter.

Type	Model	Ways for applying messages
Convolution	GCN	$\mathbf{h}_i^t = \text{ReLU}(\mathbf{W}^t \mathbf{m}_i^t + \mathbf{b}^t)$
Attention	GAN	$\mathbf{h}_i^t = \mathbf{m}_i^t$
Gated	GGNN	$\mathbf{h}_i^t = \text{GRU}(\mathbf{m}_i^t, \mathbf{h}_i^{t-1})$
	GRN	$\mathbf{h}_i^t, \mathbf{c}_i^t = \text{LSTM}(\mathbf{m}_i^t, [\mathbf{h}_i^{t-1}, \mathbf{c}_i^{t-1}])$

Table 2.1: Comparison of several kinds of graph neural networks, where \mathbf{m} s and \mathbf{h} s have the same meaning as Equation 2.2. \mathbf{W} s and \mathbf{b} s represent model parameters.

After messages are calculated, they are applied to update graph node states. GCNs use the simple linear transformation with ReLU (Nair and Hinton, 2010) as the activation function.

Attention Another type of GNNs are called graph attention network (GAN) (Veličković et al., 2018). In general, it adopts multi-head self attention (Vaswani et al., 2017) to calculate messages:

$$(2.5) \quad \mathbf{m}_i^t = \sigma \left(\sum_{j \in N_i} a_{i,j} \mathbf{h}_j^{t-1} \right)$$

$$(2.6) \quad a_{i,j} = \frac{\exp(e_{i,j})}{\sum_{j' \in N_i} \exp(e_{i,j'})}$$

$$(2.7) \quad e_{i,j} = \text{MHA}_t(\mathbf{h}_i^{t-1}, \mathbf{h}_j^{t-1})$$

where MHA_t corresponds to the t -th multi-head self attention layer. For the next step, GAN directly use the newly calculated message \mathbf{m}_i^t as the new node state: $\mathbf{h}_i^t = \mathbf{m}_i^t$.

Gated The message propagation method based on linear transformations in GCN may suffer from long-range dependency problem, when dealing with

very large and complex graphs. To alleviate the long-range dependency problem, recent work has proposed to use gated mechanisms to process messages. In particular, graph recurrent networks (GRN) (Zhang et al., 2018; Song et al., 2018d) leverage the gated operations of an LSTM (Hochreiter and Schmidhuber, 1997) step to apply messages for node state updates. On the other hand, gated graph neural networks (GGNN) (Li et al., 2016; Beck et al., 2018) adopt a GRU (Cho et al., 2014) step to conduct the update. The message propagation mechanism for both models are shown in the last group of Table 2.1. To generate messages, they also simply sum up the hidden states of all neighbors. This is the same as GCNs.

Discussion on message aggregation The models mentioned above either use summations or an attention mechanism to calculate messages. As a result, these models have the same property: they are invariant to the permutations of their inputs, which result in different orders of neighbors. This property are also called “symmetric”, and Hamilton et al. (2017) introduce several other “symmetric” and “asymmetric” message aggregators. In addition to summation and attention mechanisms, mean pooling and max pooling operations are also “symmetric”. This is intuitive, as both pooling operations are obviously invariant to input orders.

On the other hand, they mention an LSTM aggregator, which generates messages by simply applying an LSTM to a random permutation of a node’s neighbors. The LSTM aggregator is not permutation invariant, and thus is “asymmetric”.

2.2.3 Discussion on the memory usage of GNNs

So far we have discussed several advantages of GNNs. Comparing with RNNs and DAG networks, GNNs are more flexible for handling any types of graphs.

Besides, they allow better parallelization, and thus are more efficient on GPUs. However, they also suffer from limitations, and the most severe one is the large-scale memory usage.

As mentioned above, GNNs update every graph node state within an iteration, and all node states are updated for T times if a GNN executes for T message passing steps. As a result, the increasing computation causes more memory usage. In general, the amount of memory usage is highly related to the density and scale of the input graph.

To alleviate the memory issue, FastGCN (Chen et al., 2018a) adopts importance sampling to remove edges, making graphs less dense. In contrast to fixed sampling methods above, Huang et al. (2018) introduce a parameterized and trainable sampler to perform layerwise sampling conditioned on the former layer. Furthermore, this adaptive sampler could find optimal sampling importance and reduce variance simultaneously.

3 Graph Recurrent Network for Multi-hop Reading Comprehension

In this chapter, we introduce a graph-based model for tackling multi-hop reading comprehension. Multi-hop reading comprehension focuses on one type of factoid question, where a system needs to properly integrate multiple pieces of evidence to correctly answer a question. Previous work approximates global evidence with local coreference information, encoding coreference chains with DAG-styled GRU layers within a gated-attention reader. However, coreference is limited in providing information for rich inference. We introduce a new method for better connecting global evidence, which forms more complex graphs compared to DAGs. To perform evidence integration on our graphs, we investigate our graph recurrent network (GRN). Experiments on two standard datasets show that richer global information leads to better answers. Our approach shows highly competitive performances on these datasets without deep language models (such as ELMo).

3.1 Introduction

Recent years have witnessed a growing interest in the task of machine reading comprehension. Most existing work (Hermann et al., 2015; Wang and Jiang, 2017; Seo et al., 2016; Wang et al., 2016; Weissenborn et al., 2017; Dhingra et al., 2017a; Shen et al., 2017; Xiong et al., 2016) focuses on a factoid scenario where the questions can be answered by simply considering very local information, such as one or two sentences. For example, to correctly answer a question “What causes precipitation to fall?”, a QA system only needs to refer to one sentence in a passage: “... In meteorology, precipitation is any product of the condensation of atmospheric water vapor that falls under gravity. ...”, and the final answer “gravity” is indicated key words of “precipitation” and “falls”.

A more challenging yet practical extension is multi-hop reading comprehension (MHRC) (Welbl et al., 2018), where a system needs to properly integrate multiple pieces of evidence to correctly answer a question. Figure 3.1 shows an example, which contains three associated passages, a question and several candidate choices. In order to correctly answer the question, a system has to integrate the facts “The Hanging Gardens are in Mumbai” and “Mumbai is a city in India”. There are also some irrelevant facts, such as “The Hanging Gardens provide sunset views over the Arabian Sea” and “The Arabian Sea is bounded by Pakistan and Iran”, which make the task more challenging, as an MHRC model has to distinguish the relevant facts from the irrelevant ones.

Despite being a practical task, so far MHRC has received little research attention. One notable method, Coref-GRU (Dhingra et al., 2018), uses coreference information to gather richer context for each candidate. However, one main disadvantage of Coref-GRU is that the coreferences it considers are usually local to a sentence, neglecting other useful global information. In addition, the resulting DAGs are usually very sparse, thus few new facts can be

[The Hanging Gardens], in [Mumbai], also known as Pherozeshah Mehta Gardens, are terraced gardens ... [They] provide sunset views over the [Arabian Sea] ...
[Mumbai] (also known as Bombay, the official name until 1995) is the capital city of the Indian state of Maharashtra. [It] is the most populous city in [India] ...
The [Arabian Sea] is a region of the northern Indian Ocean bounded on the north by [Pakistan] and [Iran], on the west by northeastern [Somalia] and the Arabian Peninsula, and on the east by ...
Q: (The Hanging gardens, country, ?) Candidate answers: Iran, India, Pakistan, Somalia, ...

Figure 3.1: An example from WikiHop (Welbl et al., 2018), where some relevant entity mentions and their coreferences are highlighted.

inferred. The top part of Figure 3.2 shows a directed acyclic graph (DAG) with only coreference edges. In particular, the two coreference edges infer two facts: “The Hanging Gardens provide views over the Arabian Sea” and “Mumbai is a city in India”, from which we cannot infer the ultimate fact, “The Hanging Gardens are in India”, for correctly answering this instance.

We propose a general graph scheme for evidence integration, which allows information exchange beyond co-reference nodes, by allowing arbitrary degrees of the connectivity of the reference graphs. In general, we want the resulting graphs to be more densely connected so that more useful facts can be inferred. For example each edge can connect two related entity mentions, while unrelated mentions, such as “the Arabian Sea” and “India”, may not be connected. In this paper, we consider three types of relations as shown in the bottom part of Figure 3.2.

The first type of edges connect the mentions of the *same* entity appearing across passages or further apart in the same passage. Shown in Figure 3.2, one instance connects the two “Mumbai” across the two passages. Intuitively, *same*-typed edges help to integrate global evidence related to the same entity, which are not covered by pronouns. The second type of edges connect two mentions of different entities within a context *window*. They help to pass useful evidence further across entities. For example, in the bottom graph of Figure 3.2, both *window*-typed edges of ① and ⑥ help to pass evidence from “The Hanging Gardens” to “India”, the answer of this instance. Besides, *window*-typed edges enhance the relations between local mentions that can be missed by the sequential encoding baseline. Finally, *coreference*-typed edges are further complementary to the previous two types, and thus we also include them.

Our generated graphs are complex and can have cycles, making it difficult to directly apply a DAG network (e.g. the structure of Coref-GRU). So we adopt graph recurrent network (GRN), as it has been shown successful on encoding various types of graphs, including semantic graphs (Song et al., 2018d), dependency graphs (Song et al., 2018e) and even chain graphs created by raw texts (Zhang et al., 2018).

Given an instance containing several passages and a list of candidates, we first use NER and coreference resolution tools to obtain entity mentions, and then create a graph out of the mentions and relevant pronouns. As the next step, evidence integration is executed on the graph by adopting a graph neural network on top of a sequential layer. The sequential layer learns local representation for each mention, while the graph network learns a global representation. The answer is decided by matching the representations of the mentions against the question representation.

Experiments on WikiHop (Welbl et al., 2018) show that our created graphs are highly useful for MHRC. On the hold-out testset, it achieves an accuracy of

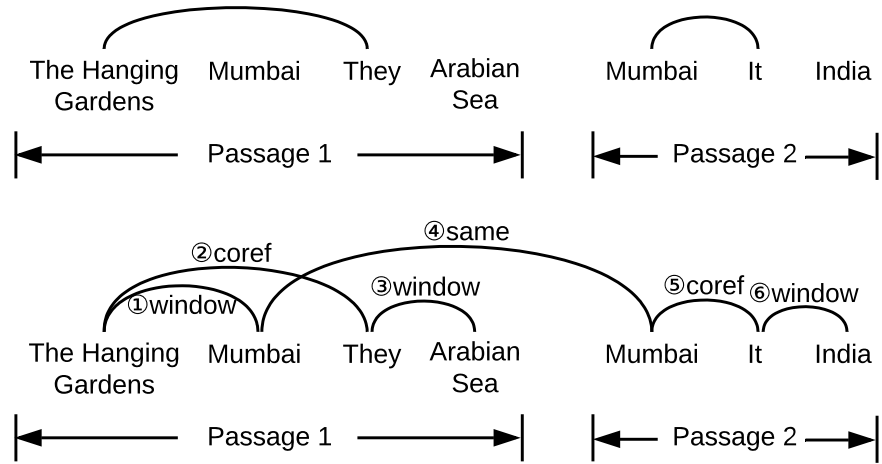


Figure 3.2: A DAG generated by Dhingra et al. (2018) (top) and a graph by considering all three types of edges (bottom) on the example in Figure 3.1.

65.4%, which is highly competitive on the leaderboard¹ as of the paper submission time. In addition, our experiments show that the questions and answers are dramatically better connected on our graphs than on the coreference DAGs, if we map the questions on graphs using the question subject. Our experiments also show a positive relation between graph connectivity and end-to-end accuracy.

On the testset of ComplexWebQuestions (Talmor and Berant, 2018), our method also achieves better results than all published numbers. To our knowledge, we are among the first to investigate graph neural networks on reading comprehension.

3.2 Baseline

As shown in Figure 3.3, we introduce two baselines, which are inspired by Dhingra et al. (2018). The first baseline, *Local*, uses a standard BiLSTM layer

¹<http://qangaroo.cs.ucl.ac.uk/leaderboard.html>

(shown in the green dotted box), where inputs are first encoded with a BiLSTM layer, and then the representation vectors for the mentions in the passages are extracted, before being matched against the question for selecting an answer. The second baseline, *Coref LSTM*, differs from *Local* by replacing the BiLSTM layer with a DAG LSTM layer (shown in the orange dotted box) for encoding additional coreference information, as proposed by Dhingra et al. (2018).

3.2.1 *Local*: BiLSTM encoding

Given a list of relevant passages, we first concatenate them into one large passage $p_1, p_2 \dots p_N$, where each p_i is a passage word and x_{p_i} is the embedding of it. The *Local* baseline adopts a Bi-LSTM to encode the passage:

$$(3.1) \quad \overleftarrow{h}_p^i = \text{LSTM}(\overleftarrow{h}_p^{i+1}, x_{p_i})$$

$$(3.2) \quad \overrightarrow{h}_p^i = \text{LSTM}(\overrightarrow{h}_p^{i-1}, x_{p_i})$$

Each hidden state contains the information of its local context. Similarly, the question words $q_1, q_2 \dots q_M$ are first converted into embeddings $x_{q_1}, x_{q_2} \dots x_{q_M}$ before being encoded by another BiLSTM:

$$(3.3) \quad \overleftarrow{h}_q^j = \text{LSTM}(\overleftarrow{h}_q^{j+1}, x_{q_j})$$

$$(3.4) \quad \overrightarrow{h}_q^j = \text{LSTM}(\overrightarrow{h}_q^{j-1}, x_{q_j})$$

3.2.2 *Coref LSTM*: DAG LSTM encoding with conference

Taking the passage word embeddings $x_{p_1}, \dots x_{p_N}$ and coreference information as the input, the DAG LSTM layer encodes each input word embedding (such

as \mathbf{x}_{p_i}) with the following gated operations²:

$$\begin{aligned}
 \mathbf{i}_i &= \sigma(\mathbf{W}_i \mathbf{x}_{p_i} + \mathbf{U}_i \sum_{i' \in \Omega(i)} \vec{\mathbf{h}}_p^{i'} + \mathbf{b}_i) \\
 \mathbf{o}_i &= \sigma(\mathbf{W}_o \mathbf{x}_{p_i} + \mathbf{U}_o \sum_{i' \in \Omega(i)} \vec{\mathbf{h}}_p^{i'} + \mathbf{b}_o) \\
 \mathbf{f}_{i',i} &= \sigma(\mathbf{W}_f \mathbf{x}_{p_i} + \mathbf{U}_f \vec{\mathbf{h}}_p^{i'} + \mathbf{b}_f) \\
 \mathbf{u}_i &= \sigma(\mathbf{W}_u \mathbf{x}_{p_i} + \mathbf{U}_u \sum_{i' \in \Omega(i)} \vec{\mathbf{h}}_p^{i'} + \mathbf{b}_u) \\
 \vec{\mathbf{c}}_p^i &= \mathbf{i}_i \odot \mathbf{u}_i + \sum_{i' \in \Omega(i)} \mathbf{f}_{i',i} \odot \vec{\mathbf{c}}_p^{i'} \\
 \vec{\mathbf{h}}_p^i &= \mathbf{o}_i \odot \tanh(\vec{\mathbf{c}}_p^i)
 \end{aligned}
 \tag{3.5}$$

$\Omega(i)$ represents all preceding words of p_i in the DAG, \mathbf{i}_i , \mathbf{o}_i and $\mathbf{f}_{i',i}$ are the input, output and forget gates, respectively. \mathbf{W}_x , \mathbf{U}_x and \mathbf{b}_x ($x \in \{i, o, f, u\}$) are model parameters.

3.2.3 Representation extraction

After encoding both the passage and the question, we obtain a representation vector for each entity mention $\epsilon_k \in \mathbf{E}$ (\mathbf{E} represents all entities), spanning from k_i to k_j , by concatenating the hidden states of its start and end positions, before they are correlated with a fully connected layer:

$$\mathbf{h}_\epsilon^k = \mathbf{W}_1[\overleftarrow{\mathbf{h}}_p^{k_i}; \overrightarrow{\mathbf{h}}_p^{k_i}; \overleftarrow{\mathbf{h}}_p^{k_j}; \overrightarrow{\mathbf{h}}_p^{k_j}] + \mathbf{b}_1,
 \tag{3.6}$$

where \mathbf{W}_1 and \mathbf{b}_1 are model parameters for compressing the concatenated vector. Note that the current multi-hop reading comprehension datasets all focus on the situation where the answer is a named entity. Similarly, the representation vector for the question is generated by concatenating the hidden states of its first and last positions:

$$\mathbf{h}_q = \mathbf{W}_2[\overleftarrow{\mathbf{h}}_q^1; \overrightarrow{\mathbf{h}}_q^1; \overleftarrow{\mathbf{h}}_q^M; \overrightarrow{\mathbf{h}}_q^M] + \mathbf{b}_2
 \tag{3.7}$$

²Only the forward direction is shown for space consideration

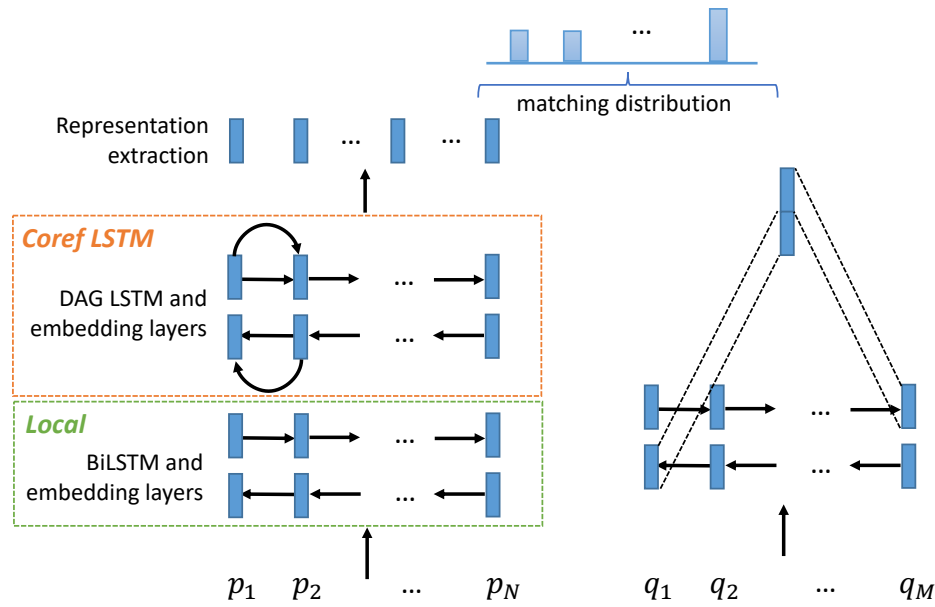


Figure 3.3: Baselines. The upper dotted box is a DAG LSTM layer with addition coreference links, while the bottom one is a typical BiLSTM layer. Either layer is used.

where W_2 and b_2 are also model parameters.

3.2.4 Attention-based matching

Given the representation vectors for the question and the entity mentions in the passages, an additive attention model (Bahdanau et al., 2015)³ is adopted by treating all entity mention representations and the question representation as the memory and the query, respectively. In particular, the probability for a candidate c being the answer given input X is calculated by summing up all

³We adopt a standard matching method, as our focus is the effectiveness of evidence integration. We leave investigating other approaches (Luong et al., 2015; Wang et al., 2017) as future work.

the occurrences of c across the input passages:⁴

$$(3.8) \quad p(c|X) = \frac{\sum_{k \in \mathcal{N}_c} \alpha_k}{\sum_{k' \in \mathcal{N}} \alpha_{k'}},$$

where \mathcal{N}_c and \mathcal{N} represent all occurrences of the candidate c and all occurrences of all candidates, respectively. Previous work (Wang et al., 2018a) shows that summing the probabilities over all occurrences of the same entity mention is important for the multi-passages scenario. α_k is the attention score for the entity mention e_k , calculated by an additive attention model shown below:

$$(3.9) \quad e_0^k = \mathbf{v}_\alpha^T \tanh(\mathbf{W}_\alpha \mathbf{h}_\epsilon^k + \mathbf{U}_\alpha \mathbf{h}_q + \mathbf{b}_\alpha)$$

$$(3.10) \quad \alpha_k = \frac{\exp(e_0^k)}{\sum_{k' \in \mathcal{N}} \exp(e_0^{k'})}$$

where \mathbf{v}_α , \mathbf{W}_α , \mathbf{U}_α and \mathbf{b}_α are model parameters.

Comparison with Dhingra et al. (2018) The Coref-GRU model (Dhingra et al., 2018) is based on the gated-attention reader (GA reader) (Dhingra et al., 2017a). GA reader is designed for the cloze-style reading comprehension task (Hermann et al., 2015), where *one* token is selected from the input passages as the answer for each instance. To adapt their model for the WikiHop benchmark, where an answer candidate can contain multiple tokens, they first generate a probability distribution over the passage tokens with GA reader, and then compute the probability for each candidate c by aggregating the probabilities of all passage tokens that appear in c and renormalizing over the candidates.

In addition to using LSTM instead of GRU⁵, the main difference between our two baselines and Dhingra et al. (2018) is that our baselines consider each candidate as a whole unit no matter whether it contains multiple tokens or not. This makes our models more effective on the datasets containing phrasal answer candidates.

⁴All candidates form a subset of all entities (\mathcal{E}).

⁵Model architectures are selected according to dev results.

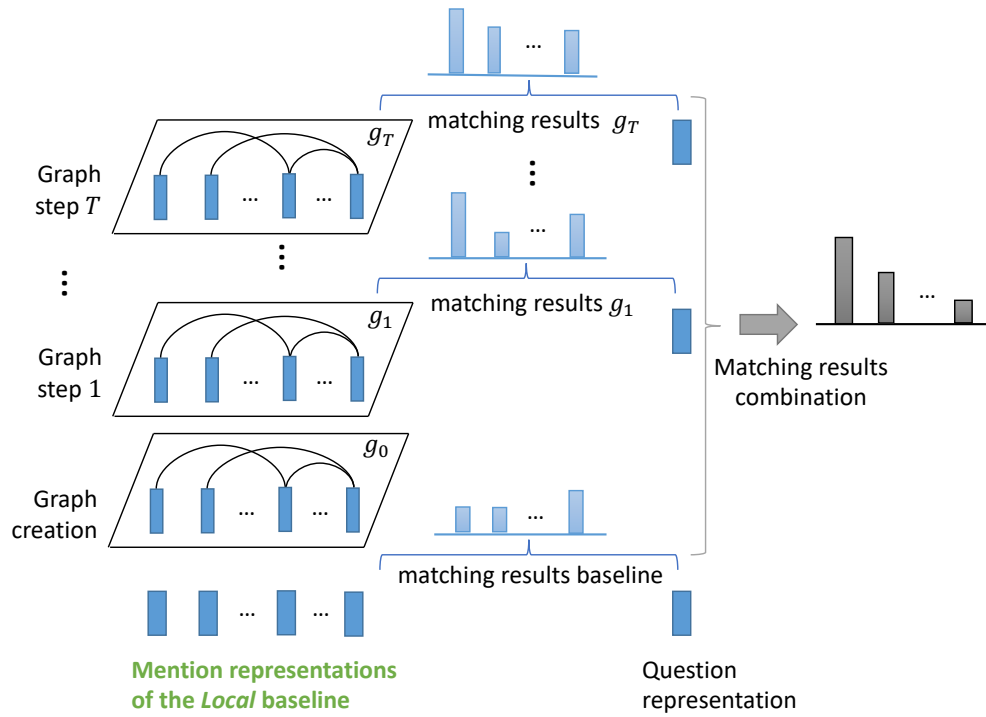


Figure 3.4: Model framework.

3.3 Evidence integration with GRN encoding

Over the representation vectors for a question and the corresponding entity mentions, we build an evidence integration graph of the entity mentions by connecting relevant mentions with edges, and then integrating relevant information for each graph node (entity mention) with a graph recurrent network (GRN) (Zhang et al., 2018; Song et al., 2018d). Figure 3.4 shows the overall procedure of our approach.

3.3.1 Evidence graph construction

As a first step, we create an evidence graph from a list of input passages to represent interrelations among entities within the passages. The entity mentions within the passages are taken as the graph nodes. They are automatically gen-

erated by NER and coreference annotators, so that each graph node is either an entity mention or a pronoun representing an entity. We then create a graph by ensuring that edges between two nodes follow the situations below:

- They are occurrences of the **same** entity mention across passages or with a distance larger than a threshold τ_L when being in the same passage.
- One is an entity mention and the other is its **coreference**. Our coreference information is automatically generated by a coreference annotator.
- Between two mentions of different entities in the same passage within a **window** threshold of τ_S .

Between every two entities that satisfy the situations above, we make two edges in opposite directions. As a result, each generated graph can also be considered as an undirected graph.

3.3.2 Evidence integration with graph encoding

Tackling multi-hop reading comprehension requires inferring on global context. As the next step, we merge related information through the three types of edges just created by applying GRN on our graphs.

Figure 3.5 shows the overall structure of our graph encoder. Formally, given a graph $G = (V, E)$, a hidden state vector s^k is created to represent each entity mention $\epsilon_k \in V$. The state of the graph can thus be represented as:

$$(3.11) \quad \mathbf{g} = \{s^k\} | \epsilon_k \in V$$

In order to integrate non-local evidence among nodes, information exchange between neighborhooding nodes is performed through recurrent state transitions, leading to a sequence of graph states $\mathbf{g}_0, \mathbf{g}_1, \dots, \mathbf{g}_T$, where $\mathbf{g}_T = \{s_T^k\} | \epsilon_k \in$

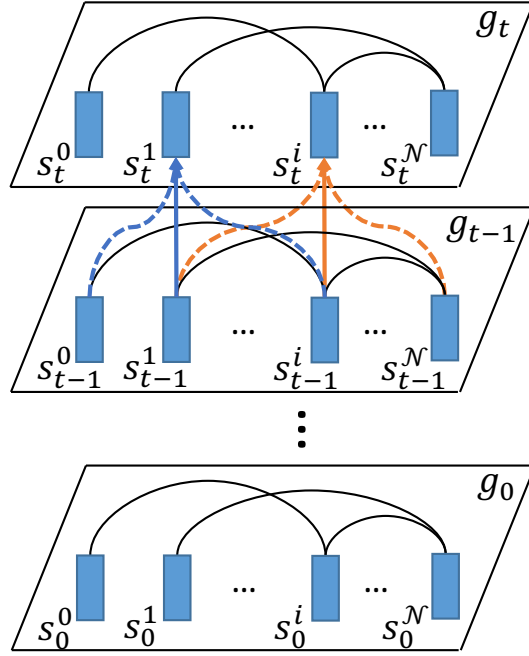


Figure 3.5: Graph recurrent network for evidence graph encoding.

V and T is a hyperparameter representing the number of graph state transition decided by a development experiment. For initial state $\mathbf{g}_0 = \{s_0^k\} | \epsilon_k \in V$, we initialize each s_0^k by:

$$(3.12) \quad s_0^k = \mathbf{W}_3[\mathbf{h}_{\epsilon}^k; \mathbf{h}_q] + \mathbf{b}_3,$$

where \mathbf{h}_{ϵ}^k is the corresponding representation vector of entity mention ϵ_k , calculated by Equation 3.6. \mathbf{h}_q is the question representation. \mathbf{W}_3 and \mathbf{b}_3 are model parameters.

State transition A gated recurrent neural network is used to model the state transition process. In particular, the transition from \mathbf{g}_{t-1} to \mathbf{g}_t consists of a hidden state transition for each node, as shown in Figure 3.5. At each step t , direct information exchange is conducted between a node and all its neighbors. To avoid gradient diminishing or bursting, LSTM (Hochreiter and Schmidhu-

ber, 1997) is adopted, where a cell vector c_t^k is taken to record memory for hidden state s_t^k :

$$\begin{aligned}
 i_t^k &= \sigma(W_i m_t^k + b_i) \\
 o_t^k &= \sigma(W_o m_t^k + b_o) \\
 f_t^k &= \sigma(W_f m_t^k + b_f) \\
 u_t^k &= \sigma(W_u m_t^k + b_u) \\
 c_t^k &= f_t^k \odot c_{t-1}^k + i_t^k \odot u_t^k \\
 s_t^k &= o_t^k \odot \tanh(c_t^k),
 \end{aligned}
 \tag{3.13}$$

where c_t^k is the cell vector to record memory for s_t^k , and i_t^k , o_t^k and f_t^k are the input, output and forget gates, respectively. W_x and b_x ($x \in \{i, o, f, u\}$) are model parameters. In the remaining of this thesis, I will use the symbol *LSTM* to represent Equation 3.13. m_t^k is the sum of the neighborhood hidden states for the node ϵ_k ⁶:

$$m_t^k = \sum_{i \in \Omega(k)} s_{t-1}^i
 \tag{3.14}$$

$\Omega(k)$ represents the set of all neighbors of ϵ_k .

Message passing To describe GRN using the message parsing framework shown in Equations 2.1 and 2.2 (Section 2.2), m_t^k represents the message for node ϵ_k at step t . It is first aggregated by summing up the hidden states of all neighbors of ϵ_k , before being applied to update s_t^k with an LSTM step.

Recurrent steps Using the above state transition mechanism, information from each node propagates to all its neighboring nodes after each step. Therefore, for the worst case where the input graph is a chain of nodes, the maximum

⁶We tried distinguishing neighbors by different types of edges, but it does not improve the performance.

number of steps necessary for information from one arbitrary node to reach another is equal to the size of the graph. We experiment with different transition steps to study the effectiveness of global encoding.

Note that unlike the sequence LSTM encoder, our graph encoder allows parallelization in node-state updates, and thus can be highly efficient using a GPU. It is general and can be potentially applied to other tasks, including sequences, syntactic trees and cyclic structures.

3.3.3 Matching and combination

After evidence integration, we match the hidden states at each graph encoding step with the question representation using the same additive attention mechanism introduced in the Baseline section. In particular, for each entity ϵ_k , the matching results for the baseline and each graph encoding step t are first generated, before being combined using a weighted sum to obtain the overall matching result:

$$(3.15) \quad e_t^k = \mathbf{v}_{a_t}^T \tanh(\mathbf{s}_t^k \mathbf{W}_{a_t} + \mathbf{h}_q \mathbf{U}_{a_t} + \mathbf{b}_{a_t})$$

$$(3.16) \quad e^k = \mathbf{w}_c \odot [e_0^k, e_1^k, \dots, e_T^k] + b_c,$$

where e_0^k is the baseline matching result for ϵ_k , e_t^k is the matching results after t steps, and T is the total number of graph encoding steps. \mathbf{W}_{a_t} , \mathbf{U}_{a_t} , \mathbf{v}_{a_t} , \mathbf{b}_{a_t} , \mathbf{w}_c and b_c are model parameters. In addition, a probability distribution is calculated from the overall matching results using softmax, similar to Equations 3.10. Finally, probabilities that belong to the same entity mention are merged to obtain the final distribution, as shown in Equation 3.8.

3.4 Training

We train both the baseline and our models using the cross-entropy loss:

$$(3.17) \quad l = -\log p(c^*|\mathbf{X};\boldsymbol{\theta}),$$

where c^* is ground-truth answer, \mathbf{X} and $\boldsymbol{\theta}$ are the input and model parameters, respectively. Adam (Kingma and Ba, 2014) with a learning rate of 0.001 is used as the optimizer. Dropout with rate 0.1 and a l_2 normalization weight of 10^{-8} are used during training.

3.5 Experiments on WikiHop

In this section, we study the effectiveness of rich types of edges and the graph encoders using the WikiHop (Welbl et al., 2018) dataset. It is designed for multi-evidence reasoning, as its construction process makes sure that multiple evidence are required for inducing the answer for each instance.

3.5.1 Data

The dataset contains around 51K instances, including 44K for training, 5K for development and 2.5K for held-out testing. Each instance consists of a question, a list of associated passages, a list of candidate answers and a correct answer. One example is shown in Figure 3.1. On average each instance has around 19 candidates, all of which are the same category. For example, if the answer is a country, all other candidates are also countries. We use Stanford CoreNLP (Manning et al., 2014) to obtain coreference and NER annotations. Then the entity mentions, pronoun coreferences and the provided candidates are taken as graph nodes to create an evidence graph. The distance thresholds

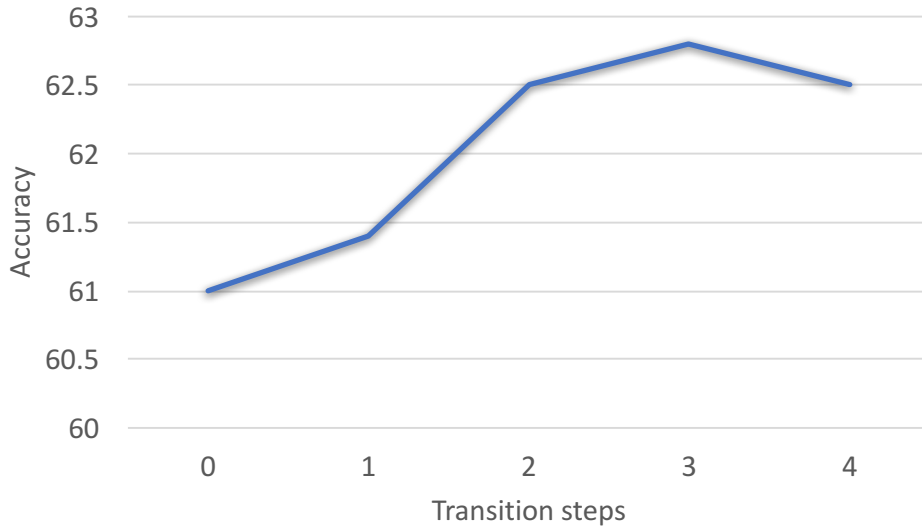


Figure 3.6: DEV performances of different transition steps.

(τ_L and τ_S , in Section 3.3.1) for making *same* and *window* typed edges are set to 200 and 20, respectively.

3.5.2 Settings

We study the model behavior on the WikiHop devset, choosing the best hyperparameters for online system evaluation on the final holdout testset. Our word embeddings are initialized from the 300-dimensional pretrained Glove word embeddings (Pennington et al., 2014) on Common Crawl, and are not updated during training.

For model hyperparameters, we set the graph state transition number as 3 according to development experiments. Each node takes information from at most 200 neighbors, where *same* and *coref* typed neighbors are kept first. The hidden vector sizes for both bidirectional LSTM and GRN layers are set to 300.

Model	Dev	Test
GA w/ GRU (Dhingra et al., 2018)	54.9	–
GA w/ Coref-GRU (Dhingra et al., 2018)	56.0	59.3
Local	61.0	–
Local-2L	61.3	–
Coref LSTM	61.4	–
Coref GRN	61.4	–
Fully-Connect-GRN	61.3	–
MHQA-GRN	62.8	65.4
Leaderboard 1st [anonymized]†	–	70.6
Leaderboard 2nd [anonymized]†	–	67.6
3rd, Cao et al. (2018)†	–	67.6

Table 3.1: Main results (unmasked) on WikiHop, where systems with † use ELMo (Peters et al., 2018).

3.5.3 Development experiments

Figure 3.6 shows the devset performance of our GRN-based model with different transition steps. It shows the baseline performances when transition step is 0. The accuracy goes up when increasing the transition step to 3. Further increasing the transition step leads to a slight performance decrease. One reason can be that executing more transition steps may also introduce more noise through richly connected edges. We set the transition step to 3 for all remaining experiments.

3.5.4 Main results

Table 3.1 shows the main comparison results⁷ with existing work. *GA w/ GRU* and *GA w/ Coref-GRU* correspond to Dhingra et al. (2018), and their reported numbers are copied. The former is their baseline, a gated-attention reader (Dhingra et al., 2017a), and the latter is their proposed method.

For our baselines, *Local* and *Local-2L* encode passages with a BiLSTM and a 2-layer BiLSTM, respectively, both only capture local information for each mention. We introduce *Local-2L* for better comparison, as our models have more parameters than *Local*. *Coref LSTM* is another baseline, encoding passages with coreference annotations by a DAG LSTM (Section 3.2.2). This is a reimplementation of Dhingra et al. (2018) based on our framework. *Coref GRN* is another baseline that encodes coreferences with GRN. It is for contrasting coreference DAGs with our evidence integration graphs. *MHQA-GRN* corresponds to our evidence integration approaches via graph encoding, adopting GRN for graph encoding.

First, even our *Local* show much higher accuracies compared with *GA w/ GRU* and *GA w/ Coref-GRU*. This is because our models are more compatible with the evaluated dataset. In particular, *GA w/ GRU* and *GA w/ Coref-GRU* calculate the probability for each candidate by summing up the probabilities of all tokens within the candidate. As a result, they cannot handle phrasal candidates very well, especially for the overlapping candidates, such as “New York” and “New York City”. On the other hand, we consider each candidate answer as a single unit, and does not suffer from this issue. As a reimplementation of their idea, *Coref LSTM* only shows 0.4 points gains over *Local*, a stronger baseline

⁷At paper-writing time, we observe a recent short arXiv paper (Cao et al., 2018) and two anonymous papers submitted to ICLR, showing better results with ELMo (Peters et al., 2018). Our main contribution is studying an evidence integration approach, which is orthogonal to the contribution of ELMo on large-scale training. We will investigate ELMo in a future version.

Edge type	Dev
all types	62.8
w/o same	61.9
w/o coref	61.7
w/o window	62.4
only same	61.6
only coref	61.4
only window	61.1

Table 3.2: Ablation study on different types of edges using GRN as the graph encoder.

than *GA w/ GRU*. On the other hand, *MHQA-GRN* is 1.8 points more accurate than *Local*.

The comparisons below help to further pinpoint the advantage of our approach: *MHQA-GRN* is 1.4 points better than *Coref GRN*, while *Coref GRN* gives a comparable performance with *Coref LSTM*. Both comparisons show that our evidence graphs are the main reason for achieving the 1.8-points improvement, and it is mainly because our evidence graphs are better connected than coreference DAGs and are more suitable for integrating relevant evidence. *Local-2L* is not significantly better than *Local*, meaning that simply introducing more parameters does not help.

In addition to the systems above, we introduce *Fully-Connect-GRN* for demonstrating the effectiveness of our evidence graph creating approach. *Fully-Connect-GRN* creates fully connected graphs out of the entity mentions, before encoding them with GRN. Within each fully connected graph, the question is directly connected with the answer. However, fully connected graphs are brute-force connections, and are not representative for integrating related evidence. *MHQA-GRN* is 1.5 points better than *Fully-Connect-GRN*, while ques-

tions and answers are more directly connected (with distance 1 for all cases) by *Fully-Connect-GRN*. The main reason can be that our evidence graphs only connect related entity mentions, making our models easier to learn how to integrate evidence. On the other hand, there are barely learnable patterns within fully connected graphs. More analyses on the relation between graph connectivity and end-to-end performance will be shown in later paragraphs.

We observe some unpublished papers showing better results with ELMo (Peters et al., 2018), which is orthogonal to our contribution.

3.5.5 Analysis

Effectiveness of edge types Table 3.2 shows the ablation study of different types of edges that we introduce for evidence integration. The first group shows the situations where one type of edges are removed. In general, there is a large performance drop by removing any type of edges. The reason can be that the connectivity of the resulting graphs is reduced, thus fewer facts can be inferred. Among all these types, removing *window*-typed edges causes the least performance drop. One possible reason is that some information captured by them has been well captured by sequential encoding. However, *window*-typed edges are still useful, as they can help passing evidence through to further nodes. Take Figure 3.2 as an example, two *window*-typed edges help to pass information from “The Hanging Gardens” to “India”. The other two types of edges are slightly more important than *window*-typed edges. Intuitively, they help to gather more global information than *window*-typed edges, thus learn better representations for entities by integrating contexts from their occurrences and co-references.

The second group of Table 3.2 shows the model performances when only one type of edges are used. None of the performances with single-typed edges

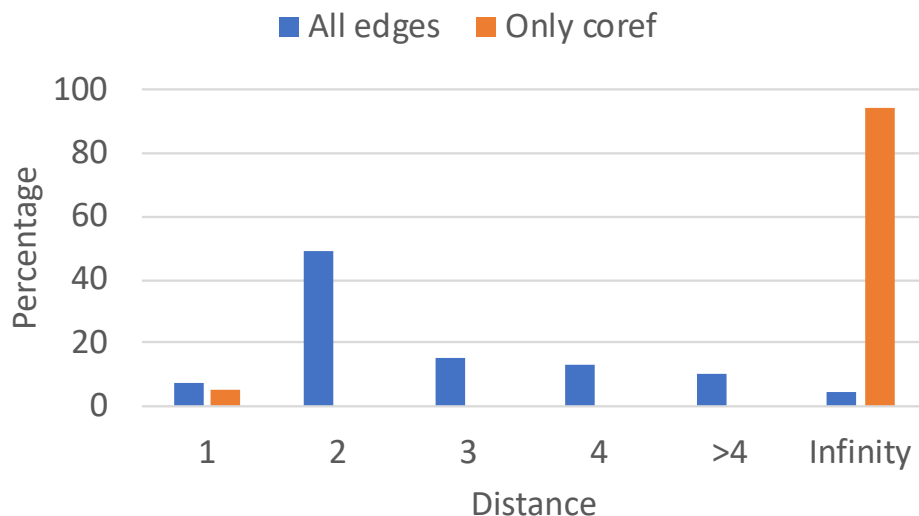


Figure 3.7: Distribution of distances between a question and an answer on the DEVSET.

are significantly better than the *Local* baseline, whereas the combination of all types of edges achieves a much better accuracy (1.8 points) than *Local*. This indicates the importance of evidence integration over better connected graphs. We show more detailed quantitative analyses later on. The numbers generally demonstrate the same patterns as the first group. In addition, *only same* is slightly better than *only coref*. It is likely because some coreference information can also be captured by sequential encoding.

Distance Figure 3.7 shows the percentage distribution of distances between a question and its closest answer when either all types of edges are adopted or only coreference edges are used. The subject of each question⁸ is used to locate the question on the corresponding graph.

When all types of edges are adopted, the questions and the answers for more than 90% of the development instances are connected, and the question-and-answer distances for more than 70% are within 3. On the other hand, the

⁸As shown in Figure 3.1, each question has a subject, a relation and asks for the object.

instances with distances longer than 4 only count for 10%. This can be the reason why performances do not increase when more than 3 transition steps are performed in our model. The advantage of our approach can be shown by contrasting the distance distributions over graphs generated either by the baseline or by our approach.

We further evaluate both approaches on a subset of the development instances, where the answer-and-question distance is at most 3 in our graph. The accuracies of *Coref LSTM* and *MHQA-GRN* on this subset are 61.1 and 63.8, respectively. Comparing with the performances on the whole devset (61.4 vs 62.8), the performance gap on this subset is increased by 1.3 points. This indicates that our approach can better handle these “relatively easy” reasoning tasks. However, as shown in Figure 3.6, instances that require large reasoning steps are still challenging to our approach.

3.6 Experiments on ComplexWebQuestions

In this section, we conduct experiments on the newly released ComplexWebQuestions version 1.1 (Talmor and Berant, 2018) for better evaluating our approach. Compared with WikiHop, where the complexity is implicitly specified in the passages, the complexity of this dataset is explicitly specified on the question side. One example question is “What city is the birthplace of the author of ‘Without end’?”. A two-step reasoning is involved, with the first step being “the author of ‘Without end’” and the second being “the birthplace of x ”. x is the answer of the first step.

In this dataset, web snippets (instead of passages as in WikiHop) are used for extracting answers. The baseline of Talmor and Berant (2018) (*SimpQA*) only uses a full question to query the web for obtaining relevant snippets, while their model (*SplitQA*) obtains snippets for both the full question and its sub-

Model	Dev	Test
SimpQA	30.6	–
SplitQA	31.1	–
Local	31.2	28.1
MHQA-GRN w/ only same	32.2	–
MHQA-GRN	33.2	30.1
SplitQA w/ additional labeled data	35.6	34.2

Table 3.3: Results on the ComplexWebQuestions dataset.

questions. With all the snippets, *SplitQA* models the QA process based on a computation tree⁹ of the full question. In particular, they first obtain the answers for the sub-questions, and then integrate those answers based on the computation tree. In contrast, our approach creates a graph from all the snippets, thus the succeeding evidence integration process can join all associated evidence.

Main results As shown in Table 3.3, similar to the observations in WikiHop, *MHQA-GRN* achieves large improvements over *Local*. Both the baselines and our models use all web snippets, but *MHQA-GRN* further considers the structural relations among entity mentions. *SplitQA* achieves 0.5% improvement over *SimpQA*¹⁰. Our *Local* baseline is comparable with *SplitQA* and our graph-based models contribute a further 2% improvement over *Local*. This indicates that considering structural information on passages is important for the dataset.

Analysis To deal with complex questions that require evidence from mul-

⁹A computation tree is a special type of semantic parse, which has two levels. The first level contains sub-questions and the second level is a composition operation.

¹⁰Upon the submission time, the authors of ComplexWebQuestions have not reported testing results for the two methods. To make a fair comparison we compare the devset accuracy.

tuple passages to answer, previous work (Wang et al., 2018b; Lin et al., 2018; Wang et al., 2018c) collect evidence from occurrences of an entity in different passages. The above methods correspond to a special case of our method, i.e. MHQA with only the *same*-typed edges. From Table 3.3, our method gives 1 point increase over *MHQA-GRN w/ only same*, and it gives more increase in WikiHop (comparing *all types* with *only same* in Table 3.2). Both results indicate that our method could capture more useful information for multi-hop QA tasks, compared to the methods developed for previous multi-passage QA tasks. This is likely because our method integrates not only evidences for an entity but also these for other related entities.

The leaderboard reports *SplitQA* with additional sub-question annotations and gold answers for sub-questions. These pairs of sub-questions and answers are used as additional data for training *SplitQA*. The above approach relies on annotations of ground-truth answers for sub-questions and semantic parses, thus is not practically useful in general. However, the results have additional value since it can be viewed as an upper bound of *SplitQA*. Note that the gap between this upper bound and our *MHQA-GRN* is small, which further proves that larger improvement can be achieved by introducing structural connections on the passage side to facilitate evidence integration.

3.7 Related Work

Question answering with multi-hop reasoning Multi-hop reasoning is an important ability for dealing with difficult cases in question answering (Rajpurkar et al., 2016; Boratko et al., 2018). Most existing work on multi-hop QA focuses on hopping over knowledge bases or tables (Jain, 2016; Neelakantan et al., 2016; Yin et al., 2016), thus the problem is reduced to deduction on a readily-defined structure with known relations. In contrast, we study multi-hop QA on tex-

tual data and we introduce an effective approach for creating evidence integration graph structures over the textual input for solving our problems. Previous work (Hill et al., 2015; Shen et al., 2017) studying multi-hop QA on text does not create reference structures. In addition, they only evaluate their models on a simple task (Weston et al., 2015) with a very limited vocabulary and passage length. Our work is fundamentally different from theirs by modeling structures over the input, and we evaluate our models on more challenging tasks.

Recent work starts to exploit ways for creating structures from inputs. Talmor and Berant (2018) build a two-level computation tree over each question, where the first-level nodes are sub-questions and the second-level node is a composition operation. The answers for the sub-questions are first generated, and then combined with the composition operation. They predefine two composition operations, which makes it not general enough for other QA problems. Dhingra et al. (2018) create DAGs over passages with coreference. The DAGs are then encoded using a DAG recurrent network. Our work follows the second direction by creating reasoning graphs on the passage side. However, we consider more types of relations than coreference, making a thorough study on evidence integration. Besides, we also investigate a recent graph neural network (namely GRN) on this problem.

Question answering over multiple passages Recent efforts in open-domain QA start to generate answers from multiple passages instead of a single passage. However, most existing work on multi-passage QA selects the most relevant passage for answering the given question, thus reducing the problem to single-passage reading comprehension (Chen et al., 2017a; Dunn et al., 2017; Dhingra et al., 2017b; Wang et al., 2018a; Clark and Gardner, 2018). Our method is fundamentally different by truly leveraging multiple passages.

A few multi-passage QA approaches merge evidence from multiple pas-

sages before selecting an answer (Wang et al., 2018b; Lin et al., 2018; Wang et al., 2018c). Similar to our work, they combine evidences from multiple passages, thus fully utilizing input passages. The key difference is that their approaches focus on how the contexts of a single answer candidate from different passages could cover different aspects of a complex question, while our approach studies how to properly integrate the related evidence of an answer candidate, some of which come from the contexts of different entity mentions. This increases the difficulty, since those contexts do not co-occur with the candidate answer nor the question. When a piece of evidence does not co-occur with the answer candidate, it is usually difficult for these methods to integrate the evidence. This is also demonstrated by our empirical comparison, where our approach shows much better performance than combining only the evidence of the same entity mentions.

3.8 Conclusion

We have introduced a new approach for tackling multi-hop reading comprehension (MHRC), with a graph-based evidence integration process. Given a question and a list of passages, we first connect related evidence in reference passages into a graph, and then adopt recent graph neural networks to encode resulted graphs for performing evidence integration. Results show that the three types of edges are useful on combining global evidence and that the graph neural networks are effective on encoding complex graphs resulted by the first step. Our approach shows highly competitive performances on two standard MHRC datasets.

4 Graph Recurrent Network for n -ary Relation Extraction

In this chapter, we propose to tackle cross-sentence n -ary relation extraction, which aims at detecting relations among n entities across multiple sentences. Typical methods formulate an input as a *document graph*, integrating various intra-sentential and inter-sentential dependencies. The current state-of-the-art method splits the input graph into two DAGs, adopting a DAG-structured LSTM for each. Though being able to model rich linguistic knowledge by leveraging graph edges, important information can be lost in the splitting procedure. We propose a graph model by extending our graph recurrent network (GRN) with additional edge labels. In particular, it uses a parallel state to model each word, recurrently enriching state values via message passing with its neighbors. Compared with DAG LSTMs, our graph model keeps the original graph structure, and speeds up computation by allowing more parallelization. On a standard benchmark, our model shows the best result in the literature.

4.1 Introduction

As a central task in natural language processing, relation extraction has been investigated on news, web text and biomedical domains. It has been shown

The deletion mutation on exon-19 of **EGFR** gene was present in 16 patients, while the **858E** point mutation on exon-21 was noted in 10.

All patients were treated with **gefitinib** and showed a partial response.

Table 4.1: An example showing that tumors with *L858E* mutation in *EGFR* gene respond to *gefitinib* treatment.

to be useful for detecting explicit facts, such as cause-effect (Hendrickx et al., 2009), and predicting the effectiveness of a medicine on a cancer caused by mutation of a certain gene in the biomedical domain (Quirk and Poon, 2017; Peng et al., 2017). While most existing work extracts relations within a sentence (Zelenko et al., 2003; Palmer et al., 2005; Zhao and Grishman, 2005; Jiang and Zhai, 2007; Plank and Moschitti, 2013; Li and Ji, 2014; Gormley et al., 2015; Miwa and Bansal, 2016; Zhang et al., 2017), the task of cross-sentence relation extraction has received increasing attention (Gerber and Chai, 2010; Yoshikawa et al., 2011). Recently, Peng et al. (2017) extend cross-sentence relation extraction by further detecting relations among several entity mentions (n -ary relation). Table 4.1 shows an example, which conveys the fact that cancers caused by the *858E* mutation on *EGFR* gene can respond to the *gefitinib* medicine. The three entity mentions form a ternary relation yet appear in distinct sentences.

Peng et al. (2017) proposed a graph-structured LSTM for n -ary relation extraction. As shown in Figure 4.1 (a), graphs are constructed from input sentences with dependency edges, links between adjacent words, and inter-sentence relations, so that syntactic and discourse information can be used for relation extraction. To calculate a hidden state encoding for each word, Peng et al. (2017) first split the input graph into two directed acyclic graphs (DAGs) by separating left-to-right edges from right-to-left edges (Figure 4.1 (b)). Then, two separate gated recurrent neural networks, which extend tree LSTM (Tai et al., 2015), were adopted for each single-directional DAG, respectively. Fi-

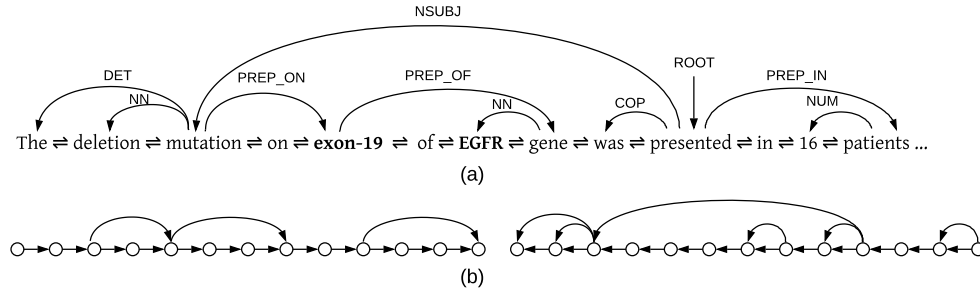


Figure 4.1: (a) A fraction of the dependency graph of the example in Table 4.1. For simplicity, we omit edges of discourse relations. (b) Results after splitting the graph into two DAGs.

nally, for each word, the hidden states of both directions are concatenated as the final state. The bi-directional DAG LSTM model showed superior performance over several strong baselines, such as tree-structured LSTM (Miwa and Bansal, 2016), on a biomedical-domain benchmark.

However, the bidirectional DAG LSTM model suffers from several limitations. First, important information can be lost when converting a graph into two separate DAGs. For the example in Figure 4.1, the conversion breaks the inner structure of “exon-19 of EGFR gene”, where the relation between “exon-19” and “EGFR” via the dependency path “exon-19 $\xrightarrow{\text{PREP_OF}}$ gene $\xrightarrow{\text{NN}}$ EGFR” is lost from the original subgraph. Second, using LSTMs on both DAGs, information of only ancestors and descendants can be incorporated for each word. Sibling information, which may also be important, is not included.

A potential solution to the problems above is to model a graph as a whole, learning its representation without breaking it into two DAGs. Due to the existence of cycles, naive extension of tree LSTMs cannot serve this goal. Recently, graph convolutional networks (GCN) (Kipf and Welling, 2017; Marcheggiani and Titov, 2017; Bastings et al., 2017) and graph recurrent networks (GRN) (Zhang et al., 2018; Song et al., 2018d) have been proposed for representing

graph structures for NLP tasks. Such methods encode a given graph by hierarchically learning representations of neighboring nodes in the graphs via their connecting edges. While GCNs use CNN for information exchange, GRNs take gated recurrent steps to this end. For fair comparison with DAG LSTMs, we build a graph model by extending Song et al. (2018d), which strictly follow the configurations of Peng et al. (2017) such as the source of features and hyper parameter settings. In particular, the full input graph is modeled as a single state, with words in the graph being its sub states. State transitions are performed on the graph recurrently, allowing word-level states to exchange information through dependency and discourse edges. At each recurrent step, each word advances its current state by receiving information from the current states of its adjacent words. Thus with increasing numbers of recurrent steps each word receives information from a larger context. Figure 4.2 shows the recurrent transition steps where each node works simultaneously within each transition step.

Compared with bidirectional DAG LSTM, our method has several advantages. First, it keeps the original graph structure, and therefore no information is lost. Second, sibling information can be easily incorporated by passing information up and then down from a parent. Third, information exchange allows more parallelization, and thus can be very efficient in computation.

Results show that our model outperforms a bidirectional DAG LSTM baseline by 5.9% in accuracy, overtaking the state-of-the-art system of Peng et al. (2017) by 1.2%. Our code is available at <https://github.com/freesunshine0316/nary-grn>.

Our contributions are summarized as follows.

- We empirically compared our GRN with DAG LSTM for n -ary relation extraction tasks, showing that the former is better by more effective use of structural information;

- To our knowledge, we are the first to investigate a graph recurrent network for modeling dependency and discourse relations.

4.2 Task Definition

Formally, the input for cross-sentence n -ary relation extraction can be represented as a pair $(\mathcal{E}, \mathcal{T})$, where $\mathcal{E} = (\epsilon_1, \dots, \epsilon_N)$ is the set of entity mentions, and $\mathcal{T} = [S_1; \dots; S_M]$ is a text consisting of multiple sentences. Each entity mention ϵ_i belongs to one sentence in \mathcal{T} . There is a predefined relation set $\mathcal{R} = (r_1, \dots, r_L, \text{None})$, where *None* represents that no relation holds for the entities. This task can be formulated as a binary classification problem of determining whether $\epsilon_1, \dots, \epsilon_N$ together form a relation (Peng et al., 2017), or a multi-class classification problem of detecting which relation holds for the entity mentions. Take Table 4.1 as an example. The binary classification task is to determine whether *gefitinib* would have an effect on this type of cancer, given a cancer patient with *858E* mutation on gene *EGFR*. The multi-class classification task is to detect the exact drug effect: response, resistance, sensitivity, etc.

4.3 Baseline: Bi-directional DAG LSTM

Peng et al. (2017) formulate the task as a graph-structured problem in order to adopt rich dependency and discourse features. In particular, Stanford parser (Manning et al., 2014) is used to assign syntactic structure to input sentences, and heads of two consecutive sentences are connected to represent discourse information, resulting in a graph structure. For each input graph $G = (V, E)$, the nodes V are words within input sentences, and each edge $e \in E$ connects two words that either have a relation or are adjacent to each other. Each edge is denoted as a triple (i, j, l) , where i and j are the indices of the source and

target words, respectively, and the edge label l indicates either a dependency or discourse relation (such as “nsubj”) or a relative position (such as “next_tok” or “prev_tok”). Throughout this paper, we use $E_{in}(j)$ and $E_{out}(j)$ to denote the sets of incoming and outgoing edges for word j .

For a bi-directional DAG LSTM baseline, we follow Peng et al. (2017), splitting each input graph into two separate DAGs by separating left-to-right edges from right-to-left edges (Figure 4.1). Each DAG is encoded by using a DAG LSTM (Section 4.3.2), which takes both source words and edge labels as inputs (Section 4.3.1). Finally, the hidden states of entity mentions from both LSTMs are taken as inputs to a logistic regression classifier to make a prediction:

$$(4.1) \quad \hat{y} = \text{softmax}(\mathbf{W}_0[\mathbf{h}_{\epsilon_1}; \dots; \mathbf{h}_{\epsilon_N}] + \mathbf{b}_0),$$

where \mathbf{h}_{ϵ_j} is the hidden state of entity ϵ_j . \mathbf{W}_0 and \mathbf{b}_0 are parameters.

4.3.1 Input Representation

Both nodes and edge labels are useful for modeling a syntactic graph. As the input to our DAG LSTM, we first calculate the representation for each edge (i, j, l) by:

$$(4.2) \quad \mathbf{x}_{i,j}^l = \mathbf{W}_1([e_l; e_i]) + \mathbf{b}_1,$$

where \mathbf{W}_1 and \mathbf{b}_1 are model parameters, e_i is the embedding of the source word indexed by i , and e_l is the embedding of the edge label l .

4.3.2 Encoding process

The baseline LSTM model learns DAG representations sequentially, following word orders. Taking the edge representations (such as $\mathbf{x}_{i,j}^l$) as input, gated state transition operations are executed on both the forward and backward DAGs.

For each word j , the representations of its incoming edges $E_{in}(j)$ are summed up as one vector:

$$(4.3) \quad \mathbf{x}_j^{in} = \sum_{(i,j,l) \in E_{in}(j)} \mathbf{x}_{i,j}^l$$

Similarly, for each word j , the states of all incoming nodes are summed to a single vector before being passed to the gated operations:

$$(4.4) \quad \mathbf{h}_j^{in} = \sum_{(i,j,l) \in E_{in}(j)} \mathbf{h}_i$$

Finally, the gated state transition operation for the hidden state \mathbf{h}_j of the j -th word can be defined as:

$$(4.5) \quad \begin{aligned} \mathbf{i}_j &= \sigma(\mathbf{W}_i \mathbf{x}_j^{in} + \mathbf{U}_i \mathbf{h}_j^{in} + \mathbf{b}_i) \\ \mathbf{o}_j &= \sigma(\mathbf{W}_o \mathbf{x}_j^{in} + \mathbf{U}_o \mathbf{h}_j^{in} + \mathbf{b}_o) \\ \mathbf{f}_{i,j} &= \sigma(\mathbf{W}_f \mathbf{x}_{i,j}^l + \mathbf{U}_f \mathbf{h}_i + \mathbf{b}_f) \\ \mathbf{u}_j &= \sigma(\mathbf{W}_u \mathbf{x}_j^{in} + \mathbf{U}_u \mathbf{h}_j^{in} + \mathbf{b}_u) \\ \mathbf{c}_j &= \mathbf{i}_j \odot \mathbf{u}_j + \sum_{(i,j,l) \in E_{in}(j)} \mathbf{f}_{i,j} \odot \mathbf{c}_i \\ \mathbf{h}_j &= \mathbf{o}_j \odot \tanh(\mathbf{c}_j), \end{aligned}$$

where \mathbf{i}_j , \mathbf{o}_j and $\mathbf{f}_{i,j}$ are a set of input, output and forget gates, respectively, and \mathbf{W}_x , \mathbf{U}_x and \mathbf{b}_x ($x \in \{i, o, f, u\}$) are model parameters.

4.3.3 Comparison with Peng et al. (2017)

Our baseline is computationally similar to Peng et al. (2017), but different on how to utilize edge labels in the gated network. In particular, Peng et al. (2017) make model parameters specific to edge labels. They consider two model variations, namely *Full Parametrization (FULL)* and *Edge-Type Embedding (EMBED)*. *FULL* assigns distinct \mathbf{U} s (in Equation 4.5) to different edge types, so that each

edge label is associated with a 2D weight matrix to be tuned in training. On the other hand, *EMBED* assigns each edge label to an embedding vector, but complicates the gated operations by changing the *Us* to be 3D tensors.¹

In contrast, we take edge labels as part of the input to the gated network. In general, the edge labels are first represented as embeddings, before being concatenated with the node representation vectors (Equation 4.2). We choose this setting for both the baseline and our GRN in Section 4.4, since it requires fewer parameters compared with *FULL* and *EMBED*, thus being less exposed to overfitting on small-scaled data.

4.4 Encoding with Graph Recurrent Network

Our input graph formulation strictly follows Section 4.3. In particular, our model adopts the same methods for calculating input representation (as in Section 4.3.1) and performing classification as the baseline model. However, different from the baseline bidirectional DAG LSTM model, we leverage GRN to directly model the input graph, without splitting it into two DAGs. Comparing with the evidence graphs shown in Chapter 3, the dependency graphs are directed and contain edge labels that provide important information. Here we adapt GRN to further incorporate this information.

Figure 4.2 shows an overview of the GRN encoder for dependency graphs. Formally, given an input graph $G = (V, E)$, we define a state vector \mathbf{h}^j for each word $v_j \in V$. The state of the graph consists of all word states, and thus can be represented as:

$$(4.6) \quad \mathbf{g} = \{\mathbf{h}^j\}_{v_j \in V}$$

¹For more information please refer Section 3.3 of Peng et al. (2017).

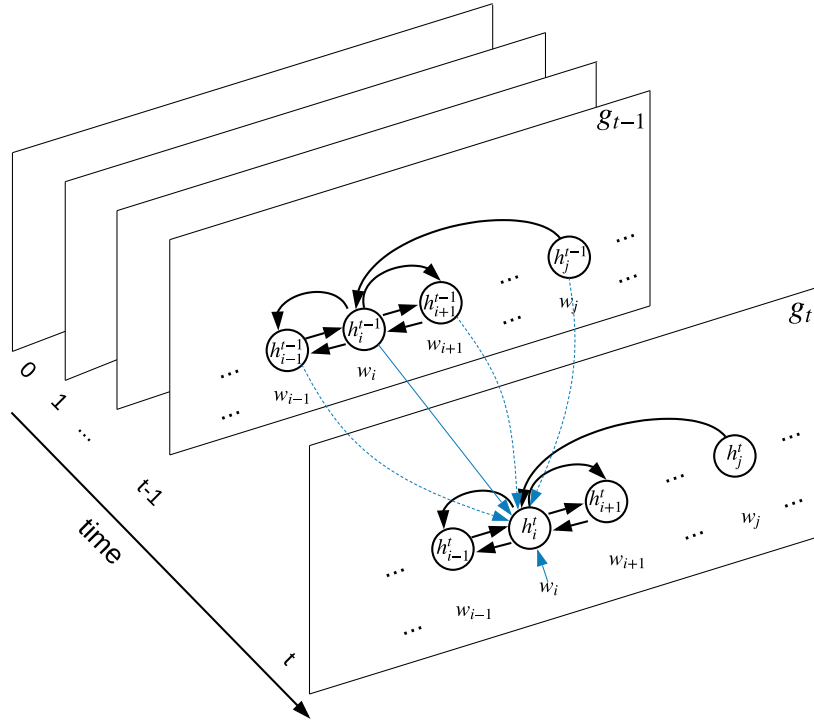


Figure 4.2: GRN encoding for a dependency graph, where each w_i is a word.

Same as Chapter 3, the GRN-based encoder performs information exchange between neighboring words through a recurrent state transition process, resulting in a sequence of graph states g_0, g_1, \dots, g_t , where $g_t = \{h_t^j\}_{v_j \in V}$, and the initial graph state g_0 consists of a set of initial word states $h_0^j = \mathbf{h}_0$, where \mathbf{h}_0 is a zero vector. The main change is on message aggregation, where we further distinguish incoming neighbors and outgoing neighbors, and edge labels are also incorporated.

For each time step t , the message to a word v_j includes the representations of the edges that are connected to v_j , where v_j can be either the source or the target of the edge. Similar to Section 4.3.1, we define each edge as a triple (i, j, l) , where i and j are indices of the source and target words, respectively, and l is the edge label. $x_{i,j}^l$ is the representation of edge (i, j, l) . The inputs for v_j are

distinguished by incoming and outgoing directions, where:

$$(4.7) \quad \begin{aligned} \mathbf{x}_j^{in} &= \sum_{(i,j,l) \in \mathbf{E}_{in}(j)} \mathbf{x}_{i,j}^l \\ \mathbf{x}_j^{out} &= \sum_{(j,k,l) \in \mathbf{E}_{out}(j)} \mathbf{x}_{j,k}^l \end{aligned}$$

Here $\mathbf{E}_{in}(j)$ and $\mathbf{E}_{out}(j)$ denote the sets of incoming and outgoing edges of v_j , respectively.

In addition to edge inputs, the message also contains the hidden states of its incoming and outgoing words during a state transition. In particular, the states of all incoming words and outgoing words are summed up, respectively:

$$(4.8) \quad \begin{aligned} \mathbf{h}_j^{in} &= \sum_{(i,j,l) \in \mathbf{E}_{in}(j)} \mathbf{h}_{t-1}^i \\ \mathbf{h}_j^{out} &= \sum_{(j,k,l) \in \mathbf{E}_{out}(j)} \mathbf{h}_{t-1}^k, \end{aligned}$$

Based on the above definitions of \mathbf{x}_j^{in} , \mathbf{x}_j^{out} , \mathbf{h}_j^{in} and \mathbf{h}_j^{out} , the message \mathbf{m}_t^j is aggregated by their concatenation:

$$(4.9) \quad \mathbf{m}_t^j = [\mathbf{x}_j^{in}; \mathbf{x}_j^{out}; \mathbf{h}_j^{in}; \mathbf{h}_j^{out}],$$

before being applied with an LSTM step (defined in Equation 3.13) to update the node hidden state \mathbf{h}_{t-1}^j :

$$(4.10) \quad \mathbf{h}_t^j, \mathbf{c}_t^j = \text{LSTM}(\mathbf{m}_t^j, [\mathbf{h}_{t-1}^j, \mathbf{c}_{t-1}^j]),$$

where \mathbf{c}^j is the cell memory for hidden state \mathbf{h}^j .

GRN vs bidirectional DAG LSTM A contrast between the baseline DAG LSTM and our graph LSTM can be made from the perspective of information flow. For the baseline, information flow follows the natural word order in the input sentence, with the two DAG components propagating information from

left to right and from right to left, respectively. In contrast, information flow in our GRN is relatively more concentrated at individual words, with each word exchanging information with all its graph neighbors simultaneously at each state transition. As a result, wholistic contextual information can be leveraged for extracting features for each word, as compared to separated handling of bi-directional information flow in DAG LSTM. In addition, arbitrary structures, including arbitrary cyclic graphs, can be handled.

From an initial state with isolated words, information of each word propagates to its graph neighbors after each step. Information exchange between non-neighboring words can be achieved through multiple transition steps. We experiment with different transition step numbers to study the effectiveness of global encoding. Unlike the baseline DAG LSTM encoder, our model allows parallelization in node-state updates, and thus can be highly efficient using a GPU.

4.5 Training

We train our models with a cross-entropy loss over a set of gold standard data:

$$(4.11) \quad l = -\log p(y_i | \mathbf{X}_i; \boldsymbol{\theta}),$$

where \mathbf{X}_i is an input graph, y_i is the gold class label of \mathbf{X}_i , and $\boldsymbol{\theta}$ is the model parameters. Adam (Kingma and Ba, 2014) with a learning rate of 0.001 is used as the optimizer, and the model that yields the best devset performance is selected to evaluate on the test set. Dropout with rate 0.3 is used during training. Both training and evaluation are conducted using a Tesla K20X GPU.

Data	Avg. Tok.	Avg. Sent.	Cross (%)
TERNARY	73.9	2.0	70.1%
BINARY	61.0	1.8	55.2%

Table 4.2: Dataset statistics. *Avg. Tok.* and *Avg. Sent.* are the average number of tokens and sentences, respectively. *Cross* is the percentage of instances that contain multiple sentences.

4.6 Experiments

We conduct experiments for the binary relation detection task and the multi-class relation extraction task discussed in Section 4.2.

4.6.1 Data

We use the dataset of Peng et al. (2017), which is a biomedical-domain dataset focusing on drug-gene-mutation ternary relations,² extracted from PubMed. It contains 6987 ternary instances about drug-gene-mutation relations, and 6087 binary instances about drug-mutation sub-relations. Table 4.2 shows statistics of the dataset. Most instances of ternary data contain multiple sentences, and the average number of sentences is around 2. There are five classification labels: “resistance or non-response”, “sensitivity”, “response”, “resistance” and “None”. We follow Peng et al. (2017) and binarize multi-class labels by grouping all relation classes as “Yes” and treat “None” as “No”.

²The dataset is available at <http://hanover.azurewebsites.net>.

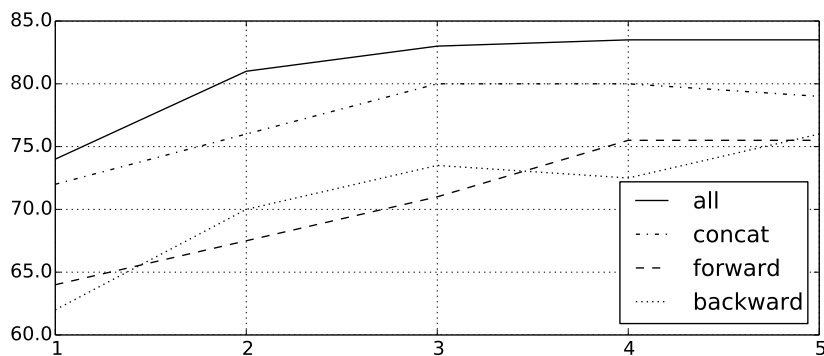


Figure 4.3: Dev accuracies against transition steps for GRN.

4.6.2 Settings

Following Peng et al. (2017), five-fold cross-validation is used for evaluating the models,³ and the final test accuracy is calculated by averaging the test accuracies over all five folds. For each fold, we randomly separate 200 instances from the training set for development. The batch size is set as 8 for all experiments. Word embeddings are initialized with the 100-dimensional GloVe (Pennington et al., 2014) vectors, pretrained on 6 billion words from Wikipedia and web text. The edge label embeddings are 3-dimensional and randomly initialized. Pre-trained word embeddings are not updated during training. The dimension of hidden vectors in LSTM units is set to 150.

4.6.3 Development Experiments

We first analyze our model on the drug-gene-mutation ternary relation dataset, taking the first among 5-fold cross validation settings for our data setting. Figure 4.3 shows the devset accuracies of different state transition numbers, where *forward* and *backward* execute our graph state model only on the forward or backward DAG, respectively. *Concat* concatenates the hidden states of *forward*

³The released data has been separated into 5 portions, and we follow the exact split.

Model	Single	Cross
Quirk and Poon (2017)	74.7	77.7
Peng et al. (2017) - EMBED	76.5	80.6
Peng et al. (2017) - FULL	77.9	80.7
+ multi-task	–	82.0
Bidir DAG LSTM	75.6	77.3
GRN	80.3*	83.2*

Table 4.3: Average test accuracies for TERNARY drug-gene-mutation interactions. *Single* represents experiments only on instances within single sentences, while *Cross* represents experiments on all instances. *: significant at $p < 0.01$

and *backward*. *All* executes our graph state model on original graphs.

The performance of *forward* and *backward* lag behind *concat*, which is consistent with the intuition that both forward and backward relations are useful (Peng et al., 2017). In addition, *all* gives better accuracies compared with *concat*, demonstrating the advantage of simultaneously considering forward and backward relations during representation learning. For all the models, more state transition steps result in better accuracies, where larger contexts can be integrated in the representations of graphs. The performance of *all* starts to converge after 4 and 5 state transitions, so we set the number of state transitions to 5 in the remaining experiments.

4.6.4 Final results

Table 4.3 compares our model with the bidirectional DAG baseline and the state-of-the-art results on this dataset, where *EMBED* and *FULL* have been briefly introduced in Section 4.3.3. *+multi-task* applies joint training of both ternary (drug-gene-mutation) relations and their binary (drug-mutation) sub-

relations. Quirk and Poon (2017) use a statistical method with a logistic regression classifier and features derived from shortest paths between all entity pairs. *Bidir DAG LSTM* is our bidirectional DAG LSTM baseline, and *GRN* is our GRN-based model.

Using all instances (the *Cross* column in Table 4.3), our graph model shows the highest test accuracy among all methods, which is 5.9% higher than our baseline.⁴ The accuracy of our baseline is lower than *EMBED* and *FULL* of Peng et al. (2017), which is likely due to the differences mentioned in Section 4.3.3. Our final results are better than Peng et al. (2017), despite the fact that we do not use multi-task learning.

We also report accuracies only on instances within single sentences (column *Single* in Table 4.3), which exhibit similar contrasts. Note that all systems show performance drops when evaluated only on single-sentence relations, which are actually more challenging. One reason may be that some single sentences cannot provide sufficient context for disambiguation, making it necessary to study cross-sentence context. Another reason may be overfitting caused by relatively fewer training instances in this setting, as only 30% instances are within a single sentence. One interesting observation is that our baseline shows the least performance drop of 1.7 points, in contrast to up to 4.1 for other neural systems. This can be a supporting evidence for overfitting, as our baseline has fewer parameters at least than *FULL* and *EMBED*.

4.6.5 Analysis

Efficiency. Table 4.4 shows the training and decoding time of both the baseline and our model. Our model is 8 to 10 times faster than the baseline

⁴ $p < 0.01$ using t-test. For the remaining of this paper, we use the same measure for statistical significance.

Model	Train	Decode
Bidir DAG LSTM	281s	27.3s
GRN	36.7s	2.7s

Table 4.4: The average times for training one epoch and decoding (seconds) over five folds on drug-gene-mutation TERNARY cross sentence setting.

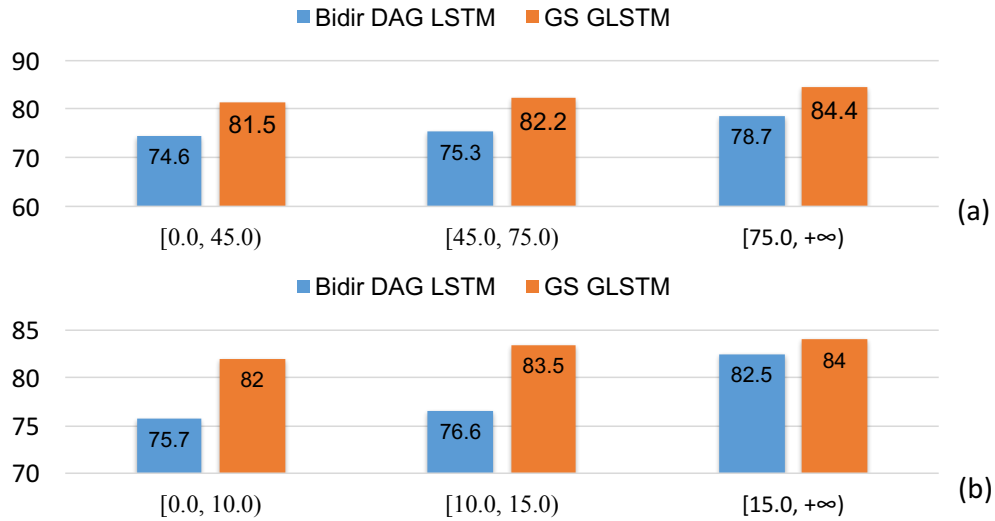


Figure 4.4: Test set performances on (a) different sentence lengths, and (b) different maximal number of neighbors.

in training and decoding speeds, respectively. By revisiting Table 4.2, we can see that the average number of tokens for the ternary-relation data is 74, which means that the baseline model has to execute 74 recurrent transition steps for calculating a hidden state for each input word. On the other hand, our model only performs 5 state transitions, and calculations between each pair of nodes for one transition are parallelizable. This accounts for the better efficiency of our model.

Accuracy against sentence length Figure 4.4 (a) shows the test accuracies on different sentence lengths. We can see that *GRN* and *Bidir DAG LSTM* show

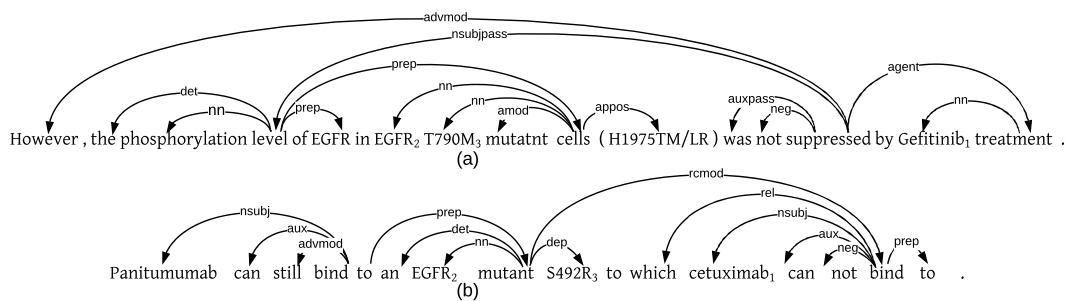


Figure 4.5: Example cases. Words with subindices 1, 2 and 3 represent drugs, genes and mutations, respectively. References for both cases are “No”. For both cases, *GRN* makes the correct predictions, while *Bidir DAG LSTM* does incorrectly.

performance increase along increasing input sentence lengths. This is likely because longer contexts provide richer information for relation disambiguation. *GRN* is consistently better than *Bidir DAG LSTM*, and the gap is larger on shorter instances. This demonstrates that *GRN* is more effective in utilizing a smaller context for disambiguation.

Accuracy against the maximal number of neighbors Figure 4.4 (b) shows the test accuracies against the maximum number of neighbors. Intuitively, it is easier to model graphs containing nodes with more neighbors, because these nodes can serve as a “supernode” that allow more efficient information exchange. The performances of both *GRN* and *Bidir DAG LSTM* increase with increasing maximal number of neighbors, which coincide with this intuition. In addition, *GRN* shows more advantage than *Bidir DAG LSTM* under the inputs having lower maximal number of neighbors, which further demonstrates the superiority of *GRN* over *Bidir DAG LSTM* in utilizing context information.

Case study Figure 4.5 visualizes the merits of *GRN* over *Bidir DAG LSTM* using two examples. *GRN* makes the correct predictions for both cases, while

Model	Single	Cross
Quirk and Poon (2017)	73.9	75.2
Miwa and Bansal (2016)	75.9	75.9
Peng et al. (2017) - EMBED	74.3	76.5
Peng et al. (2017) - FULL	75.6	76.7
+ multi-task	–	78.5
Bidir DAG LSTM	76.9	76.4
GRN	83.5*	83.6*

Table 4.5: Average test accuracies in five-fold cross-validation for BINARY drug-mutation interactions.

Bidir DAG LSTM fails to. The first case generally mentions that *Gefitinib* does not have an effect on *T790M* mutation on *EGFR* gene. Note that both “However” and “was not” serve as indicators; thus incorporating them into the contextual vectors of these entity mentions is important for making a correct prediction. However, both indicators are leaves of the dependency tree, making it impossible for *Bidir DAG LSTM* to incorporate them into the contextual vectors of entity mentions up the tree through dependency edges.⁵ On the other hand, it is easier for *GRN*. For instance, “was not” can be incorporated into “Gefitinib” through “suppressed $\xrightarrow{\text{agent}}$ treatment $\xrightarrow{\text{nn}}$ Gefitinib”.

The second case is to detect the relation among “cetuximab” (drug), “EGFR” (gene) and “S492R” (mutation), which does not exist. However, the context introduces further ambiguity by mentioning another drug “Panitumumab”, which does have a relation with “EGFR” and “S492R”. Being sibling nodes in the dependency tree, “can not” is an indicator for the relation of “cetuximab”. *GRN* is correct, because “can not” can be easily included into the contextual

⁵As shown in Figure 4.1, a directional DAG LSTM propagates information according to the edge directions.

vector of “cetuximab” in two steps via “bind $\xrightarrow{\text{nsubj}}$ cetuximab”.

4.6.6 Results on Binary Sub-relations

Following previous work, we also evaluate our model on drug-mutation binary relations. Table 4.5 shows the results, where Miwa and Bansal (2016) is a state-of-the-art model using sequential and tree-structured LSTMs to jointly capture linear and dependency contexts for relation extraction. Other models have been introduced in Section 4.6.4.

Similar to the ternary relation extraction experiments, *GRN* outperforms all the other systems with a large margin, which shows that the message passing graph LSTM is better at encoding rich linguistic knowledge within the input graphs. Binary relations being easier, both *GRN* and *Bidir DAG LSTM* show increased or similar performances compared with the ternary relation experiments. On this set, our bidirectional DAG LSTM model is comparable to *FULL* using all instances (“Cross”) and slightly better than *FULL* using only single-sentence instances (“Single”).

4.6.7 Fine-grained Classification

Our dataset contains five classes as mentioned in Section 4.6.1. However, previous work only investigates binary relation detection. Here we also study the multi-class classification task, which can be more informative for applications.

Table 4.6 shows accuracies on multi-class relation extraction, which makes the task more ambiguous compared with binary relation extraction. The results show similar comparisons with the binary relation extraction results. However, the performance gaps between *GRN* and *Bidir DAG LSTM* dramatically

Model	TERNARY	BINARY
Bidir DAG LSTM	51.7	50.7
GRN	71.1*	71.7*

Table 4.6: Average test accuracies for multi-class relation extraction with all instances (“Cross”).

increase, showing the superiority of *GRN* over *Bidir DAG LSTM* in utilizing context information.

4.7 Related Work

***N*-ary relation extraction** *N*-ary relation extractions can be traced back to MUC-7 (Chinchor, 1998), which focuses on entity-attribution relations. It has also been studied in biomedical domain (McDonald et al., 2005b), but only the instances within a single sentence are considered. Previous work on cross-sentence relation extraction relies on either explicit co-reference annotation (Gerber and Chai, 2010; Yoshikawa et al., 2011), or the assumption that the whole document refers to a single coherent event (Wick et al., 2006; Swampillai and Stevenson, 2011). Both simplify the problem and reduce the need for learning better contextual representation of entity mentions. A notable exception is Quirk and Poon (2017), who adopt distant supervision and integrated contextual evidence of diverse types without relying on these assumptions. However, they only study binary relations. We follow Peng et al. (2017) by studying ternary cross-sentence relations.

Graph encoder Liang et al. (2016) build a graph LSTM model for semantic object parsing, which aims to segment objects within an image into more fine-grained, semantically meaningful parts. The nodes of an input graph

come from image superpixels, and the edges are created by connecting spatially neighboring nodes. Their model is similar as Peng et al. (2017) by calculating node states sequentially: for each input graph, a start node and a node sequence are chosen, which determines the order of recurrent state updates. In contrast, our graph LSTM do not need ordering of graph nodes, and is highly parallelizable.

4.8 Conclusion

We explored graph recurrent network for cross-sentence n -ary relation extraction, which uses a recurrent state transition process to incrementally refine a neural graph state representation capturing graph structure contexts. Compared with a bidirectional DAG LSTM baseline, our model has several advantages. First, it does not change the input graph structure, so that no information can be lost. For example, it can easily incorporate sibling information when calculating the contextual vector of a node. Second, it is better parallelizable. Experiments show significant improvements over the previously reported numbers, including that of the bidirectional graph LSTM model.

5 Graph Recurrent Network for AMR-to-text Generation

The problem of AMR-to-text generation is to recover a text representing the same meaning as an input AMR graph. The current state-of-the-art method uses a sequence-to-sequence model, leveraging LSTM for encoding a linearized AMR structure. Although it is able to model non-local semantic information, a sequence LSTM can lose information from the AMR graph structure, and thus faces challenges with large graphs, which result in long sequences. We introduce a neural graph-to-sequence model, using a novel LSTM structure for directly encoding graph-level semantics. On a standard benchmark, our model shows superior results to existing methods in the literature.

5.1 Introduction

Abstract Meaning Representation (AMR) (Banarescu et al., 2013) is a semantic formalism that encodes the meaning of a sentence as a rooted, directed graph. Figure 5.1 shows an AMR graph in which the nodes (such as “describe-01” and “person”) represent the concepts, and edges (such as “:ARG0” and “:name”) represent the relations between concepts they connect. AMR has been proven helpful on other NLP tasks, such as machine translation (Jones et al., 2012a;

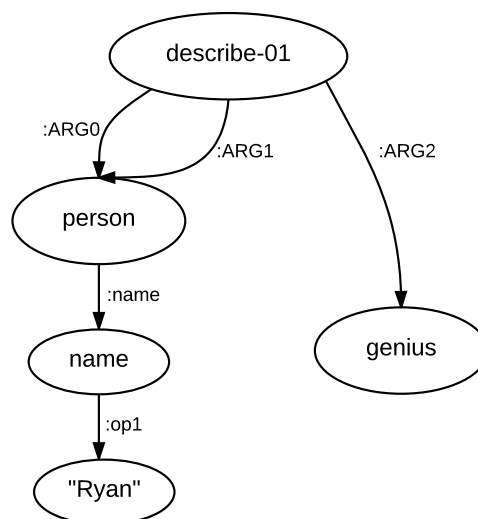


Figure 5.1: An example of AMR graph meaning “Ryan’s description of himself: a genius.”

Tamchyna et al., 2015), question answering (Mitra and Baral, 2015), summarization (Takase et al., 2016) and event detection (Li et al., 2015).

The task of AMR-to-text generation is to produce a text with the same meaning as a given input AMR graph. The task is challenging as word tenses and function words are abstracted away when constructing AMR graphs from texts. The translation from AMR nodes to text phrases can be far from literal. For example, shown in Figure 5.1, “Ryan” is represented as “(p / person :name (n / name :op1 “Ryan”))”, and “description of” is represented as “(d / describe-01 :ARG1)”.

While initial work used statistical approaches (Flanigan et al., 2016b; Pourdamghani et al., 2016; Song et al., 2017; Lampouras and Vlachos, 2017; Mille et al., 2017; Gruzitis et al., 2017), recent research has demonstrated the success of deep learning, and in particular the sequence-to-sequence model (Sutskever et al., 2014), which has achieved the state-of-the-art results on AMR-to-text generation (Konstas et al., 2017). One limitation of sequence-to-sequence models,

however, is that they require serialization of input AMR graphs, which adds to the challenge of representing graph structure information, especially when the graph is large. In particular, closely-related nodes, such as parents, children and siblings can be far away after serialization. It can be difficult for a linear recurrent neural network to automatically induce their original connections from bracketed string forms.

To address this issue, we introduce a novel graph-to-sequence model, where a graph recurrent network (GRN) is used to encode AMR structures directly. To capture non-local information, the encoder performs graph state transition by information exchange between connected nodes, with a graph state consisting of all node states. Multiple recurrent transition steps are taken so that information can propagate non-locally, and LSTM (Hochreiter and Schmidhuber, 1997) is used to avoid gradient diminishing and bursting in the recurrent process. The decoder is an attention-based LSTM model with a copy mechanism (Gu et al., 2016; Gulcehre et al., 2016), which helps copy sparse tokens (such as numbers and named entities) from the input.

Trained on a standard dataset (LDC2015E86), our model surpasses a strong sequence-to-sequence baseline by 2.3 BLEU points, demonstrating the advantage of graph-to-sequence models for AMR-to-text generation compared to sequence-to-sequence models. Our final model achieves a BLEU score of 23.3 on the test set, which is 1.3 points higher than the existing state of the art (Konstas et al., 2017) trained on the same dataset. When using gigaword sentences as additional training data, our model is consistently better than Konstas et al. (2017) using the same amount of gigaword data, showing the effectiveness of our model on large-scale training set. We release our code and models at <https://github.com/freesunshine0316/neural-graph-to-seq-mp>.

5.2 Baseline: a seq-to-seq model

Our baseline is a sequence-to-sequence model, which follows the encoder-decoder framework of Konstas et al. (2017).

5.2.1 Input representation

Given an AMR graph $G = (V, E)$, where V and E denote the sets of nodes and edges, respectively, we use the depth-first traversal of Konstas et al. (2017) to linearize it to obtain a sequence of tokens v_1, \dots, v_N , where N is the number of tokens. For example, the AMR graph in Figure 1 is serialized as “describe :arg0 (person :name (name :op1 ryan)) :arg1 person :arg2 genius”. We can see that the distance between “describe” and “genius”, which are directly connected in the original AMR, becomes 14 in the serialization result.

A simple way to calculate the representation for each token v_j is using its word embedding e_j :

$$(5.1) \quad x_j = W_1 e_j + b_1,$$

where W_1 and b_1 are model parameters for compressing the input vector size. To alleviate the data sparsity problem and obtain better word representation as the input, we also adopt a forward LSTM over the characters of the token, and concatenate the last hidden state h_j^c with the word embedding:

$$(5.2) \quad x_j = W_1 \left([e_j; h_j^c] \right) + b_1$$

5.2.2 Encoder

The encoder is a bi-directional LSTM applied on the linearized graph by depth-first traversal, as in Konstas et al. (2017). At each step j , the current states \overleftarrow{h}_j

and \overrightarrow{h}_j are generated given the previous states \overleftarrow{h}_{j+1} and \overrightarrow{h}_{j-1} and the current input x_j :

$$(5.3) \quad \overleftarrow{h}_j = \text{LSTM}(\overleftarrow{h}_{j+1}, x_j)$$

$$(5.4) \quad \overrightarrow{h}_j = \text{LSTM}(\overrightarrow{h}_{j-1}, x_j)$$

5.2.3 Decoder

We use an attention-based LSTM decoder (Bahdanau et al., 2015), where the attention memory (\mathbf{A}) is the concatenation of the attention vectors among all input words. Each attention vector \mathbf{a}_j is the concatenation of the encoder states of an input token in both directions (\overleftarrow{h}_j and \overrightarrow{h}_j) and its input vector (x_j):

$$(5.5) \quad \mathbf{a}_j = [\overleftarrow{h}_j; \overrightarrow{h}_j; x_j]$$

$$(5.6) \quad \mathbf{A} = [\mathbf{a}_1; \mathbf{a}_2; \dots; \mathbf{a}_N]$$

where N is the number of input tokens.

The decoder yields an output sequence w_1, w_2, \dots, w_M by calculating a sequence of hidden states s_1, s_2, \dots, s_M recurrently. While generating the m -th word, the decoder considers five factors: (1) the attention memory \mathbf{A} ; (2) the previous hidden state of the LSTM decoder s_{m-1} ; (3) the embedding of the current input word (previously generated word) e_m ; (4) the previous context vector μ_{m-1} , which is calculated by an attention mechanism (will be shown in the next paragraph) from \mathbf{A} ; and (5) the previous coverage vector γ_{m-1} , which is the accumulation of all attention distributions so far (Tu et al., 2016). When $t = 1$, we initialize μ_0 and γ_0 as zero vectors, set e_1 to the embedding of the start token "<s>", and calculate s_0 by averaging all encoder states.

For each time-step m , the decoder feeds the concatenation of the embedding of the current input e_m and the previous context vector μ_{m-1} into the LSTM

model to update its hidden state. Then the attention probability $\alpha_{m,i}$ on the attention vector $\mathbf{a}_i \in A$ for the time-step is calculated as:

$$(5.7) \quad \epsilon_{m,i} = \mathbf{v}_2^\top \tanh(\mathbf{W}_a \mathbf{a}_i + \mathbf{W}_s \mathbf{s}_t + \mathbf{W}_\gamma \gamma_{m-1} + \mathbf{b}_2)$$

$$(5.8) \quad \alpha_{m,i} = \frac{\exp(\epsilon_{m,i})}{\sum_{j=1}^N \exp(\epsilon_{m,j})}$$

where \mathbf{W}_a , \mathbf{W}_s , \mathbf{W}_γ , \mathbf{v}_2 and \mathbf{b}_2 are model parameters. The coverage vector γ_m is updated by $\gamma_m = \gamma_{m-1} + \alpha_m$, and the new context vector μ_m is calculated via $\mu_m = \sum_{i=1}^N \alpha_{m,i} \mathbf{a}_i$. The output probability distribution over a vocabulary at the current state is calculated by:

$$(5.9) \quad \mathbf{p}_{vocab} = \text{softmax}(\mathbf{V}_3[\mathbf{s}_t, \mu_t] + \mathbf{b}_3),$$

where \mathbf{V}_3 and \mathbf{b}_3 are model parameters, and the number of rows in \mathbf{V}_3 represents the number of words in the vocabulary.

5.3 The graph-to-sequence model

Unlike the baseline sequence-to-sequence model, we leverage our recurrent graph network (GRN) to represent each input AMR, which directly models the graph structure without serialization.

5.3.1 The graph encoder

Figure 5.2 shows the overall structure of our graph encoder. Formally, given an AMR graph $G = (V, E)$, we use a hidden state vector \mathbf{h}^j to represent each node $v_j \in V$. The state of the graph can thus be represented as:

$$(5.10) \quad \mathbf{g} = \{\mathbf{h}^j\}_{v_j \in V}$$

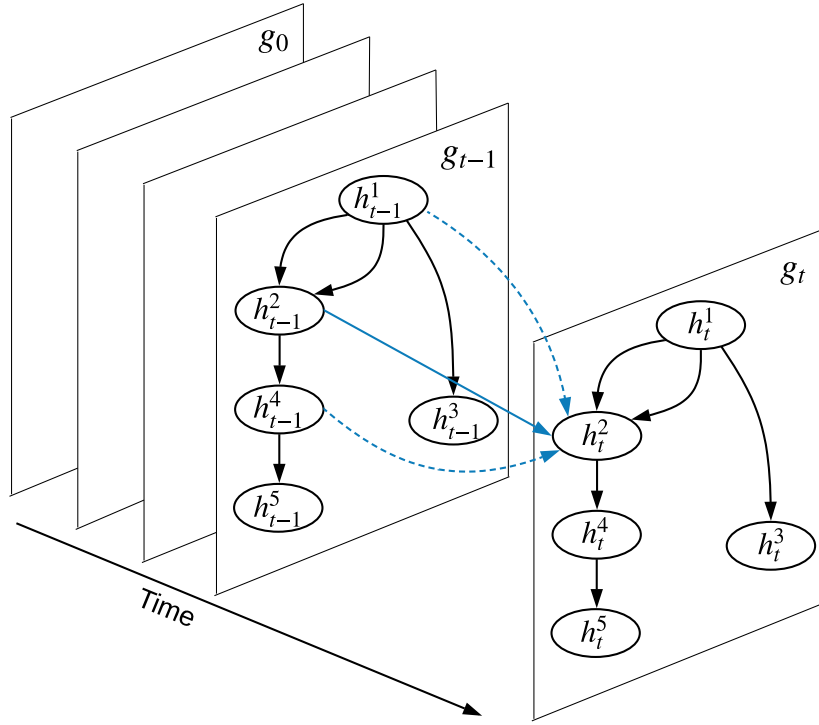


Figure 5.2: GRN encoding for an AMR graph.

Same as Chapter 4, our GRN-based graph encoder performs information exchange between nodes through a sequence of state transitions, leading to a sequence of states $g_0, g_1, \dots, g_t, \dots$, where $g_t = \{h_t^j\}_{j \in V}$. The initial state g_0 consists of a set of node states h_0^j that contain all zeros.

The AMR graphs are similar with the dependency graphs (described in Chapter 4) in that both are directed and contain edge labels, so we simply adopt the GRN in Chapter 4 as our AMR graph encoder. Particularly, for node v_j , the inputs include representations of edges that are connected to it, where it can be either the source or the target of the edge. We follow Chapter 4 to define each edge as a triple (i, j, l) , where i and j are indices of the source and target nodes, respectively, and l is the edge label. x_{ij}^l is the representation of edge (i, j, l) , detailed in Section 5.3.2. The inputs for v_j are distinguished by incoming and

outgoing edges, before being summed up:

$$(5.11) \quad \begin{aligned} \mathbf{x}_j^{in} &= \sum_{(i,j,l) \in \mathbf{E}_{in}(j)} \mathbf{x}_{i,j}^l \\ \mathbf{x}_j^{out} &= \sum_{(j,k,l) \in \mathbf{E}_{out}(j)} \mathbf{x}_{j,k}^l, \end{aligned}$$

where $\mathbf{E}_{in}(j)$ and $\mathbf{E}_{out}(j)$ denote the sets of incoming and outgoing edges of v_j , respectively. In addition to edge inputs, the encoder also considers the hidden states of its incoming nodes and outgoing nodes during a state transition. In particular, the states of all incoming nodes and outgoing nodes are summed up before being passed to the cell and gate nodes:

$$(5.12) \quad \begin{aligned} \mathbf{h}_j^{in} &= \sum_{(i,j,l) \in \mathbf{E}_{in}(j)} \mathbf{h}_{i,j}^l \\ \mathbf{h}_j^{out} &= \sum_{(j,k,l) \in \mathbf{E}_{out}(j)} \mathbf{h}_{j,k}^l, \end{aligned}$$

As the next step, the message \mathbf{m}_t^j is aggregated by the concatenation:

$$(5.13) \quad \mathbf{m}_t^j = [\mathbf{x}_j^{in}; \mathbf{x}_j^{out}; \mathbf{h}_j^{in}; \mathbf{h}_j^{out}]$$

Then, it is applied with an LSTM step to update the node hidden state \mathbf{h}_{t-1}^j , the detailed equations are shown in Equation 3.13.

$$(5.14) \quad \mathbf{h}_t^j, \mathbf{c}_t^j = \text{LSTM}(\mathbf{m}_t^j, [\mathbf{h}_{t-1}^j, \mathbf{c}_{t-1}^j]),$$

where \mathbf{c}^j is the cell memory for hidden state \mathbf{h}^j .

5.3.2 Input Representation

Different from sequences, the edges of an AMR graph contain labels, which represent relations between the nodes they connect, and are thus important for

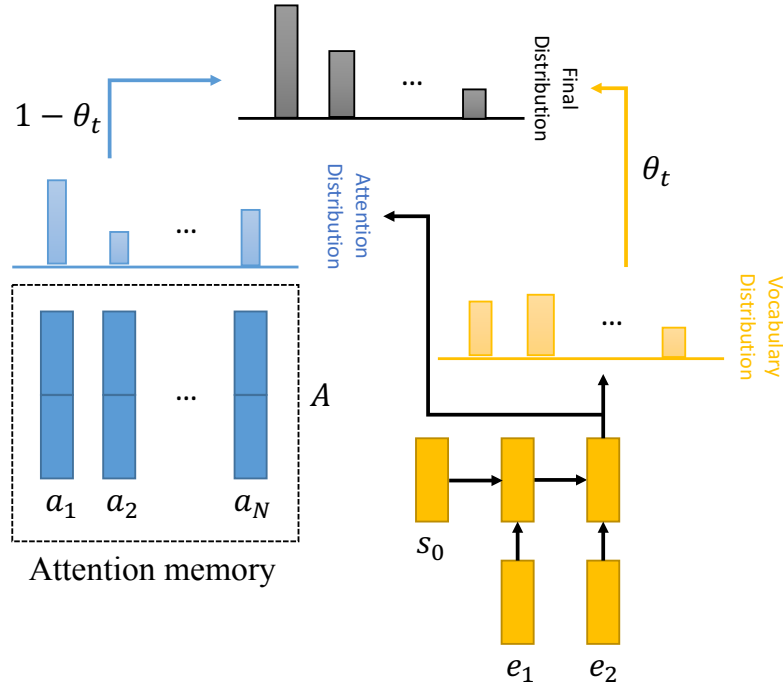


Figure 5.3: The decoder with copy mechanism.

modeling the graphs. Similar with Section 5.2, we adopt two different ways for calculating the representation for each edge (i, j, l) :

$$(5.15) \quad x_{i,j}^l = \mathbf{W}_4([e_l; e_i]) + b_4$$

$$(5.16) \quad x_{i,j}^l = \mathbf{W}_4([e_l; e_i; h_i^c]) + b_4,$$

where e_l and e_i are the embeddings of edge label l and source node v_i , h_i^c denotes the last hidden state of the character LSTM over v_i , and \mathbf{W}_4 and b_4 are trainable parameters. The equations correspond to Equations 5.1 and 5.2 in Section 5.2.1, respectively.

5.3.3 Decoder

As shown in Figure 5.3, we adopt the attention-based LSTM decoder as described in Section 5.2.3. Since our graph encoder generates a sequence of graph

states, only the last graph state is adopted in the decoder. In particular, we make the following changes to the decoder. First, each attention vector becomes $\mathbf{a}_j = [\mathbf{h}_T^j; \mathbf{x}_j]$, where \mathbf{h}_T^j is the last state for node v_j . Second, the decoder initial state \mathbf{s}_{-1} is the average of the last states of all nodes.

5.3.4 Integrating the copy mechanism

Open-class tokens, such as dates, numbers and named entities, account for a large portion in the AMR corpus. Most appear only a few times, resulting in a data sparsity problem. To address this issue, Konstas et al. (2017) adopt anonymization for dealing with the data sparsity problem. In particular, they first replace the subgraphs that represent dates, numbers and named entities (such as “(q / quantity :quant 3)” and “(p / person :name (n / name :op1 “Ryan”))”) with predefined placeholders (such as “num_0” and “person_name_0”) before decoding, and then recover the corresponding surface tokens (such as “3” and “Ryan”) after decoding. This method involves hand-crafted rules, which can be costly.

Copy We find that most of the open-class tokens in a graph also appear in the corresponding sentence, and thus adopt the copy mechanism (Gulcehre et al., 2016; Gu et al., 2016) to solve this problem. The mechanism works on top of an attention-based RNN decoder by integrating the attention distribution into the final vocabulary distribution. The final probability distribution is defined as the interpolation between two probability distributions:

$$(5.17) \quad \mathbf{p}_{final} = \theta_t \mathbf{p}_{vocab} + (1 - \theta_t) \mathbf{p}_{attn},$$

where θ_t is a switch for controlling generating a word from the vocabulary or directly copying it from the input graph. \mathbf{p}_{vocab} is the probability distribution

of directly generating the word, as defined in Equation 5.9, and p_{attn} is calculated based on the attention distribution α_t by summing the probabilities of the graph nodes that contain identical concept. Intuitively, θ_t is relevant to the current decoder input e_t and state s_t , and the context vector μ_t . Therefore, we define it as:

$$(5.18) \quad \theta_t = \sigma(\mathbf{w}_\mu^\top \mu_t + \mathbf{w}_s^\top s_t + \mathbf{w}_e^\top e_t + b_5),$$

where vectors \mathbf{w}_μ , \mathbf{w}_s , \mathbf{w}_e and scalar b_5 are model parameters. The copy mechanism favors generating words that appear in the input. For AMR-to-text generation, it facilitates the generation of dates, numbers, and named entities that appear in AMR graphs.

Copying vs anonymization Both copying and anonymization alleviate the data sparsity problem by handling the open-class tokens. However, the copy mechanism has the following advantages over anonymization: (1) anonymization requires significant manual work to define the placeholders and heuristic rules both from subgraphs to placeholders and from placeholders to the surface tokens, (2) the copy mechanism automatically learns what to copy, while anonymization relies on hard rules to cover all types of the open-class tokens, and (3) the copy mechanism is easier to adapt to new domains and languages than anonymization.

5.4 Training and decoding

We train our models using the cross-entropy loss over each gold-standard output sequence $\mathbf{W}^* = w_1^*, \dots, w_m^*, \dots, w_M^*$:

$$(5.19) \quad l = - \sum_{m=1}^M \log p(w_m^* | w_{m-1}^*, \dots, w_1^*, \mathbf{X}; \boldsymbol{\theta}),$$

where X is the input graph, and θ is the model parameters. Adam (Kingma and Ba, 2014) with a learning rate of 0.001 is used as the optimizer, and the model that yields the best devset performance is selected to evaluate on the test set. Dropout with rate 0.1 is used during training. Beam search with beam size to 5 is used for decoding. Both training and decoding use Tesla K80 GPUs.

5.5 Experiments

5.5.1 Data

We use a standard AMR corpus (LDC2015E86) as our experimental dataset, which contains 16,833 instances for training, 1368 for development and 1371 for test. Each instance contains a sentence and an AMR graph.

Following Konstas et al. (2017), we supplement the gold data with large-scale automatic data. We take Gigaword as the external data to sample raw sentences, and train our model on both the sampled data and LDC2015E86. We adopt Konstas et al. (2017)’s strategy for sampling sentences from Gigaword, and choose JAMR (Flanigan et al., 2016a) to parse selected sentences into AMRs, as the AMR parser of Konstas et al. (2017) only works on the anonymized data. For training on both sampled data and LDC2015E86, we also follow the method of Konstas et al. (2017), which is fine-tuning the model on the AMR corpus after every epoch of pretraining on the gigaword data.

5.5.2 Settings

We extract a vocabulary from the training set, which is shared by both the encoder and the decoder. The word embeddings are initialized from Glove pre-trained word embeddings (Pennington et al., 2014) on Common Crawl, and are

Model	BLEU	Time
Seq2seq	18.8	35.4s
Seq2seq+copy	19.9	37.4s
Seq2seq+charLSTM+copy	20.6	39.7s
Graph2seq	20.4	11.2s
Graph2seq+copy	22.2	11.1s
Graph2seq+Anon	22.1	9.2s
Graph2seq+charLSTM+copy	22.8	16.3s

Table 5.1: DEV BLEU scores and decoding times.

not updated during training. Following existing work, we evaluate the results with the BLEU metric (Papineni et al., 2002).

For model hyperparameters, we set the graph state transition number as 9 according to development experiments. Each node takes information from at most 10 neighbors. The hidden vector sizes for both encoder and decoder are set to 300 (They are set to 600 for experiments using large-scale automatic data). Both character embeddings and hidden layer sizes for character LSTMs are set 100, and at most 20 characters are taken for each graph node or linearized token.

5.5.3 Development experiments

As shown in Table 5.1, we compare our model with a set of baselines on the AMR devset to demonstrate how the graph encoder and the copy mechanism can be useful when training instances are not sufficient. *Seq2seq* is the sequence-to-sequence baseline described in Section 5.2. *Seq2seq+copy* extends *Seq2seq* with the copy mechanism, and *Seq2seq+charLSTM+copy* further extends *Seq2seq+copy* with character LSTM. *Graph2seq* is our graph-to-

sequence model, *Graph2seq+copy* extends *Graph2seq* with the copy mechanism, and *Graph2seq+charLSTM+copy* further extends *Graph2seq+copy* with the character LSTM. We also try *Graph2seq+Anon*, which applies our graph-to-sequence model on the anonymized data from Konstas et al. (2017).

The graph encoder As can be seen from Table 5.1, the performance of *Graph2seq* is 1.6 BLEU points higher than *Seq2seq*, which shows that our graph encoder is effective when applied alone. Adding the copy mechanism (*Graph2seq+copy* vs *Seq2seq+copy*), the gap becomes 2.3. This shows that the graph encoder learns better node representations compared to the sequence encoder, which allows attention and copying to function better. Applying the graph encoder together with the copy mechanism gives a gain of 3.4 BLEU points over the baseline (*Graph2seq+copy* vs *Seq2seq*). The graph encoder is consistently better than the sequence encoder no matter whether character LSTMs are used.

We also list the encoding part of decoding times on the devset, as the decoders of the *seq2seq* and the *graph2seq* models are similar, so the time differences reflect efficiencies of the encoders. Our graph encoder gives consistently better efficiency compared with the sequence encoder, showing the advantage of parallelization.

The copy mechanism Table 5.1 shows that the copy mechanism is effective on both the graph-to-sequence and the sequence-to-sequence models. Anonymization gives comparable overall performance gains on our graph-to-sequence model as the copy mechanism (comparing *Graph2seq+Anon* with *Graph2seq+copy*). However, the copy mechanism has several advantages over anonymization as discussed in Section 5.3.4.

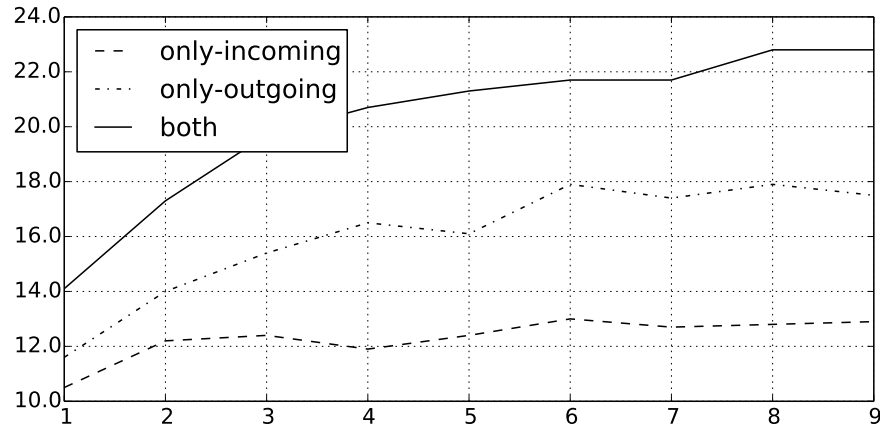


Figure 5.4: DEV BLEU scores against transition steps for the graph encoder.

Character LSTM Character LSTM helps to increase the performances of both systems by roughly 0.6 BLEU points. This is largely because it further alleviates the data sparsity problem by handling unseen words, which may share common substrings with in-vocabulary words.

5.5.4 Effectiveness on graph state transitions

We report a set of development experiments for understanding the graph LSTM encoder.

Number of iterations We analyze the influence of the number of state transitions to the model performance on the devset. Figure 5.4 shows the BLEU scores of different state transition numbers, when both incoming and outgoing edges are taken for calculating the next state (as shown in Figure 5.2). The system is *Graph2seq+charLSTM+copy*. Executing only 1 iteration results in a poor BLEU score of 14.1. In this case the state for each node only contains information about immediately adjacent nodes. The performance goes up dramatically to 21.5 when increasing the iteration number to 5. In this case, the state for each node contains information of all nodes within a distance of 5. The performance

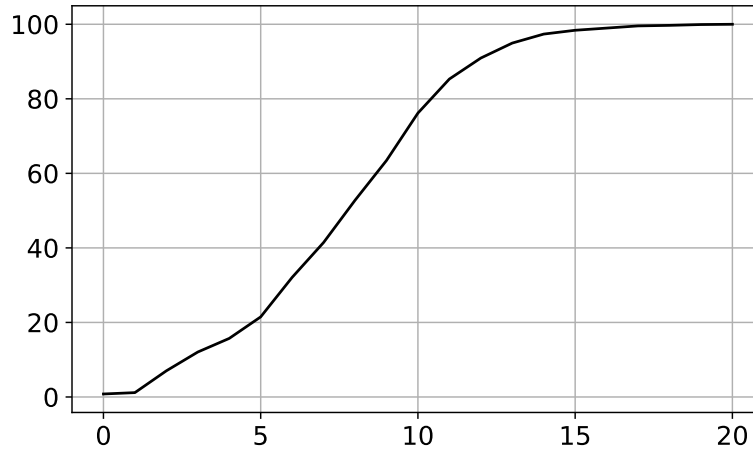


Figure 5.5: Percentage of DEV AMRs with different diameters.

further goes up to 22.8 when increasing the iteration number from 5 to 9, where all nodes with a distance of less than 10 are incorporated in the state for each node.

Graph diameter We analyze the percentage of the AMR graphs in the devset with different graph diameters and show the cumulative distribution in Figure 5.5. The diameter of an AMR graph is defined as the longest distance between two AMR nodes.¹ Even though the diameters for less than 80% of the AMR graphs are less or equal than 10, our development experiments show that it is not necessary to incorporate the whole-graph information for each node. Further increasing state transition number may lead to additional improvement. We do not perform exhaustive search for finding the optimal state transition number.

Incoming and outgoing edges As shown in Figure 5.4, we analyze the efficiency of state transition when only incoming or outgoing edges are used. From the results, we can see that there is a huge drop when state transition is

¹The diameter of single-node graphs is 0.

performed only with incoming or outgoing edges. Using edges of one direction, the node states only contain information of ancestors or descendants. On the other hand, node states contain information of ancestors, descendants, and siblings if edges of both directions are used. From the results, we can conclude that not only the ancestors and descendants, but also the siblings are important for modeling the AMR graphs. This is similar to observations on syntactic parsing tasks (McDonald et al., 2005a), where sibling features are adopted.

We perform a similar experiment for the *Seq2seq+copy* baseline by only executing single-directional LSTM for the encoder. We observe BLEU scores of 11.8 and 12.7 using only forward or backward LSTM, respectively. This is consistent with our graph model in that execution using only one direction leads to a huge performance drop. The contrast is also reminiscent of using the normal input versus the reversed input in neural machine translation (Sutskever et al., 2014).

5.5.5 Results

Table 5.2 compares our final results with existing work. *MSeq2seq+Anon* (Konstas et al., 2017) is an attentional multi-layer sequence-to-sequence model trained with the anonymized data. *PBMT* (Pourdamghani et al., 2016) adopts a phrase-based model for machine translation (Koehn et al., 2003) on the input of linearized AMR graph, *SNRG* (Song et al., 2017) uses synchronous node replacement grammar for parsing the AMR graph while generating the text, and *Tree2Str* (Flanigan et al., 2016b) converts AMR graphs into trees by splitting the re-entrances before using a tree transducer to generate the results.

Graph2seq+charLSTM+copy achieves a BLEU score of 23.3, which is 1.3 points better than *MSeq2seq+Anon* trained on the same AMR corpus. In ad-

²It was 33.0 at submission, and has been improved.

Model	BLEU
PBMT	26.9
SNRG	25.6
Tree2Str	23.0
MSeq2seq+Anon	22.0
Graph2seq+copy	22.7
Graph2seq+charLSTM+copy	23.3
MSeq2seq+Anon (200K)	27.4
MSeq2seq+Anon (2M)	32.3
MSeq2seq+Anon (20M)	33.8
Seq2seq+charLSTM+copy (200K)	27.4
Seq2seq+charLSTM+copy (2M)	31.7
Graph2seq+charLSTM+copy (200K)	28.2
Graph2seq+charLSTM+copy (2M)	33.6²

Table 5.2: TEST results. “(200K)”, “(2M)” and “(20M)” represent training with the corresponding number of additional sentences from Gigaword.

dition, our model without character LSTM is still 0.7 BLEU points higher than *MSeq2seq+Anon*. Note that *MSeq2seq+Anon* relies on anonymization, which requires additional manual work for defining mapping rules, thus limiting its usability on other languages and domains. The neural models tend to underperform statistical models when trained on limited (16K) gold data, but performs better with scaled silver data (Konstas et al., 2017).

Following Konstas et al. (2017), we also evaluate our model using both the AMR corpus and sampled sentences from Gigaword. Using additional 200K or 2M gigaword sentences, *Graph2seq+charLSTM+copy* achieves BLEU scores of 28.2 and 33.0, respectively, which are 0.8 and 0.7 BLEU points better than *MSeq2seq+Anon* using the same amount of data, respectively. The BLEU scores are 5.3 and 10.1 points better than the result when it is only trained with the AMR corpus, respectively. This shows that our model can benefit from scaled data with automatically generated AMR graphs, and it is more effective than *MSeq2seq+Anon* using the same amount of data. Using 2M gigaword data, our model is better than all existing methods. Konstas et al. (2017) also experimented with 20M external data, obtaining a BLEU of 33.8. We did not try this setting due to hardware limitations. The *Seq2seq+charLSTM+copy* baseline trained on the large-scale data is close to *MSeq2seq+Anon* using the same amount of training data, yet is much worse than our model.

5.5.6 Case study

We conduct case studies for better understanding the model performances. Table 5.3 shows example outputs of sequence-to-sequence (S2S), graph-to-sequence (G2S) and graph-to-sequence with copy mechanism (G2S+CP). *Ref* denotes the reference output sentence, and *Lin* shows the serialization results of input AMRs. The best hyperparameter configuration is chosen for each model.

For the first example, S2S fails to recognize the concept “a / account” as a noun and loses the concept “o / old” (both are underlined). The fact that “a / account” is a noun is implied by “a / account :mod (o / old)” in the original AMR graph. Though directly connected in the original graph, their distance in the serialization result (the input of S2S) is 26, which may be why S2S makes these mistakes. In contrast, G2S handles “a / account” and “o / old” correctly. In addition, the copy mechanism helps to copy “look-over” from the input, which rarely appears in the training set. In this case, G2S+CP is incorrect only on hyphens and literal reference to “anti-japanese war”, although the meaning is fully understandable.

For the second case, both G2S and G2S+CP correctly generate the noun “agreement” for “a / agree” in the input AMR, while S2S fails to. The fact that “a / agree” represents a noun can be determined by the original graph segment “p / provide :ARG0 (a / agree)”, which indicates that “a / agree” is the subject of “p / provide”. In the serialization output, the two nodes are close to each other. Nevertheless, S2S still failed to capture this structural relation, which reflects the fact that a sequence encoder is not designed to explicitly model hierarchical information encoded in the serialized graph. In the training instances, serialized nodes that are close to each other can originate from neighboring graph nodes, or distant graph nodes, which prevents the decoder from confidently deciding the correct relation between them. In contrast, G2S sends the node “p / provide” simultaneously with relation “ARG0” when calculating hidden states for “a / agree”, which facilitates the yielding of “the agreement provides”.

5.6 Related work

Among early statistical methods for AMR-to-text generation, Flanigan et al. (2016b) convert input graphs to trees by splitting re-entrances, and then translate the trees into sentences with a tree-to-string transducer. Song et al. (2017) use a synchronous node replacement grammar to parse input AMRs and generate sentences at the same time. Pourdamghani et al. (2016) linearize input graphs by breadth-first traversal, and then use a phrase-based machine translation system³ to generate results by translating linearized sequences. Apparently, our neural graph-to-sequence model are significantly different from the previous work. With addition automatic data, our model shows dramatic improvement over those methods, showing its effectiveness on benefiting from large-scale training.

In addition to NMT (Gulcehre et al., 2016), the copy mechanism has been shown effective on tasks such as dialogue (Gu et al., 2016), summarization (See et al., 2017) and question generation (Song et al., 2018a). We investigate the copy mechanism on AMR-to-text generation.

5.7 Conclusion

We introduced a novel graph-to-sequence model for AMR-to-text generation. Compared to sequence-to-sequence models, which require linearization of AMR before decoding, a graph LSTM is leveraged to directly model full AMR structure. Allowing high parallelization, the graph encoder is more efficient than the sequence encoder. In our experiments, the graph model outperforms a strong sequence-to-sequence model, achieving the best performance.

³<http://www.statmt.org/moses/>

(p / possible-01 :polarity -

:ARG1 (l / look-over-06

:ARG0 (w / we)

:ARG1 (a / account-01

:ARG1 (w2 / war-01

:ARG1 (c2 / country

:wiki “Japan”

:name (n2 / name :op1 “Japan”))

:time (p2 / previous)

:ARG1-of (c / call-01

:mod (s / so)))

:mod (o / old)))

Lin: possible :polarity - :arg1 (look-over :arg0 we :arg1 (account :arg1 (war :arg1 (country :wiki japan :name (name :op1 japan)) :time previous :arg1-of (call :mod so)) :mod old))

Ref: we can n’t look over the old accounts of the previous so-called anti-japanese war .

S2S: we can n’t be able to account the past drawn out of japan ’s entire war .

G2S: we can n’t be able to do old accounts of the previous and so called japan war.

G2S+CP: we can n’t look-over the old accounts of the previous so called war on japan .

(p / provide-01

:ARG0 (a / agree-01)

:ARG1 (a2 / and

:op1 (s / staff

:prep-for (c / center

:mod (r / research-01)))

:op2 (f / fund-01

:prep-for c)))

Lin: provide :arg0 agree :arg1 (and :op1 (staff :prep-for (center :mod research)) :op2 (fund :prep-for center))

Ref: the agreement will provide staff and funding for the research center .

S2S: agreed to provide research and institutes in the center .

G2S: the agreement provides the staff of research centers and funding .

G2S+CP: the agreement provides the staff of the research center and the funding .

Table 5.3: Example system outputs.

6 Graph Recurrent Network for Semantic NMT using AMR

It is intuitive that semantic representations can be useful for machine translation, mainly because they can help in enforcing meaning preservation and handling data sparsity (many sentences correspond to one meaning) of machine translation models. On the other hand, little work has been done on leveraging semantics for neural machine translation (NMT). In this work, we study the usefulness of AMR (short for abstract meaning representation) on NMT. Experiments on a standard English-to-German dataset show that incorporating AMR as additional knowledge can significantly improve a strong attention-based sequence-to-sequence neural translation model.

6.1 Introduction

It is intuitive that semantic representations ought to be relevant to machine translation, given that the task is to produce a target language sentence with the same meaning as the source language input. Semantic representations formed the core of the earliest symbolic machine translation systems, and have been applied to statistical but non-neural systems as well.

Leveraging syntax for neural machine translation (NMT) has been an ac-

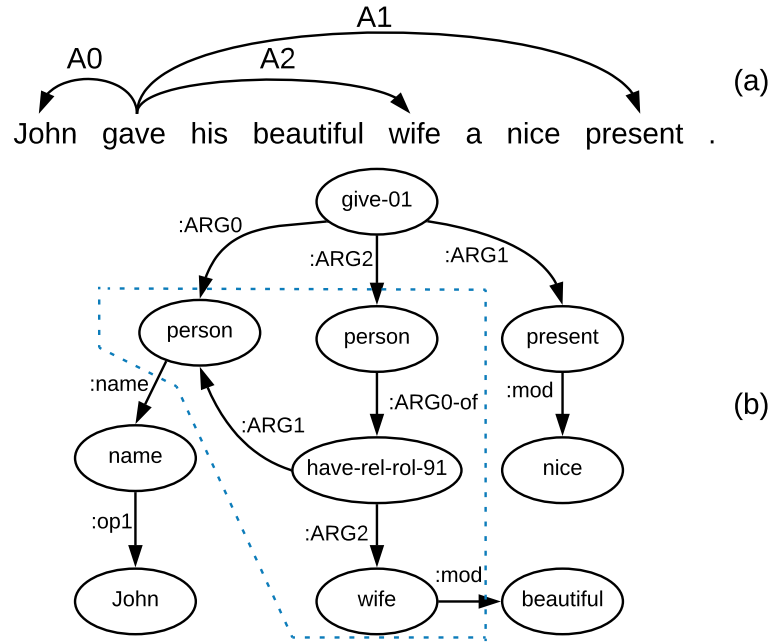


Figure 6.1: (a) A sentence with semantic roles annotations, (b) the corresponding AMR graph of that sentence.

tive research topic (Stahlberg et al., 2016; Aharoni and Goldberg, 2017; Li et al., 2017; Chen et al., 2017b; Bastings et al., 2017; Wu et al., 2017; Chen et al., 2018b). On the other hand, exploring semantics for NMT has so far received relatively little attention. Recently, Marcheggiani et al. (2018) exploited semantic role labeling (SRL) for NMT, showing that the predicate-argument information from SRL can improve the performance of an attention-based sequence-to-sequence model by alleviating the “argument switching” problem,¹ one frequent and severe issue faced by NMT systems (Isabelle et al., 2017). Figure 6.1 (a) shows one example of semantic role information, which only captures the relations between a predicate (*gave*) and its arguments (*John*, *wife* and *present*). Other important information, such as the relation between *John* and *wife*, can not be incorporated.

¹flipping arguments corresponding to different roles

In this paper, we explore the usefulness of abstract meaning representation (AMR) (Banarescu et al., 2013) as a semantic representation for NMT. AMR is a semantic formalism that encodes the meaning of a sentence as a rooted, directed graph. Figure 6.1 (b) shows an AMR graph, in which the nodes (such as *give-01* and *John*) represent the concepts, and edges (such as *:ARG0* and *:ARG1*) represent the relations between concepts they connect. Comparing with semantic roles, AMRs capture more relations, such as the relation between *John* and *wife* (represented by the subgraph within dotted lines). In addition, AMRs directly capture entity relations and abstract away inflections and function words. As a result, they can serve as a source of knowledge for machine translation that is orthogonal to the textual input. Furthermore, structural information from AMR graphs can help reduce data sparsity, when training data is not sufficient for large-scale training.

Recent advances in AMR parsing keep pushing the boundary of state-of-the-art performance (Flanigan et al., 2014; Artzi et al., 2015; Pust et al., 2015; Peng et al., 2015; Flanigan et al., 2016a; Buys and Blunsom, 2017; Konstas et al., 2017; Wang and Xue, 2017; Lyu and Titov, 2018; Peng et al., 2018; Groschwitz et al., 2018; Guo and Lu, 2018), and have made it possible for automatically-generated AMRs to benefit down-stream tasks, such as question answering (Mitra and Baral, 2015), summarization (Takase et al., 2016), and event detection (Li et al., 2015). However, to our knowledge, no existing work has exploited AMR for enhancing NMT.

We fill in this gap, taking an attention-based sequence-to-sequence system as our baseline, which is similar to Bahdanau et al. (2015). To leverage knowledge within an AMR graph, we adopt a graph recurrent network (GRN) (Zhang et al., 2018; Song et al., 2018d) as the AMR encoder. In particular, a full AMR graph is considered as a single state, with nodes in the graph being its substates. State transitions are performed on the graph recurrently, allowing

substates to exchange information through edges. At each recurrent step, each node advances its current state by receiving information from the current states of its adjacent nodes. Thus, with increasing numbers of recurrent steps, each word receives information from a larger context. Figure 6.3 shows the recurrent transition, where each node works simultaneously. Compared with other methods for encoding AMRs (Konstas et al., 2017), GRN keeps the original graph structure, and thus no information is lost. For the decoding stage, two separate attention mechanisms are adopted in the AMR encoder and sequential encoder, respectively.

Experiments on WMT16 English-German data (4.17M) show that adopting AMR significantly improves a strong attention-based sequence-to-sequence baseline (25.5 vs 23.7 BLEU). When trained with small-scale (226K) data, the improvement increases (19.2 vs 16.0 BLEU), which shows that the structural information from AMR can alleviate data sparsity when training data are not sufficient. To our knowledge, we are the first to investigate AMR for NMT.

Our code and parallel data with automatically parsed AMRs are available at <https://github.com/freesunshine0316/semantic-nmt>.

6.2 Related work

Most previous work on exploring semantics for statistical machine translation (SMT) studies the usefulness of predicate-argument structure from semantic role labeling (Wong and Mooney, 2006; Wu and Fung, 2009; Liu and Gildea, 2010; Baker et al., 2012). Jones et al. (2012b) first convert Prolog expressions into graphical meaning representations, leveraging synchronous hyperedge replacement grammar to parse the input graphs while generating the outputs. Their graphical meaning representation is different from AMR under a strict

definition, and their experimental data are limited to 880 sentences. We are the first to investigate AMR on large-scale machine translation.

Recently, Marcheggiani et al. (2018) investigate semantic role labeling (SRL) on neural machine translation (NMT). The predicate-argument structures are encoded via graph convolutional network (GCN) layers (Kipf and Welling, 2017), which are laid on top of regular BiRNN or CNN layers. Our work is in line with exploring semantic information, but different in exploiting AMR rather than SRL for NMT. In addition, we leverage a graph recurrent network (GRN) (Zhang et al., 2018; Song et al., 2018d) for modeling AMRs rather than GCN, which is formally consistent with the RNN sentence encoder. Since there is no one-to-one correspondence between AMR nodes and source words, we adopt a doubly-attentive LSTM decoder, which is another major difference from Marcheggiani et al. (2018).

6.3 Baseline: attention-based BiLSTM

We take the attention-based sequence-to-sequence model of Bahdanau et al. (2015) as the baseline, but use LSTM cells (Hochreiter and Schmidhuber, 1997) instead of GRU cells (Cho et al., 2014).

6.3.1 BiLSTM encoder

The encoder is a bi-directional LSTM on the source side. Given a sentence, two sequences of states $[\overleftarrow{h}_1, \overleftarrow{h}_2, \dots, \overleftarrow{h}_N]$ and $[\overrightarrow{h}_1, \overrightarrow{h}_2, \dots, \overrightarrow{h}_N]$ are generated for representing the input word sequence x_1, x_2, \dots, x_N in the right-to-left and left-to-right directions, respectively, where for each word x_i ,

$$(6.1) \quad \overleftarrow{h}_i = \text{LSTM}(\overleftarrow{h}_{i+1}, e_{x_i})$$

$$(6.2) \quad \overrightarrow{h}_i = \text{LSTM}(\overrightarrow{h}_{i-1}, e_{x_i})$$

e_{x_i} is the embedding of word x_i .

6.3.2 Attention-based decoder

The decoder yields a word sequence in the target language y_1, y_2, \dots, y_M by calculating a sequence of hidden states s_1, s_2, \dots, s_M recurrently. We use an attention-based LSTM decoder (Bahdanau et al., 2015), where the attention memory (\mathbf{H}) is the concatenation of the attention vectors among all source words. Each attention vector \mathbf{h}_i is the concatenation of the encoder states of an input token in both directions ($\overleftarrow{\mathbf{h}}_i$ and $\overrightarrow{\mathbf{h}}_i$):

$$(6.3) \quad \mathbf{h}_i = [\overleftarrow{\mathbf{h}}_i; \overrightarrow{\mathbf{h}}_i]$$

$$(6.4) \quad \mathbf{H} = [\mathbf{h}_1; \mathbf{h}_2; \dots; \mathbf{h}_N]$$

N is the number of source words.

While generating the m -th word, the decoder considers four factors: (1) the attention memory \mathbf{H} ; (2) the previous hidden state of the LSTM model s_{m-1} ; (3) the embedding of the current input (previously generated word) e_{y_m} ; and (4) the previous context vector ζ_{m-1} from attention memory \mathbf{H} . When $m = 1$, we initialize ζ_0 as a zero vector, set e_{y_1} to the embedding of sentence start token “<s>”, and calculate s_0 from the last step of the encoder states via a dense layer:

$$(6.5) \quad s_0 = \mathbf{W}_1[\overleftarrow{\mathbf{h}}_0; \overrightarrow{\mathbf{h}}_N] + \mathbf{b}_1$$

where \mathbf{W}_1 and \mathbf{b}_1 are model parameters.

For each decoding step m , the decoder feeds the concatenation of the embedding of the current input e_{y_m} and the previous context vector ζ_{m-1} into the LSTM model to update its hidden state:

$$(6.6) \quad s_m = \text{LSTM}(s_{m-1}, [e_{y_m}; \zeta_{m-1}])$$

Then the attention probability $\alpha_{m,i}$ on the attention vector $\mathbf{h}_i \in \mathbf{H}$ for the current decode step is calculated as:

$$(6.7) \quad \epsilon_{m,i} = \mathbf{v}_2^\top \tanh(\mathbf{W}_h \mathbf{h}_i + \mathbf{W}_s \mathbf{s}_m + \mathbf{b}_2)$$

$$(6.8) \quad \alpha_{m,i} = \frac{\exp(\epsilon_{m,i})}{\sum_{j=1}^N \exp(\epsilon_{m,j})}$$

\mathbf{W}_h , \mathbf{W}_s , \mathbf{v}_2 and \mathbf{b}_2 are model parameters. The new context vector ζ_m is calculated via

$$(6.9) \quad \zeta_m = \sum_{i=1}^N \alpha_{m,i} \mathbf{h}_i$$

The output probability distribution over the target vocabulary at the current state is calculated by:

$$(6.10) \quad \mathbf{p}_{vocab} = \text{softmax}(\mathbf{V}_3[\mathbf{s}_m, \zeta_m] + \mathbf{b}_3),$$

where \mathbf{V}_3 and \mathbf{b}_3 are learnable parameters.

6.4 Incorporating AMR

Figure 6.2 shows the overall architecture of our model, which adopts a BiLSTM (bottom left) and our graph recurrent network (GRN)² (bottom right) for encoding the source sentence and AMR, respectively. An attention-based LSTM decoder is used to generate the output sequence in the target language, with attention models over both the sequential encoder and the graph encoder. The attention memory for the graph encoder is from the last step of the graph state transition process, which is shown in Figure 6.3.

²We show the advantage of our graph encoder by comparing with another popular way for encoding AMRs in Section 6.6.3.

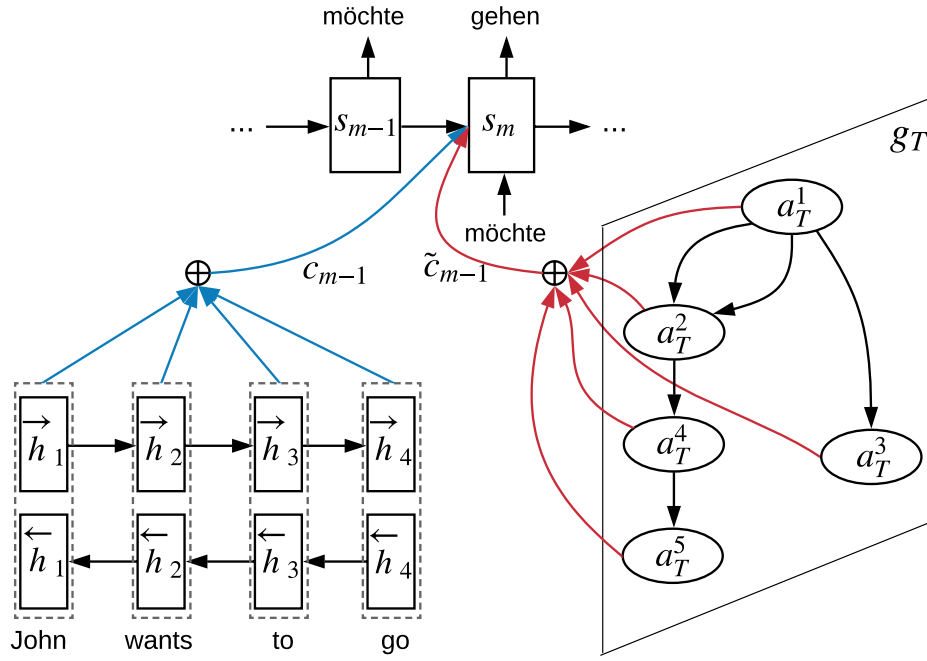


Figure 6.2: Overall architecture of our model.

6.4.1 Encoding AMR with GRN

Figure 6.3 shows the overall structure of our graph recurrent network for encoding AMR graphs, which follows Chapter 5. Formally, given an AMR graph $G = (V, E)$, we use a hidden state vector a^j to represent each node $v_j \in V$. The state of the graph can thus be represented as:

$$(6.11) \quad g = \{a^j\}_{v_j \in V}$$

The GRN encoding exactly follows Chapter 5.3.1, and it generates the final-state graph representation after T message passing steps:

$$(6.12) \quad g_T = \{a_T^j\}_{v_j \in V}$$

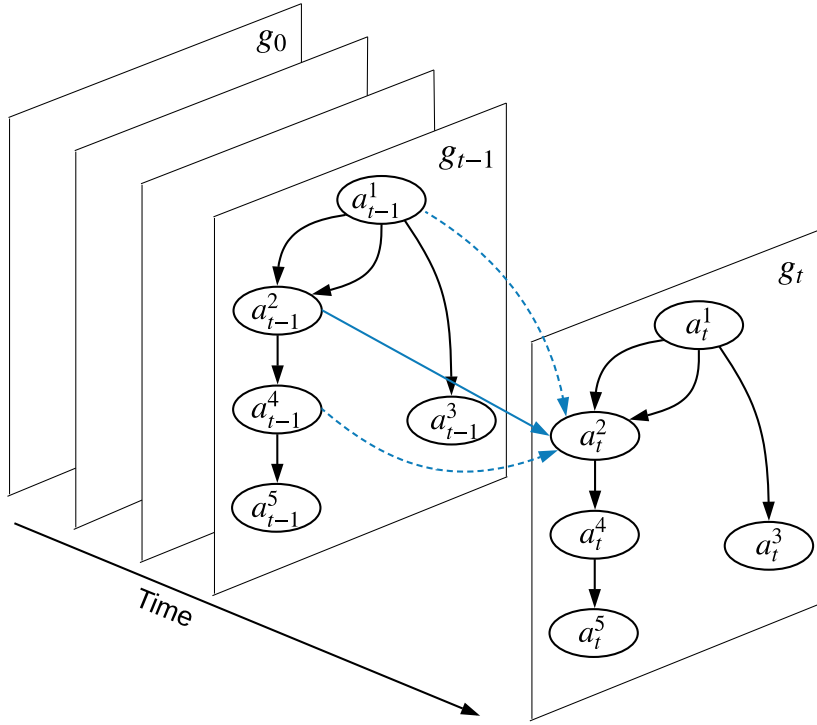


Figure 6.3: Architecture of the graph recurrent network.

6.4.2 Incorporating AMR information with a doubly-attentive decoder

There is no one-to-one correspondence between AMR nodes and source words. To incorporate additional knowledge from an AMR graph, an external attention model is adopted over the baseline model. In particular, the attention memory from the AMR graph is the last graph state $\mathbf{g}_T = \{\mathbf{a}_T^j\}_{v_j \in \mathbf{V}}$. In addition, the contextual vector based on the graph state is calculated as:

$$\begin{aligned}\tilde{\epsilon}_{m,i} &= \tilde{\mathbf{v}}_2^\top \tanh(\mathbf{W}_a \mathbf{a}_T^i + \tilde{\mathbf{W}}_s \mathbf{s}_m + \tilde{\mathbf{b}}_2) \\ \tilde{\alpha}_{m,i} &= \frac{\exp(\tilde{\epsilon}_{m,i})}{\sum_{j=1}^N \exp(\tilde{\epsilon}_{m,j})}\end{aligned}$$

\mathbf{W}_a , $\tilde{\mathbf{W}}_s$, $\tilde{\mathbf{v}}_2$ and $\tilde{\mathbf{b}}_2$ are model parameters. The new context vector $\tilde{\boldsymbol{\zeta}}_m$ is calculated via $\sum_{i=1}^N \tilde{\alpha}_{m,i} \mathbf{a}_T^i$. Finally, $\tilde{\boldsymbol{\zeta}}_m$ is incorporated into the calculation of the

output probability distribution over the target vocabulary (previously defined in Equation 6.10):

$$(6.13) \quad P_{vocab} = \text{softmax}(\mathbf{V}_3[\mathbf{s}_m, \boldsymbol{\zeta}_m, \tilde{\boldsymbol{\zeta}}_m] + \mathbf{b}_3)$$

6.5 Training

Given a set of training instances $\{(\mathbf{X}^{(1)}, \mathbf{Y}^{(1)}), (\mathbf{X}^{(2)}, \mathbf{Y}^{(2)}), \dots\}$, we train our models using the cross-entropy loss over each gold-standard target sequence $\mathbf{Y}^{(j)} = y_1^{(j)}, y_2^{(j)}, \dots, y_M^{(j)}$:

$$l = - \sum_{m=1}^M \log p(y_m^{(j)} | y_{m-1}^{(j)}, \dots, y_1^{(j)}, \mathbf{X}^{(j)}; \boldsymbol{\theta})$$

$\mathbf{X}^{(j)}$ represents the inputs for the j th instance, which is a source sentence for our baseline, or a source sentence paired with an automatically parsed AMR graph for our model. $\boldsymbol{\theta}$ represents the model parameters.

6.6 Experiments

We empirically investigate the effectiveness of AMR for English-to-German translation.

6.6.1 Setup

Data We use the WMT16³ English-to-German dataset, which contains around 4.5 million sentence pairs for training. In addition, we use a subset of the full dataset (News Commentary v11 (NC-v11), containing around 243 thousand sentence pairs) for development and additional experiments. For all

³<http://www.statmt.org/wmt16/translation-task.html>

Dataset	#Sent.	#Tok. (EN)	#Tok. (DE)
NC-v11	226K	6.4M	7.3M
Full	4.17M	109M	118M
News2013	3000	84.7K	95.6K
News2016	2999	88.1K	98.8K

Table 6.1: Statistics of the dataset. Numbers of tokens are after BPE processing.

Dataset	EN-ori	EN	AMR	DE
NC-v11	79.8K	8.4K	36.6K	8.3K
Full	874K	19.3K	403K	19.1K

Table 6.2: Sizes of vocabularies. *EN-ori* represents original English sentences without BPE.

experiments, we use newstest2013 and newstest2016 as the development and test sets, respectively.

To preprocess the data, the tokenizer from Moses⁴ is used to tokenize both the English and German sides. The training sentence pairs where either side is longer than 50 words are filtered out after tokenization. To deal with rare and compound words, byte-pair encoding (BPE)⁵ (Sennrich et al., 2016) is applied to both sides. In particular, 8000 and 16000 BPE merges are used on the News Commentary v11 subset and the full training set, respectively. On the other hand, JAMR⁶ (Flanigan et al., 2016a) is adopted to parse the English sentences into AMRs before BPE is applied. The statistics of the training data and vocabularies after preprocessing are shown in Table 6.1 and 6.2, respectively. For the experiments with the full training set, we used the top 40K of the AMR

⁴<http://www.statmt.org/moses/>

⁵<https://github.com/rsennrich/subword-nmt>

⁶<https://github.com/jflanigan/jamr>

vocabulary, which covers more than 99.6% of the training set.

For our dependency-based and SRL-based baselines (which will be introduced in **Baseline systems**), we choose Stanford CoreNLP (Manning et al., 2014) and IBM SIRE to generate dependency trees and semantic roles, respectively. Since both dependency trees and semantic roles are based on the original English sentences without BPE, we used the top 100K frequent English words, which cover roughly 99.0% of the training set.

Hyperparameters We use the Adam optimizer (Kingma and Ba, 2014) with a learning rate of 0.0005. The batch size is set to 128. Between layers, we apply dropout with a probability of 0.2. The best model is picked based on the cross-entropy loss on the development set. For model hyperparameters, we set the graph state transition number to 10 according to development experiments. Each node takes information from at most 6 neighbors. BLEU (Papineni et al., 2002), TER (Snover et al., 2006) and Meteor (Denkowski and Lavie, 2014) are used as the metrics on cased and tokenized results.

For experiments with the NC-v11 subset, both word embedding and hidden vector sizes are set to 500, and the models are trained for at most 30 epochs. For experiments with full training set, the word embedding and hidden state sizes are set to 800, and our models are trained for at most 10 epochs. For all systems, the word embeddings are randomly initialized and updated during training.

Baseline systems We compare our model with the following systems. *Seq2seq* represents our attention-based LSTM baseline (§6.3), and *Dual2seq* is our model, which takes both a sequential and a graph encoder and adopts a doubly-attentive decoder (§6.4). To show the merit of AMR, we further contrast our model with the following baselines, all of which adopt the same doubly-attentive framework with a BiLSTM for encoding BPE-segmented source sen-

tences: *Dual2seq-LinAMR* uses another BiLSTM for encoding linearized AMRs. *Dual2seq-Dep* and *Dual2seq-SRL* adopt our graph recurrent network to encode original source sentences with dependency and semantic role annotations, respectively. The three baselines are useful for contrasting different methods of encoding AMRs and for comparing AMRs with other popular structural information for NMT.

We also compare with Transformer (Vaswani et al., 2017) and OpenNMT (Klein et al., 2017), trained on the same dataset and with the same set of hyperparameters as our systems. In particular, we compare with *Transformer-tf*, one popular implementation⁷ of Transformer based on TensorFlow, and we choose *OpenNMT-tf*, an official release⁸ of OpenNMT implemented with TensorFlow. It is a popular open-source attention-based sequence-to-sequence system that has served as a baseline system in previous literature. For a fair comparison, *OpenNMT-tf* has 1 layer for both the encoder and the decoder, and *Transformer-tf* has the default configuration (N=6), but with parameters being shared among different blocks.

6.6.2 Development experiments

Figure 6.4 shows the system performances as a function of the number of graph state transitions on the development set. *Dual2seq (self)* represents our dual-attentive model, but its graph encoder encodes the source sentence, which is treated as a chain graph, instead of an AMR graph. Compared with *Dual2seq*, *Dual2seq (self)* has the same number of parameters, but without semantic information from AMR. Due to hardware limitations, we do not perform an exhaustive search by evaluating every possible state transition number, but only transition numbers of 1, 5, 10 and 12.

⁷<https://github.com/Kyubyong/transformer>

⁸<https://github.com/OpenNMT/OpenNMT-tf>

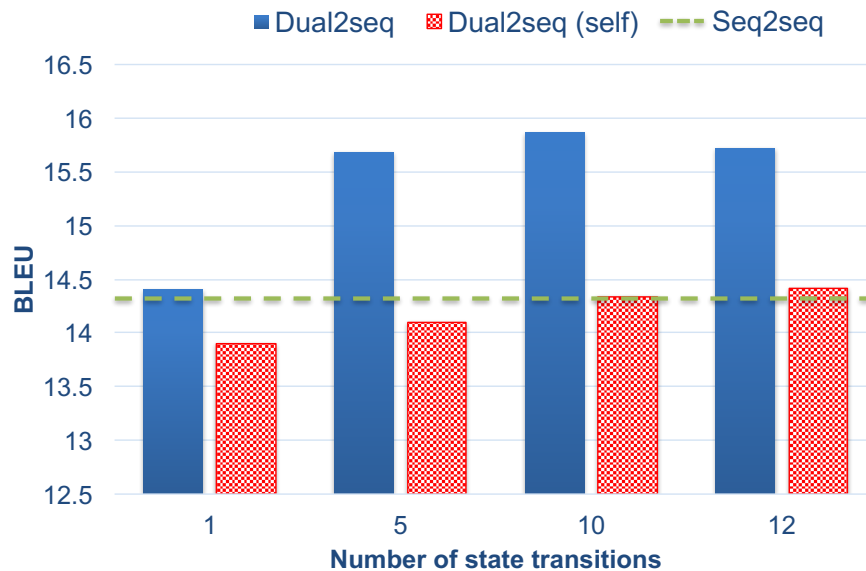


Figure 6.4: DEV BLEU scores against transition steps for the graph encoders. The state transition is not applicable to *Seq2seq*, so we draw a dashed line to represent its performance.

Our *Dual2seq* shows consistent performance improvement by increasing the transition number both from 1 to 5 (roughly +1.3 BLEU points) and from 5 to 10 (roughly 0.2 BLEU points). The former shows greater improvement than the latter, showing that the performance starts to converge after 5 transition steps. Further increasing transition steps from 10 to 12 gives a slight performance drop. We set the number of state transition steps to 10 for all experiments according to these observations.

On the other hand, *Dual2seq (self)* shows only small improvements by increasing the state transition number, and it does not perform better than *Seq2seq*. Both results show that the performance gains of *Dual2seq* are not due to an increased number of parameters.

System	NC-v11			FULL		
	BLEU	TER↓	Meteor	BLEU	TER↓	Meteor
OpenNMT-tf	15.1	0.6902	0.3040	24.3	0.5567	0.4225
Transformer-tf	17.1	0.6647	0.3578	25.1	0.5537	0.4344
Seq2seq	16.0	0.6695	0.3379	23.7	0.5590	0.4258
Dual2seq-LinAMR	17.3	0.6530	0.3612	24.0	0.5643	0.4246
Dual2seq-SRL	17.2	0.6591	0.3644	23.8	0.5626	0.4223
Dual2seq-Dep	17.8	0.6516	0.3673	25.0	0.5538	0.4328
Dual2seq	19.2*	0.6305	0.3840	25.5*	0.5480	0.4376

Table 6.3: TEST performance. *NC-v11* represents training only with the NC-v11 data, while *Full* means using the full training data. * represents significant (Koehn, 2004) result ($p < 0.01$) over *Seq2seq*. ↓ indicates the lower the better.

6.6.3 Main results

Table 6.3 shows the TEST BLEU, TER and Meteor scores of all systems trained on the small-scale *News Commentary v11* subset or the large-scale full set. *Dual2seq* is consistently better than the other systems under all three metrics, showing the effectiveness of the semantic information provided by AMR. Especially, *Dual2seq* is better than both *OpenNMT-tf* and *Transformer-tf*. The recurrent graph state transition of *Dual2seq* is similar to Transformer in that it iteratively incorporates global information. The improvement of *Dual2seq* over *Transformer-tf* undoubtedly comes from the use of AMRs, which provide complementary information to the textual inputs of the source language.

In terms of BLEU score, *Dual2seq* is significantly better than *Seq2seq* in both settings, which shows the effectiveness of incorporating AMR information. In particular, the improvement is much larger under the small-scale setting (+3.2 BLEU) than that under the large-scale setting (+1.7 BLEU). This is an evidence

that structural and coarse-grained semantic information encoded in AMRs can be more helpful when training data are limited.

When trained on the NC-v11 subset, the gap between *Seq2seq* and *Dual2seq* under Meteor (around 5 points) is greater than that under BLEU (around 3 points). Since Meteor gives partial credit to outputs that are synonyms to the reference or share identical stems, one possible explanation is that the structural information within AMRs helps to better translate the concepts from the source language, which may be synonyms or paronyms of reference words.

As shown in the second group of Table 6.3, we further compare our model with other methods of leveraging syntactic or semantic information. *Dual2seq-LinAMR* shows much worse performance than our model and only slightly outperforms the *Seq2seq* baseline. Both results show that simply taking advantage of the AMR concepts without their relations does not help very much. One reason may be that AMR concepts, such as *John* and *Mary*, also appear in the textual input, and thus are also encoded by the other (sequential) encoder.⁹ The gap between *Dual2seq* and *Dual2seq-LinAMR* comes from modeling the relations between concepts, which can be helpful for deciding target word order by enhancing the relations in source sentences. We conclude that properly encoding AMRs is necessary to make them useful.

Encoding dependency trees instead of AMRs, *Dual2seq-Dep* shows a larger performance gap with our model (17.8 vs 19.2) on small-scale training data than on large-scale training data (25.0 vs 25.5). It is likely because AMRs are more useful on alleviating data sparsity than dependency trees, since words are lemmatized into unified concepts when parsing sentences into AMRs. For modeling long-range dependencies, AMRs have one crucial advantage over dependency trees by modeling concept-concept relations more directly. It is

⁹AMRs can contain multi-word concepts, such as *New York City*, but they are in the textual input.

because AMRs drop function words, thus the distances between concepts are generally closer in AMRs than in dependency trees. Finally, *Dual2seq-SRL* is less effective than our model, because the annotations labeled by SRL are a subset of AMRs.

We outperform Marcheggiani et al. (2018) on the same datasets, although our systems vary in a number of respects. When trained on the *NC-v11* data, they show BLEU scores of 14.9 only with their BiLSTM baseline, 16.1 using additional dependency information, 15.6 using additional semantic roles and 15.8 taking both as additional knowledge. Using *Full* as the training data, the scores become 23.3, 23.9, 24.5 and 24.9, respectively. In addition to the different semantic representation being used (AMR vs SRL), Marcheggiani et al. (2018) laid graph convolutional network (GCN) (Kipf and Welling, 2017) layers on top of a bidirectional LSTM (BiLSTM) layer, and then concatenated layer outputs as the attention memory. GCN layers encode the semantic role information, while BiLSTM layers encode the input sentence in the source language, and the concatenated hidden states of both layers contain information from both semantic role and source sentence. For incorporating AMR, since there is no one-to-one word-to-node correspondence between a sentence and the corresponding AMR graph, we adopt separate attention models. Our BLEU scores are higher than theirs, but we cannot conclude that the advantage primarily comes from AMR.

6.6.4 Analysis

Influence of AMR parsing accuracy To analyze the influence of AMR parsing on our model performance, we further evaluate on a test set where the gold AMRs for the English side are available. In particular, we choose the *Little Prince* corpus, which contains 1562 sentences with gold AMR annotations.¹⁰

¹⁰<https://amr.isi.edu/download.html>

AMR Anno.	BLEU
Automatic	16.8
Gold	17.5*

Table 6.4: BLEU scores of *Dual2seq* on the *little prince* data, when gold or automatic AMRs are available.

Since there are no parallel German sentences, we take a German-version *Little Prince* novel, and then perform manual sentence alignment. Taking the whole *Little Prince* corpus as the test set, we measure the influence of AMR parsing accuracy by evaluating on the test set when gold or automatically-parsed AMRs are available. The automatic AMRs are generated by parsing the English sentences with JAMR.

Table 6.4 shows the BLEU scores of our *Dual2seq* model taking gold or automatic AMRs as inputs. Not listed in Table 6.4, *Seq2seq* achieves a BLEU score of 15.6, which is 1.2 BLEU points lower than using automatic AMR information. The improvement from automatic AMR to gold AMR (+0.7 BLEU) is significant, which shows that the translation quality of our model can be further improved with an increase of AMR parsing accuracy. However, the BLEU score with gold AMR does not indicate the potentially best performance that our model can achieve. The primary reason is that even though the test set is coupled with gold AMRs, the training set is not. Trained with automatic AMRs, our model can learn to selectively trust the AMR structure. An additional reason is the domain difference: the *Little Prince* data are in the literary domain while our training data are in the news domain. There can be a further performance gain if the accuracy of the automatic AMRs on the training set is improved.

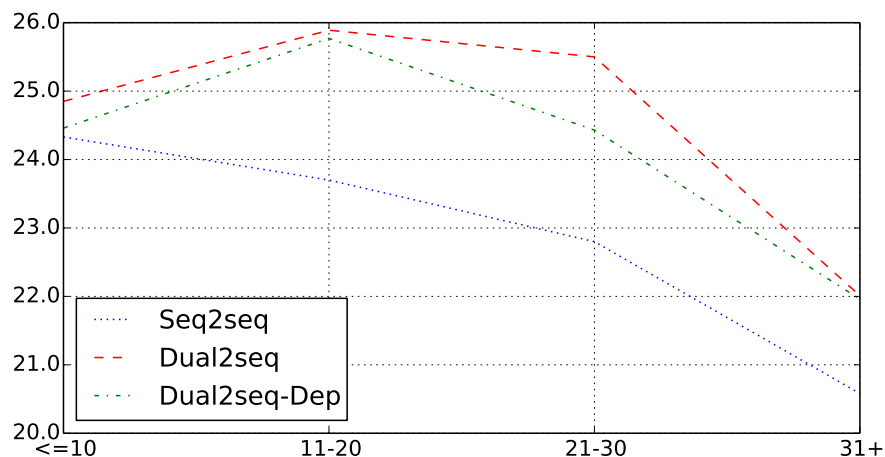


Figure 6.5: Test BLEU score of various sentence lengths

Performance based on sentence length We hypothesize that AMRs should be more beneficial for longer sentences: those are likely to contain long-distance dependencies (such as discourse information and predicate-argument structures) which may not be adequately captured by linear chain RNNs but are directly encoded in AMRs. To test this, we partition the test data into four buckets by length and calculate BLEU for each of them. Figure 6.5 shows the performances of our model along with *Dual2seq-Dep* and *Seq2seq*. Our model outperforms the *Seq2seq* baseline rather uniformly across all buckets, except for the first one where they are roughly equal. This may be surprising. On the one hand, *Seq2seq* fails to capture some dependencies for medium-length instances; on the other hand AMR parses are more noisy for longer sentences, which prevents us from obtaining extra improvements with AMRs.

Dependency trees have been proved useful in capturing long-range dependencies. Figure 6.5 shows that AMRs are comparatively better than dependency trees, especially on medium-length (21-30) sentences. The reason may be that the AMRs of medium-length sentences are much more accurate than longer sentences, thus are better at capturing the relations between concepts. On the other hand, even though dependency trees are more accurate than

AMRs, they still fail to represent relations for long sentences. It is likely because relations for longer sentences are more difficult to detect. Another possible reason is that dependency trees do not incorporate coreferences, which AMRs consider.

Human evaluation We further study the translation quality of predicate-argument structures by conducting a human evaluation on 100 instances from the testset. In the evaluation, translations of both *Dual2seq* and *Seq2seq*, together with the source English sentence, the German reference, and an AMR are provided to a German-speaking annotator to decide which translation better captures the predicate-argument structures in the source sentence. To avoid annotation bias, translation results of both models are swapped for some instances, and the German annotator does not know which model each translation belongs to. The annotator either selects a “winner” or makes a “tie” decision, meaning that both results are equally good.

Out of the 100 instances, *Dual2seq* wins on 46, *Seq2seq* wins on 23, and there is a tie on the remaining 31. *Dual2seq* wins on almost half of the instances, about twice as often as *Seq2seq* wins, indicating that AMRs help in translating the predicate-argument structures on the source side.

Case study The outputs of the baseline system (*Seq2seq*) and our final system (*Dual2seq*) are shown in Figure 6.6. In the first sentence, the AMR-based *Dual2seq* system correctly produces the reflexive pronoun *sich* as an argument of the verb *trafen* (*meet*), despite the distance between the words in the system output, and despite the fact that the equivalent English words *each other* do not appear in the system output. This is facilitated by the argument structure in the AMR analysis.

In the second sentence, the AMR-based *Dual2seq* system produces an

overly literal translation for the English phrasal verb *come across*. The Seq2seq translation, however, incorrectly states that the police vehicles *are* refugees. The difficulty for the Seq2seq probably derives in part from the fact that *are* and *coming* are separated by the word *constantly* in the input, while the main predicate is clear in the AMR representation.

In the third sentence, the Dual2seq system correctly translates the object of *breed* as *worms*, while the Seq2seq translation incorrectly states that the scientists breed *themselves*. Here the difficulty is likely the distance between the object and the verb in the German output, which causes the Seq2seq system to lose track of the correct input position to translate.

6.7 Conclusion

We showed that AMRs can improve neural machine translation. In particular, the structural semantic information from AMRs can be complementary to the source textual input by introducing a higher level of information abstraction. A graph recurrent network (GRN) is leveraged to encode AMR graphs without breaking the original graph structure, and a sequential LSTM is used to encode the source input. The decoder is a doubly-attentive LSTM, taking the encoding results of both the graph encoder and the sequential encoder as attention memories. Experiments on a standard benchmark showed that AMRs are helpful regardless of the sentence length, and are more effective than other more popular choices, such as dependency trees and semantic roles.

AMR: (s2 / say-01 :ARG0 (p3 / person :ARG1-of (h / have-rel-role-91 :ARG0 (p / person :ARG1-of (m2 / meet-03 :ARG0 (t / they) :ARG2 15) :mod (m / mutual)) :ARG2 (f / friend)) :name (n2 / name :op1 "Carla" :op2 "Hairston"))) :ARG1 (a / and :op1 (p2 / person :name (n / name :op1 "Lamb"))) :ARG2 (s / she) :time 20)

Src: Carla Hairston said she was 15 and Lamb was 20 when they met through mutual friends

Ref: Carla Hairston sagte , sie war 15 und Lamm war 20 , als sie sich durch gemeinsame Freunde trafen .

Dual2seq: Carla Hairston sagte , sie war 15 und Lamm war 20 , als sie sich durch gegenseitige Freunde trafen .

Seq2seq: Carla Hirston sagte , sie sei 15 und Lamb 20 , als sie durch gegenseitige Freunde trafen .

AMR: (s / say-01 :ARG0 (m / media :ARG1-of (l / local-02)) :ARG1 (c2 / come-01 :ARG1 (v / vehicle :mod (p / police)) :manner (c3 / constant) :path (a / across :op1 (r / refugee :mod (n2 / new))) :time (s2 / since :op1 (t3 / then)) :topic (t / thing :name (n / name :op1 (c / Croatian) :op2 (t2 / Tavarnik)))))

Src: Since then , according to local media , police vehicles are constantly coming across new refugees in Croatian Tavarnik .

Ref: Laut lokalen Medien treffen seitdem im kroatischen Tovarnik ständig Polizeifahrzeuge mit neuen Flüchtlingen ein .

Dual2seq: Seither kommen die Polizeifahrzeuge nach den örtlichen Medien ständig über neue Flüchtlinge in Kroatische Tavarnik .

Seq2seq: Seitdem sind die Polizeiautos nach den lokalen Medien ständig neue Flüchtlinge in Kroatien Tavarnik .

AMR: (b2 / breed-01 :ARG0 (p2 / person :ARG0-of (h / have-org-role-91 :ARG2 (s3 / scientist))) :ARG1 (w2 / worm) :ARG2 (s2 / system :ARG1-of (c / control-01 :ARG0 (b / burst-01 :ARG1 (w / wave :mod (s / sound))) :ARG1-of (p / possible-01)) :ARG1-of (n / nervous-01) :mod (m / modify-01 :ARG1 (g / genetics)))))

Src: Scientists have bred worms with genetically modified nervous systems that can be controlled by bursts of sound waves

Ref: Wissenschaftler haben Würmer mit genetisch veränderten Nervensystemen gezüchtet , die von Ausbrüchen von Schallwellen gesteuert werden können

Dual2seq: Die Wissenschaftler haben die Würmer mit genetisch veränderten Nervensystemen gezüchtet , die durch Verbrennungen von Schallwellen kontrolliert werden können

Seq2seq: Wissenschaftler haben sich mit genetisch modifiziertem Nervensystem gezüchtet , die durch Verbrennungen von Klangwellen gesteuert werden können

Figure 6.6: Sample system outputs

7 Conclusion

In this dissertation, we have introduced graph recurrent networks (GRN), which is general enough to encode graphs of arbitrary types without destroying the original graph structure. We investigated our GRN on 3 types of graphs across 4 different tasks, including multi-hop reading comprehension (Chapter 3), n -ary relation extraction (Chapter 4), AMR-to-text generation (Chapter 5) and semantic neural machine translation (Chapter 6). On each task, our carefully designed experiments show that GRN is significantly better than baselines based on sequence-to-sequence models and DAG networks. Besides, our GRN allows better parallelism than sequence-to-sequence and DAG models, and as a result it is much faster than these baselines. We also theoretically compare GRN with other graph neural networks, such as graph convolutional network (GCN) (Kipf and Welling, 2017) and gated graph neural network (GGNN) (Li et al., 2016), with a message passing framework (Chapter 2).

Despite being successful on several tasks, there is still much room for improving GRN, thus I consider refining GRN as part of my future work. One direction of refinement is to further differentiate the node states after each GRN step. Previously, we rely on development experiments to carefully choose a proper number of GRN steps, and different tasks require very different number. To alleviate this problem, we can use the node states of all steps instead of

the last step. By using the GRN outputs of all steps, we ask the model to pick node states of proper GRN steps based on the task performance. Another direction for improving GRN is to alleviate the massive memory usage (This problem exists for the other graph neural networks too) by sampling. Chen et al. (2018a) have investigated importance sampling according to the significance of the nodes in a citation graph. However, relations are also very important for many types of graphs in the NLP area, such as the semantic graphs and dependency graphs. We will study a proper relation-oriented sampling approach to reduce the memory usage of GRN.

Bibliography

- Aharoni, Roei and Yoav Goldberg. 2017. Towards string-to-tree neural machine translation. In *Proceedings of the 55th Annual Meeting of the Association for Computational Linguistics (Volume 1: Long Papers)*, pages 132–140.
- Artzi, Yoav, Kenton Lee, and Luke Zettlemoyer. 2015. Broad-coverage CCG semantic parsing with AMR. In *Proceedings of the 2015 Conference on Empirical Methods in Natural Language Processing*, pages 1699–1710.
- Bahdanau, Dzmitry, Kyunghyun Cho, and Yoshua Bengio. 2015. Neural machine translation by jointly learning to align and translate. In *Proceedings of the International Conference on Learning Representations*.
- Baker, Kathryn, Michael Bloodgood, Bonnie J Dorr, Chris Callison-Burch, Nathaniel W Filardo, Christine Piatko, Lori Levin, and Scott Miller. 2012. Modality and negation in SIMT use of modality and negation in semantically-informed syntactic MT. *Computational Linguistics*, 38(2):411–438.
- Banarescu, Laura, Claire Bonial, Shu Cai, Madalina Georgescu, Kira Griffitt, Ulf Hermjakob, Kevin Knight, Philipp Koehn, Martha Palmer, and Nathan Schneider. 2013. Abstract meaning representation for sembanking. In *Proceedings of the 7th Linguistic Annotation Workshop and Interoperability with Discourse*, pages 178–186.

- Bastings, Joost, Ivan Titov, Wilker Aziz, Diego Marcheggiani, and Khalil Simaan. 2017. Graph convolutional encoders for syntax-aware neural machine translation. In *Proceedings of the 2017 Conference on Empirical Methods in Natural Language Processing*.
- Beck, Daniel, Gholamreza Haffari, and Trevor Cohn. 2018. Graph-to-sequence learning using gated graph neural networks. In *Proceedings of the 56th Annual Meeting of the Association for Computational Linguistics (Volume 1: Long Papers)*, pages 273–283.
- Boratko, Michael, Harshit Padigela, Divyendra Mikkilineni, Pritish Yuvraj, Rajarshi Das, Andrew McCallum, Maria Chang, Achille Fokoue-Nkoutche, Pavan Kapanipathi, Nicholas Mattei, et al. 2018. A systematic classification of knowledge, reasoning, and context within the ARC dataset. *arXiv preprint arXiv:1806.00358*.
- Buys, Jan and Phil Blunsom. 2017. Robust incremental neural semantic graph parsing. In *Proceedings of the 55th Annual Meeting of the Association for Computational Linguistics (Volume 1: Long Papers)*, pages 1215–1226.
- Cao, Nicola De, Wilker Aziz, and Ivan Titov. 2018. Question answering by reasoning across documents with graph convolutional networks. *arXiv preprint arXiv:1808.09920*.
- Chen, Danqi, Adam Fisch, Jason Weston, and Antoine Bordes. 2017a. Reading wikipedia to answer open-domain questions. In *Proceedings of the 55th Annual Meeting of the Association for Computational Linguistics (Volume 1: Long Papers)*, pages 1870–1879.
- Chen, Huadong, Shujian Huang, David Chiang, and Jiajun Chen. 2017b. Improved neural machine translation with a syntax-aware encoder and de-

- coder. In *Proceedings of the 55th Annual Meeting of the Association for Computational Linguistics (Volume 1: Long Papers)*, pages 1936–1945.
- Chen, Jie, Tengfei Ma, and Cao Xiao. 2018a. FastGCN: fast learning with graph convolutional networks via importance sampling. In *International Conference on Learning Representations*.
- Chen, Kehai, Rui Wang, Masao Utiyama, Eiichiro Sumita, and Tiejun Zhao. 2018b. Syntax-directed attention for neural machine translation. In *Proceedings of the National Conference on Artificial Intelligence*.
- Chinchor, Nancy A. 1998. Overview of muc-7/met-2. Technical report, Science Applications International Corp San Diego CA.
- Cho, Kyunghyun, Bart van Merriënboer, Caglar Gulcehre, Dzmitry Bahdanau, Fethi Bougares, Holger Schwenk, and Yoshua Bengio. 2014. Learning phrase representations using RNN encoder–decoder for statistical machine translation. In *Proceedings of the 2014 Conference on Empirical Methods in Natural Language Processing*, pages 1724–1734. Doha, Qatar.
- Clark, Christopher and Matt Gardner. 2018. Simple and effective multi-paragraph reading comprehension. In *Proceedings of the 56th Annual Meeting of the Association for Computational Linguistics (Volume 1: Long Papers)*, pages 845–855.
- Defferrard, Michaël, Xavier Bresson, and Pierre Vandergheynst. 2016. Convolutional neural networks on graphs with fast localized spectral filtering. In *Advances in neural information processing systems*, pages 3844–3852.
- Denkowski, Michael and Alon Lavie. 2014. Meteor universal: Language specific translation evaluation for any target language. In *Proceedings of the Ninth Workshop on Statistical Machine Translation*, pages 376–380.

- Dhingra, Bhuwan, Qiao Jin, Zhilin Yang, William Cohen, and Ruslan Salakhutdinov. 2018. Neural models for reasoning over multiple mentions using coreference. In *Proceedings of the 2018 Meeting of the North American chapter of the Association for Computational Linguistics*, pages 42–48.
- Dhingra, Bhuwan, Hanxiao Liu, Zhilin Yang, William Cohen, and Ruslan Salakhutdinov. 2017a. Gated-attention readers for text comprehension. In *Proceedings of the 55th Annual Meeting of the Association for Computational Linguistics (Volume 1: Long Papers)*, pages 1832–1846.
- Dhingra, Bhuwan, Kathryn Mazaitis, and William W Cohen. 2017b. QUASAR: Datasets for question answering by search and reading. *arXiv preprint arXiv:1707.03904*.
- Dunn, Matthew, Levent Sagun, Mike Higgins, Ugur Guney, Volkan Cirik, and Kyunghyun Cho. 2017. SearchQA: A new q&a dataset augmented with context from a search engine. *arXiv preprint arXiv:1704.05179*.
- Duvenaud, David K, Dougal Maclaurin, Jorge Iparraguirre, Rafael Bombarell, Timothy Hirzel, Alán Aspuru-Guzik, and Ryan P Adams. 2015. Convolutional networks on graphs for learning molecular fingerprints. In *Advances in neural information processing systems*, pages 2224–2232.
- Flanigan, Jeffrey, Chris Dyer, Noah A. Smith, and Jaime Carbonell. 2016a. CMU at semeval-2016 task 8: Graph-based AMR parsing with infinite ramp loss. In *Proceedings of the 10th International Workshop on Semantic Evaluation*, pages 1202–1206.
- Flanigan, Jeffrey, Chris Dyer, Noah A. Smith, and Jaime Carbonell. 2016b. Generation from abstract meaning representation using tree transducers. In *Proceedings of the 2016 Meeting of the North American chapter of the Association for Computational Linguistics*, pages 731–739.

- Flanigan, Jeffrey, Sam Thomson, Jaime Carbonell, Chris Dyer, and Noah A. Smith. 2014. A discriminative graph-based parser for the abstract meaning representation. In *Proceedings of the 52nd Annual Meeting of the Association for Computational Linguistics (Volume 1: Long Papers)*, pages 1426–1436.
- Gerber, Matthew and Joyce Chai. 2010. Beyond nombank: A study of implicit arguments for nominal predicates. In *Proceedings of the 48th Annual Meeting of the Association for Computational Linguistics*, pages 1583–1592.
- Gormley, Matthew R., Mo Yu, and Mark Dredze. 2015. Improved relation extraction with feature-rich compositional embedding models. In *Proceedings of the 2015 Conference on Empirical Methods in Natural Language Processing*, pages 1774–1784.
- Groschwitz, Jonas, Matthias Lindemann, Meaghan Fowlie, Mark Johnson, and Alexander Koller. 2018. AMR dependency parsing with a typed semantic algebra. In *Proceedings of the 56th Annual Meeting of the Association for Computational Linguistics (Volume 1: Long Papers)*, pages 1831–1841.
- Gruzitis, Normunds, Didzis Gosko, and Guntis Barzdins. 2017. RIGOTRIO at SemEval-2017 Task 9: Combining Machine Learning and Grammar Engineering for AMR Parsing and Generation. In *Proceedings of the 11th International Workshop on Semantic Evaluation (SemEval-2017)*, pages 924–928. Vancouver, Canada.
- Gu, Jiatao, Zhengdong Lu, Hang Li, and Victor O.K. Li. 2016. Incorporating copying mechanism in sequence-to-sequence learning. In *Proceedings of the 54th Annual Meeting of the Association for Computational Linguistics (Volume 1: Long Papers)*, pages 1631–1640. Berlin, Germany.
- Gulcehre, Caglar, Sungjin Ahn, Ramesh Nallapati, Bowen Zhou, and Yoshua Bengio. 2016. Pointing the unknown words. In *Proceedings of the 54th Annual*

- Meeting of the Association for Computational Linguistics (Volume 1: Long Papers)*, pages 140–149. Berlin, Germany.
- Guo, Zhijiang and Wei Lu. 2018. Better transition-based AMR parsing with a refined search space. In *Proceedings of the 2018 Conference on Empirical Methods in Natural Language Processing*, pages 1712–1722.
- Hamilton, Will, Zhitao Ying, and Jure Leskovec. 2017. Inductive representation learning on large graphs. In *Advances in Neural Information Processing Systems*, pages 1024–1034.
- Han, Xianpei, Le Sun, and Jun Zhao. 2011. Collective entity linking in web text: a graph-based method. In *Proceedings of the 34th international ACM SIGIR conference on Research and development in Information Retrieval*, pages 765–774. ACM.
- Henaff, Mikael, Joan Bruna, and Yann LeCun. 2015. Deep convolutional networks on graph-structured data. *arXiv preprint arXiv:1506.05163*.
- Hendrickx, Iris, Su Nam Kim, Zornitsa Kozareva, Preslav Nakov, Diarmuid Ó Séaghdha, Sebastian Padó, Marco Pennacchiotti, Lorenza Romano, and Stan Szpakowicz. 2009. Semeval-2010 task 8: Multi-way classification of semantic relations between pairs of nominals. In *Proceedings of the Workshop on Semantic Evaluations: Recent Achievements and Future Directions*.
- Hermann, Karl Moritz, Tomas Kocisky, Edward Grefenstette, Lasse Espeholt, Will Kay, Mustafa Suleyman, and Phil Blunsom. 2015. Teaching machines to read and comprehend. In *Advances in Neural Information Processing Systems*, pages 1693–1701.
- Hill, Felix, Antoine Bordes, Sumit Chopra, and Jason Weston. 2015. The goldilocks principle: Reading children’s books with explicit memory representations. *arXiv preprint arXiv:1511.02301*.

- Hochreiter, Sepp and Jürgen Schmidhuber. 1997. Long short-term memory. *Neural computation*, 9(8):1735–1780.
- Huang, Wenbing, Tong Zhang, Yu Rong, and Junzhou Huang. 2018. Adaptive sampling towards fast graph representation learning. In *Advances in Neural Information Processing Systems*, pages 4563–4572.
- Isabelle, Pierre, Colin Cherry, and George Foster. 2017. A challenge set approach to evaluating machine translation. In *Proceedings of the 2017 Conference on Empirical Methods in Natural Language Processing*, pages 2486–2496.
- Jain, Sarthak. 2016. Question answering over knowledge base using factual memory networks. In *Proceedings of the NAACL Student Research Workshop*, pages 109–115.
- Jiang, Jing and ChengXiang Zhai. 2007. A systematic exploration of the feature space for relation extraction. In *Human Language Technologies 2007: The Conference of the North American Chapter of the Association for Computational Linguistics; Proceedings of the Main Conference*, pages 113–120.
- Jones, Bevan, Jacob Andreas, Daniel Bauer, Karl Moritz Hermann, and Kevin Knight. 2012a. Semantics-based machine translation with hyperedge replacement grammars. In *Proceedings of the International Conference on Computational Linguistics (COLING 2012)*, pages 1359–1376.
- Jones, Bevan, Jacob Andreas, Daniel Bauer, Karl Moritz Hermann, and Kevin Knight. 2012b. Semantics-based machine translation with hyperedge replacement grammars. In *Proceedings of the International Conference on Computational Linguistics (COLING 2012)*, pages 1359–1376.
- Kingma, Diederik and Jimmy Ba. 2014. Adam: A method for stochastic optimization. *arXiv preprint arXiv:1412.6980*.

- Kipf, Thomas N. and Max Welling. 2017. Semi-supervised classification with graph convolutional networks. In *Proceedings of the International Conference on Learning Representations*.
- Klein, Guillaume, Yoon Kim, Yuntian Deng, Jean Senellart, and Alexander M. Rush. 2017. OpenNMT: Open-Source Toolkit for Neural Machine Translation. *arXiv preprint arXiv:1701.02810*.
- Koehn, Philipp. 2004. Statistical significance tests for machine translation evaluation. In *Proceedings of the 2004 Conference on Empirical Methods in Natural Language Processing*, pages 388–395.
- Koehn, Philipp, Franz Josef Och, and Daniel Marcu. 2003. Statistical phrase-based translation. In *Proceedings of the 2003 Meeting of the North American chapter of the Association for Computational Linguistics*, pages 48–54.
- Konstas, Ioannis, Srinivasan Iyer, Mark Yatskar, Yejin Choi, and Luke Zettlemoyer. 2017. Neural AMR: Sequence-to-sequence models for parsing and generation. In *Proceedings of the 55th Annual Meeting of the Association for Computational Linguistics (Volume 1: Long Papers)*, pages 146–157. Vancouver, Canada.
- Krizhevsky, Alex, Ilya Sutskever, and Geoffrey E Hinton. 2012. Imagenet classification with deep convolutional neural networks. In *Advances in neural information processing systems*, pages 1097–1105.
- Lampouras, Gerasimos and Andreas Vlachos. 2017. Sheffield at semeval-2017 task 9: Transition-based language generation from AMR. In *Proceedings of the 11th International Workshop on Semantic Evaluation (SemEval-2017)*, pages 586–591. Vancouver, Canada.
- Lao, Ni, Tom Mitchell, and William W Cohen. 2011. Random walk inference and learning in a large scale knowledge base. In *Proceedings of the 2011 Con-*

- ference on Empirical Methods in Natural Language Processing*, pages 529–539. Association for Computational Linguistics.
- LeCun, Yann, Yoshua Bengio, et al. 1995. Convolutional networks for images, speech, and time series. *The handbook of brain theory and neural networks*, 3361(10):1995.
- Li, Junhui, Deyi Xiong, Zhaopeng Tu, Muhua Zhu, Min Zhang, and Guodong Zhou. 2017. Modeling source syntax for neural machine translation. In *Proceedings of the 55th Annual Meeting of the Association for Computational Linguistics (Volume 1: Long Papers)*, pages 688–697.
- Li, Qi and Heng Ji. 2014. Incremental joint extraction of entity mentions and relations. In *Proceedings of the 52nd Annual Meeting of the Association for Computational Linguistics (Volume 1: Long Papers)*, pages 402–412.
- Li, Xiang, Thien Huu Nguyen, Kai Cao, and Ralph Grishman. 2015. Improving event detection with abstract meaning representation. In *Proceedings of the First Workshop on Computing News Storylines*, pages 11–15. Beijing, China.
- Li, Yujia, Daniel Tarlow, Marc Brockschmidt, and Richard Zemel. 2016. Gated graph sequence neural networks. In *Proceedings of the International Conference on Learning Representations*.
- Liang, Xiaodan, Xiaohui Shen, Jiashi Feng, Liang Lin, and Shuicheng Yan. 2016. Semantic object parsing with graph LSTM. In *Proceedings of European Conference on Computer Vision (ECCV)*.
- Lin, Yankai, Haozhe Ji, Zhiyuan Liu, and Maosong Sun. 2018. Denoising distantly supervised open-domain question answering. In *Proceedings of the 56th Annual Meeting of the Association for Computational Linguistics (Volume 1: Long Papers)*, pages 1736–1745.

- Liu, Ding and Daniel Gildea. 2010. Semantic role features for machine translation. In *Proceedings of the 23rd International Conference on Computational Linguistics (COLING 2010)*, pages 716–724.
- Luong, Thang, Hieu Pham, and Christopher D. Manning. 2015. Effective approaches to attention-based neural machine translation. In *Proceedings of the 2015 Conference on Empirical Methods in Natural Language Processing*, pages 1412–1421.
- Lyu, Chunchuan and Ivan Titov. 2018. AMR parsing as graph prediction with latent alignment. In *Proceedings of the 56th Annual Meeting of the Association for Computational Linguistics (Volume 1: Long Papers)*, pages 397–407.
- Manning, Christopher D., Mihai Surdeanu, John Bauer, Jenny Finkel, Steven J. Bethard, and David McClosky. 2014. The Stanford CoreNLP natural language processing toolkit. In *Proceedings of 52nd Annual Meeting of the Association for Computational Linguistics: System Demonstrations*, pages 55–60.
- Marcheggiani, Diego, Joost Bastings, and Ivan Titov. 2018. Exploiting semantics in neural machine translation with graph convolutional networks. In *Proceedings of the 2018 Meeting of the North American chapter of the Association for Computational Linguistics*, pages 486–492.
- Marcheggiani, Diego and Ivan Titov. 2017. Encoding sentences with graph convolutional networks for semantic role labeling. In *Proceedings of the 2017 Conference on Empirical Methods in Natural Language Processing*, pages 1506–1515.
- McDonald, Ryan, Koby Crammer, and Fernando Pereira. 2005a. Online large-margin training of dependency parsers. In *Proceedings of the 43rd Annual Meeting of the Association for Computational Linguistics*, pages 91–98.
- McDonald, Ryan, Fernando Pereira, Seth Kulick, Scott Winters, Yang Jin, and Pete White. 2005b. Simple algorithms for complex relation extraction with

- applications to biomedical IE. In *Proceedings of the 43rd Annual Meeting of the Association for Computational Linguistics (ACL'05)*, pages 491–498.
- Meng, Fandong, Jun Xie, Linfeng Song, Yajuan Lü, and Qun Liu. 2013. Translation with source constituency and dependency trees. In *Proceedings of the 2013 Conference on Empirical Methods in Natural Language Processing*, pages 1066–1076.
- Mille, Simon, Roberto Carlini, Alicia Burga, and Leo Wanner. 2017. Forge at semeval-2017 task 9: Deep sentence generation based on a sequence of graph transducers. In *Proceedings of the 11th International Workshop on Semantic Evaluation (SemEval-2017)*, pages 920–923. Vancouver, Canada.
- Mitra, Arindam and Chitta Baral. 2015. Addressing a question answering challenge by combining statistical methods with inductive rule learning and reasoning. In *Proceedings of the National Conference on Artificial Intelligence*.
- Miwa, Makoto and Mohit Bansal. 2016. End-to-end relation extraction using LSTMs on sequences and tree structures. In *Proceedings of the 54th Annual Meeting of the Association for Computational Linguistics (Volume 1: Long Papers)*, pages 1105–1116.
- Murphy, Kevin P, Yair Weiss, and Michael I Jordan. 1999. Loopy belief propagation for approximate inference: An empirical study. In *Proceedings of the Fifteenth conference on Uncertainty in artificial intelligence*.
- Nair, Vinod and Geoffrey E Hinton. 2010. Rectified linear units improve restricted boltzmann machines. In *Proceedings of the 27th international conference on machine learning*, pages 807–814.
- Neelakantan, Arvind, Quoc V Le, and Ilya Sutskever. 2016. Neural programmer: Inducing latent programs with gradient descent. In *Proceedings of the International Conference on Learning Representations*.

- Niepert, Mathias, Mohamed Ahmed, and Konstantin Kutzkov. 2016. Learning convolutional neural networks for graphs. In *International conference on machine learning*, pages 2014–2023.
- Palmer, Martha, Daniel Gildea, and Paul Kingsbury. 2005. The proposition bank: An annotated corpus of semantic roles. *Computational linguistics*, 31(1):71–106.
- Papineni, Kishore, Salim Roukos, Todd Ward, and Wei-Jing Zhu. 2002. BLEU: a method for automatic evaluation of machine translation. In *Proceedings of the 40th Annual Meeting of the Association for Computational Linguistics*, pages 311–318.
- Peng, Nanyun, Hoifung Poon, Chris Quirk, Kristina Toutanova, and Wen-tau Yih. 2017. Cross-sentence n-ary relation extraction with graph LSTMs. *Transaction of ACL (TACL)*, 5:101–115.
- Peng, Xiaochang, Linfeng Song, and Daniel Gildea. 2015. A synchronous hyperedge replacement grammar based approach for AMR parsing. In *Proceedings of the Nineteenth Conference on Computational Natural Language Learning*, pages 731–739.
- Peng, Xiaochang, Linfeng Song, Daniel Gildea, and Giorgio Satta. 2018. Sequence-to-sequence models for cache transition systems. In *Proceedings of the 56th Annual Meeting of the Association for Computational Linguistics (Volume 1: Long Papers)*, pages 1842–1852.
- Pennington, Jeffrey, Richard Socher, and Christopher D. Manning. 2014. GloVe: Global vectors for word representation. In *Proceedings of the 2014 Conference on Empirical Methods in Natural Language Processing*, pages 1532–1543.
- Peters, Matthew, Mark Neumann, Mohit Iyyer, Matt Gardner, Christopher Clark, Kenton Lee, and Luke Zettlemoyer. 2018. Deep contextualized word

- representations. In *Proceedings of the 2018 Meeting of the North American chapter of the Association for Computational Linguistics*.
- Plank, Barbara and Alessandro Moschitti. 2013. Embedding semantic similarity in tree kernels for domain adaptation of relation extraction. In *Proceedings of the 51st Annual Meeting of the Association for Computational Linguistics (Volume 1: Long Papers)*, pages 1498–1507.
- Pourdamghani, Nima, Kevin Knight, and Ulf Hermjakob. 2016. Generating English from abstract meaning representations. In *International Conference on Natural Language Generation*, pages 21–25. Edinburgh, UK.
- Pust, Michael, Ulf Hermjakob, Kevin Knight, Daniel Marcu, and Jonathan May. 2015. Parsing english into abstract meaning representation using syntax-based machine translation. In *Proceedings of the 2015 Conference on Empirical Methods in Natural Language Processing*, pages 1143–1154.
- Quirk, Chris and Hoifung Poon. 2017. Distant supervision for relation extraction beyond the sentence boundary. In *Proceedings of the 15th Conference of the European Chapter of the Association for Computational Linguistics: Volume 1, Long Papers*, pages 1171–1182.
- Rajpurkar, Pranav, Jian Zhang, Konstantin Lopyrev, and Percy Liang. 2016. SQuAD: 100,000+ questions for machine comprehension of text. In *Proceedings of the 2016 Conference on Empirical Methods in Natural Language Processing*, pages 2383–2392.
- Scarselli, Franco, Marco Gori, Ah Chung Tsoi, Markus Hagenbuchner, and Gabriele Monfardini. 2009. The graph neural network model. *IEEE Transactions on Neural Networks*, 20(1):61–80.
- See, Abigail, Peter J. Liu, and Christopher D. Manning. 2017. Get to the point: Summarization with pointer-generator networks. In *Proceedings of the 55th*

- Annual Meeting of the Association for Computational Linguistics (Volume 1: Long Papers)*, pages 1073–1083. Vancouver, Canada.
- Sennrich, Rico, Barry Haddow, and Alexandra Birch. 2016. Neural machine translation of rare words with subword units. In *Proceedings of the 54th Annual Meeting of the Association for Computational Linguistics (Volume 1: Long Papers)*, pages 1715–1725.
- Seo, Minjoon, Aniruddha Kembhavi, Ali Farhadi, and Hannaneh Hajishirzi. 2016. Bidirectional attention flow for machine comprehension. *arXiv preprint arXiv:1611.01603*.
- Shen, Yelong, Po-Sen Huang, Jianfeng Gao, and Weizhu Chen. 2017. Reasonet: Learning to stop reading in machine comprehension. In *Proceedings of Knowledge Discovery and Data Mining (SIGKDD)*, pages 1047–1055.
- Snover, Matthew, Bonnie Dorr, Richard Schwartz, Linnea Micciulla, and John Makhoul. 2006. A study of translation edit rate with targeted human annotation. In *Proceedings of Association for Machine Translation in the Americas*, pages 223–231.
- Song, Linfeng and Daniel Gildea. 2019. SemBleu: A robust metric for AMR parsing evaluation. *arXiv preprint arXiv:1905.10726*.
- Song, Linfeng, Daniel Gildea, Yue Zhang, Zhiguo Wang, and Jinsong Su. 2019. Semantic neural machine translation using AMR. *Transactions of the Association for Computational Linguistics*, 7:19–31.
- Song, Linfeng, Xiaochang Peng, Yue Zhang, Zhiguo Wang, and Daniel Gildea. 2017. AMR-to-text generation with synchronous node replacement grammar. In *Proceedings of the 55th Annual Meeting of the Association for Computational Linguistics (Volume 2: Short Papers)*, pages 7–13.

- Song, Linfeng, Zhiguo Wang, Wael Hamza, Yue Zhang, and Daniel Gildea. 2018a. Leveraging context information for natural question generation. In *Proceedings of the 2018 Conference of the North American Chapter of the Association for Computational Linguistics: Human Language Technologies, Volume 2 (Short Papers)*, pages 569–574.
- Song, Linfeng, Zhiguo Wang, Haitao Mi, and Daniel Gildea. 2016a. Sense embedding learning for word sense induction. In *Fifth Joint Conference On Lexical And Computational Semantics (*SEM 2016)*, pages 85–90.
- Song, Linfeng, Zhiguo Wang, Mo Yu, Yue Zhang, Radu Florian, and Daniel Gildea. 2018b. Exploring graph-structured passage representation for multi-hop reading comprehension with graph neural networks. *arXiv preprint arXiv:1809.02040*.
- Song, Linfeng, Yue Zhang, and Daniel Gildea. 2018c. Neural transition-based syntactic linearization. In *Proceedings of the 11th International Conference on Natural Language Generation*, pages 431–440.
- Song, Linfeng, Yue Zhang, Xiaochang Peng, Zhiguo Wang, and Daniel Gildea. 2016b. AMR-to-text generation as a traveling salesman problem. In *Proceedings of the 2016 Conference on Empirical Methods in Natural Language Processing*, pages 2084–2089.
- Song, Linfeng, Yue Zhang, Zhiguo Wang, and Daniel Gildea. 2018d. A graph-to-sequence model for AMR-to-text generation. In *Proceedings of the 56th Annual Meeting of the Association for Computational Linguistics (Volume 1: Long Papers)*, pages 1616–1626.
- Song, Linfeng, Yue Zhang, Zhiguo Wang, and Daniel Gildea. 2018e. N-ary relation extraction using graph-state LSTM. In *Proceedings of the 2018 Conference on Empirical Methods in Natural Language Processing*, pages 2226–2235.

- Stahlberg, Felix, Eva Hasler, Aurelien Waite, and Bill Byrne. 2016. Syntactically guided neural machine translation. In *Proceedings of the 54th Annual Meeting of the Association for Computational Linguistics (Volume 2: Short Papers)*, pages 299–305.
- Su, Jinsong, Zhixing Tan, Deyi Xiong, Rongrong Ji, Xiaodong Shi, and Yang Liu. 2017. Lattice-based recurrent neural network encoders for neural machine translation. In *Proceedings of the National Conference on Artificial Intelligence*, pages 3302–3308.
- Sutskever, Ilya, Oriol Vinyals, and Quoc V Le. 2014. Sequence to sequence learning with neural networks. In *Advances in neural information processing systems*, pages 3104–3112.
- Swampillai, Kumutha and Mark Stevenson. 2011. Extracting relations within and across sentences. In *Proceedings of the International Conference Recent Advances in Natural Language Processing 2011*.
- Tai, Kai Sheng, Richard Socher, and Christopher D. Manning. 2015. Improved semantic representations from tree-structured long short-term memory networks. In *Proceedings of the 53rd Annual Meeting of the Association for Computational Linguistics (Volume 1: Long Papers)*, pages 1556–1566.
- Takase, Sho, Jun Suzuki, Naoaki Okazaki, Tsutomu Hirao, and Masaaki Nagata. 2016. Neural headline generation on abstract meaning representation. In *Proceedings of the 2016 Conference on Empirical Methods in Natural Language Processing*, pages 1054–1059. Austin, Texas.
- Talmor, Alon and Jonathan Berant. 2018. The web as a knowledge-base for answering complex questions. In *Proceedings of the 2018 Meeting of the North American chapter of the Association for Computational Linguistics*.

- Tamchyna, Aleš, Chris Quirk, and Michel Galley. 2015. A discriminative model for semantics-to-string translation. In *Proceedings of the 1st Workshop on Semantics-Driven Statistical Machine Translation (S2MT 2015)*, pages 30–36. Beijing, China.
- Tu, Zhaopeng, Zhengdong Lu, Yang Liu, Xiaohua Liu, and Hang Li. 2016. Modeling coverage for neural machine translation. In *Proceedings of the 54th Annual Meeting of the Association for Computational Linguistics (Volume 1: Long Papers)*, pages 76–85. Berlin, Germany.
- Vaswani, Ashish, Noam Shazeer, Niki Parmar, Jakob Uszkoreit, Llion Jones, Aidan N Gomez, Łukasz Kaiser, and Illia Polosukhin. 2017. Attention is all you need. In I. Guyon, U. V. Luxburg, S. Bengio, H. Wallach, R. Fergus, S. Vishwanathan, and R. Garnett, editors, *Advances in Neural Information Processing Systems*, pages 5998–6008.
- Veličković, Petar, Guillem Cucurull, Arantxa Casanova, Adriana Romero, Pietro Lio, and Yoshua Bengio. 2018. Graph attention networks. In *Proceedings of the International Conference on Learning Representations*.
- Wang, Chuan and Nianwen Xue. 2017. Getting the most out of AMR parsing. In *Proceedings of the 2017 Conference on Empirical Methods in Natural Language Processing*, pages 1257–1268.
- Wang, Shuohang and Jing Jiang. 2017. Machine comprehension using match-lstm and answer pointer. In *Proceedings of the International Conference on Learning Representations*.
- Wang, Shuohang, Mo Yu, Xiaoxiao Guo, Zhiguo Wang, Tim Klinger, Wei Zhang, Shiyu Chang, Gerald Tesauro, Bowen Zhou, and Jing Jiang. 2018a. R3: Reinforced ranker-reader for open-domain question answering. In *Proceedings of the National Conference on Artificial Intelligence*.

- Wang, Shuohang, Mo Yu, Jing Jiang, Wei Zhang, Xiaoxiao Guo, Shiyu Chang, Zhiguo Wang, Tim Klinger, Gerald Tesauro, and Murray Campbell. 2018b. Evidence aggregation for answer re-ranking in open-domain question answering. In *Proceedings of the International Conference on Learning Representations*.
- Wang, Zhen, Jiachen Liu, Xinyan Xiao, Yajuan Lyu, and Tian Wu. 2018c. Joint training of candidate extraction and answer selection for reading comprehension. In *Proceedings of the 56th Annual Meeting of the Association for Computational Linguistics (Volume 1: Long Papers)*, pages 1715–1724.
- Wang, Zhiguo, Wael Hamza, and Radu Florian. 2017. Bilateral multi-perspective matching for natural language sentences. In *Proceedings of the International Joint Conference on Artificial Intelligence*, pages 4144–4150.
- Wang, Zhiguo, Haitao Mi, Wael Hamza, and Radu Florian. 2016. Multi-perspective context matching for machine comprehension. *arXiv preprint arXiv:1612.04211*.
- Weissenborn, Dirk, Georg Wiese, and Laura Seiffe. 2017. Making neural qa as simple as possible but not simpler. In *Proceedings of the Conference on Natural Language Learning*, pages 271–280.
- Welbl, Johannes, Pontus Stenetorp, and Sebastian Riedel. 2018. Constructing datasets for multi-hop reading comprehension across documents. *Transactions of ACL (TACL)*, 6:287–302.
- Weston, Jason, Antoine Bordes, Sumit Chopra, Alexander M Rush, Bart van Merriënboer, Armand Joulin, and Tomas Mikolov. 2015. Towards ai-complete question answering: A set of prerequisite toy tasks. *arXiv preprint arXiv:1502.05698*.

- Wick, Michael, Aron Culotta, and Andrew McCallum. 2006. Learning field compatibilities to extract database records from unstructured text. In *Proceedings of the 2006 Conference on Empirical Methods in Natural Language Processing*, pages 603–611.
- Wong, Yuk Wah and Raymond Mooney. 2006. Learning for semantic parsing with statistical machine translation. In *Proceedings of the 2006 Meeting of the North American chapter of the Association for Computational Linguistics*, pages 439–446.
- Wu, Dekai and Pascale Fung. 2009. Semantic roles for SMT: A hybrid two-pass model. In *Proceedings of the 2009 Meeting of the North American chapter of the Association for Computational Linguistics*, pages 13–16.
- Wu, Shuangzhi, Ming Zhou, and Dongdong Zhang. 2017. Improved neural machine translation with source syntax. In *Proceedings of the International Joint Conference on Artificial Intelligence*, pages 4179–4185.
- Xie, Jun, Haitao Mi, and Qun Liu. 2011. A novel dependency-to-string model for statistical machine translation. In *Proceedings of the 2011 Conference on Empirical Methods in Natural Language Processing*, pages 216–226.
- Xiong, Caiming, Victor Zhong, and Richard Socher. 2016. Dynamic coattention networks for question answering. *arXiv preprint arXiv:1611.01604*.
- Xue, Mengge, Weiming Cai, Jinsong Su, Linfeng Song, Yubin Ge, Yubao Liu, and Bin Wang. 2019. Neural collective entity linking based on recurrent random walk network learning. *arXiv preprint arXiv:1906.09320*.
- Yin, Pengcheng, Zhengdong Lu, Hang Li, and Ben Kao. 2016. Neural enquirer: Learning to query tables with natural language. In *Proceedings of the International Joint Conference on Artificial Intelligence*.

- Yin, Yongjing, Linfeng Song, Jinsong Su, Jiali Zeng, Chulun Zhou, and Jiebo Luo. 2019. Graph-based neural sentence ordering. In *Proceedings of the 2019 International Joint Conference on Artificial Intelligence*.
- Yoshikawa, Katsumasa, Sebastian Riedel, Tsutomu Hirao, Masayuki Asahara, and Yuji Matsumoto. 2011. Coreference based event-argument relation extraction on biomedical text. *Journal of Biomedical Semantics*, 2(5):S6.
- Zelenko, Dmitry, Chinatsu Aone, and Anthony Richardella. 2003. Kernel methods for relation extraction. *Journal of Machine Learning Research*, 3(2):1083–1106.
- Zhang, Meishan, Yue Zhang, and Guohong Fu. 2017. End-to-end neural relation extraction with global optimization. In *Proceedings of the 2017 Conference on Empirical Methods in Natural Language Processing*, pages 1730–1740.
- Zhang, Yue, Qi Liu, and Linfeng Song. 2018. Sentence-state LSTM for text representation. In *Proceedings of the 56th Annual Meeting of the Association for Computational Linguistics (Volume 1: Long Papers)*, pages 317–327.
- Zhang, Yue and Jie Yang. 2018. Chinese NER using lattice LSTM. In *Proceedings of the 56th Annual Meeting of the Association for Computational Linguistics (Volume 1: Long Papers)*, pages 1554–1564.
- Zhao, Shubin and Ralph Grishman. 2005. Extracting relations with integrated information using kernel methods. In *Proceedings of the 43rd Annual Meeting of the Association for Computational Linguistics*, pages 419–426.
- Zhu, Xiaodan, Parinaz Sobhani, and Hongyu Guo. 2016. DAG-structured long short-term memory for semantic compositionality. In *Proceedings of the 2016 Meeting of the North American chapter of the Association for Computational Linguistics*, pages 917–926.