

---

# Learning Effective Loss Functions Efficiently

---

Matthew Streeter  
Google Research  
Mountain View, CA  
mstreeter@google.com

## Abstract

We consider the problem of learning a loss function which, when minimized over a training dataset, yields a model that approximately minimizes a validation error metric. Though learning an optimal loss function is NP-hard, we present an anytime algorithm that is asymptotically optimal in the worst case, and is provably efficient in an idealized “easy” case. Experimentally, we show that this algorithm can be used to tune loss function hyperparameters orders of magnitude faster than state-of-the-art alternatives. We also show that our algorithm can be used to learn novel and effective loss functions on-the-fly during training.

## 1 Introduction

Most machine learning models are obtained by minimizing a loss function, but optimizing the training loss is rarely (if ever) the ultimate goal. Instead, the model is judged based on its performance on test data not seen during training, using a performance metric that may be only loosely related to the training loss (e.g., top-1 error vs. log loss). The ultimate value of a model therefore depends critically on the loss function one chooses to minimize.

Despite the importance of choosing a good loss function, it is unclear that the loss functions typically used in machine learning are anywhere close to optimal. For ImageNet classification, for example, state-of-the-art models minimize log loss over the training data, but the models are evaluated in terms of top-1 or top-5 accuracy. Could some other loss function lead to better results for these metrics?

In this work we seek to learn a loss function that, when (approximately) minimized over the training data, produces a model that performs well on test data according to some error metric. The error metric need not be differentiable, and may be only loosely related to the loss function.

Building on recent work on learning regularizers [19], we present a convex-programming-based algorithm that takes as input observed data from training a small number of models, and produces as output a loss function. This algorithm can be used to tune loss function hyperparameters, or to adjust the loss function on-the-fly during training. The algorithm comes with appealing theoretical guarantees, and performs very well in our experiments.

Importantly, in contrast to previous work [19], our algorithm can make use of gradient information in the case where the error metric is differentiable (or can be approximated by a differentiable proxy function). As we will show, using gradient information can dramatically accelerate the search for a good loss function, and allows us to efficiently discover loss functions with hundreds of hyperparameters on-the-fly during training.

### 1.1 Problem Statement

We consider a general learning problem where the goal is to produce a model from some set  $\Theta \subseteq \mathbb{R}^n$  of models, so as to minimize a *test error*  $e : \Theta \rightarrow \mathbb{R}_{\geq 0}$ . Our model is obtained by minimizing a training loss  $\ell : \Theta \rightarrow \mathbb{R}_{\geq 0}$ , which belongs to a set  $\mathcal{L}$  of possible loss functions. We would like to find

the  $\ell \in \mathcal{L}$  that, when minimized, produces the lowest test error. That is, we wish to solve the bilevel minimization problem:

$$\min_{\ell \in \mathcal{L}} \left\{ e(\hat{\theta}(\ell)) \right\} \text{ where } \hat{\theta}(\ell) \equiv \operatorname{argmin}_{\theta \in \Theta} \{ \ell(\theta) \} . \quad (1)$$

We assume that for any loss function  $\ell \in \mathcal{L}$ , we can (approximately) minimize  $\ell$  to obtain  $\hat{\theta}(\ell)$ , and that for any model  $\theta \in \Theta$ , we can compute a *validation error*  $\tilde{e}(\theta)$ , which is an estimate of test error. In some cases, we may also be able to compute the gradient of validation error,  $\nabla \tilde{e}(\theta)$ .

We will consider the case in which  $\mathcal{L}$  is the set of linear functions of some user-provided, problem-specific feature vector  $\phi : \Theta \rightarrow \mathbb{R}^k$ . Specifically, for a given feasible set  $\mathcal{F} \subseteq \mathbb{R}^k$ , we assume

$$\mathcal{L} = \{ \ell_\lambda \mid \lambda \in \mathcal{F} \}, \text{ where } \ell_\lambda(\theta) \equiv \lambda \cdot \phi(\theta) .$$

Our goal is therefore to find the  $\lambda \in \mathcal{F}$  that minimizes (1).

## 1.2 Applications

The problem of learning an optimal linear loss function has many applications. Perhaps the most obvious application is tuning loss function hyperparameters. As an example, suppose we wish to do softmax regression with L1 and L2 regularization. Our loss function is of the form:

$$\ell(\theta) = \lambda_1 \|\theta\|_1 + \lambda_2 \|\theta\|_2^2 + \operatorname{logloss}(\theta) . \quad (2)$$

This loss function is linear with respect to the feature vector  $\phi(\theta) = \langle \|\theta\|_1, \|\theta\|_2^2, \operatorname{logloss}(\theta) \rangle$ . Thus, finding an optimal loss function of the form  $\lambda \cdot \phi(\theta)$ , optimizing over the feasible set  $\mathcal{F} = \{ \lambda \in \mathbb{R}_{\geq 0}^3 \mid \lambda_3 = 1 \}$ , will give us the optimal values of the hyperparameters  $\lambda_1$  and  $\lambda_2$ .

As a second example, suppose we wish to train an ImageNet classifier using data augmentation. Given a set of  $k$  possible image transformations (e.g., flipping horizontally, converting to grayscale), we apply a transformation drawn randomly from some distribution whenever we train on an image. The expected loss is of the form:

$$\ell(\theta) = \sum_{j=1}^k p_j \ell_j(\theta) \quad (3)$$

where  $\ell_j$  is the log loss on a version of the ImageNet training set to which transformation  $j$  has been applied. Finding an optimal probability distribution is equivalent to finding an optimal loss of the form  $\lambda \cdot \langle \ell_1, \ell_2, \dots, \ell_k \rangle$  (which we can scale by a  $\frac{1}{\|\lambda\|_1}$  factor to convert to the desired form).

As a final example, suppose we again wish to do softmax regression, but rather than assuming a regularizer of a specific form (e.g., L1 or L2) we wish to use a *learned* convex function  $r$ :

$$\ell(\theta) = \operatorname{logloss}(\theta) + \sum_{i=1}^n r(\theta_i) . \quad (4)$$

To find an approximately optimal loss function of this form, we may require  $r \in \operatorname{convex\_pwl}(X)$ , where  $\operatorname{convex\_pwl}(X)$  is the set of convex, piecewise-linear functions that change slope at a predefined, finite set  $X \subset \mathbb{R}$  of points. It can be shown that this is equivalent to the set of non-negative linear combinations of the functions  $\{ f_{\sigma,a} \mid \sigma \in \{-1, 1\}, a \in X \}$ , where  $f_{\sigma,a}(x) \equiv \max\{0, \sigma(x - a)\}$ . Using this fact, we can write  $\ell$  as a linear function of a feature vector of length  $1 + 2|X|$ , whose first component is  $\operatorname{logloss}(\theta)$ , and whose remaining components are of the form  $\sum_{i=1}^n f_{\sigma,a}(\theta_i)$ . By learning a linear loss function of this form, we can discover novel, problem-specific regularizers.

## 1.3 Summary of Results

We first consider the computational complexity of computing an optimal linear loss function. We find that:

- Computing an optimal linear loss function is NP-hard, even under strong assumptions about the set of models  $\Theta$ , the validation error  $\tilde{e}$ , and the feature vector  $\phi$ .
- However, if  $\Theta$  is finite, an optimal loss function can be computed in time polynomial in  $|\Theta|$ .

These findings suggest that we might select a finite set  $\Theta_0 \subset \Theta$  of models, then compute (in time polynomial in  $|\Theta_0|$ ) a loss function that is optimal when minimized over  $\Theta_0$  (rather than over all of

$\Theta$ ). One might hope that if  $\Theta_0$  is sufficiently “representative”, such a loss function would also give good results when minimized over all of  $\Theta$ .

How big does  $\Theta_0$  have to be in practice? We address this question both theoretically and experimentally. Theoretically, we show that in the special case where  $\tilde{e}(\theta) = \lambda^* \cdot \phi(\theta)$ , we can recover  $\lambda^*$  after computing  $\tilde{e}(\theta)$  and  $\nabla \tilde{e}(\theta)$  for a *single* model  $\theta$ . Experimentally, we show:

- When used to tune loss function hyperparameters based on results of full training runs, our algorithm can outperform state-of-the-art alternatives by multiple orders of magnitude.
- By tuning the loss function online, we can achieve test error competitive with the results of extensive hyperparameter tuning during the course of a single training run.

## 2 What Makes a Good Loss Function?

A good loss function is one that we can (approximately) minimize, and one whose argmin has low test error. To ensure that the loss functions we consider can be approximately minimized, we confine our attention to linear functions of a user-provided feature vector (which can be minimized efficiently if, for example, each component of the feature vector is a convex function of  $\theta$ ). How can we guarantee that the argmin of training loss has low test error?

Assume we have already trained a small set  $\Theta_0$  of models, and estimated the test error of each of them using a validation set. Given this data, we would like to produce a new loss function that, when minimized, yields a model with better validation error than any model we have already trained.

Ideally, we would find a loss function  $\ell$  such that  $\ell(\theta) = e(\theta) \forall \theta \in \Theta$ , where  $e(\theta)$  is the test error. Minimizing  $\ell$  would then give the best possible test error. With this in mind, we might attempt to find an  $\ell$  that estimates validation error as accurately as possible, for example in terms of mean squared error over all  $\theta \in \Theta_0$ . Unfortunately, the argmin of such a loss function may be far from optimal. Figure 1 illustrates this point for a one-dimensional model  $\theta$ , where test error is a piecewise-linear function of  $\theta$ , but training loss is constrained to be a quadratic function of  $\theta$ .

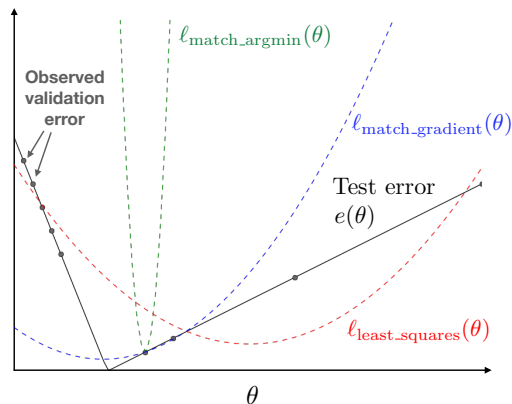


Figure 1: Comparison of three quadratic loss functions, on a one-dimensional minimization problem.

To address this, we might seek a loss function that has the same argmin as validation error when minimized over  $\Theta_0$  (rather than over all  $\Theta$ ). Letting  $\theta_0^*$  be the model in  $\Theta_0$  with least validation error, we can easily construct such a function by setting  $\ell(\theta) = \|\theta - \theta_0^*\|_2^2$ . However, this loss function is clearly not useful, because minimizing it gives us back a model we have already seen.

Finally, we might seek a loss function that, in addition to having the argmin-matching property, approximates validation error well for models close to  $\theta_0^*$ . In the case where  $\tilde{e}$  is differentiable, this can be achieved by seeking a loss function  $\ell$  with  $\nabla \ell(\theta_0^*) \approx \nabla \tilde{e}(\theta_0^*)$ , subject to the constraint  $\text{argmin}_{\theta \in \Theta_0} \{\ell(\theta)\} = \theta_0^*$ . Minimizing such a loss function often leads to a model with better validation (and test) error, as illustrated in Figure 1.

### 3 Learning Linear Loss Functions

We now present an algorithm for approximately solving the optimization problem defined in §1.1. Recall that, given a set  $\Theta \subseteq \mathbb{R}^n$  of models, a user-provided feature vector  $\phi : \Theta \rightarrow \mathbb{R}^k$ , loss functions of the form  $\ell_\lambda(\theta) = \lambda \cdot \phi(\theta)$ , and a feasible set  $\mathcal{F} \subseteq \mathbb{R}^k$  of  $\lambda$  values, our goal is to solve the bilevel minimization problem:

$$\min_{\lambda \in \mathcal{F}} \left\{ e(\hat{\theta}(\ell_\lambda)) \right\}, \text{ where } \hat{\theta}(\ell_\lambda) = \operatorname{argmin}_{\theta \in \Theta} \{ \lambda \cdot \phi(\theta) \}. \quad (5)$$

Recall that  $e(\theta)$  is the test error of  $\theta$ , which we may estimate by computing the validation error,  $\tilde{e}(\theta)$ . As discussed in §1.2, a solution to this problem has numerous practical applications, including tuning regularization hyperparameters and learning data augmentation policies.

Ideally we would develop an algorithm that always recovers an optimal  $\lambda$  after evaluating validation loss a small (i.e., polynomial in  $n$  and  $k$ ) number of times. Unfortunately, doing so is NP-hard, even in the special case when  $\Theta$  is a convex set,  $\phi$  and  $e$  are convex functions, and  $\tilde{e} = e$ .

**Theorem 1.** *Minimizing (5) is NP-hard, even in the special case when  $\Theta = [0, 1]^n$ ,  $\mathcal{F} = \mathbb{R}^k$ ,  $\phi(\theta) = \theta$ ,  $\tilde{e}(\theta)$  is a convex function, and  $\tilde{e}(\theta) = e(\theta) \forall \theta \in \Theta$ .*

*Proof (Sketch).* If  $\phi(\theta) = \theta$ , then  $\hat{\theta}(\ell_\lambda) = \operatorname{argmin}_{\lambda \in \mathbb{R}^k} \{ \lambda \cdot \theta \}$ . Assuming ties are broken appropriately in cases where the argmin is not unique, we have  $\hat{\theta}(\ell_\lambda) \in \{0, 1\}^n$ . Furthermore,  $\{ \hat{\theta}(\ell_\lambda) \mid \lambda \in \mathbb{R}^k \} = \{0, 1\}^n$ . Minimizing (5) is therefore equivalent to computing  $\min_{x \in \{0, 1\}^n} \{ \tilde{e}(x) \}$ , for an arbitrary convex function  $\tilde{e}$ . This optimization problem can be shown to be NP-hard, using a reduction from 0/1 INTEGER PROGRAMMING.  $\square$

A formal proof of Theorem 1 is given in Appendix A.

Though minimizing (5) is NP-hard in general, in the special case where  $\Theta$  is finite, it can be solved efficiently using a variant of the LearnLinReg algorithm [19].

**Theorem 2.** *If  $\Theta$  is finite,  $\mathcal{F}$  is a hypercube, and  $e = \tilde{e}$ , then (5) can be minimized in expected time  $O(md^{2.37} \log d)$ , where  $m = |\Theta|$  and  $d = \max \{m, |\phi(\theta)|\}$ , assuming  $\hat{\theta}(\ell_\lambda)$  is unique  $\forall \lambda \in \mathcal{F}$ .*

*Proof.* Let the elements of  $\Theta$  be indexed in ascending order of validation error, so  $\tilde{e}(\theta_1) \leq \tilde{e}(\theta_2) \leq \dots \leq \tilde{e}(\theta_m)$ . If there exists a vector  $\lambda \in \mathcal{F}$  such that  $\hat{\theta}(\ell_\lambda) = \theta_1$ , then this  $\lambda$  minimizes (5). The constraint  $\hat{\theta}(\ell_\lambda) = \theta_1$  is equivalent to the system of linear inequality constraints:  $\lambda \cdot \phi(\theta_1) \leq \lambda \cdot \phi(\theta_i)$  for  $1 \leq i \leq m$ . Whether these constraints are satisfiable for some  $\lambda \in \mathcal{F}$  can be determined using linear programming, and the LP can be solved to machine precision in time  $O(d^{2.37} \log d)$  [2].

If the LP is feasible, any feasible point is an optimal solution to (5). If not, we can solve a similar LP to check whether there exists a  $\lambda \in \mathcal{F}$  that satisfies  $\hat{\theta}(\ell_\lambda) = \theta_2$ , and so on, stopping as soon as we find an LP that is feasible. Because  $\hat{\theta}(\ell_\lambda) \in \Theta$  for all  $\lambda$ , at least one of the LPs must be feasible.  $\square$

Building on Theorem 2, we now present the LearnLoss algorithm for learning a linear loss function, given as input a small set  $\Theta_0$  of models whose validation error is known. The idea of the algorithm is to use the “guess the argmin” trick used in the proof of Theorem 2, to find a  $\lambda$  that would be optimal if the loss was minimized over  $\Theta_0$  rather than  $\Theta$  (i.e., if we replace  $\Theta$  by  $\Theta_0$  in (5)). However, in the common case where many such  $\lambda$  exist, LearnLoss returns the one that minimizes a carefully-chosen cost function that encourages  $\ell_\lambda$  to accurately predict validation error. For some  $\epsilon \geq 0$ , we minimize

$$\operatorname{cost}(\lambda, \alpha) \equiv \sum_{\theta \in \Theta_0} (\ell_\lambda(\theta) - \alpha \tilde{e}(\theta))^2 + \overbrace{\epsilon \|\nabla \ell_\lambda(\theta) - \alpha \nabla \tilde{e}(\theta)\|_2^2}^{\text{optional, if } \tilde{e} \text{ is differentiable}} \quad (6)$$

where  $\alpha > 0$  is a learned multiplier used to convert validation error to an appropriate scale.

LearnLoss has two desirable theoretical guarantees. First, by an argument similar to the one used to prove Theorem 2, it runs in polynomial time and returns a loss function that would be optimal if the loss was minimized over  $\Theta_0$  rather than over  $\Theta$ , as summarized in Theorem 3. Second, it is provably efficient in certain special cases, as shown in Theorem 4.

---

**Algorithm LearnLoss**


---

**Input:** Set of (validation error, feature vector) pairs  $\{(\tilde{e}_i, \phi_i) \mid 1 \leq i \leq m\}$ , feasible hypercube  $\mathcal{F} \subseteq \mathbb{R}^k$ , scalar  $\epsilon \geq 0$ .

**Optional input:** gradient vectors  $g_i \in \mathbb{R}^n$ , and Jacobian matrices  $J_i \in \mathbb{R}^{n \times k}$ , for  $1 \leq i \leq m$ . Here  $g_i = \nabla \tilde{e}(\theta_i)$ , and column  $j$  of  $J_i$  is  $\nabla \phi_j(\theta_i)$ , where  $\theta_i$  is the model for pair  $(\tilde{e}_i, \phi_i)$ .

---

Sort  $(\tilde{e}_i, \phi_i)$  pairs in ascending order of validation error, and reindex so  $\tilde{e}_1 \leq \tilde{e}_2 \leq \dots \leq \tilde{e}_m$ .

**for**  $i^*$  from 1 to  $m$  **do**

Solve the following convex quadratic program:

$$\begin{aligned} & \text{minimize}_{\lambda \in \mathcal{F}, \alpha \in \mathbb{R}_+} \quad \sum_{i=1}^m (\ell_i - \alpha \tilde{e}_i)^2 + \overbrace{\epsilon \sum_{i=1}^m \|J_i \lambda^T - \alpha g_i\|_2^2}^{\text{if gradients were provided as input}} \\ & \text{subject to} \quad \ell_i = \lambda \cdot \phi_i \quad \forall i \\ & \quad \quad \quad \ell_{i^*} \leq \ell_i \quad \forall i \end{aligned}$$

If the QP is feasible, return  $\lambda$ .

---

**Theorem 3.** Let  $\Theta_0 \subseteq \Theta$  be a finite set of models. Given as input the set of pairs  $\{(\tilde{e}(\theta), \phi(\theta)) \mid \theta \in \Theta_0\}$ , *LearnLoss* returns a vector  $\hat{\lambda} \in \operatorname{argmin}_{\lambda \in \mathcal{F}} \{\tilde{e}(\hat{\theta}_0(\lambda))\}$ , where  $\hat{\theta}_0(\lambda) = \operatorname{argmin}_{\theta \in \Theta_0} \{\lambda \cdot \phi(\theta)\}$ . It runs in time  $O(mk^4)$ , where  $m = |\Theta_0|$  and  $k = |\phi(\theta)|$ .

If  $\Theta$  is finite, Theorem 3 shows that *LearnLoss* is asymptotically optimal as  $\Theta_0 \rightarrow \Theta$ . Under what circumstances is *LearnLoss* efficient? To build intuition, we consider the idealized case where there exists a linear loss function that *perfectly* estimates validation error (and is therefore optimal if  $\tilde{e} = e$ ). In this case, *LearnLoss* can recover this loss function very efficiently, as shown in Theorem 4.

**Theorem 4.** Suppose that for some  $\lambda^* \in \mathcal{F}$  and  $\alpha^* > 0$ , we have  $\lambda^* \cdot \phi(\theta) = \alpha^* \tilde{e}(\theta) \forall \theta \in \Theta$ . Let  $\tilde{e}_i \in \mathbb{R}$ ,  $\phi_i \in \mathbb{R}^k$ ,  $g_i \in \mathbb{R}^n$ , and  $J_i \in \mathbb{R}^{n \times k}$  be defined as in the code for *LearnLoss*. Then, *LearnLoss* returns  $\lambda^*$  if at least  $k+1$  vectors in the set  $(S_{\text{loss}} \cup S_{\text{grads}}) \subset \mathbb{R}^{k+1}$  are linearly independent, where:

1.  $S_{\text{loss}} \equiv \{\phi_i \frown \langle \tilde{e}_i \rangle \mid i \in [m]\}$ , where  $\frown$  denotes concatenation, and
2.  $S_{\text{grads}} \equiv \{(J_i \frown g_i)_j \mid i \in [m], j \in [n]\}$  if gradients are provided, otherwise  $S_{\text{grads}} \equiv \emptyset$ .

*Proof.* Because  $\ell_{\lambda^*}(\theta) = \alpha^* \tilde{e}(\theta) \forall \theta \in \Theta$ , we have  $\text{cost}(\lambda^*, \alpha^*) = 0$ . Furthermore, because  $\ell_{\lambda^*}$  has the same argmin as  $\tilde{e}$ ,  $\lambda^*$  is an optimal solution to the first quadratic program considered by *LearnLoss* (i.e., the quadratic program solved when  $i^* = 0$ ). Thus, *LearnLoss* will return the optimal vector  $\lambda^*$ , provided the solution to the first quadratic program is unique.

In order to satisfy  $\text{cost}(\lambda, \alpha) = 0$ ,  $\lambda$  and  $\alpha$  must satisfy  $m$  linear equations of the form  $\lambda \cdot \phi_i - \alpha \tilde{e}_i = 0$ . If gradient information is provided,  $\lambda$  and  $\alpha$  must, additionally, satisfy  $mn$  equations of the form  $(J_i \lambda^T - \alpha g_i)_j = 0$ . This is a system of linear equations with  $k+1$  variables, and by assumption at least  $k+1$  of the equations are linearly independent, which guarantees a unique solution.  $\square$

In particular, Theorem 4 shows that if a perfect loss function exists, *LearnLoss* can recover it given  $\tilde{e}(\theta)$ ,  $\phi(\theta)$ , and  $\nabla \tilde{e}(\theta)$  for just *one* model. This is clearly a strong assumption that is unlikely to be literally satisfied in practice. Nevertheless, our experiments will show that on certain real-world problems, *LearnLoss* achieves efficiency similar to what Theorem 4 suggests.

### 3.1 Tuning Loss Functions

The *LearnLoss* algorithm suggests a natural iterative procedure for tuning loss functions. Let  $\Theta_0$  be an initial set of trained models (obtained, for example, as intermediate checkpoints when minimizing an initial “default” loss function). After computing the validation error of each  $\theta \in \Theta_0$ , we run *LearnLoss* to obtain a loss function  $\ell_1$ . We then minimize  $\ell_1$  to obtain a model,  $\theta_1$ . Computing the validation error of  $\theta_1$  then provides an additional data point we can use to re-run *LearnLoss*, obtaining a refined loss function  $\ell_2$ , and so on. Pseudocode is given below.

---

**Algorithm TuneLoss**

---

**Input:** validation error  $\tilde{\epsilon}$ , initial set of models  $\Theta_0 \subseteq \Theta$ , feature vector function  $\phi : \Theta \rightarrow \mathbb{R}^k$ , initial warm-start model  $\hat{\theta}_0 \in \Theta_0$ , feasible hypercube  $\mathcal{F}$ , scalar  $\epsilon \geq 0$ .  
Set  $D_0 \leftarrow \{(\tilde{\epsilon}(\theta), \phi(\theta)) \mid \theta \in \Theta_0\}$ .  
**for**  $i = 1, 2, \dots$  **do**  
  Set  $\lambda_i \leftarrow \text{LearnLoss}(D_{i-1}, \mathcal{F}, \epsilon)$ .  
  Set  $\hat{\theta}_i \leftarrow \text{train\_with\_warm\_start}(\ell_i, \hat{\theta}_{i-1})$ , where  $\ell_i(\theta) \equiv \lambda_i \cdot \phi(\theta)$ .  
  Set  $D_i \leftarrow D_{i-1} \cup \{(\tilde{\epsilon}(\hat{\theta}_i), \phi(\hat{\theta}_i))\}$ .

---

TuneLoss makes use of a subroutine, `train_with_warm_start`. If this subroutine runs an online algorithm such as AdaGrad [5] for a small number of mini-batches, then TuneLoss will adjust the loss function online during training. If the subroutine instead performs a full training run (possibly ignoring the second argument), TuneLoss becomes a sequential hyperparameter tuning algorithm. TuneLoss can also be modified to provide the optional gradient information in the calls to `LearnLoss`.

## 4 Experiments

We now apply TuneLoss to two problems discussed in §1.2: tuning loss function hyperparameters, and learning novel convex regularizers on-the-fly during training.

### 4.1 Methods

We consider image classification problems using four public datasets: *caltech101* [7], *colorectal\_histology* [11], *oxford\_iiit\_pet* [15], and *tf\_flowers* [20]. For each dataset, we train classifiers using transfer learning. Starting with an Inception-v3 model trained on ImageNet [17], we adapt the model to classify images from the target dataset by retraining the last layer of the network, as in [4]. This approach yields strong, though not state-of-the-art, performance on each problem. Each dataset is split into training, validation, and test sets as described in Appendix B.

We implemented `LearnLoss` in python, using CVXPY [3] as the quadratic program solver, and using AdaGrad [5] for model training.

### 4.2 Tuning Loss Function Hyperparameters

We first consider using TuneLoss to tune the hyperparameters of a hand-designed loss function. Specifically, we use a loss function with four regularization hyperparameters, of the form:

$$\ell(\theta) = \text{logloss}(\theta) + \lambda_1 \|\theta\|_1 + \lambda_2 \|\theta\|_2^2 + \lambda_3 \ell_{\text{uniform}}(\theta) + \lambda_4 \ell_{\text{dropout}}(\theta)$$

where  $\ell_{\text{uniform}}$  is the loss on a uniformly-labeled version of the training dataset and  $\ell_{\text{dropout}}$  is the loss using dropout with keep probability 0.5. Training with this loss using SGD is equivalent to applying dropout to a given example with probability  $\frac{\lambda_4}{1+\lambda_4}$ , and rescaling appropriately.

We compare TuneLoss to random search, Bayesian optimization using GP-EI-MCMC [18], and the recent TuneReg algorithm [19]. All algorithms optimize performance on a validation set, and are evaluated using a separate held-out test set. While all four algorithms can optimize top-1 validation error directly, for TuneLoss we instead optimize validation log loss, which allows us to take advantage of gradient information. All algorithms optimize over the same feasible set, defined in Appendix B.

Figure 2 shows the test error and test loss of each algorithm as a function of the number of training runs performed, for the *colorectal\_histology* dataset. As is standard, we show the best test loss (resp. error) for the model with best-so-far validation loss (resp. error). Each curve is the average of 100 independent runs. Observe that TuneLoss offers **order-of-magnitude** improvements in the number of training runs that must be performed to reach a given test error. In particular, *TuneLoss achieves better test error after 2 training runs than random search or GP-EI-MCMC achieve after 500 runs*. We see similar improvements on all four datasets.

Table 1 shows the test error achieved by each algorithm after 10 training runs, averaged over 100 runs of each algorithm. TuneLoss reaches the lowest test error on all four datasets (italicized).

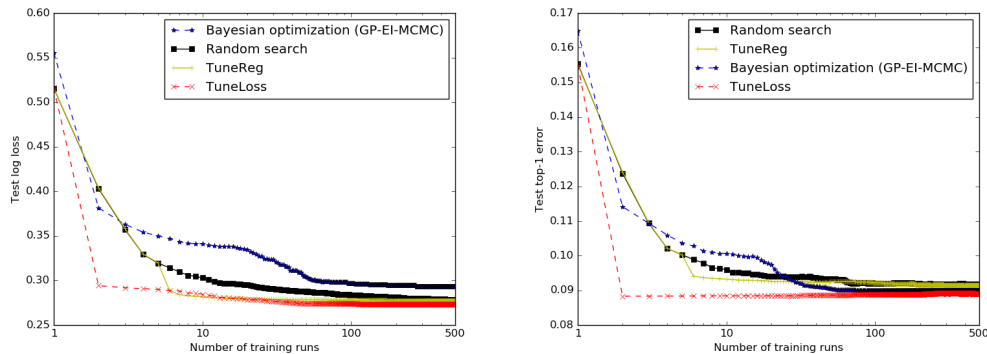


Figure 2: Comparison of algorithms for tuning regularization hyperparameters. Each curve is the average of 100 independent runs. TuneLoss offers order of magnitude improvements in the number of training runs required to reach a given test loss or test error.

Table 1: Test error for various hyperparameter tuning algorithms, after 10 training runs.

DATASET	TUNELOSS (THIS PAPER)	RANDOM SEARCH	GP-EI-MCMC [18]	TUNEREG [19]
CALTECH 101	12.90%	16.01%	18.00%	14.18%
COLORECTAL HISTOLOGY	8.84%	9.60%	10.07%	9.32%
OXFORD IIIT PET	7.72%	8.66%	9.11%	8.38%
TF-FLOWERS	9.57%	10.63%	11.40%	10.03%

### 4.3 Learning Novel Regularizers Online

Regularization is the subject of a vast literature. In statistics, a long line of research has focused on the functional form of the regularizer [8, 9, 10, 21, 24]. In machine learning, online algorithms such as AdaGrad [5] implicitly use an adaptive proximal quadratic regularizer [14], but the regret-based analysis of such methods holds only for a single pass over the training data.

TuneLoss has the potential to extend this work in two ways: (i) it can *learn* the functional form of the regularizer, and (ii) it can adapt the learned regularizer during training to prevent overfitting, even after passing over the training data many times.

To learn the functional form of the regularizer, we use TuneLoss to learn a loss of the form:

$$\ell(\theta) = \text{logloss}(\theta) + \sum_{i=1}^n r(\theta_i), \text{ where } r \in \text{convex\_pwl}(X)$$

where  $\text{convex\_pwl}(X)$  is the set of piecewise-linear convex functions of a single variable, whose slope only changes at a predefined set  $X$  of points. As discussed in 1.2,  $\ell(\theta)$  can be expressed as a linear loss function using a feature vector  $\phi(\theta)$  of length  $1 + 2|X|$ . We learn the loss function online by having the `train_with_warm_start` subroutine warm start from the latest checkpoint, and then perform one epoch of AdaGrad, as discussed in §3.1. See Appendix B for additional details.

Figure 3 shows results for the *colorectal\_histology* dataset. Plot (a) shows how training, test, and validation log loss change as a function of the number of epochs, compared to a run that does not use regularization. Plot (b) shows the regularizers that were learned after 10, 100, and 1000 epochs. Observe that:

- While AdaGrad starts overfitting after ~35 epochs, AdaGrad + TuneLoss continues to improve log loss (both validation and test) even after training for 1000 epochs.
- The learned regularizer changes over time, with stronger regularization used later in training.
- During the course of a single training run, AdaGrad + TuneLoss reach test loss (and test error) better than that of the best linear combination of four regularizers (L1, L2, label smoothing, and dropout) shown in Figure 2.

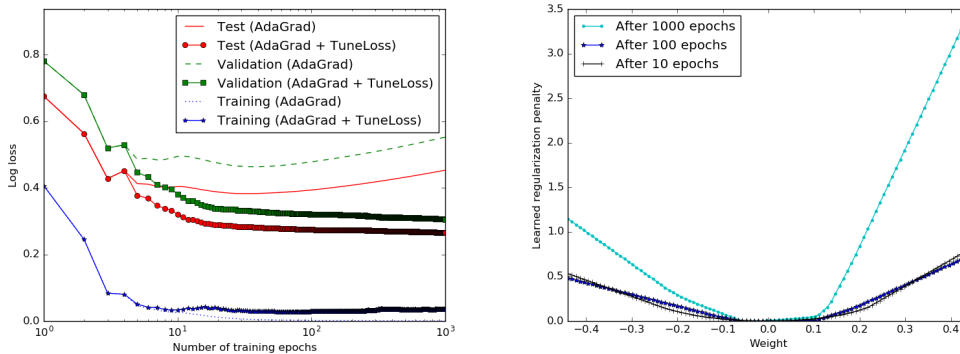


Figure 3: Evolution of training, validation, and test log loss when learning a regularizer online using TuneLoss (a), and the resulting learned regularizers (b). TuneLoss prevents overfitting, and outperforms the result of extensive regularization hyperparameter tuning (see Figure 2).

We obtain similar improvements on the other three datasets. In all cases, validation and test log loss decrease monotonically when using TuneLoss.

These large improvements in log loss also lead to small but not statistically significant improvements in top-1 error. Nevertheless, in applications where one is interested in the actual values of the predicted probabilities (as is likely the case for *colorectal\_histology*), improvements in log loss have significant practical benefit.

## 5 Related Work

Our work extends recent work by Streeter [19] on learning optimal linear regularizers. In particular, our LearnLoss algorithm simplifies and generalizes the LearnLinReg algorithm of [19]. Critically, LearnLoss can make use of gradient information in order to learn an effective loss function more efficiently, allowing us to take on problems with a much larger number of hyperparameters (see §4.3).

Our work shares the same goals as recent work on “learning to teach” [6, 23], which uses a neural network to learn a loss function during training. Though this work showed improvements in top-1 error, it is not clear how its efficiency compares to that of existing hyperparameter tuning methods.

As a hyperparameter tuning method that makes use of gradients, LearnLoss may at first appear similar to gradient-descent-based methods [1, 6, 16, 22]. These methods differentiate validation loss with respect to the *hyperparameters*, which generally requires unrolling the entire optimization process [6] or approximating the gradients [16]. In contrast, LearnLoss differentiates validation loss with respect to the *model parameters*, and learns hyperparameters that make these gradients match the gradients of the learned loss function, a fundamentally different approach.

Finally, a number of specialized algorithms have been developed for tuning regularization hyperparameters. Given a known data distribution, Liang et al. [12] provides a technique for deriving a quadratic approximation to the expected test loss, which can then be used to estimate optimal regularization hyperparameters. More recently, MacKay et al. [13] uses hypernetworks to approximate the optimal model weights as a function of the regularization hyperparameters. Though promising, none of these techniques have been shown to provide improvements comparable to the ones shown in §4.2.

## 6 Conclusions

Learning linear loss functions is a fundamental problem with many interesting applications. Though the problem is NP-hard, the LearnLoss algorithm is provably efficient in an idealized easy case, and appears to work well in practice. In particular, this algorithm can be used to (i) solve certain hyperparameter tuning problems very efficiently, and (ii) prevent overfitting by learning an effective regularizer on-the-fly during training.



## References

- [1] Yoshua Bengio. Gradient-based optimization of hyperparameters. *Neural computation*, 12(8): 1889–1900, 2000.
- [2] Michael B Cohen, Yin Tat Lee, and Zhao Song. Solving linear programs in the current matrix multiplication time. In *Proceedings of the 51st Annual ACM Symposium on the Theory of Computing (STOC)*, 2019.
- [3] Steven Diamond and Stephen Boyd. CVXPY: A python-embedded modeling language for convex optimization. *The Journal of Machine Learning Research*, 17(1):2909–2913, 2016.
- [4] Jeff Donahue, Yangqing Jia, Oriol Vinyals, Judy Hoffman, Ning Zhang, Eric Tzeng, and Trevor Darrell. DeCAF: A deep convolutional activation feature for generic visual recognition. In *Proceedings of the 31st International Conference on Machine Learning*, pages 647–655, 2014.
- [5] John Duchi, Elad Hazan, and Yoram Singer. Adaptive subgradient methods for online learning and stochastic optimization. *Journal of Machine Learning Research*, 12(Jul):2121–2159, 2011.
- [6] Yang Fan, Fei Tian, Tao Qin, Xiang-Yang Li, and Tie-Yan Liu. Learning to teach. In *International Conference on Learning Representations*, 2018. URL <https://openreview.net/pdf?id=HJewuJWCZ>.
- [7] Li Fei-Fei, Rob Fergus, and Pietro Perona. Learning generative visual models from few training examples: An incremental Bayesian approach tested on 101 object categories. *Computer Vision and Pattern Recognition Workshop*, 2004.
- [8] Ildiko E Frank and Jerome H Friedman. A statistical view of some chemometrics regression tools. *Technometrics*, 35(2):109–135, 1993.
- [9] Wenjiang J Fu. Penalized regressions: the bridge versus the lasso. *Journal of computational and graphical statistics*, 7(3):397–416, 1998.
- [10] Arthur E Hoerl and Robert W Kennard. Ridge regression: Biased estimation for nonorthogonal problems. *Technometrics*, 12(1):55–67, 1970.
- [11] Jakob Nikolas Kather, Cleo-Aron Weis, Francesco Bianconi, Susanne M Melchers, Lothar R Schad, Timo Gaiser, Alexander Marx, and Frank Gerrit Zöllner. Multi-class texture analysis in colorectal cancer histology. *Scientific reports*, 6:27988, 2016.
- [12] Percy S Liang, Guillaume Bouchard, Francis R Bach, and Michael I Jordan. Asymptotically optimal regularization in smooth parametric models. In *Advances in Neural Information Processing Systems*, pages 1132–1140, 2009.
- [13] Matthew MacKay, Paul Vicol, Jonathan Lorraine, David Duvenaud, and Roger Grosse. Self-tuning networks: Bilevel optimization of hyperparameters using structured best-response functions. 2019. URL <https://openreview.net/pdf?id=r1eEG20qKQ>.
- [14] H Brendan McMahan. A survey of algorithms and analysis for adaptive online learning. *The Journal of Machine Learning Research*, 18(1):3117–3166, 2017.
- [15] O. M. Parkhi, A. Vedaldi, A. Zisserman, and C. V. Jawahar. Cats and dogs. In *IEEE Conference on Computer Vision and Pattern Recognition*, 2012.
- [16] Fabian Pedregosa. Hyperparameter optimization with approximate gradient. In Maria Florina Balcan and Kilian Q. Weinberger, editors, *Proceedings of The 33rd International Conference on Machine Learning*, volume 48 of *Proceedings of Machine Learning Research*, pages 737–746. PMLR, 2016.
- [17] Olga Russakovsky, Jia Deng, Hao Su, Jonathan Krause, Sanjeev Satheesh, Sean Ma, Zhiheng Huang, Andrej Karpathy, Aditya Khosla, Michael Bernstein, Alexander C. Berg, and Li Fei-Fei. ImageNet Large Scale Visual Recognition Challenge. *International Journal of Computer Vision (IJCV)*, 115(3):211–252, 2015. doi: 10.1007/s11263-015-0816-y.

- [18] Jasper Snoek, Hugo Larochelle, and Ryan P Adams. Practical Bayesian optimization of machine learning algorithms. In *Advances in Neural Information Processing Systems 25*, pages 2951–2959, 2012.
- [19] Matthew Streeter. Learning optimal linear regularizers. In Kamalika Chaudhuri and Ruslan Salakhutdinov, editors, *Proceedings of the 36th International Conference on Machine Learning*, volume 97 of *Proceedings of Machine Learning Research*, pages 5996–6004, Long Beach, California, USA, 09–15 Jun 2019. PMLR.
- [20] The TensorFlow Team. Flowers, January 2019. URL [http://download.tensorflow.org/example\\_images/flower\\_photos.tgz](http://download.tensorflow.org/example_images/flower_photos.tgz).
- [21] Robert Tibshirani. Regression shrinkage and selection via the lasso. *Journal of the Royal Statistical Society. Series B (Methodological)*, pages 267–288, 1996.
- [22] Jian Wu, Matthias Poloczek, Andrew G Wilson, and Peter Frazier. Bayesian optimization with gradients. In *Advances in Neural Information Processing Systems*, pages 5267–5278, 2017.
- [23] Lijun Wu, Fei Tian, Yingce Xia, Yang Fan, Tao Qin, Lai Jian-Huang, and Tie-Yan Liu. Learning to teach with dynamic loss functions. In *Advances in Neural Information Processing Systems*, pages 6466–6477, 2018.
- [24] Hui Zou and Trevor Hastie. Regularization and variable selection via the elastic net. *Journal of the Royal Statistical Society: Series B (Statistical Methodology)*, 67(2):301–320, 2005.

## Appendix A Proofs

We now present a formal proof of Theorem 1.

**Theorem 1.** *Minimizing (5) is NP-hard, even in the special case when  $\Theta = [0, 1]^n$ ,  $\mathcal{F} = \mathbb{R}^k$ ,  $\phi(\theta) = \theta$ ,  $\tilde{e}(\theta)$  is a convex function, and  $\tilde{e}(\theta) = e(\theta) \forall \theta \in \Theta$ .*

*Proof.* The proof sketch in the main text showed that, under the assumptions given in the theorem statement, minimizing (5) is equivalent to solving the optimization problem:

$$\min_{x \in \{0,1\}^n} \{ \tilde{e}(x) \} . \tag{7}$$

It remains to show that this problem is NP-hard when  $\tilde{e}$  is an arbitrary convex function.

We show this using a reduction from 0/1 INTEGER PROGRAMMING. In an instance of 0/1 INTEGER PROGRAMMING, we are given as input a vector  $c \in \mathbb{R}^n$ , a matrix  $A \in \mathbb{R}^{m \times n}$ , and a vector  $b \in \mathbb{R}^m$ , and we wish to solve the optimization problem:

$$\min_{x \in \{0,1\}^n} \{ c \cdot x \} \text{ subject to } Ax \leq b . \tag{8}$$

To reduce (8) to (7), let  $\tilde{e}(x) = c \cdot x + \mathbb{I}(x)$ , where  $\mathbb{I}(x)$  is an indicator for whether the constraint  $Ax \leq b$  is satisfied:

$$\mathbb{I}(x) = \begin{cases} 0 & \text{if } Ax \leq b \\ \infty & \text{otherwise.} \end{cases}$$

It can be easily verified that  $\mathbb{I}(x)$  is a convex function, and therefore  $\tilde{e}(x)$  is convex. By construction, minimizing  $\tilde{e}(x)$  is equivalent to minimizing  $c \cdot x$  subject to  $Ax \leq b$ . Minimizing (8) is therefore equivalent to minimizing (7), and minimizing (7) is therefore NP-hard.  $\square$

## Appendix B Details of Experiments

We now provide additional details of our experiments that were omitted from the main text.

## B.1 Methods

We split each of the four public datasets into training, validation, and test sets, whose sizes are given in Table 2.

For two of the datasets (*caltech101* and *oxford\_iiit\_pet*), the original dataset was already divided into training and test images. In those cases we used the original training set as our training set, and split the original test set randomly into validation and test sets. For the remaining two datasets (*colorectal\_histology* and *tf\_flowers*), we split the entire dataset randomly into training, validation, and test sets.

Table 2: Sizes of training, validation, and test sets.

DATASET	#TRAINING	#VALIDATION	#TEST
CALTECH 101	3060	3371	3370
COLORECTAL HISTOLOGY	1667	1667	1666
OXFORD IIIT PET	3680	1835	1834
TF-FLOWERS	1670	1000	1000

## B.2 Hyperparameter Tuning

As discussed in the main text, our experiments tune the hyperparameter of a loss function of the form:

$$\ell(\theta) = \text{logloss}(\theta) + \lambda_1 \|\theta\|_1 + \lambda_2 \|\theta\|_2^2 + \lambda_3 \ell_{\text{uniform}}(\theta) + \lambda_4 \ell_{\text{dropout}}(\theta)$$

The feasible set  $\mathcal{F}$  is a hypercube, defined by the constraints  $\lambda_1 \in [.1, 100]$ ,  $\lambda_2 \in [.1, 100]$ ,  $\lambda_3 \in [0, .1]$ , and  $\lambda_4 \in [0, 1]$ . For each hyperparameter, the feasible range was determined by performing a one-dimensional grid search on one of the datasets (*tf\_flowers*), and choosing a feasible range that included all the values that appeared to have a chance of performing well.

To apply LearnLoss to this problem, we must formally define an additional hyperparameter  $\lambda_5$ , which acts as a multiplier on  $\text{logloss}(\theta)$  and whose value is constrained to be 1. When then use LearnLoss to learn a linear loss function of the form  $\ell(\theta) = \lambda \cdot \phi(\theta)$ , where  $\phi(\theta) = \langle \|\theta\|_1, \|\theta\|_2^2, \ell_{\text{uniform}}(\theta), \ell_{\text{dropout}}(\theta), \text{logloss}(\theta) \rangle$ .

The LearnLoss takes as input a hyperparameter  $\epsilon \geq 0$ . We did not tune this hyperparameter, but instead set its value in a heuristic way so as to approximately equalize the contributions of the two penalty terms in (6) (the loss-matching and gradient-matching penalties). We achieve this by setting  $\epsilon = \frac{\sum_{i=1}^m \|g_i\|^2}{\sum_{i=1}^m \|J_i\|_F^2}$ , where for any matrix  $J$ , we use  $\|J\|_F^2$  to denote the squared Frobenius norm.

When training using AdaGrad, we use a batch size of 1 and a learning rate multiplier of .1.

## B.3 Learning Novel Regularizers Online

In these experiments, we used TuneLoss to learn a problem-specific regularizer  $r \in \text{convex\_pwl}(X)$ . The set  $X$  was of size 50, and was obtained by looking at the model weights after training for one epoch. Specifically,  $X = \{x_1, x_2, \dots, x_{50}\}$ , where the  $x_i$  values are indexed in ascending order, and are chosen so that  $\frac{n}{49} \pm 1$  weights fall into each interval  $[x_i, x_{i+1}]$ , where  $n$  is the total number of weights.

The TuneLoss algorithm requires as input a set of initial models,  $\Theta_0$ . In these experiments, we obtain these models by running AdaGrad for one epoch at a time, stopping at the end of a certain epoch  $t$ . This is equivalent to using AdaGrad for the first  $t$  epochs of training, then switching to AdaGrad + TuneLoss for epochs  $t + 1$  onward (in Figure 3,  $t = 4$ , which is why the first four data points are identical for both algorithms). We choose  $t$  by evaluating validation loss at the end of each epoch, and stopping as soon as we observe validation loss worse than at the end of the previous epoch (i.e., as soon as AdaGrad first begins to overfit the validation set).