

A 5D view of the α Per, Pleiades, and Praesepe clusters

N. Lodieu^{1,2}, A. Pérez-Garrido³, R. L. Smart⁴, and R. Silvotti⁴

¹ Instituto de Astrofísica de Canarias (IAC), Calle Vía Láctea s/n, E-38200 La Laguna, Tenerife, Spain
e-mail: nlodieu@iac.es

² Departamento de Astrofísica, Universidad de La Laguna (ULL), E-38206 La Laguna, Tenerife, Spain

³ Dpto. Física Aplicada, Universidad Politécnica de Cartagena, E-30202 Cartagena, Murcia, Spain

⁴ Istituto Nazionale di Astrofisica, Osservatorio Astrofisico di Torino, Strada Osservatorio 20, I-10025 Pino Torinese, Italy

Received February 28, 2022; accepted (date)

ABSTRACT

Aims. Our scientific goal is to provide revised membership lists of the α Per, Pleiades, and Praesepe clusters exploiting the second data release of *Gaia* and produce five-dimensional maps (α , δ , π , $\mu_\alpha \cos \delta$, μ_δ) of these clusters.

Methods. We implemented the kinematic method combined with the statistical treatment of parallaxes and proper motions to identify astrometric member candidates of three of the most nearby and best studied open clusters in the sky.

Results. We cross-correlated the *Gaia* catalogue with large-scale public surveys to complement the astrometry of *Gaia* with multi-band photometry from the optical to the mid-infrared. We identified 517, 1248, and 721 bona-fide astrometric member candidates inside the tidal radius of the α Per, the Pleiades, and Praesepe, respectively. We cross-matched our final samples with catalogues from previous surveys to address the level of completeness. We update the main physical properties of the clusters, including mean distance and velocity as well as core, half-mass, and tidal radii. We infer updated ages from the white dwarf members of the Pleiades and Praesepe. We derive the luminosity and mass functions of the three clusters and compare them to the field mass function. We compute the positions in space of all member candidates in the three regions to investigate their distribution in space.

Conclusions. We provide updated distances and kinematics for the three clusters. We identify a list of members in the α Per, Pleiades, and Praesepe clusters from the most massive stars all the way down into the hydrogen-burning limit with a higher confidence and better astrometry than previous studies. We produce complete 5D maps of stellar and substellar bona-fide members in these three regions. The photometric sequences derived in several colour-magnitude diagrams represent benchmark cluster sequences at ages from 90 to 600 Myr. We note the presence of a stream around the Pleiades cluster extending up to 40 pc from the cluster centre.

Key words. Stars: low-mass — Stars: brown dwarfs — Galaxy: open clusters and associations: individual: Alpha Persei, Pleiades, Praesepe — Astrometry — surveys

1. Introduction

Open clusters are small entities of a few hundreds to thousands stars loosely bound in a small region of the sky (Lada & Lada 2003). They represent ideal laboratories to study stellar evolution because their members share the same mean distance, age, and metallicity. The wide range of masses present in these clusters is key to investigate the present-day mass function (Salpeter 1955; Miller & Scalo 1979; Scalo 1986; Kroupa 2001; Chabrier 2003) and study processes responsible for the formation of low-mass stars and brown dwarfs (e.g. Chabrier & Baraffe 2000). More recently, the Kepler K2 mission (Borucki et al. 2010; Howell et al. 2014) has rejuvenated the study of open clusters providing thousands of light curves with exquisite photometric precision (Nardiello et al. 2015; Rebull et al. 2016; Nardiello et al. 2016; Stauffer et al. 2016; Douglas et al. 2016; Rebull et al. 2017; Douglas et al. 2017) and identified several low-mass eclipsing binaries (Kraus et al. 2015; David & Hillenbrand 2015; Lodieu et al. 2015; David et al. 2015; Libralato et al. 2016a; David et al. 2016b; Kraus et al. 2017) and a few transiting planets at different ages (Libralato et al. 2016b; Mann et al. 2016a; David et al. 2016c; Mann et al. 2016b; David et al. 2016a; Mann et al. 2017, 2018). These new discoveries are key to constrain evolutionary models at different ages and improve our knowledge of planet formation.

Before the advent of the *Gaia* mission (Gaia Collaboration et al. 2016), the selection of members of open clusters was predominantly limited to ground-based proper motions and multi-band photometry. The second data release of *Gaia* (Gaia Collaboration et al. 2018b) offers a unique opportunity to revise the census of membership of the nearest open clusters thanks to exquisite parallaxes, proper motions, and positions with additional radial velocity measurements for a limited sample of (mainly solar-type) stars. With this new dataset in hand we can revise several key questions yet to be solved such as the evolution of rotation as a function of mass and age (see review by Bouvier et al. 2014), the possible age spreads within a given cluster (e.g. Mayne & Naylor 2008; Parmentier et al. 2014; Niederhofer et al. 2015), the dynamical masses and ages of low-mass stars to calibrate model predictions (e.g. Kraus et al. 2015), among others.

In this manuscript, we present an astrometric selection of cluster member candidates in three of the nearest open clusters to the Sun: α Per, the Pleiades, and Praesepe exploiting the second data release of *Gaia* (Gaia Collaboration et al. 2018b) and based on our previous work in the Hyades (Lodieu et al. 2019). We provide a revised stellar census in these three regions and a 3D view of the distribution of their members. In Section 2 we present the input catalogue of *Gaia*. In Section 3 we describe the three clusters under study and compile lists of previously-known members to compare with the *Gaia* catalogues. In Section 4 we

identify a complete sample of member candidates in α Per, the Pleiades, and Praesepe, addressing the completeness of previous studies and cleanliness of our selection. In Section 5 we investigate white dwarfs previously reported as members of these clusters to revise their membership and estimate their ages. In Section 6 we derive the stellar luminosity and mass functions and put them into context with previous studies. In Section 7 we discuss the spatial distribution of the highest probability stellar member candidates and present the first 3D map of the clusters.

2. The *Gaia* DR2 sample

We made use of the *Gaia* DR2 data (Lindgren et al. 2018; Hambly et al. 2018; Riello et al. 2018; Evans et al. 2018). Our selection criteria were designed to start as inclusive as possible and to be more selective later in the process. We limited our original catalogues to parallaxes larger than 1 mas, which is the sole criterion applied to the full *Gaia* samples. We checked the re-normalised unit weight error (RUWE) defined by Lindgren (2018) for the full files of more than 2 million sources. We find that 5.1%, 4.4%, and 4.6% of the sources have RUWE values greater than 1.4 in α Per, the Pleiades, and Praesepe, respectively, limit set for quality of the sample.

We cross-matched a series of well-known large-scale surveys to complement the *Gaia* catalogue, keeping all *Gaia* DR2 sources without any counterpart in those surveys either due to coverage or brightness/faintness reasons. We considered the following catalogues: the Two Micron All-Sky Survey (hereafter 2MASS; Cutri et al. 2003; Skrutskie et al. 2006), the Sloan Digital Sky Survey Data Release 12 (SDSS; Abolfathi et al. 2018), the UKIRT Infrared Deep Sky Survey Galactic Clusters Survey (UKIDSS GCS; Lawrence et al. 2007), the Wide-field Infrared Survey Explorer (AllWISE; Wright et al. 2010; Cutri & et al. 2014), and the first data release of the Panoramic Survey Telescope and Rapid Response System (PS1; Kaiser et al. 2002; Chambers et al. 2016). We cross-matched the catalogues with a matching radius of 5 arcsec so any unresolved pairs of stars in the large surveys resolved spatially in *Gaia* were only matched to the closest *Gaia* source which is also often the brighter of the two possible matches. All matches were made at the epoch of the catalogue by applying the *Gaia* proper motions to move the possible counterparts in the target catalogue epoch.

3. Earlier census of stellar and sub-stellar member candidates

In this section, we describe the main characteristics of each cluster and compiled lists of known members from different proper motion and photometric surveys published over the past decades to identify high-mass stars, low-mass stars, and brown dwarfs.

3.1. The α Per cluster

α Per (Messier 20) is one of the few open star clusters within 200 pc of the Sun and younger than 200 Myr. The cluster is located to the north-east of the F5V supergiant Alpha Persei at a distance originally estimated to ~ 180 pc (Pinsonneault et al. 1998; Robichon et al. 1999) and later revised to 172.4 ± 2.7 pc by the re-reduction of the Hipparcos data (van Leeuwen 2009). The cluster members have solar metallicity (Boesgaard & Friel 1990) and the extinction along the line of sight is estimated to $A_V = 0.30$ mag with a possible differential extinction (Prosser 1992). Its mean proper motion, $(\mu_\alpha \cos \delta, \mu_\delta) = (+22.73, -26.51)$ mas/yr

(van Leeuwen 2009), lower than the other clusters studied in this paper, and low galactic latitude ($b = -7^\circ$), makes the membership selection more difficult in Praesepe and the Pleiades. The combination of larger distance but younger age than the Pleiades places the hydrogen-burning limit at similar apparent magnitudes within the reach of *Gaia*.

We collected a total of 3056 sources from 13 surveys in α Per: Heckmann et al. (1956); Mitchell (1960), Fresneau (1980), Stauffer et al. (1985), Stauffer et al. (1989b), Prosser (1992), Prosser (1994), Prosser & Randich (1998), Prosser et al. (1998), Stauffer et al. (1999), Barrado y Navascués et al. (2002), Deacon & Hambly (2004), Lodieu et al. (2005), and the latest sample of 740 members from *Gaia* Collaboration et al. (2018a). After removing common sources, we are left with a collection of 1711 candidate members. We did not include the following surveys in our compilation: Kraft (1966), Petrie & Heard (1969), Petrie & Heard (1970), Morgan et al. (1971), and Crawford & Barnes (1974) because we could not retrieve the list of members electronically. We cross-matched this compendium of 1711 members with *Gaia* DR2, yielding 1429 objects with precise and accurate astrometry. They are distributed in an area of approximately $43\text{--}58^\circ$ and $45\text{--}53^\circ$ in right ascension and declination, respectively (Fig. 1). They span the *G*-band magnitude from about 6.5 to 21 mag. In Fig. A.1 of Appendix A, we plot these objects in the diagram showing the *Gaia* magnitude as a function of parallax. We can clearly see the cluster has a mean parallax of about 5.8 mas with a dispersion of ~ 0.5 mas, corresponding to 173 ± 15 pc. We also note that a large fraction (about 40%) of these 1429 previously-known members are most likely non-members because of their inconsistent parallaxes.

3.2. The Pleiades cluster

With the Hyades, the Pleiades (M45) is the best studied northern cluster and qualifies as a benchmark region (Lynga 1981). Numerous multi-wavelength surveys have been conducted in the region to study in depth the stellar and sub-stellar members. Pleiades members share a significant common proper motion compared to neighbouring stars with $(\mu_\alpha \cos \delta, \mu_\delta) \sim (19.5, -45.5)$ mas/yr (Jones 1981; Robichon et al. 1999; van Leeuwen 2009). This large mean motion, high galactic latitude ($b \sim 24^\circ$), and low reddening along the line of sight of the cluster ($E(B - V) = 0.03$ mag; O'dell et al. 1994) ease both astrometric and photometric selections. The cluster is also nearby, with the Hipparcos distance placing the Pleiades at 120.2 ± 1.9 pc (van Leeuwen 2009) while other works suggest a mean distance of 134 pc with an uncertainty of 5 pc (Johnson 1957; Gatewood et al. 2000; Pinfield et al. 2000; Southworth et al. 2005). The age of the cluster has also been debated in the literature, ranging from 70–80 Myr from the Zero-Age-Main-Sequence turn-off and isochrone fitting (Mermilliod 1981; Vandenberg & Bridges 1984) up to $120\text{--}130 \pm 20$ Myr as derived from model fitting (Mazzei & Pigatto 1989; Gossage et al. 2018) and the lithium depletion boundary method (Basri et al. 1996; Stauffer et al. 1998b; Barrado y Navascués et al. 2004) with a revision leading a possibly younger age (112 ± 5 Myr; Dahm 2015).

Numerous surveys of distinct sizes and depths have looked at the Pleiades (Stauffer et al. 1991; Simons & Becklin 1992; Hambly et al. 1993; Stauffer et al. 1994; Williams et al. 1996; Cossburn et al. 1997; Zapatero Osorio et al. 1997b,a,c; Stauffer et al. 1998a; Martín et al. 1998; Bouvier et al. 1998; Festin 1998; Zapatero Osorio et al. 1999; Hambly et al. 1999; Pinfield et al. 2000; Adams et al. 2001; Moraux et al. 2001; Jameson et al. 2002; Dobbie et al. 2002; Moraux et al. 2003; Deacon &

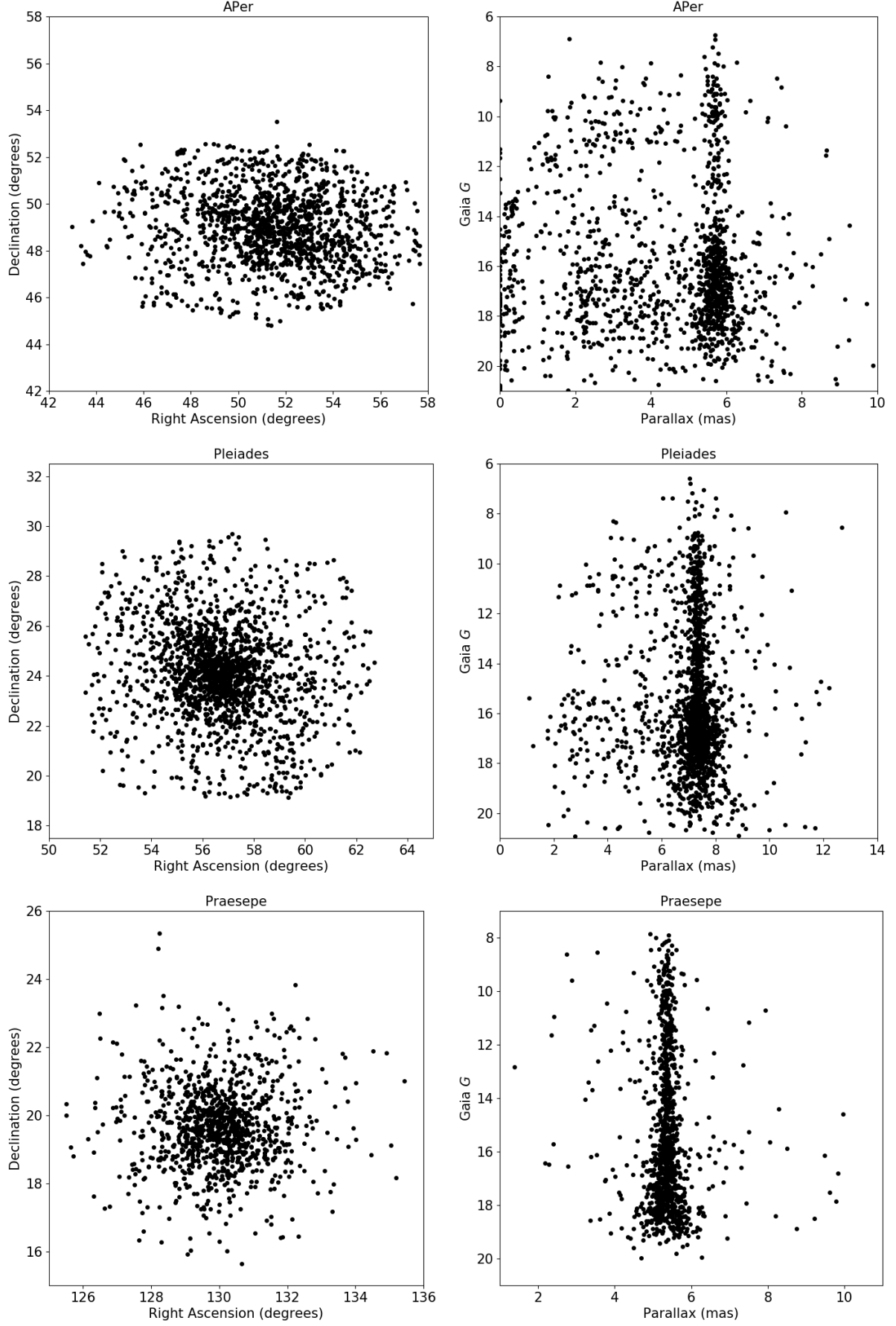


Fig. 1. *Left panels:* Distribution on the sky of selected kinematic member candidates. *Right panels:* *Gaia* *G* magnitude as a function of parallax for previously-known members with *Gaia* parallaxes. From top to bottom, we plot the figures for the α Per, the Pleiades, and Praesepe clusters, respectively.

Hambly 2004; Bihain et al. 2006, 2010; Casewell et al. 2007; Lodieu et al. 2007; Casewell et al. 2011; Lodieu et al. 2012a; Bouy et al. 2013; Sarro et al. 2014; Zapatero Osorio et al. 2014b; Barrado et al. 2016; Gaia Collaboration et al. 2018a; Zapatero Osorio et al. 2018). Stauffer et al. (2007) compiled Pleiades members from various sources (see their table 1) while Sarro et al. (2014), Bouy et al. (2015), and Olivares et al. (2018) make use of archival datasets to produce the most up-to-date sample of stellar and sub-stellar members. We complemented those two extensive studies with the preliminary *Gaia* catalogue (Gaia Collaboration et al. 2018a) to produce a full catalogue of 2010 members after removing duplicates (middle row in Fig. 1). We have omitted catalogues of members published before the 1990s, where the first extensive astrometric, photometric, and spectroscopic studies of the Pleiades took place (e.g. Trumpler 1921; Hertzsprung 1947; Artyukhina 1969; Eichhorn et al. 1970; Jones 1973; Turner 1979; Jones 1981; Haro et al. 1982; Stauffer 1982, 1984; van Leeuwen et al. 1986; Jameson & Skillen 1989; Stauffer et al. 1989a, among others).

3.3. The Praesepe cluster

Praesepe (M44, NGC 2632) is a rich open cluster also known as the Beehive cluster. The cluster is nearby with a mean Hipparcos distance of 181.5 ± 6.0 pc from the Sun (van Leeuwen 2009). Its proper motion is significant compared to field stars ($-35.81 \pm 0.29, -13.5 \pm 0.24$ mas/yr; van Leeuwen 2009). Moreover, Praesepe might be slightly metal-rich ($\text{Fe}/\text{H} = +0.27 \pm 0.10$; Pace et al. 2008) and has negligible reddening. This is an intermediate-age cluster, much older than α Per and the Pleiades but comparable to the Hyades, with estimated ages in the 590–660 Myr range (Vandenberg & Bridges 1984; Mermilliod 1981; Delorme et al. 2011; Gossage et al. 2018) although older estimates are not discarded (700–900 Myr; Salaris et al. 2004; Bonatto et al. 2004; Brandt & Huang 2015a; Vandenberg & Bridges 1984).

Praesepe was first investigated by Klein Wassink (1924) and Klein Wassink (1927) with subsequent studies by Johnson (1952), Artyukhina (1966), Crawford & Barnes (1969), Artyukhina (1973), Upgren et al. (1979), Weis (1981), Hauck (1981), and Jones & Cudworth (1983) before exploring lower mass members (Mermilliod et al. 1990; Jones & Stauffer 1991; Gatewood & de Jonge 1994; Williams et al. 1994), binarity (Bolte 1991; Mermilliod et al. 1994; Bouvier et al. 2001; Patience et al. 2002; Gillen et al. 2017; Hillenbrand et al. 2018), lithium (King & Hiltgen 1996; Cummings et al. 2017), and its luminosity/mass functions (Lee et al. 1997; Kraus & Hillenbrand 2007; Boudreault et al. 2012). The advent of photographic plates with several epochs of observations led to a exhaustive census of stellar members over a large area down to $0.1 M_{\odot}$ (Hambly et al. 1995). The cluster has also been targeted in X-rays by ROSAT (Randich & Schmitt 1995) and XMM-Newton (Franciosini et al. 2003). The arrival of large-scale surveys and deep optical pencil-beam surveys revealed the low-mass and sub-stellar populations (Adams et al. 2002b; Kraus & Hillenbrand 2007; Pinfield et al. 1997; Chappelle et al. 2005; González-García et al. 2006; Boudreault et al. 2010; Baker et al. 2010; Wang et al. 2011; Boudreault et al. 2012; Boudreault & Lodieu 2013; Khalaj & Baumgardt 2013; Wang et al. 2014). We compiled all the candidates identified in these surveys and found a total of 6479 sources, 2078 of them being unique among all studies, including the most recent census of members from the *Gaia* consortium (Gaia Collaboration et al. 2018a).

4. Selection of member candidates

We implemented the kinematic procedure described by Perryman et al. (1998) in combination with the Bayesian procedure proposed by Luri et al. (2018) to deal with the proper motions and parallaxes of the *Gaia* mission. This method determines the barycentre of the cluster and identifies potential members based on their velocities in space (Table 1). For the details of the implementation, we refer the reader to our study of the Hyades cluster (Lodieu et al. 2019).

For completeness, we briefly summarise the steps of the procedure here. We calculate the space velocity of all objects in our initial catalogue following the equations in Perryman et al. (1998). We calculate the cluster barycentre and mean space velocity from the sample of Gaia Collaboration et al. (2018a) and improve it with our final sample. For the sample of *Gaia* sources with radial velocity measurements, we compute the velocity vector in space. The member candidates satisfy a maximum value of a “degree-of-freedom” parameter, which is described by a confidence region based on the barycentric and velocity positions.

4.1. Member candidates in α Per

We derived a mean distance of 177.68 ± 0.84 pc (Table 1), consistent with the original range of distances (175–190 pc; Pinsonneault et al. 1998; Robichon et al. 1999; Makarov 2006) and slightly further (within 2σ) than distance from the reduction of the Hipparcos data (van Leeuwen 2009, 172.4 ± 2.7 pc). Our value lies within 3σ from the *Gaia* DR2 value (174.89 ± 0.16 pc; Gaia Collaboration et al. 2018a). The brightest members of the cluster with $G = 6.3$ – 13.7 mag show a mean line-of-sight velocity of -0.47 ± 3.78 km s $^{-1}$ with a mean dispersion of 6.5 km s $^{-1}$, in agreement with earlier studies of bright members (Stauffer et al. 1989b; Prosser 1994; Mermilliod et al. 2008). This translates into a mean cluster velocity of 28.7 ± 0.5 km s $^{-1}$ (Table 1). The kinematic method returned a total of 3123 member candidates with $G = 3.86$ – 21.0 mag, corresponding to model-dependent masses of 5.34 – $0.048 M_{\odot}$ assuming an age of 90 Myr for α Per.

The core of the cluster was estimated to 1.3 degrees in radius (Artyukhina 1972; Kharchenko et al. 2005), translating into about 4 pc at the distance of the cluster. The core radius is the radius at which the brightness drops to one-half the central value and is equal to 0.64 times the Plummer radius (Plummer 1915). We calculated the density of sources in concentric circles from the centre up to 30 pc with a sampling of 0.4 pc and dividing by the volume (in 3D space). We emphasise that we can not reduce the sampling too much because of the small numbers of sources in the central parsec. We found the best fit of the Plummer model to the density of sources for a core radius of 2.3 ± 0.3 pc, significantly smaller than previous estimates.

The tidal radius is usually considered as the limit where cluster candidates are bound to the cluster, while sources beyond that radius are more affected by the external gravitational field of the galaxy than the cluster dynamics. We calculated the tidal radius of α Per using the equation 3 of Röser et al. (2011) with values for the constants from Piskunov et al. (2006)¹. We summed the masses of all kinematic members up to 15 pc per bins of 1 pc and determined the tidal radius as the radius where the curve derived from equation 3 of Röser et al. (2011) crosses the curve defined by the masses of our candidates. We inferred a

¹ $M_c = x l^3 / G \times (4 * A * (A - B))$

Table 1. Positional and kinematics data of the Pleiades, Praesepe, and α Per clusters. We infer tidal radii of 11.6, 10.7, and 9.5 pc for the Pleiades, Praesepe, and α Per clusters.

Cluster	Distance pc	Velocity km s ⁻¹	b_c(pc)			v_c(km s⁻¹)		
			<i>b_x</i> pc	<i>b_y</i> pc	<i>b_z</i> pc	<i>v_x</i> km s ⁻¹	<i>v_y</i> km s ⁻¹	<i>v_z</i> km s ⁻¹
α Per	177.68±0.84	28.70±0.52	-148.72±0.56	95.20±0.60	-19.77±0.47	-14.22±0.49	-23.99±0.31	-6.77±0.08
Pleiades	135.15±0.43	32.73±0.18	-120.25±0.33	28.94±0.24	-54.49±0.23	-7.04±0.27	-28.53±0.07	-14.40±0.13
Praesepe	187.35±3.89	49.18±2.44	-141.91±2.59	-69.44±1.97	100.71±2.23	-43.44±1.87	-20.73±1.02	-10.10±1.74

tidal radius of ~ 9.5 pc in agreement with the 9.7 pc reported by Makarov (2006). The half-mass radius is 5.6 pc and contains 247 sources. We find 21 and 554 candidate members located within the core and tidal radius of the cluster, respectively. We consider sources beyond the tidal radius unbound to the cluster, yielding to a much lower statistical probability of membership. We limited our study to three times the tidal radius of the cluster, i.e. 28.5 pc where we have 2041 sources. We find 22 pairs of stars with separations less than 5 arcsec including four marked as duplicated in *Gaia* DR2. We have 167 sources with radial velocities from *Gaia* DR2 (about 5.3%).

We cross-matched the list of previously-published members with our full sample and the subsample within the tidal radius with a matching radius of 3 arcsec. The numbers are quoted in Table 2 and provide a level of reliability for earlier studies of the cluster but not strictly completeness due to the variety of areas and depths under study.

We plot the positions of the α Per kinematic member candidates of the cluster within the core, half-mass, and tidal radii and up to 28.5 pc with different colours in right ascension and declination in the top left panel of Fig. A.1 in Appendix A as well as the other diagrams involving parallax, proper motion, and magnitude from *Gaia* (Fig. A.1). We show various colour-magnitude diagrams with the *Gaia* filters and photometry from other public surveys in Figs. A.2–A.4 in Appendix A.

We observe large numbers of sources much bluer than the cluster sequences in the two faintest magnitude bins when the *Gaia* G_{BP} magnitude is involved. This behaviour is reduced when the other two *Gaia* magnitudes are taken into account and disappear when the *Gaia* G magnitude is combined with infrared or mid-infrared magnitudes from other public surveys. This peculiarity was already noted in the case of the Alessi 10 cluster (Arenou et al. 2018) as well as for nearby faint brown dwarfs and the Praesepe cluster (Smart et al. 2019). We confirm a similar behaviour in all three clusters, pointing towards unreliable G_{BP} magnitudes at the faint end of *Gaia* when dealing with red sources.

4.2. Member candidates in the Pleiades

The distance of the Pleiades has been a subject of debate for the past decades (Pinsonneault et al. 1998; Soderblom et al. 1998; van Leeuwen 2009). The distance has been evaluated with different techniques (isochrone fitting, orbital modeling, trigonometric parallax, moving cluster) usually agreeing on a mean value in the 130–140 pc range (Gatewood et al. 2000; Southworth et al. 2005; Soderblom et al. 2005; Melis et al. 2014; An et al. 2007). On the contrary, analysis of the Hipparcos data suggested smaller distances close to 120 pc (van Leeuwen & Hansen Ruiz 1997; Robichon et al. 1999; van Leeuwen 1999, 2009). Abramson (2018) used *Gaia* DR2 to provide a new estimate of the parallax (7.34 ± 0.27 mas), translating into a mean

distance of 136.2 ± 5.0 pc. We infer a distance of 135.15 ± 0.43 pc for the Pleiades from the Bayesian approach of Luri et al. (2018) and kinematic members (Table 1), in agreement with the majority of studies and with the distance from *Gaia* DR1 (Gaia Collaboration et al. 2016). We find a mean line-of-sight velocity of 5.67 ± 2.93 km s⁻¹ for members of the Pleiades with a dispersion of 4.80 km s⁻¹, yielding a mean cluster motion of 32.73 ± 0.18 km s⁻¹. Our values are consistent with earlier studies (Liu et al. 1991; Mermilliod et al. 1997) and the recent determination of Gaia Collaboration et al. (2018a).

The kinematic method returned a total of 2281 member candidates with $G = 2.77$ –21.0 mag, corresponding to model-dependent masses of 4.78–0.048 M_{\odot} assuming an age of 125 Myr for the Pleiades. We note that 342 sources have radial velocity measurements from *Gaia* DR2 ($\sim 15\%$). We inferred the core radius following the procedure described in Section 4.1, yielding 2.00 ± 0.25 pc, similar to the intervals of core radii published so far, see Olivares et al. (2018) for a summary of previous determinations (Pinfield et al. 1998; Raboud & Mermilliod 1998; Adams & Myers 2001; Converse & Stahler 2008, 2010). We calculated the tidal radius as in Section 4.1, deriving 11.6 pc, with a total of 1248 sources. The number of sources within the core and half-mass (4.5 pc) radii are 106 and 495, respectively. We limited our search for member candidates up to 3 times the tidal radius (i.e. 34.8 pc). We find 36 pairs with separations less than 5 arcsec, including two triple and one quadruple systems with components marked as duplicated in *Gaia* DR2.

We cross-matched the list of previously-published members with our full sample and the subsample within the tidal radius with a matching radius of 3 arcsec. The numbers quoted in Table 3 provide an estimate of the level of completeness of earlier studies of the Pleiades although we should caution that some surveys were dedicated to the faintest members which are too faint for *Gaia*. We should note that we recover 2152 sources out of the most complete list of Pleiades members with membership probabilities higher than 75% (Olivares et al. 2018). Among those, 1960 are in our input file (91%) and 1467 (68%) common to our list of members. We display the members of Pleiades in the same diagrams as for α Per in Figs. B.2–B.4 in Appendix B.

4.3. Member candidates in Praesepe

We determined a mean distance of 187.35 ± 3.89 pc for Praesepe (Table 1), in agreement with the original estimate from Hipparcos (188.0 ± 14 pc; van Leeuwen 1999) but 1σ higher than the value inferred from the re-reduction of Hipparcos data (181.5 ± 6.0 pc; van Leeuwen 2009). Our value also agrees with the values derived from *Gaia* (186.18 ± 0.10 ; Gaia Collaboration et al. 2018a). We find a mean line-of-sight velocity of 35.1 ± 1.7 km s⁻¹ with a dispersion of 4.2 km s⁻¹, translating into a cluster mean motion of 49.18 ± 2.44 km s⁻¹ (Table 1). Our estimate is comparable to ground-based radial velocity survey (Mermilliod

Table 2. Summary of the numbers of α Per sources from earlier studies recovered in our full *Gaia* sample (i.e. up to three times the tidal radius of the cluster). The final list of kinematic member candidates contains 23, 224, 517, 2069 sources in 2.3 (core radius), 5.6 (half-mass radius), 9.5 (tidal radius), and 28.5 pc (3×tidal radius), respectively.

Method	in <i>Gaia</i>	Kinematic	in R_{tidal}	Comments
Fresneau (1980)	51/56	11	7	Palomar Schmidt astrometric observations
Heckmann et al. (1956)	139/140	62	49	See also Mitchell (1960)
Prosser (1992)	79/148	57	42	Astrometric+photometric+ spectroscopic search
Prosser (1994)	26/31	14	10	Photometric, and spectroscopic observations
Prosser & Randich (1998)	54/89	28	23	Follow-up 73 ROSAT sources (Prosser et al. 1996)
Prosser et al. (1998)	45/70	23	15	Follow-up 130 ROSAT sources (Prosser et al. 1996)
Stauffer et al. (1999)	24/28	14	5	Lithium depletion boundary
Barrado y Navascués et al. (2002)	59/101	42	24	Deep wide-field optical survey
Deacon & Hambly (2004)	289/302	192	111	Photographic plates
Lodieu et al. (2005)	1/39	1	0	Near-infrared photometric selection
Lodieu et al. (2012b): Table A1:	367/494	241	150	Previous members
Lodieu et al. (2012b): Tables B1+C1:	690/728+617/685	441+494	240+268	New members
<i>Gaia</i> Collaboration et al. (2018a)	740/740	739	467	<i>Gaia</i> DR2

Table 3. Summary of the numbers of Pleiades sources from earlier studies recovered in our full *Gaia* sample (i.e. up to three times the tidal radius of the cluster). We have 106, 495, 1248, and 2195 kinematic member candidates in 3.1, 4.5, 11.6, and 34.8 pc, respectively.

Method	in <i>Gaia</i>	Kinematic	in R_{tidal}	Comments
Hambly et al. (1993)	429/440	385	334	Photographic plates
Zapatero Osorio et al. (1997b)	3/10	1	2	CCD-based R, I survey
Stauffer et al. (1998a)	16/20	12	9	Lithium depletion boundary; MHO targets
Bouvier et al. (1998)	19/26	13	8	Proper motions in Moraux et al. (2001)
Moraux et al. (2003)	103/109	93	78	Brown dwarfs and IMF
Deacon & Hambly (2004)	882/916	776	642	Astrometry and photometry of photographic plates
Bihain et al. (2006)	14/34	11	6	Deep $I + J$ survey of 1.8 deg^2
Stauffer et al. (2007)	1361/1416	1129	928	Compilation of earlier studies (their Table 1)
Casewell et al. (2007)	8/23	7	2	Deep CFH12K survey combined with UKIDSS
Lodieu et al. (2007)	82/116	69	46	UKIDSS GCS DR1 combined with 2MASS
Lodieu et al. (2012a)	1176/1314	863	700	Selection in UKIDSS GCS DR9
Zapatero Osorio et al. (2014b)	5/24	4	2	See Zapatero Osorio et al. (2014a) for spectroscopy
Bouy et al. (2015)	1775/2010	1421	1070	See also Bouy et al. (2013) and Sarro et al. (2014)
Olivares et al. (2018)	1960/2152	1467	1097	$p \geq 0.75$ from Bayesian hierarchical model
<i>Gaia</i> Collaboration et al. (2018a)	1326/1326	1295	1087	<i>Gaia</i> DR2

& Mayor 1999) and the *Gaia* DR2 mean value ($35.64 \pm 0.10 \text{ km s}^{-1}$; *Gaia* Collaboration et al. 2018a).

The kinematic method returned a total of 2200 member candidates with $G = 6.13\text{--}20.93$ mag, corresponding to model-dependent masses of $2.6\text{--}0.115 M_{\odot}$ assuming an age of 600 Myr for Praesepe. We note that 223 out of 2200 candidates have *Gaia* DR2 line-of-sight velocity (about 10%). We derived a core radius of 2.6 ± 0.2 pc, smaller than the determination of 3.5 pc by Adams et al. (2002a). We inferred a tidal radius of 10.7 pc with 721 member candidates. We derived a half-mass radius of 5.9 pc with 336 sources, while 77 sources lie within the core radius. We limited our study to 32.1 pc or three times the tidal radius with a total of 1847 sources. We find 23 pairs with separations less than 5 arcsec, including two triples with the brightest components marked as duplicated in *Gaia* DR2.

We cross-matched the list of previously-published members with our full sample and the subsample within the tidal radius with a matching radius of 3 arcsec. The numbers are quoted in Table 4 and provide a level of completeness for earlier studies in Praesepe. We display the members of Praesepe in the same diagrams as for α Per in Figs. C.2–C.4 in Appendix C.

5. White dwarfs

When the age of a star cluster is sufficiently old, at least ~ 50 Myr for a solar composition, some of its high-mass members may have had enough time to evolve down to the white dwarf (WD) cooling sequence. The presence of a few WDs opens the possibility to determine the age of the cluster by evaluating the age of each WD member, as we did in our recent article on the Hyades cluster (Lodieu et al. 2019). In this section we use the same method to determine the age of the clusters under study. Without repeating all the details of this technique already described in Lodieu et al. (2019), we give a summary of the main steps, focusing on a few differences with respect to that paper.

While the selection of the WDs in each single cluster under study is discussed in the following sub-sections, we compare the position of the 13 WDs belonging to the Pleiades and Praesepe clusters in the $(G_{\text{BP}} - G_{\text{RP}}, M_G)$ HR diagram (Fig. 2) with the cooling tracks of single DA white dwarfs with H-thick envelopes ($M_{\text{H}}/M_{\star} = 10^{-4}$) from Bergeron et al. (2011), see also Tremblay et al. (2011) and references therein. Fig. 2 is built considering a reddening $E(B - V)$ equal to 0.045 and 0.027 for the Pleiades and Praesepe, respectively, using equation 1 of *Gaia* Collaboration et al. (2018a) to compute the extinction coeffi-

Table 4. Summary of the numbers of Praesepe sources from earlier studies recovered in our *Gaia* sample (i.e. up to three times the tidal radius of the cluster). We have 139, 336, 721, and 1847 kinematic member candidates in 3.5, 5.9, 10.7, and 32.1 pc, respectively.

Method	in <i>Gaia</i>	Kinematic	in R_{tidal}	Comments
Jones & Cudworth (1983)	269/282	179	144	Palomar photographic plates
Hambly et al. (1995)	495/515	407	269	Photographic plates
Pinfield et al. (1997)	7/26	2	1	Follow-up in Hodgkin et al. (1999) & Pinfield et al. (2003)
Kraus & Hillenbrand (2007)	1083/1130	948	595	Census of the cluster
González-García et al. (2006)	2/20	0	0	Deep survey focusing on sub-stellar members
Boudreault et al. (2010)	86/151	40	25	Wide-field <i>I</i> + <i>JK</i> survey
Baker et al. (2010)	137/145	97	49	Cross-match of SDSS and UKIDSS DR7
Wang et al. (2011)	6/59	2	1	Deep pencil-beam survey for brown dwarfs
Boudreault et al. (2012)	980/1116	751	407	UKIDSS GCS DR9; see also Boudreault & Lodieu (2013)
Khalaj & Baumgardt (2013)	864/893	726	490	Cross-match of PPMXL and SDSS
Wang et al. (2014)	991/1040	825	568	Cross-match of MASS, PPMXL, and Pan-STARRS
<i>Gaia</i> Collaboration et al. (2018a)	938/938	920	644	<i>Gaia</i> DR2

cients. We note that, differently from the relatively bright WDs in the Hyades, for which the photometric errors were very small and negligible in the total error budget (Lodieu et al. 2019), now the photometric errors must be taken into account. From a cubic spline interpolation of the models, we determine the basic stellar parameters of each white dwarf: effective temperature, surface gravity, mass and WD cooling age. After having verified that the effective temperatures and gravities ($\log(g)$) are in good agreement with the known spectroscopic values from the literature, we have used the initial-to-final mass relation (IFMR) of El-Badry et al. (2018) to derive the mass of each WD progenitor. Then, for each WD progenitor, we have used the Padova evolutionary models for massive stars (Bressan et al. 2012; Tang et al. 2014) with nearly solar abundances ($Z = 0.017$, $Y = 0.279$) to compute the time needed to evolve from the pre-MS to the first thermal pulse in the asymptotic giant branch.

The results of our computations are summarised in Table 5. As in Lodieu et al. (2019), we see that the major contribution to the error budget comes again from the IFMR uncertainty on the initial mass, which propagates into the MS evolutionary time. The errors quoted for the initial masses and the MS evolutionary times correspond to the 95.4% probability, as described in El-Badry et al. (2018), see also their figure 3. The errors quoted for the WD cooling times, effective temperatures, gravities, and masses are conservative values corresponding to the range of the derived parameters from all combinations of the 1-sigma uncertainties plotted in Fig. 2.

Finally it is important to emphasize that the WD ages are very sensitive to the reddening. As we will see at the end of sections 5.2 and 5.3, small differences in the reddening may cause significant differences in age. When correcting for reddening, WDs are moved toward bluer colors and brighter magnitudes. The strong inclination of the cooling tracks makes the horizontal shift dominant, implying a larger mass, a smaller radius, a lower luminosity and a longer cooling time. This is probably the main limitation of this method, which can produce reliable results only when the reddening is well constrained.

5.1. White dwarfs in α Per

Of the 14 white dwarf (WD) candidates proposed by Casewell et al. (2015) in α Per, none were confirmed up to now. Only two of them (APWD01, APWD09), both classified as DA by Casewell et al. (2015), are in our list of kinematic candidates but none lies within the tidal radius of the cluster. The closest

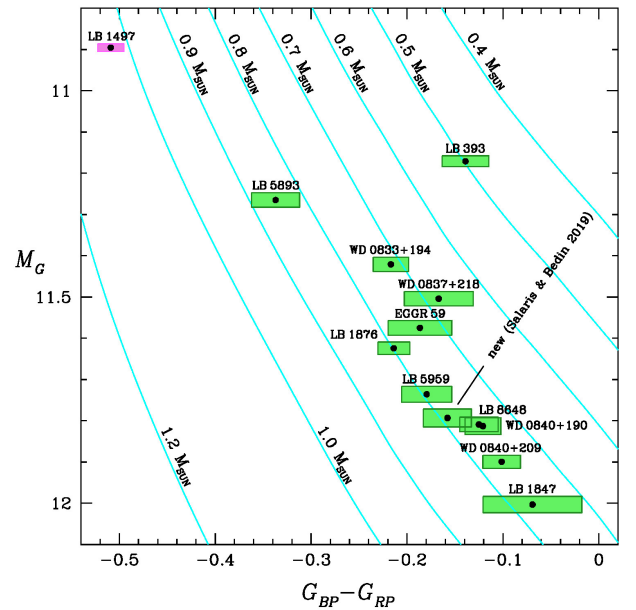


Fig. 2. Absolute magnitude of the white dwarfs in the Pleiades and Praesepe cluster as a function of the $G_{BP} - G_{RP}$ colour. The error boxes (pink for the only known WD in the Pleiades, and green for the Praesepe WDs) correspond to the *Gaia* DR2 photometric (+ parallax) errors. The WD cooling tracks of Bergeron et al. (2011) for various masses are shown in light blue (see text for more details).

est one, APWD01, is at 12.6 pc from the cluster center, while APWD09 is at 27.2 pc. When we compute the total age of these two WDs (Main-Sequence (MS) age plus WD cooling age), we obtain 130^{+30}_{-29} Myr and 734^{+253}_{-187} Myr respectively (assuming $E(B-V) = 0.090$; Gaia Collaboration et al. 2018a). These values, in particular the second one, are significantly larger than the ages derived from isochrone fitting of the upper main-sequence (50–80 Myr; Meynet et al. 1993) and the lithium depletion boundary (85 ± 10 Myr; Stauffer et al. 1999; Barrado y Navascués et al. 2004), suggesting that at least APWD09 does not belong to the cluster.

Table 5. Derived parameters for the single WD member of the Pleiades (first line) and the 11 WDs of the Praesepe cluster.

Names	<i>Gaia</i> DR2 ID	M_G	d^*	SC	T_{eff}	$\log(g)$	M_{WD}	M_{MS}	T_{WD}	T_{MS}	T_{tot}
		mag	pc		K	dex	M_{\odot}	M_{\odot}	Myr	Myr	Myr
LB 1497	66697547870378368	10.90	6.04	DA	33001 ⁺²⁰³³ ₋₁₅₉₅	8.67 ^{+0.06} _{-0.06}	1.05 ^{+0.03} _{-0.04}	6.03 ^{+1.34} _{-0.71}	58 ⁺¹ ₋₂	74 ⁺²⁶ ₋₂₇	132 ⁺²⁶ ₋₂₇
LB 5893	661270898815358720	11.26	2.18	DA	21334 ⁺¹³⁵² ₋₅₀₁	8.37 ^{+0.08} _{-0.08}	0.85 ^{+0.05} _{-0.05}	3.62 ^{+0.58} _{-0.41}	126 ⁺¹¹ ₋₁₀	179 ⁺⁸¹ ₋₆₂	304 ⁺⁸¹ ₋₆₂
LB 390=EGGR 59	664325543977630464	11.57	2.55	DA	15428 ⁺¹⁰⁸⁷ ₋₉₅₅	8.20 ^{+0.09} _{-0.09}	0.74 ^{+0.06} _{-0.06}	2.96 ^{+0.41} _{-0.34}	250 ⁺²¹ ₋₂₁	418 ⁺¹⁸⁹ ₋₁₃₃	668 ⁺¹⁸⁹ ₋₁₃₃
WD 0840+209	661841163095377024	11.90	4.56	DA	13356 ⁺⁵¹⁵ ₋₄₇₃	8.25 ^{+0.05} _{-0.05}	0.76 ^{+0.03} _{-0.03}	3.18 ^{+0.46} _{-0.37}	405 ⁺²⁵ ₋₂₃	365 ⁺¹⁶⁵ ₋₁₁₈	770 ⁺¹⁶⁵ ₋₁₁₈
LB 8648	660178942032517760	11.81	5.37	DA	13913 ⁺⁵²³ ₋₅₁₁	8.23 ^{+0.05} _{-0.05}	0.75 ^{+0.03} _{-0.03}	3.11 ^{+0.45} _{-0.36}	352 ⁺²¹ ₋₁₈	384 ⁺¹⁷⁴ ₋₁₃₃	736 ⁺¹⁷⁴ ₋₁₂₃
LB 5959	659494049367276544	11.74	5.72	DA	15298 ⁺⁸³³ ₋₇₁₄	8.29 ^{+0.07} _{-0.07}	0.79 ^{+0.05} _{-0.04}	3.31 ^{+0.49} _{-0.39}	297 ⁺²⁰ ₋₂₀	311 ⁺¹⁰² ₋₉₉	608 ⁺¹⁰² ₋₉₉
WD 0840+190	661010005319096192	11.81	9.49	DA	13809 ⁺⁴⁸⁵ ₋₄₇₁	8.23 ^{+0.05} _{-0.05}	0.75 ^{+0.03} _{-0.03}	3.09 ^{+0.44} _{-0.36}	357 ⁺²² ₋₁₉	389 ⁺¹⁷⁷ ₋₁₂₅	746 ⁺¹⁷⁷ ₋₁₂₅
LB 393	661297901272035456	11.17	11.79	DA	13876 ⁺⁶⁷⁶ ₋₅₉₁	7.79 ^{+0.07} _{-0.07}	0.50 ^{+0.04} _{-0.04}	0.68 ^{+0.01} _{-0.01}	184 ⁺¹³ ₋₁₃	4559 ⁺¹²⁹ ₋₁₂₇	4743 ⁺¹²⁹ ₋₁₂₇
LB 1876	661353224747229184	11.62	13.10	DA	16332 ⁺⁶²² ₋₅₉₉	8.30 ^{+0.05} _{-0.05}	0.80 ^{+0.03} _{-0.03}	3.30 ^{+0.49} _{-0.38}	248 ⁺¹³ ₋₁₂	302 ⁺¹³⁴ ₋₁₀₂	550 ⁺¹³⁴ ₋₁₀₂
WD 0833+194	662798086105290112	11.42	14.17	DA	16349 ⁺⁸³⁹ ₋₆₉₉	8.17 ^{+0.06} _{-0.06}	0.72 ^{+0.04} _{-0.04}	2.81 ^{+0.38} _{-0.32}	200 ⁺¹² ₋₁₂	464 ⁺²⁰⁶ ₋₁₄₆	664 ⁺²⁰⁶ ₋₁₄₆
LB 1847	661311267210542080	12.00	25.61	DA	12631 ⁺¹²⁸⁰ ₋₉₄₃	8.27 ^{+0.10} _{-0.11}	0.77 ^{+0.07} _{-0.07}	3.21 ^{+0.47} _{-0.38}	482 ⁺⁴⁰ ₋₆₀	351 ⁺¹³⁸ ₋₁₁₄	833 ⁺¹³⁸ ₋₁₁₄
WD 0837+218	665139697978259200	11.50	75.69	DA	14825 ⁺¹¹¹¹ ₋₉₅₄	8.11 ^{+0.10} _{-0.09}	0.68 ^{+0.06} _{-0.06}	2.52 ^{+0.32} _{-0.28}	242 ⁺²² ₋₂₁	607 ⁺²⁵⁵ ₋₁₈₉	849 ⁺²⁵⁵ ₋₁₈₉

* Distance from the center of the cluster.

5.2. White dwarfs in the Pleiades

In the Pleiades there is only one undisputed white dwarf, LB 1497 (Eggen & Greenstein 1965), at 6.04 pc from the cluster center, within the tidal radius but beyond the half-mass radius (Fig. 2; first line of Table 5). Another candidate, GD 50, is ruled out based on its *Gaia* DR2 distance of 31.21 ± 0.06 pc, which is not compatible with the Pleiades.

From its unique white dwarf LB 1497, and assuming $E(B - V) = 0.045$ (Gaia Collaboration et al. 2018a), we derive an age of 132^{+26}_{-27} Myr for the Pleiades, which is older than the isochrone fitting (77.6 Myr; Mermilliod 1981) but consistent within 1σ to ages from lithium depletion boundary technique (130 ± 20 Myr; Stauffer et al. 1998b; Barrado y Navascués et al. 2004), model fitting with enhanced overshooting (150 Myr; Mazzei & Pigatto 1989), and models incorporating rotation (110–160 Myr; Gossage et al. 2018). Just to give an idea of possible systematics due to an incorrect interstellar extinction coefficient, the age would increase to 174^{+43}_{-35} Myr if we assume zero reddening.

5.3. White dwarfs in the Praesepe

There are 11 known WD candidates in the Praesepe cluster published in the literature (Dobbie et al. 2004, 2006; Casewell et al. 2009). Salaris & Bedin (2019) confirmed their membership with *Gaia* DR2 and identified a new member (*Gaia* DR2 ID 662998983199228032) which is not considered in our analysis given that its spectral class is not known.

For most of the remaining 11 DA WDs, assuming $E(B - V) = 0.027$ (Gaia Collaboration et al. 2018a), we obtain a total age between 550 and 850 Myr (Table 5). Only one star, LB 5893, is below this range with 304 Myr. Another star, LB 393, returns an age completely different of 4.7 Gyr. This star lies at 11.8 pc from the cluster center, about 1 pc beyond the tidal radius, implying that it might not be bound to Praesepe. Moreover, together with LB 1847, it was excluded from the analysis of Salaris & Bedin 2019 because of possible problems with G_{BP} and G_{RP} photometry (see Salaris & Bedin 2019, for more details). And finally another doubt is raised by the low mass of LB 393, with a mass of $0.50 M_{\odot}$. This value is close to the typical mass of a hot subdwarf ($0.47 M_{\odot}$), that is a star with an initial mass up to $\sim 3 M_{\odot}$, which has lost most of its envelope near the tip of the red giant branch and, after having exhausted its He fuel during the (extreme) horizontal branch, has evolved directly to the WD

cooling track, without experiencing a second expansion of the envelope in the asymptotic giant branch (Han et al. 2002). If this was the true evolutionary path of LB 393, its real age could be much less than 4.7 Gyr. When excluding only LB 393, we obtain a mean age of 673^{+55}_{-39} Myr for Praesepe. When excluding also the “outlier” LB 5893 and LB 1847 that might have photometric problems as stated above, we derive a very similar mean age of 699^{+65}_{-47} Myr. Considering only the five WDs within the tidal radius of the cluster (10.7 pc), and excluding LB 5893, we infer a mean age of 706^{+76}_{-54} Myr. These estimates are in relatively good agreement with the oldest ages from models incorporating stellar rotation (~ 800 Myr; Brandt & Huang 2015b) but also compatible with the range of ages quoted for Praesepe by other authors (590–790 Myr; Mermilliod 1981; Bonatto et al. 2004; Fossati et al. 2008; Delorme et al. 2011; Gossage et al. 2018).

With a zero reddening, the previous age estimates of 673^{+55}_{-39} , 677^{+65}_{-46} and 706^{+76}_{-54} Myr would turn into 799^{+64}_{-47} , 792^{+74}_{-53} and 815^{+85}_{-61} Myr respectively, with a $\sim 17\%$ increase.

6. The luminosity and mass functions

6.1. Luminosity functions

We derive the luminosity functions of the three clusters from our sample of candidates identified astrometrically from the second data release of *Gaia*. Our samples contain 517, 1248, and 721 member candidates within the tidal radii of the α Per, the Pleiades, and Praesepe clusters. We did not attempt to correct the system luminosity function for binaries and postpone this analysis to later *Gaia* releases where astrometric parameters of multiple systems will be incorporated.

We display the system luminosity functions, i.e. the number of objects per absolute magnitude bins, with bin width of 1 mag scaled to a volume of one cubic parsec in Fig. 3. We do not apply any correction to the luminosity function because we only consider bound members within the tidal radius of the clusters. Nonetheless, we can discard incompleteness at the very bright end or contamination at the faint end where *Gaia* photometry and astrometry is less reliable, especially in the case of α Per which lies closer to the Galactic plane than the Pleiades and Praesepe.

The luminosity function of α Per, the Pleiades, and Praesepe show a peak at $M_G = 9$ –10 mag, 11–12 mag, and 9–12 mag, respectively. The luminosity functions of the Pleiades and

Praesepe increase steadily until they reach a peak and fall off quickly after, due to a combination of smaller number of very-low mass members and *Gaia* detection limits. The luminosity function of α Per displays more up and down at bright magnitudes. The peak of the luminosity function appears broader with older ages (Fig. 3).

6.2. Mass functions

To convert magnitudes into masses, we need a mass-luminosity relation over a wide mass range, from A-type stars down to the hydrogen-burning limit. To derive the most reliable present-day mass function, we would require eclipsing binaries with accurate masses and radii over a wide mass range in all three clusters. Unfortunately, such binaries spanning a wide range of properties are not available. Therefore, we adopt a model-dependent mass-magnitude relation. We should keep in mind this fact when interpreting the shape of the mass function.

We combined the Padova isochrones (PARSEC v1.2S + COLIBRI PR16; Marigo et al. 2008; Bressan et al. 2012; Marigo et al. 2013; Rosenfield et al. 2016; Marigo et al. 2017)² and the BT-Settl models (Allard et al. 2012; Baraffe et al. 2015) to convert observed magnitudes into masses. We choose ages of 90 Myr, 125 Myr, and 600 Myr for α Per, the Pleiades, and Praesepe as the most common ages quoted in the literature (Section 3). We opted to merge both models to cover the full range of masses where the luminosities at a given mass were the closest. In the case of α Per we kept the Padova and BT-Settl models above and below 1.4 M_{\odot} ($M_G \sim 3.1$ mag), respectively.

We plot the mass functions in Fig. 4 counting the number of objects per square degree and per bins of 0.1 dex in logarithmic units, assuming the ages quoted above. We overplotted the field mass function in logarithmic units (thick red line) from Chabrier (2005), normalised to the numbers of objects per per square degree in the bin centered at 0.25 M_{\odot} . The Pleiades mass function increases steadily up to $\log(M) \sim -0.3$ dex (0.5 M_{\odot}), reaching a plateau followed by a peak at around $\log(M) \sim -0.8$ dex (0.16 M_{\odot}) before falling down quickly at lower masses and in the substellar regime. In Praesepe, we observe a steep increase from high-mass stars to solar-type stars followed by a plateau with less low-mass stars (0.1–0.4 M_{\odot}). We note the excess of solar-type stars (0.5–1.0 M_{\odot}) and a clear dearth of very-low-mass stars (brown dwarfs in Praesepe are too faint for *Gaia*). In α Per, we observe a slow increase with a broad peak from 0.1 to 0.8 M_{\odot} centered on the peak of the field mass function Chabrier (2003). We note a large number of sources at $\log(M) \sim -1.3$ dex (0.05 M_{\odot}) in α Per not present in the other two clusters (Fig. 4). Some of these sources might be photometric non members based on their location in colour-magnitude diagrams (Figs. A.2–A.4 in Appendix A) but the excess might be real and not due to small number statistics because we observe a peak in the luminosity function of α Per not detected in the Pleiades (Fig. 3).

We also investigated the shape of the mass functions as a function of distance from the centre of the cluster. We find that stars contribute in a similar way in the core and half-mass radii with a dearth of low-mass stars. In the concentric circle delineated by the half-mass and tidal radii, we observe a decrease of high-mass and intermediate-mass stars as well as an increase in the numbers of low-mass stars as expected as a result of mass segregation.

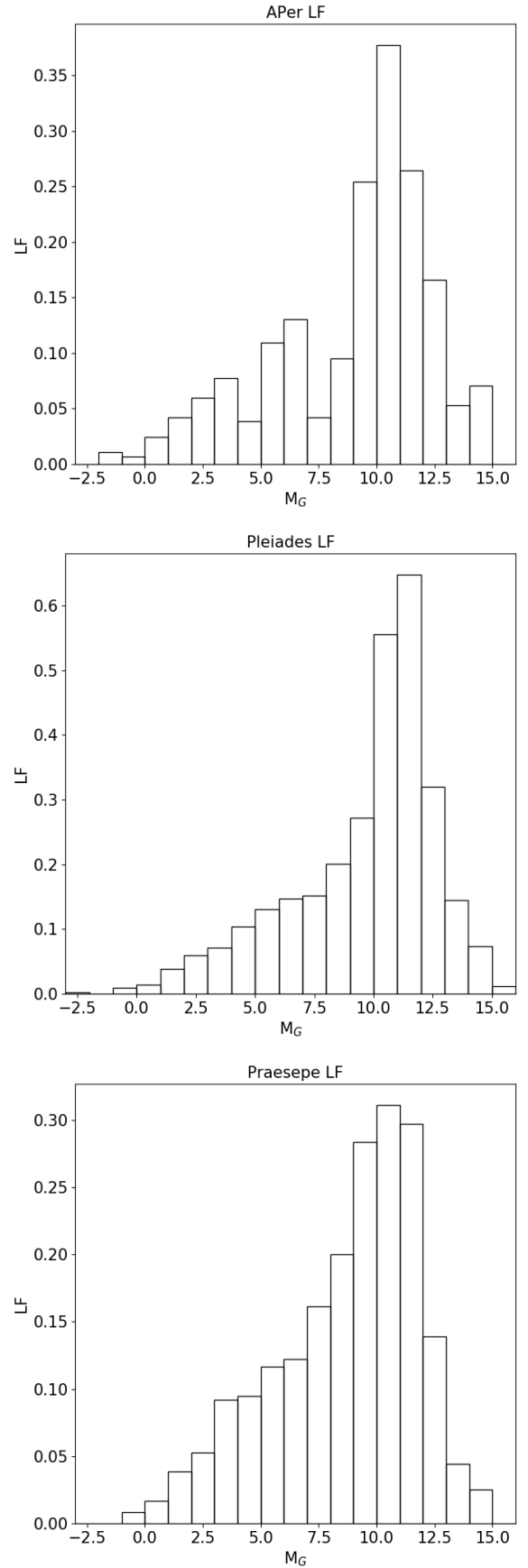


Fig. 3. Luminosity functions, i.e. numbers of objects as a function of absolute G magnitude, within the tidal radius of α Per (bottom), the Pleiades (middle), and Praesepe (top panel). The number of objects is scaled to a volume of one cubic parsec.

² <http://stev.oapd.inaf.it/cgi-bin/cmd>

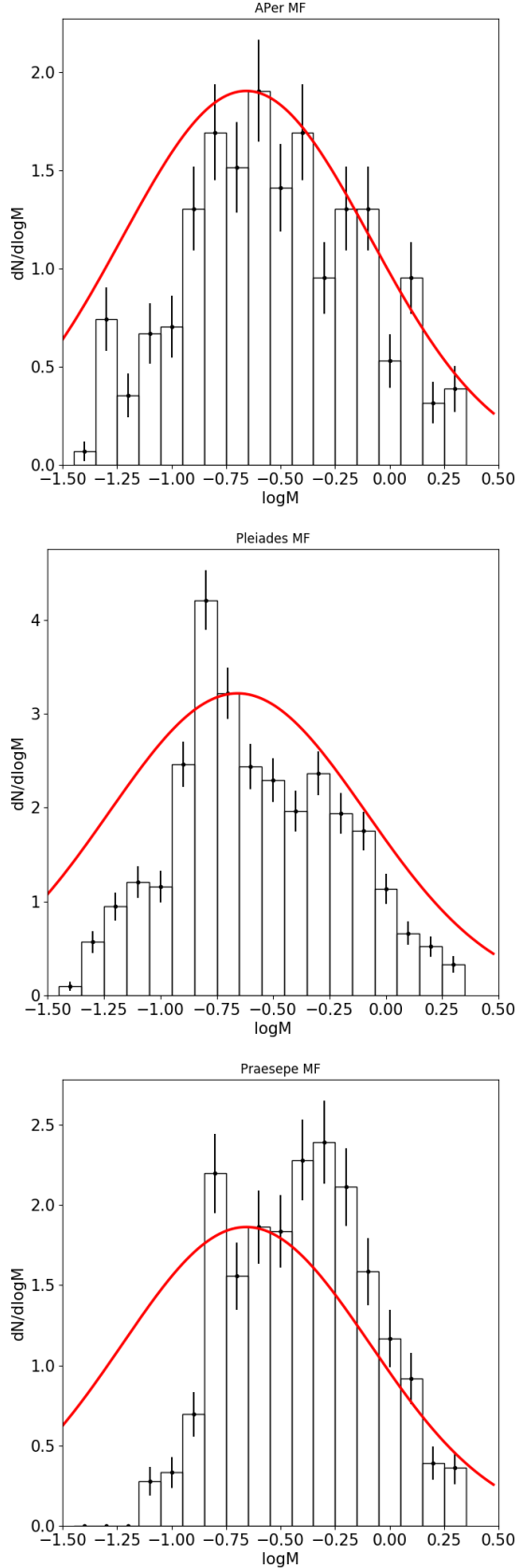


Fig. 4. Mass functions of the α Per (bottom), the Pleiades (middle), and Praesepe (top) clusters scaled to a volume of one cubic parsec and a logMass bin of 0.1 using isochrones of 90 Myr, 125 Myr, and 600 Myr, respectively. Error bars represent the Poisson noise. The field mass function from Chabrier (2003) is overplotted as a thick red line and normalised to the maximum value of the observed mass function at $\sim 0.25 M_{\odot}$.

7. Discussion: 3D maps of the nearest open clusters

In Figure 5 we show the positions in space of all member candidates within the tidal radius of the three clusters (black circles) on top of all candidates within three times the tidal radius (grey dots). The Galactic system is defined as follows: x is the unit vector towards $(\alpha, \delta) = (0, 0)$, y towards $(90^\circ, 0)$, and z towards $\delta = 90^\circ$. We observe that Praesepe is the most dispersed of the three clusters most likely due to its older age. Its members seem to disperse in all three directions in a homogeneous manner in the form of a tidal-tail structure. The Pleiades is well concentrated with about half of its members within the half-mass radius. We detect the presence of a tail-like structure in the (X, Z) direction with an angle of about 30 degrees, extending up to several tens of parsecs from the cluster center, suggesting that the Pleiades is disintegrating and dissipating into the greater stream of the Milky Way (Mädler 1846; Eggen 1975, 1983, 1992, 1995; Dehnen 1998; Liang et al. 2017). In the case of α Per, most of the sources appear concentrated within about 8 pc.

We investigated further this tail-like structure of the Pleiades, selecting all candidates within a radius of 50 pc from the centre of the Pleiades. We found 3390 sources satisfying the kinematic criteria. We observe that the tail extends up to about 30 pc in the direction (X, Z) and further up to 50 pc in the opposite direction $(-X, -Z)$. This structure might be related to the Pleiades stream investigated by many authors but with no significant peculiarity detected in terms of abundances and age at the spectral resolution of RAVE (Radial Velocity Experiment; $R \sim 7500$; Steinmetz et al. 2006), suggesting that it might not be solely the result of cluster disintegration (Famaey et al. 2005, 2008; Antoja et al. 2008; Zhao et al. 2009; Antoja et al. 2012; Kushniruk et al. 2017). A better understanding of the origin of the tail-like structures is important to shed light on the formation of the Pleiades and Praesepe clusters and more generally the dynamical history of the Milky Way.

7.1. Conclusions

We presented updated parameters for three nearby open clusters (α Per, the Pleiades, and Praesepe) as well as a revised census of member candidates within the tidal radius over the full mass range down to the hydrogen-burning limit.

We summarise the main results of our work:

- We derived a mean distance and velocity of 177.68 pc and 28.70 km/s for α Per, 135.15 pc and 32.73 km/s for the Pleiades, and 187.35 pc and 49.18 km/s for Praesepe. We derived the position of the centre of the cluster and its velocity in space for all regions.
- We identified 517, 1248, and 721 member candidates inside the tidal radius of α Per (9.5 pc), the Pleiades (11.6 pc), and Praesepe (10.7 pc), respectively.
- We inferred ages of 132^{+26}_{-27} Myr and 705^{+76}_{-54} Myr from the WD members within the tidal radius of the Pleiades and Praesepe, respectively, taking into account reddening towards the clusters. None of the WDs previously proposed as members of α Per are recovered as kinematic candidates.
- We derived the luminosity and mass functions of the three clusters. We find two peaks at ~ 0.5 and $\sim 0.2 M_{\odot}$ in the mass function of the Pleiades. The mass functions of α Per and Praesepe appear relatively flat in the $0.3\text{--}1.0 M_{\odot}$.
- We calculated the positions in 3D space and find that the members of these three clusters are well concentrated in a

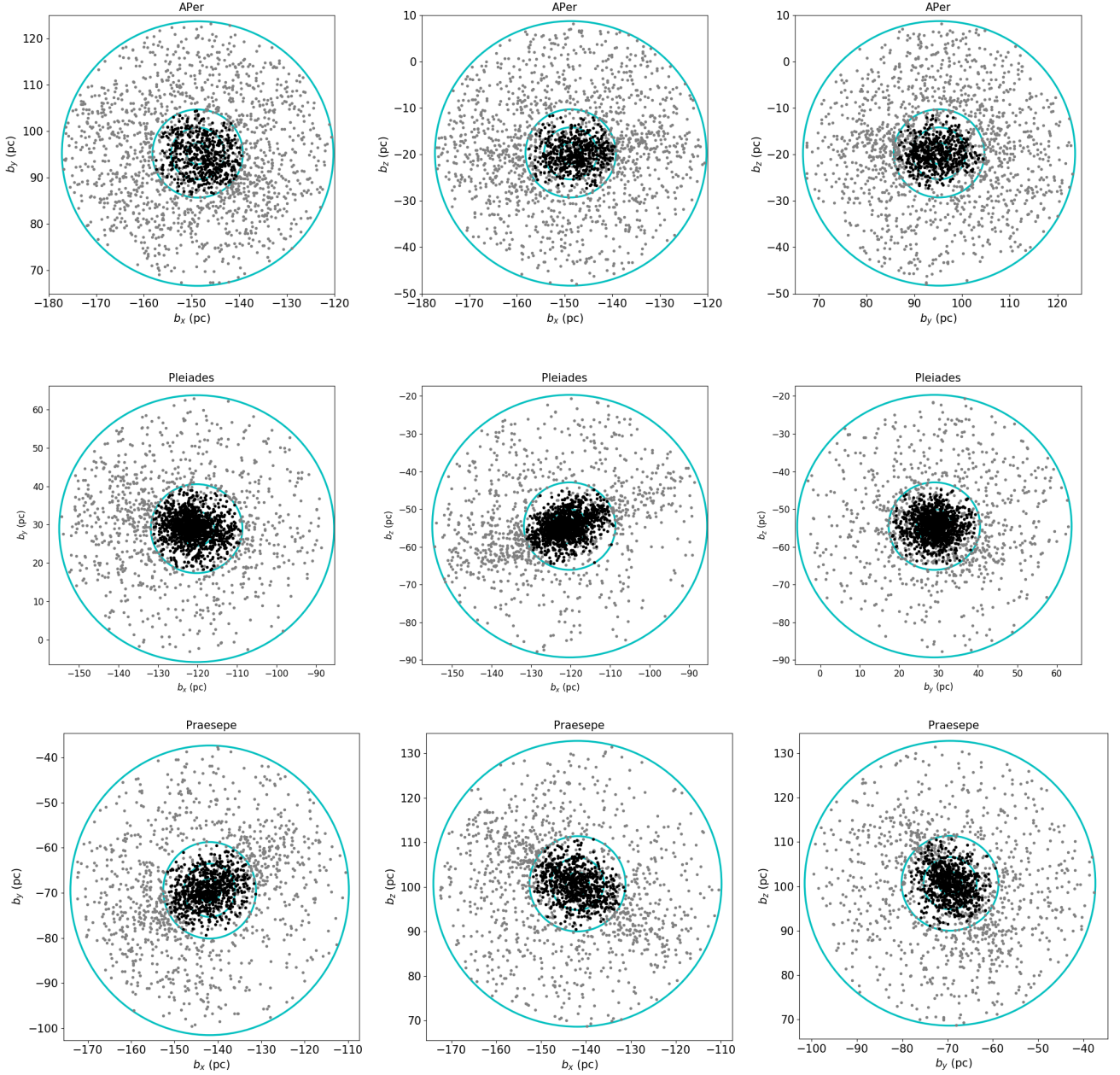


Fig. 5. Positions (b_c in pc) of the α Per (top row), the Pleiades (middle row), and Praesepe (bottom row) stellar and sub-stellar member candidates in space. Overplotted in cyan are different annuli from the cluster to appreciate the distribution and extension of cluster members. Black symbols represent member candidates inside the tidal radius while grey symbols highlight all candidates in our search up to three times the tidal radius.

circular manner. We observe the presence of a tail-like structure along the (X,Z) directions in the case of the Pleiades, suggesting that the cluster might soon dissipate. We also see a tail-like structure in all three directions in the case of Praesepe.

- We will public release through the VizieR database the catalogues of all sources up to three times the tidal radius of the cluster.

Our study has ignored multiplicity over the full mass range. The next *Gaia* release should include information on binaries with some preliminary orbits to study the multiplicity as a function of mass and improve the mass determinations for the members of these three clusters with different ages to derive a more

accurate mass function. The increment in the total mass of the cluster can reach several tens of percent depending on the numbers of binaries and mass ratios, as in Praesepe for example (Khalaj & Baumgardt 2013; Borodina et al. 2019)

Acknowledgements. NL and APG were financially supported by the Spanish Ministry of Economy and Competitiveness (MINECO) under the grants AYA2015-69350-C3-2-P and AYA2015-69350-C3-3-P. RS thanks Pierre Bergeron for having made available, before publication, the WD cooling tracks that include *Gaia* magnitudes. This research has made use of the Simbad and VizieR databases, operated at the centre de Données Astronomiques de Strasbourg (CDS), and of NASA's Astrophysics Data System Bibliographic Services (ADS). This research has also made use of some of the tools developed as part of the Virtual Observatory. This work has made use of data from the European Space Agency (ESA) mission *Gaia* (<https://www.cosmos.esa.int/gaia>),

processed by the *Gaia* Data Processing and Analysis Consortium (DPAC, <https://www.cosmos.esa.int/web/gaia/dpac/consortium>). Funding for the DPAC has been provided by national institutions, in particular the institutions participating in the *Gaia* Multilateral Agreement.

Funding for the Sloan Digital Sky Survey IV has been provided by the Alfred P. Sloan Foundation, the U.S. Department of Energy Office of Science, and the Participating Institutions. SDSS-IV acknowledges support and resources from the Center for High-Performance Computing at the University of Utah. The SDSS web site is www.sdss.org. SDSS-IV is managed by the Astrophysical Research Consortium for the Participating Institutions of the SDSS Collaboration including the Brazilian Participation Group, the Carnegie Institution for Science, Carnegie Mellon University, the Chilean Participation Group, the French Participation Group, Harvard-Smithsonian Center for Astrophysics, Instituto de Astrofísica de Canarias, The Johns Hopkins University, Kavli Institute for the Physics and Mathematics of the Universe (IPMU) / University of Tokyo, Lawrence Berkeley National Laboratory, Leibniz Institut für Astrophysik Potsdam (AIP), Max-Planck-Institut für Astronomie (MPIA Heidelberg), Max-Planck-Institut für Astrophysik (MPA Garching), Max-Planck-Institut für Extraterrestrische Physik (MPE), National Astronomical Observatories of China, New Mexico State University, New York University, University of Notre Dame, Observatório Nacional / MCTI, The Ohio State University, Pennsylvania State University, Shanghai Astronomical Observatory, United Kingdom Participation Group, Universidad Nacional Autónoma de México, University of Arizona, University of Colorado Boulder, University of Oxford, University of Portsmouth, University of Utah, University of Virginia, University of Washington, University of Wisconsin, Vanderbilt University, and Yale University. This publication makes use of data products from the Two Micron All Sky Survey, which is a joint project of the University of Massachusetts and the Infrared Processing and Analysis Center/California Institute of Technology, funded by the National Aeronautics and Space Administration and the National Science Foundation.

The UKIDSS project is defined in Lawrence et al. (2007). UKIDSS uses the UKIRT Wide Field Camera Casali et al. (WFCAM; 2007). The photometric system is described in Hewett et al. (2006), and the calibration is described in Hodgkin et al. (2009). The pipeline processing and science archive are described in Irwin et al. (2009, in prep) and Hambly et al. (2008).

This publication makes use of data products from the Wide-field Infrared Survey Explorer, which is a joint project of the University of California, Los Angeles, and the Jet Propulsion Laboratory/California Institute of Technology, and NEOWISE, which is a project of the Jet Propulsion Laboratory/California Institute of Technology. WISE and NEOWISE are funded by the National Aeronautics and Space Administration.

The Pan-STARRS1 Surveys (PS1) and the PS1 public science archive have been made possible through contributions by the Institute for Astronomy, the University of Hawaii, the Pan-STARRS Project Office, the Max-Planck Society and its participating institutes, the Max Planck Institute for Astronomy, Heidelberg and the Max Planck Institute for Extraterrestrial Physics, Garching, The Johns Hopkins University, Durham University, the University of Edinburgh, the Queen's University Belfast, the Harvard-Smithsonian Center for Astrophysics, the Las Cumbres Observatory Global Telescope Network Incorporated, the National Central University of Taiwan, the Space Telescope Science Institute, the National Aeronautics and Space Administration under Grant No. NNX08AR22G issued through the Planetary Science Division of the NASA Science Mission Directorate, the National Science Foundation Grant No. AST-1238877, the University of Maryland, Eotvos Lorand University (ELTE), the Los Alamos National Laboratory, and the Gordon and Betty Moore Foundation.

References

- Abolfathi, B., Aguado, D. S., Aguilar, G., et al. 2018, *ApJS*, 235, 42
 Abramson, G. 2018, *Research Notes of the American Astronomical Society*, 2, 150
 Adams, F. C. & Myers, P. C. 2001, *ApJ*, 553, 744
 Adams, J. D., Stauffer, J. R., Monet, D. G., Skrutskie, M. F., & Beichman, C. A. 2001, *AJ*, 121, 2053
 Adams, J. D., Stauffer, J. R., Skrutskie, M. F., et al. 2002a, *AJ*, 124, 1570
 Adams, T., Davies, M. B., Jameson, R. F., & Scally, A. 2002b, *MNRAS*, 333, 547
 Allard, F., Homeier, D., & Freytag, B. 2012, *Royal Society of London Philosophical Transactions Series A*, 370, 2765
 An, D., Terndrup, D. M., Pinsonneault, M. H., et al. 2007, *ApJ*, 655, 233
 Antoja, T., Figueras, F., Fernández, D., & Torra, J. 2008, *A&A*, 490, 135
 Antoja, T., Helmi, A., Bienaymé, O., et al. 2012, *MNRAS*, 426, L1
 Arenou, F., Luri, X., Babusiaux, C., et al. 2018, *A&A*, 616, A17
 Artyukhina, N. M. 1966, *Soviet Astronomy*, 43, 132
 Artyukhina, N. M. 1969, *Sov. Astron.*, 12, 987
 Artyukhina, N. M. 1972, *Soviet Astronomy*, 16, 317
 Artyukhina, N. M. 1973, *Sov. Astron.*, 17, 65
 Baker, D. E. A., Jameson, R. F., Casewell, S. L., et al. 2010, *MNRAS*, 408, 2457
 Baraffe, I., Homeier, D., Allard, F., & Chabrier, G. 2015, *A&A*, 577, A42
 Barrado, D., Bouy, H., Bouvier, J., et al. 2016, *A&A*, 596, A113
 Barrado y Navascués, D., Stauffer, J. R., & Jayawardhana, R. 2004, *ApJ*, 614, 386
 Barrado y Navascués, D., Bouvier, J., Stauffer, J. R., Lodieu, N., & McCaughrean, M. J. 2002, *A&A*, 395, 813
 Basri, G., Marcy, G. W., & Graham, J. R. 1996, *ApJ*, 458, 600
 Bergeron, P., Wesemael, F., Dufour, P., et al. 2011, *ApJ*, 737, 28
 Bihain, G., Rebolo, R., Béjar, V. J. S., et al. 2006, *A&A*, 458, 805
 Bihain, G., Rebolo, R., Zapatero Osorio, M. R., Béjar, V. J. S., & Caballero, J. A. 2010, *A&A*, 519, A93
 Boesgaard, A. M. & Friel, E. D. 1990, *ApJ*, 351, 467
 Bolte, M. 1991, *ApJ*, 376, 514
 Bonatto, C., Bica, E., & Girardi, L. 2004, *A&A*, 415, 571
 Borodina, O. I., Seleznev, A. F., Carraro, G., & Danilov, V. M. 2019, *arXiv e-prints*
 Borucki, W. J., Koch, D., Basri, G., et al. 2010, *Science*, 327, 977
 Boudreault, S., Bailer-Jones, C. A. L., Goldman, B., Henning, T., & Caballero, J. A. 2010, *A&A*, 510, A27
 Boudreault, S. & Lodieu, N. 2013, *MNRAS*, 434, 142
 Boudreault, S., Lodieu, N., Deacon, N. R., & Hambly, N. C. 2012, *MNRAS*, 426, 3419
 Bouvier, J., Duchêne, G., Mermilliod, J.-C., & Simon, T. 2001, *A&A*, 375, 989
 Bouvier, J., Matt, S. P., Mohanty, S., et al. 2014, *Protostars and Planets VI*, 433
 Bouvier, J., Stauffer, J. R., Martín, E. L., et al. 1998, *A&A*, 336, 490
 Bouy, H., Bertin, E., Moraux, E., et al. 2013, *A&A*, 554, A101
 Bouy, H., Bertin, E., Sarro, L. M., et al. 2015, *A&A*, 577, A148
 Brandt, T. D. & Huang, C. X. 2015a, *ApJ*, 807, 58
 Brandt, T. D. & Huang, C. X. 2015b, *ApJ*, 807, 24
 Bressan, A., Marigo, P., Girardi, L., et al. 2012, *MNRAS*, 427, 127
 Casali, M., Adamson, A., Alves de Oliveira, C., et al. 2007, *A&A*, 467, 777
 Casewell, S. L., Dobbie, P. D., Geier, S., Lodieu, N., & Hambly, N. C. 2015, *MNRAS*, 451, 4259
 Casewell, S. L., Dobbie, P. D., Hodgkin, S. T., et al. 2007, *MNRAS*, 378, 1131
 Casewell, S. L., Dobbie, P. D., Napiwotzki, R., et al. 2009, *MNRAS*, 395, 1795
 Casewell, S. L., Jameson, R. F., Burleigh, M. R., et al. 2011, *MNRAS*, 412, 2071
 Chabrier, G. 2003, *PASP*, 115, 763
 Chabrier, G. 2005, in *Astrophysics and Space Science Library*, Vol. 327, The Initial Mass Function 50 Years Later, ed. E. Corbelli, F. Palla, & H. Zinnecker, 41
 Chabrier, G. & Baraffe, I. 2000, *ARA&A*, 38, 337
 Chambers, K. C., Magnier, E. A., Metcalfe, N., & 103 co-authors. 2016, *ApJ*
 Chappelle, R. J., Pinfield, D. J., Steele, I. A., Dobbie, P. D., & Magazzù, A. 2005, *MNRAS*, 361, 1323
 Converse, J. M. & Stahler, S. W. 2008, *ApJ*, 678, 431
 Converse, J. M. & Stahler, S. W. 2010, *MNRAS*, 405, 666
 Cossburn, M. R., Hodgkin, S. T., Jameson, R. F., & Pinfield, D. J. 1997, *MNRAS*, 288, L23
 Crawford, D. L. & Barnes, J. V. 1969, *AJ*, 74, 818
 Crawford, D. L. & Barnes, J. V. 1974, *AJ*, 79, 687
 Cummings, J. D., Deliyannis, C. P., Maderak, R. M., & Steinhauer, A. 2017, *AJ*, 153, 128
 Cutri, R. M. & et al. 2014, *VizieR Online Data Catalog*, 2328, 0
 Cutri, R. M., Skrutskie, M. F., van Dyk, S., et al. 2003, *2MASS All Sky Catalog of point sources*, 2246
 Dahm, S. E. 2015, *ApJ*, 813, 108
 David, T. J., Conroy, K. E., Hillenbrand, L. A., et al. 2016a, *AJ*, 151, 112
 David, T. J. & Hillenbrand, L. A. 2015, *ApJ*, 804, 146
 David, T. J., Hillenbrand, L. A., Cody, A. M., Carpenter, J. M., & Howard, A. W. 2016b, *ApJ*, 816, 21
 David, T. J., Hillenbrand, L. A., Petigura, E. A., et al. 2016c, *Nat*, 534, 658
 David, T. J., Stauffer, J., Hillenbrand, L. A., et al. 2015, *ApJ*, 814, 62
 Deacon, N. R. & Hambly, N. C. 2004, *A&A*, 416, 125
 Dehnen, W. 1998, *AJ*, 115, 2384
 Delorme, P., Collier Cameron, A., Hebb, L., et al. 2011, *MNRAS*, 413, 2218
 Dobbie, P. D., Napiwotzki, R., Burleigh, M. R., et al. 2006, *MNRAS*, 369, 383
 Dobbie, P. D., Pinfield, D. J., Jameson, R. F., & Hodgkin, S. T. 2002, *MNRAS*, 335, L79
 Dobbie, P. D., Pinfield, D. J., Napiwotzki, R., et al. 2004, *MNRAS*, 355, L39
 Douglas, S. T., Agüeros, M. A., Covey, K. R., et al. 2016, *ApJ*, 822, 47
 Douglas, S. T., Agüeros, M. A., Covey, K. R., & Kraus, A. 2017, *ApJ*, 842, 83
 Eggen, O. J. 1975, *PASP*, 87, 37
 Eggen, O. J. 1983, *MNRAS*, 204, 391
 Eggen, O. J. 1992, *AJ*, 103, 1302

- Eggen, O. J. 1995, *AJ*, 110, 1749
 Eggen, O. J. & Greenstein, J. L. 1965, *ApJ*, 141, 83
 Eichhorn, H., Googe, W. D., Lukac, C. F., & Murphy, J. K. 1970, *MNRAS*, 73, 125
 El-Badry, K., Rix, H.-W., & Weisz, D. R. 2018, *ApJL*, 860, L17
 Evans, D. W., Riello, M., De Angeli, F., et al. 2018, *ArXiv e-prints*
 Famaey, B., Jorissen, A., Luri, X., et al. 2005, *A&A*, 430, 165
 Famaey, B., Siebert, A., & Jorissen, A. 2008, *A&A*, 483, 453
 Festin, L. 1998, *A&A*, 333, 497
 Fossati, L., Bagnulo, S., Landstreet, J., et al. 2008, *A&A*, 483, 891
 Franciosi, E., Randich, S., & Pallavicini, R. 2003, *A&A*, 405, 551
 Fresneau, A. 1980, *AJ*, 85, 66
 Gaia Collaboration, Babusiaux, C., van Leeuwen, F., et al. 2018a, *A&A*, 616, A10
 Gaia Collaboration, Brown, A. G. A., Vallenari, A., et al. 2018b, *ArXiv e-prints*
 Gaia Collaboration, Prusti, T., de Bruijne, J. H. J., et al. 2016, *A&A*, 595, A1
 Gatewood, G. & de Jonge, J. K. 1994, *ApJ*, 428, 166
 Gatewood, G., de Jonge, J. K., & Han, I. 2000, *ApJ*, 533, 938
 Gillen, E., Hillenbrand, L. A., David, T. J., et al. 2017, *ApJ*, 849, 11
 González-García, B. M., Zapatero Osorio, M. R., Béjar, V. J. S., et al. 2006, *A&A*, 460, 799
 Gossage, S., Conroy, C., Dotter, A., et al. 2018, *ApJ*, 863, 67
 Hambly, N. C., Collins, R. S., Cross, N. J. G., et al. 2008, *MNRAS*, 384, 637
 Hambly, N. C., Cropper, M., Boudreault, S., et al. 2018, *ArXiv e-prints*
 Hambly, N. C., Hawkins, M. R. S., & Jameson, R. F. 1993, *A&AS*, 100, 607
 Hambly, N. C., Hodgkin, S. T., Cossburn, M. R., & Jameson, R. F. 1999, *MNRAS*, 303, 835
 Hambly, N. C., Steele, I. A., Hawkins, M. R. S., & Jameson, R. F. 1995, *MNRAS*, 273, 505
 Han, Z., Podsiadlowski, P., Maxted, P. F. L., Marsh, T. R., & Ivanova, N. 2002, *MNRAS*, 336, 449
 Haro, G., Chavira, E., & Gonzalez, G. 1982, *Boletín del Instituto de Tonantzintla*, 3, 3
 Hauck, B. 1981, *A&A*, 99, 207
 Heckmann, O., Dieckvoss, W., & Kox, H. 1956, *Astron. Nachr.*, 283, 109
 Hertzsprung, E. 1947, *Annalen van de Sterrewacht te Leiden*, 19, A1
 Hewett, P. C., Warren, S. J., Leggett, S. K., & Hodgkin, S. T. 2006, *MNRAS*, 367, 454
 Hillenbrand, L. A., Zhang, C., Riddle, R. L., et al. 2018, *AJ*, 155, 51
 Hodgkin, S. T., Irwin, M. J., Hewett, P. C., & Warren, S. J. 2009, *MNRAS*, 394, 675
 Hodgkin, S. T., Pinfield, D. J., Jameson, R. F., et al. 1999, *MNRAS*, 310, 87
 Howell, S. B., Sobek, C., Haas, M., et al. 2014, *PASP*, 126, 398
 Jameson, R. F., Dobbie, P. D., Hodgkin, S. T., & Pinfield, D. J. 2002, *MNRAS*, 335, 853
 Jameson, R. F. & Skillen, I. 1989, *MNRAS*, 239, 247
 Johnson, H. L. 1952, *ApJ*, 116, 640
 Johnson, H. L. 1957, *ApJ*, 126, 121
 Jones, B. F. 1973, *A&AS*, 9, 313
 Jones, B. F. 1981, *AJ*, 86, 290
 Jones, B. F. & Cudworth, K. 1983, *AJ*, 88, 215
 Jones, B. F. & Stauffer, J. R. 1991, *AJ*, 102, 1080
 Kaiser, N., Aussel, H., Burke, B. E., et al. 2002, in *Society of Photo-Optical Instrumentation Engineers (SPIE) Conference Series*, Vol. 4836, *Survey and Other Telescope Technologies and Discoveries*, ed. J. A. Tyson & S. Wolff, 154–164
 Khalaj, P. & Baumgardt, H. 2013, *MNRAS*, 434, 3236
 Kharchenko, N. V., Piskunov, A. E., Röser, S., Schilbach, E., & Scholz, R.-D. 2005, *A&A*, 438, 1163
 King, J. R. & Hiltgen, D. R. 1996, *PASP*, 108, 246
 Klein Wassink, W. J. 1924, *Bulletin of the Astronomical Institutes of the Netherlands*, 2, 183
 Klein Wassink, W. J. 1927, *Publications of the Kapteyn Astronomical Laboratory Groningen*, 41, 1
 Kraft, R. P. 1966, *AJ*, 71, 861
 Kraus, A. L., Cody, A. M., Covey, K. R., et al. 2015, *ApJ*, 807, 3
 Kraus, A. L., Douglas, S. T., Mann, A. W., et al. 2017, *ApJ*, 845, 72
 Kraus, A. L. & Hillenbrand, L. A. 2007, *AJ*, 134, 2340
 Kroupa, P. 2001, *MNRAS*, 322, 231
 Kushniruk, I., Schirmer, T., & Bensby, T. 2017, *A&A*, 608, A73
 Lada, C. J. & Lada, E. A. 2003, *ARA&A*, 41, 57
 Lawrence, A., Warren, S. J., Almaini, O., et al. 2007, *MNRAS*, 379, 1599
 Lee, S.-W., Sung, H., & Cho, D.-H. 1997, *Journal of Korean Astronomical Society*, 30, 181
 Liang, X. L., Zhao, J. K., Oswalt, T. D., et al. 2017, *ApJ*, 844, 152
 Libralato, M., Bedin, L. R., Nardiello, D., & Piotto, G. 2016a, *MNRAS*, 456, 1137
 Libralato, M., Nardiello, D., Bedin, L. R., et al. 2016b, *MNRAS*, 463, 1780
 Lindegren, L. 2018, *gAIA-C3-TN-LU-LL-124*
 Lindegren, L., Hernández, J., Bombrun, A., et al. 2018, *A&A*, 616, A2
 Liu, T., Janes, K. A., & Bania, T. M. 1991, *ApJ*, 377, 141
 Lodieu, N., Burgasser, A. J., Pavlenko, Y., & Rebolo, R. 2015, *A&A*, 579, A58
 Lodieu, N., Deacon, N. R., & Hambly, N. C. 2012a, *MNRAS*, 2699
 Lodieu, N., Deacon, N. R., Hambly, N. C., & Boudreault, S. 2012b, *MNRAS*, 426, 3403
 Lodieu, N., Dobbie, P. D., Deacon, N. R., et al. 2007, *MNRAS*, 380, 712
 Lodieu, N., McCaughrean, M. J., Barrado Y Navascués, D., Bouvier, J., & Stauffer, J. R. 2005, *A&A*, 436, 853
 Lodieu, N., Smart, R. L., Perez-Garrido, A., & Silvotti, R. 2019, *A&A*
 Luri, X., Brown, A. G. A., Sarro, L. M., et al. 2018, *A&A*, 616, A9
 Lynga, G. 1981, *Astronomical Data Center Bulletin*, 1, 90
 Mädler, J. H. 1846, *Astron. Nachr.*, 24, 213
 Makarov, V. V. 2006, *AJ*, 131, 2967
 Mann, A. W., Gaidos, E., Mace, G. N., et al. 2016a, *ApJ*, 818, 46
 Mann, A. W., Gaidos, E., Vanderburg, A., et al. 2017, *AJ*, 153, 64
 Mann, A. W., Newton, E. R., Rizzuto, A. C., et al. 2016b, *AJ*, 152, 61
 Mann, A. W., Vanderburg, A., Rizzuto, A. C., et al. 2018, *AJ*, 155, 4
 Marigo, P., Bressan, A., Nanni, A., Girardi, L., & Pumo, M. L. 2013, *MNRAS*, 434, 488
 Marigo, P., Girardi, L., Bressan, A., et al. 2008, *A&A*, 482, 883
 Marigo, P., Girardi, L., Bressan, A., et al. 2017, *ApJ*, 835, 77
 Martín, E. L., Zapatero Osorio, M. R., & Rebolo, R. 1998, in *ASP Conf. Ser.* 134: “Brown Dwarfs and Extrasolar Planets”, eds. R. Rebolo, E. L. Martín, and M. R. Zapatero Osorio, p. 507
 Mayne, N. J. & Naylor, T. 2008, *MNRAS*, 386, 261
 Mazzei, P. & Pigatto, L. 1989, *A&A*, 213, L1
 Melis, C., Reid, M. J., Mioduszewski, A. J., Stauffer, J. R., & Bower, G. C. 2014, *Science*, 345, 1029
 Mermilliod, J. C. 1981, *A&A*, 97, 235
 Mermilliod, J.-C., Bratschi, P., & Mayor, M. 1997, *A&A*, 320, 74
 Mermilliod, J.-C., Duquennoy, A., & Mayor, M. 1994, *A&A*, 283, 515
 Mermilliod, J. C. & Mayor, M. 1999, *A&A*, 352, 479
 Mermilliod, J. C., Queloz, D., & Mayor, M. 2008, *A&A*, 488, 409
 Mermilliod, J.-C., Weis, E. W., Duquennoy, A., & Mayor, M. 1990, *A&A*, 235, 114
 Meynet, G., Mermilliod, J., & Maeder, A. 1993, *A&AS*, 98, 477
 Miller, G. E. & Scalo, J. M. 1979, *ApJS*, 41, 513
 Mitchell, R. I. 1960, *ApJ*, 132, 68
 Moraux, E., Bouvier, J., & Stauffer, J. R. 2001, *A&A*, 367, 211
 Moraux, E., Bouvier, J., Stauffer, J. R., & Cuillandre, J.-C. 2003, *A&A*, 400, 891
 Morgan, W. W., Hiltner, W. A., & Garrison, R. F. 1971, *AJ*, 76, 242
 Nardiello, D., Bedin, L. R., Nascimbeni, V., et al. 2015, *MNRAS*, 447, 3536
 Nardiello, D., Libralato, M., Bedin, L. R., et al. 2016, *MNRAS*, 455, 2337
 Niederhofer, F., Georgy, C., Bastian, N., & Ekström, S. 2015, *MNRAS*, 453, 2070
 O’dell, M. A., Hendry, M. A., & Collier Cameron, A. 1994, *MNRAS*, 268, 181
 Olivares, J., Moraux, E., Sarro, L. M., et al. 2018, *A&A*, 612, A70
 Pace, G., Pasquini, L., & François, P. 2008, *A&A*, 489, 403
 Parmentier, G., Pfalzner, S., & Grebel, E. K. 2014, *ApJ*, 791, 132
 Patience, J., Ghez, A. M., Reid, I. N., & Matthews, K. 2002, *AJ*, 123, 1570
 Perryman, M. A. C., Brown, A. G. A., Lebreton, Y., et al. 1998, *A&A*, 331, 81
 Petrie, R. M. & Heard, J. F. 1969, *Publications of the Dominion Astrophysical Observatory Victoria*, 13, 329
 Petrie, R. M. & Heard, J. F. 1970, *Publications of the Dominion Astrophysical Observatory Victoria*, 13, 329
 Pinfield, D. J., Dobbie, P. D., Jameson, R. F., et al. 2003, *MNRAS*, 342, 1241
 Pinfield, D. J., Hodgkin, S. T., Jameson, R. F., et al. 2000, *MNRAS*, 313, 347
 Pinfield, D. J., Hodgkin, S. T., Jameson, R. F., Cossburn, M. R., & von Hippel, T. 1997, *MNRAS*, 287, 180
 Pinfield, D. J., Jameson, R. F., & Hodgkin, S. T. 1998, *MNRAS*, 299, 955
 Pinsonneault, M. H., Stauffer, J., Soderblom, D. R., King, J. R., & Hanson, R. B. 1998, *ApJ*, 504, 170
 Piskunov, A. E., Kharchenko, N. V., Röser, S., Schilbach, E., & Scholz, R.-D. 2006, *A&A*, 445, 545
 Plummer, H. C. 1915, *MNRAS*, 76, 107
 Prosser, C. F. 1992, *AJ*, 103, 488
 Prosser, C. F. 1994, *AJ*, 107, 1422
 Prosser, C. F., Randich, S., Stauffer, J. R., Schmitt, J. H. M. M., & Simon, T. 1996, *AJ*, 112, 1570
 Prosser, C. P. & Randich, S. 1998, *AN*, 319, 201
 Prosser, C. P., Randich, S., & Simon, T. 1998, *AN*, 319, 215
 Raboud, D. & Mermilliod, J.-C. 1998, *A&A*, 329, 101
 Randich, S. & Schmitt, J. H. M. M. 1995, *A&A*, 298, 115
 Rebull, L. M., Stauffer, J. R., Bouvier, J., et al. 2016, *AJ*, 152, 114
 Rebull, L. M., Stauffer, J. R., Hillenbrand, L. A., et al. 2017, *ApJ*
 Riello, M., De Angeli, F., Evans, D. W., et al. 2018, *ArXiv e-prints*

- Robichon, N., Arenou, F., Mermilliod, J.-C., & Turon, C. 1999, *A&A*, 345, 471
- Rosenfield, P., Marigo, P., Girardi, L., et al. 2016, *ApJ*, 822, 73
- Röser, S., Schilbach, E., Piskunov, A. E., Kharchenko, N. V., & Scholz, R.-D. 2011, *A&A*, 531, A92
- Salaris, M. & Bedin, L. R. 2019, *MNRAS*, 483, 3098
- Salaris, M., Weiss, A., & Percival, S. M. 2004, *A&A*, 414, 163
- Salpeter, E. E. 1955, *ApJ*, 121, 161
- Sarro, L. M., Bouy, H., Berihuete, A., et al. 2014, *A&A*, 563, A45
- Scalo, J. M. 1986, *Fundamentals of Cosmic Physics*, 11, 1
- Simons, D. A. & Becklin, E. E. 1992, *ApJ*, 390, 431
- Skrutskie, M. F., Cutri, R. M., Stiening, R., et al. 2006, *AJ*, 131, 1163
- Smart, R. L., Marocco, F., Sarro, L. M., et al. 2019, *A&A*
- Soderblom, D. R., King, J. R., Hanson, R. B., et al. 1998, *ApJ*, 504, 192
- Soderblom, D. R., Nelan, E., Benedict, G. F., et al. 2005, *AJ*, 129, 1616
- Southworth, J., Maxted, P. F. L., & Smalley, B. 2005, *A&A*, 429, 645
- Stauffer, J., Hamilton, D., Probst, R., Rieke, G., & Mateo, M. 1989a, *ApJL*, 344, L21
- Stauffer, J., Klemola, A., Prosser, C., & Probst, R. 1991, *AJ*, 101, 980
- Stauffer, J., Rebull, L., Bouvier, J., et al. 2016, *AJ*, 152, 115
- Stauffer, J. R. 1982, *AJ*, 87, 1507
- Stauffer, J. R. 1984, *ApJ*, 280, 189
- Stauffer, J. R., Barrado y Navascués, D., Bouvier, J., et al. 1999, *ApJ*, 527, 219
- Stauffer, J. R., Hamilton, D., & Probst, R. G. 1994, *AJ*, 108, 155
- Stauffer, J. R., Hartmann, L. W., Burnham, J. N., & Jones, B. F. 1985, *ApJ*, 289, 247
- Stauffer, J. R., Hartmann, L. W., Fazio, G. G., et al. 2007, *ApJS*, 172, 663
- Stauffer, J. R., Hartmann, L. W., & Jones, B. F. 1989b, *ApJ*, 346, 160
- Stauffer, J. R., Schild, R., Barrado y Navascués, D., et al. 1998a, *ApJ*, 504, 805
- Stauffer, J. R., Schultz, G., & Kirkpatrick, J. D. 1998b, *ApJL*, 499, 199
- Steinmetz, M., Zwitter, T., Siebert, A., et al. 2006, *AJ*, 132, 1645
- Tang, J., Bressan, A., Rosenfield, P., et al. 2014, *MNRAS*, 445, 4287
- Tremblay, P.-E., Ludwig, H.-G., Steffen, M., Bergeron, P., & Freytag, B. 2011, *A&A*, 531, L19
- Trumpler, R. J. 1921, *Lick Observatory Bulletin*, 10, 110
- Turner, D. G. 1979, *PASP*, 91, 642
- Ugoren, A. R., Weis, E. W., & Deluca, E. E. 1979, *AJ*, 84, 1586
- van Leeuwen, F. 1999, *A&A*, 341, L71
- van Leeuwen, F. 2009, *A&A*, 497, 209
- van Leeuwen, F., Alphenaar, P., & Brand, J. 1986, *A&AS*, 65, 309
- van Leeuwen, F. & Hansen Ruiz, C. S. 1997, in *ESA Special Publication*, Vol. 402, *Hipparcos - Venice '97*, ed. R. M. Bonnet, E. Høg, P. L. Bernacca, L. Emiliani, A. Blaauw, C. Turon, J. Kovalevsky, L. Lindegren, H. Hassan, M. Bouffard, B. Strim, D. Heger, M. A. C. Perryman, & L. Woltjer, 689–692
- Vandenberg, D. A. & Bridges, T. J. 1984, *ApJ*, 278, 679
- Wang, P. F., Chen, W. P., Lin, C. C., et al. 2014, *ApJ*, 784, 57
- Wang, W., Boudreault, S., Goldman, B., et al. 2011, *A&A*, 531, A164
- Weis, E. W. 1981, *PASP*, 93, 437
- Williams, S. D., Stauffer, J. R., Prosser, C. F., & Herter, T. 1994, *PASP*, 106, 817
- Williams, D. M., Boyle, R. P., Morgan, W. T., et al. 1996, *ApJ*, 464, 238
- Wright, E. L., Eisenhardt, P. R. M., Mainzer, A. K., et al. 2010, *AJ*, 140, 1868
- Zapatero Osorio, M. R., Béjar, V. J. S., Lodieu, N., & Manjavacas, E. 2018, *MNRAS*, 475, 139
- Zapatero Osorio, M. R., Béjar, V. J. S., Martín, E. L., et al. 2014a, *A&A*, 572, A67
- Zapatero Osorio, M. R., Gálvez Ortiz, M. C., Bihain, G., et al. 2014b, *A&A*, 568, A77
- Zapatero Osorio, M. R., Martín, E. L., & Rebolo, R. 1997a, *A&A*, 323, 105
- Zapatero Osorio, M. R., Rebolo, R., & Martín, E. L. 1997b, *A&A*, 317, 164
- Zapatero Osorio, M. R., Rebolo, R., Martín, E. L., et al. 1997c, *ApJL*, 491, L81
- Zapatero Osorio, M. R., Rebolo, R., Martín, E. L., et al. 1999, *A&AS*, 134, 537
- Zhao, J., Zhao, G., & Chen, Y. 2009, *ApJL*, 692, L113

Appendix A: Tables and diagrams for α Per

We plan to make public via CDS/Vizier the full table of α Per candidate members after applying the kinematic analysis described in Sect. 4. The full catalogue contains 2041 sources within 28.5 pc (three times the size of the tidal radius) with *Gaia* DR2 data and photometry from several large-scale survey. Below we show a subset with a limited numbers of columns for space reasons, including source identifiers, coordinates, proper motions, parallaxes, and G magnitudes.

Appendix B: Tables and diagrams for Pleiades

We plan to make public via CDS/Vizier the full table of Pleiades candidate members after applying the kinematic analysis described in Sect. 4. The full catalogue contains 2195 sources located within three times the tidal radius (34.8 pc) with *Gaia* DR2 data and photometry from several large-scale survey. Below we show a subset with a limited numbers of columns for space reasons, including source identifiers, coordinates, proper motions, parallaxes, and G magnitudes.

Appendix C: Tables and diagrams for Praesepe

We plan to make public via CDS/Vizier the full table of Praesepe candidate members after applying the kinematic analysis described in Sect. 4. The full catalogue contains 1847 sources located within three times the tidal radius with *Gaia* DR2 data and photometry from several large-scale survey. Below we show a subset with a limited numbers of columns for space reasons, including source identifiers, coordinates, proper motions, parallaxes, and G magnitudes.

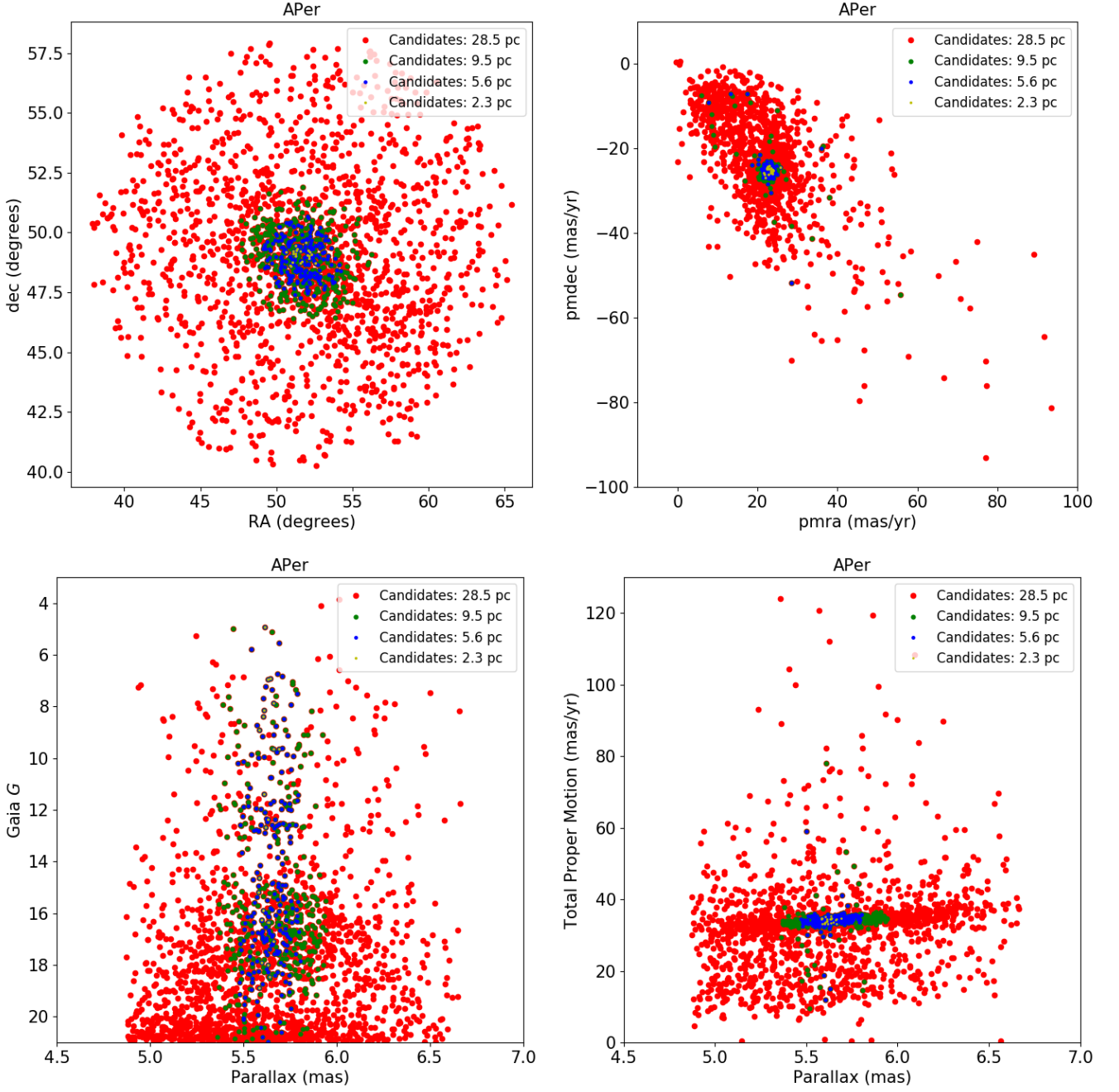


Fig. A.1. *Top left:* (RA,dec) diagram showing the position of α Per member candidates. Samples at different distances from the cluster centre are highlighted with distinct colours and sizes. *Top right:* Vector point diagram. *Bottom left:* Gaia magnitude vs parallax. *Bottom right:* Total proper motion as a function parallax.

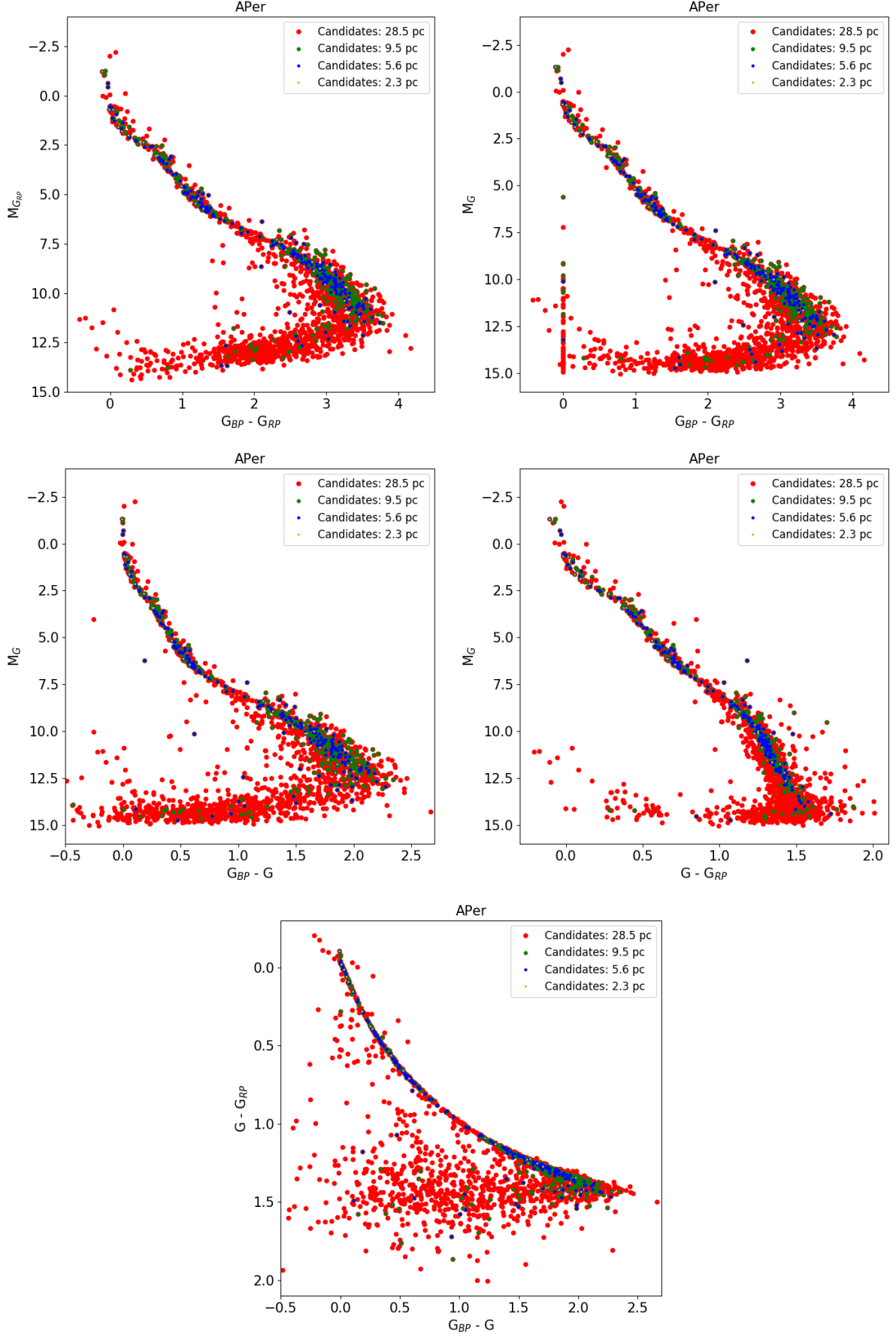


Fig. A.2. Colour-magnitude (top and middle rows) and colour-colour (bottom panel) diagrams with *Gaia* photometry only for all α Per candidates within a radius up to 28.5 degrees from the cluster centre. We added as small grey dots the full *Gaia* catalogue in a large region around α Per.

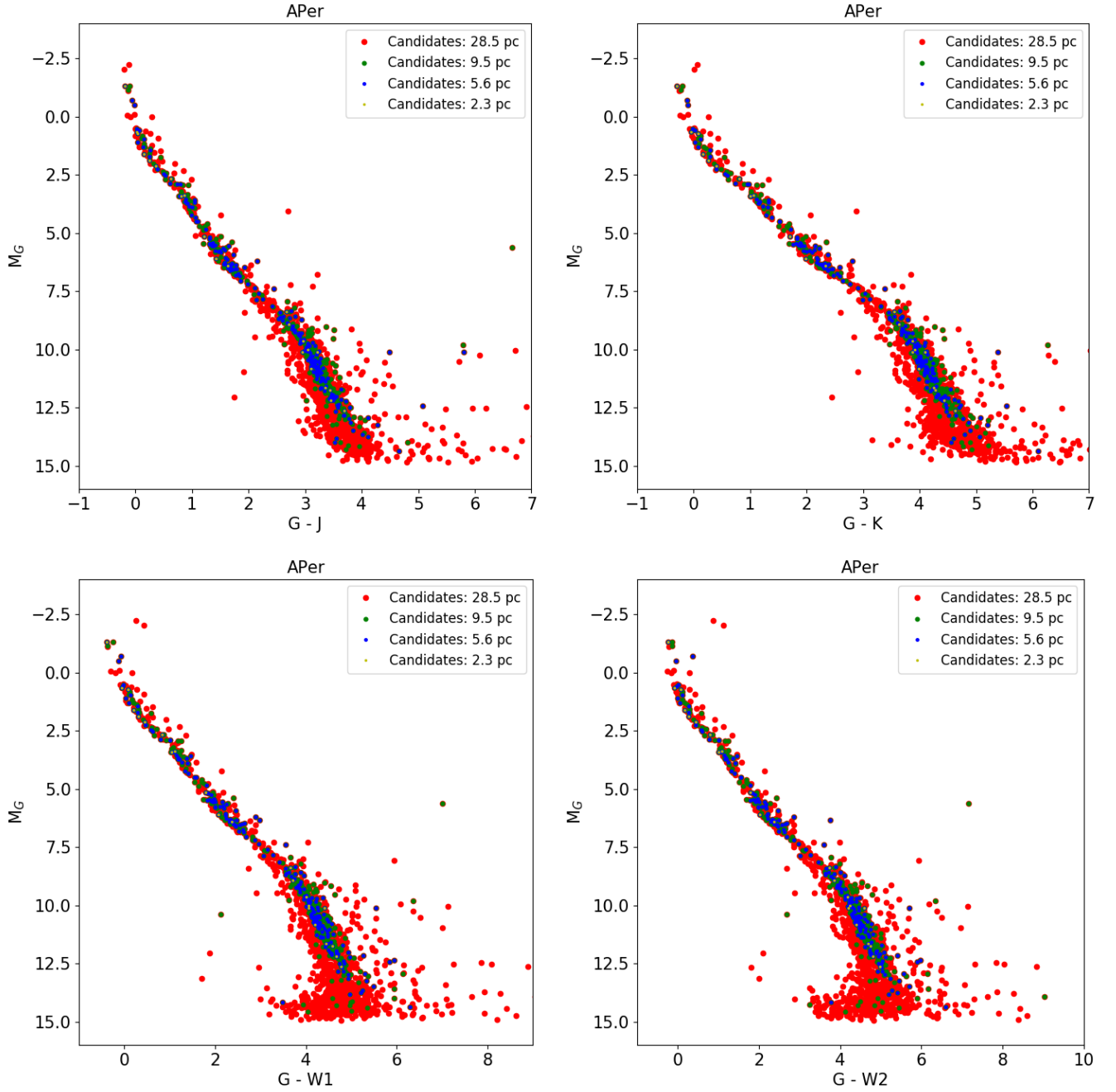


Fig. A.3. Colour-magnitude diagrams for α Per combining the *Gaia* magnitude with infrared photometry from 2MASS ($J + K_s$) and AllWISE ($W1 + W2$). Symbols are as in Fig. A.2.

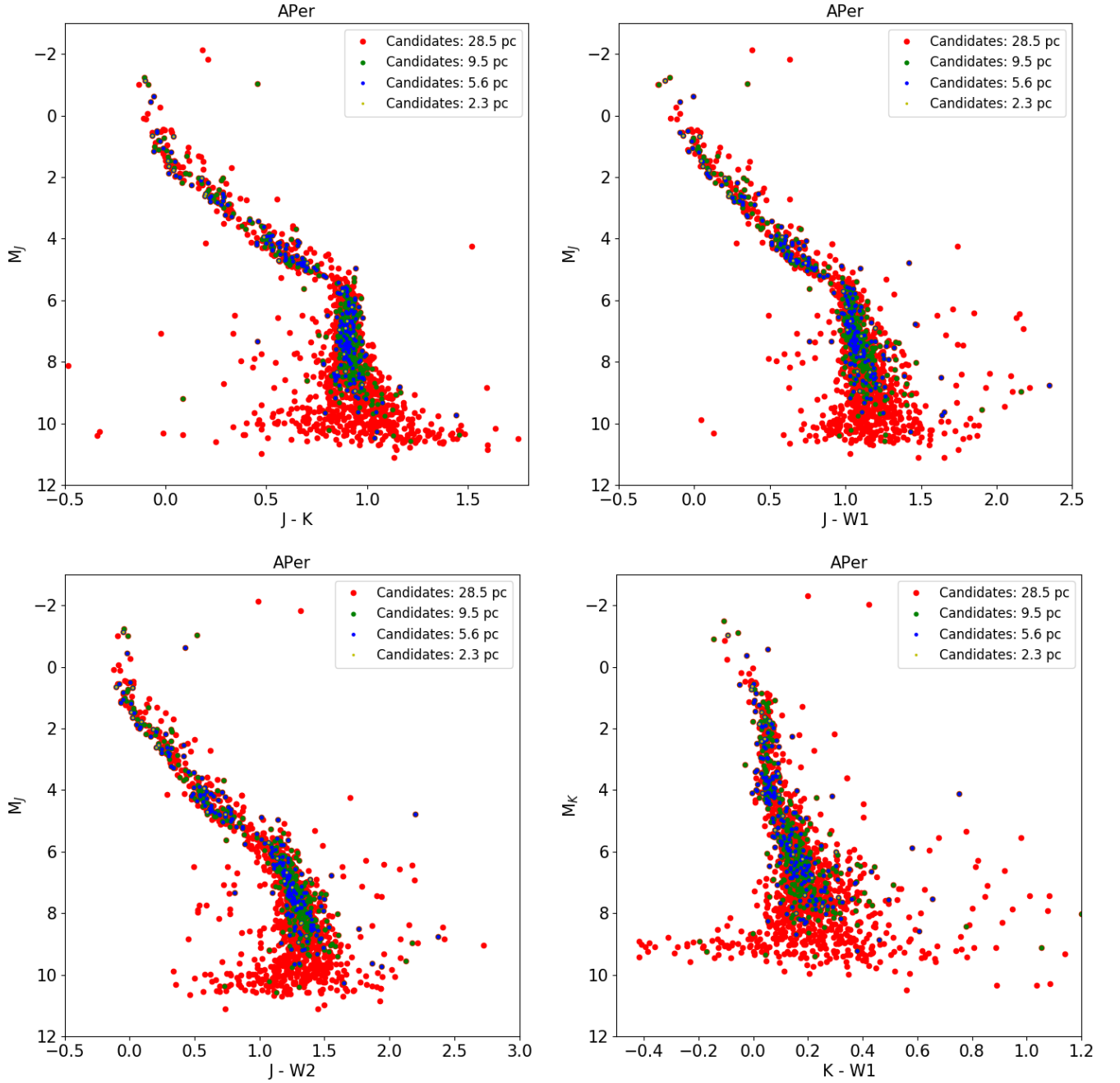


Fig. A.4. Colour-magnitude diagrams for α Per with non-*Gaia* photometric passbands. Symbols are as in Fig. A.2.

Table A.1. Catalogue of α Per member candidates located within the tidal radius of the cluster. We list only a subsample of member candidates. The full table will be made public electronically at the Vizier website.

SourceID	RA	DEC	pmRA	pmDEC	Plx	G	b_x	b_y	b_z	v_x	v_y	v_z	d_centre	c	Mass	RV
	degrees	degrees	mas/yr	mas/yr	mas	mag	pc	pc	pc	km s ⁻¹	km s ⁻¹	km s ⁻¹	pc		M _☉	km s ⁻¹
455075360092433920	34.813289504406	52.493073691625	27.646	-19.901	5.846	16.533	-122.27	117.16	-24.09	—	—	—	0.387	34.644	0.286	—
455037048980464896	35.010252041682	52.664085343922	18.664	-20.069	5.650	20.310	-126.70	121.17	-24.31	—	—	—	13.402	34.346	0.058	—
355242590505237888	35.095645199238	48.516677205487	27.676	-19.837	5.940	15.840	-122.03	110.78	-34.36	—	—	—	1.227	34.172	0.391	—
355343947436467200	35.202350494471	49.437643095842	36.234	-24.237	5.819	17.689	-124.45	113.99	-32.46	—	—	—	19.035	33.215	0.168	—
355706893648353280	35.216075974941	50.602272518113	15.200	-8.305	5.782	19.424	-124.88	115.99	-29.41	—	—	—	13.275	33.071	0.075	—
354025942235087872	35.272857635410	47.078048854761	22.771	-2.507	5.072	20.892	-143.60	127.53	-44.64	—	—	—	13.241	41.109	0.049	—
...
257580321299859968	68.322204619080	48.021785586470	20.927	-27.332	5.885	17.712	-155.67	68.12	0.25	—	—	—	5.921	34.384	0.167	—
258437635428197632	68.330791212726	48.879728011747	22.456	-24.707	5.881	20.040	-155.00	69.86	2.00	—	—	—	6.117	33.992	0.062	—
257268682770968960	68.353707068218	46.624841369087	17.959	-31.619	5.857	17.395	-157.60	65.59	-2.53	—	—	—	2.246	35.395	0.188	—
271026936190122112	68.428008586545	51.372991304681	6.104	-10.112	5.522	20.742	-162.55	79.45	7.62	—	—	—	10.021	34.489	'''	—
271250446285756928	68.529601743168	52.049391468516	22.941	-38.325	6.016	19.207	-148.56	74.08	8.46	—	—	—	5.695	35.251	0.082	—
272473279313927424	69.157470869484	51.414405941179	12.183	-32.031	5.810	16.682	-154.82	74.75	8.34	—	—	—	19.058	35.288	0.267	—

Table B.1. Catalogue of Pleiades member candidates located within the tidal radius of the cluster. We list only a subsample of member candidates. The full table will be made public electronically at the Vizier website.

SourceID	RA	DEC	pmRA	pmDEC	Plx	G	b_x	b_y	b_z	v_x	v_y	v_z	d_centre	c	Mass	RV
	degrees	degrees	mas/yr	mas/yr	mas	mag	pc	pc	pc	km s ⁻¹	km s ⁻¹	km s ⁻¹	pc		M _☉	km s ⁻¹
88861709418842496	40.974970833896	22.655743940905	15.587	-33.165	6.712	18.172	-112.22	54.06	-81.76	—	—	—	18.615	37.934	0.114	—
112681288804808064	41.714674914238	22.655860086477	22.806	-54.808	8.078	20.067	-94.15	43.94	-67.30	—	—	—	17.527	32.715	0.059	—
114833750319750912	42.242873946349	27.033836378275	20.579	-32.107	8.040	18.397	-96.91	49.63	-60.14	—	—	—	21.623	31.687	0.1	—
128604205745014656	42.822225147935	28.811112669751	41.455	-65.346	7.391	20.044	-106.71	55.83	-61.68	—	—	—	8.794	30.946	0.059	—
130317932056151680	42.928644668868	31.943391145743	30.722	-44.277	7.494	20.243	-106.07	59.40	-55.02	—	—	—	5.057	33.595	0.056	—
114535958762185600	43.052790394089	26.245931711561	36.093	-99.403	6.614	20.782	-118.65	57.73	-73.83	—	—	—	7.584	34.715	0.049	—
...
154342093619417728	71.030644785071	26.611266953339	10.410	-49.344	7.199	15.072	-134.90	14.18	-29.92	—	—	—	1.687	32.193	0.427	—
3413122927160114944	71.338224175959	22.763339165068	10.233	-34.361	7.418	20.540	-130.28	6.23	-34.06	—	—	—	2.589	32.161	0.052	—
146576410496389120	71.371876531125	23.546202736402	14.408	-48.123	8.025	18.367	-120.63	7.06	-30.40	—	—	—	1.414	32.545	0.102	—
3413153850924754816	71.392270839100	23.005022102866	7.543	-57.013	6.847	20.868	-141.25	7.16	-36.43	—	—	—	3.988	35.245	0.049	—
147465369941559040	71.758353684925	25.557751301650	17.011	-41.693	7.023	15.203	-138.50	11.49	-31.05	—	—	—	13.155	34.460	0.411	—
3413681994462425216	72.525370378847	24.013526031333	8.657	-68.246	7.207	19.598	-135.01	7.21	-31.22	—	—	—	14.661	35.096	0.066	—

Table C.1. Catalogue of Praesepe member candidates located within the tidal radius of the cluster. We list only a subsample of member candidates. The full table will be made public electronically at the Vizier website.

SourceID	RA	DEC	pmRA	pmDEC	Plx	G	b_x	b_y	b_z	v_x	v_y	v_z	d_centre	c	Mass	RV
	degrees	degrees	mas/yr	mas/yr	mas	mag	pc	pc	pc	km s ⁻¹	km s ⁻¹	km s ⁻¹	pc		M _☉	km s ⁻¹
673332163412736640	118.671345250596	19.966185887724	-27.373	-22.881	5.714	19.558	-150.64	-58.56	67.14	—	—	—	4.959	36.351	0.13	—
668501115479895808	118.849980234877	18.734957249821	-22.459	-13.183	5.645	17.424	-151.43	-62.86	67.07	—	—	—	18.919	35.568	0.244	—
670463498920784512	119.311702025846	20.475050801747	-19.259	-17.779	5.829	18.536	-147.12	-56.39	67.87	—	—	—	19.606	35.713	0.172	—
666720039788305920	119.420635803765	15.684454972027	-12.571	-13.871	5.474	20.162	-152.96	-73.94	67.14	—	—	—	11.687	35.628	0.106	—
670414330135404416	119.431265206749	20.070160223743	-19.887	-9.106	5.233	20.119	-163.43	-64.13	75.46	—	—	—	11.391	33.594	'''	—
667645008236564864	119.448531778971	17.921918325649	-5.426	-6.718	5.219	20.816	-162.27	-70.86	73.21	—	—	—	9.975	34.246	'''	—
...
637577896412129024	140.294307219569	20.557663044063	-84.731	-33.850	5.501	19.828	-118.67	-65.39	121.19	—	—	—	15.877	31.236	'''	—
632738395977951488	140.474509676173	19.042042476738	-47.127	-10.999	5.838	12.636	-110.19	-65.80	113.43	-41.03	-19.46	-9.11	15.909	34.370	0.787	27.1
632329412012224640	140.517789036423	18.002924454129	-49.880	-14.769	5.781	17.580	-110.26	-69.33	113.82	—	—	—	5.168	34.261	0.228	—
637763168412025984	140.562206859202	21.348163316669	-51.545	-26.420	7.102	19.399	-92.01	-48.82	94.76	—	—	—	20.744	54.317	0.137	—
632722869671684096	140.706205038359	18.944309012550	-40.915	-15.227	5.998	14.759	-106.72	-64.29	110.79	—	—	—	8.066	36.963	0.563	—
632454348315678080	141.410495232392	18.577579180111	-40.884	-10.565	5.497	16.857	-114.60	-71.15	122.08	—	—	—	5.337	34.721	'''	—

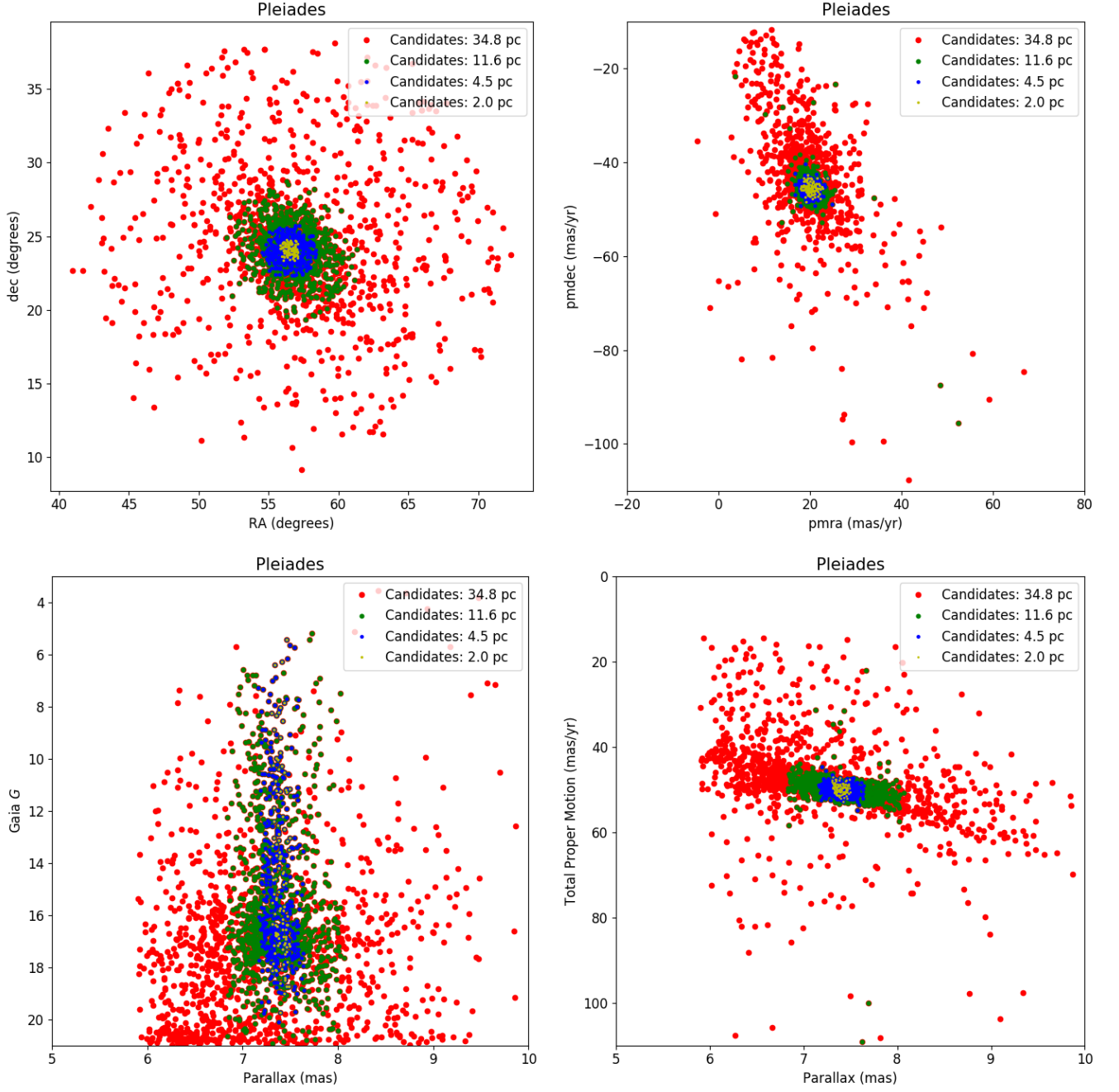


Fig. B.1. *Top left:* (RA,dec) diagram showing the position of the Pleiades member candidates. Samples at different distances from the cluster centre are highlighted with distinct colours and sizes. *Top right:* Vector point diagram. *Bottom left:* *Gaia* magnitude vs parallax. *Bottom right:* Total proper motion as a function parallax.

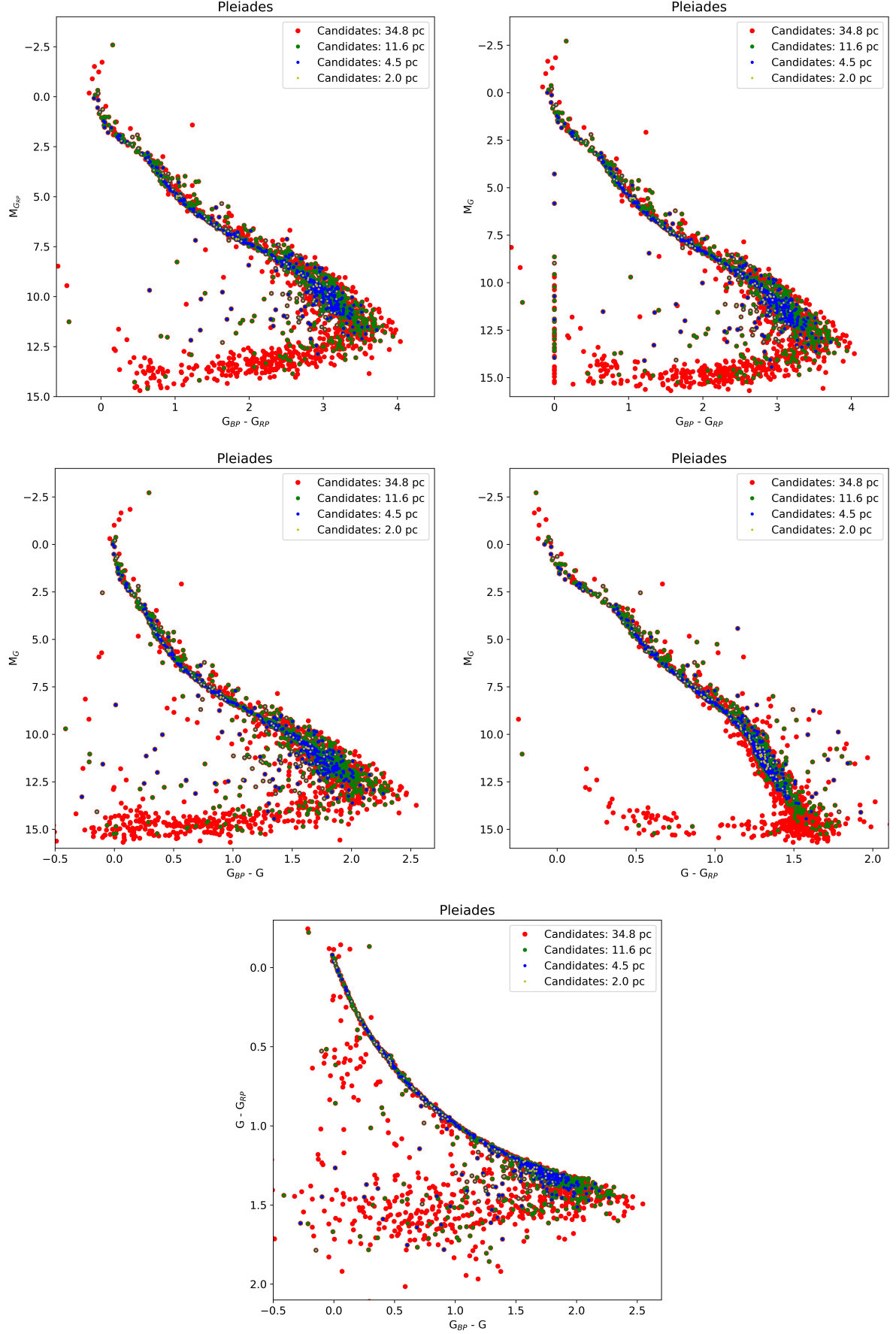


Fig. B.2. Colour-magnitude (top and middle rows) and colour-colour (bottom panel) diagrams with *Gaia* photometry only for all Pleiades candidates within a radius up to ~ 35 degrees from the cluster centre. We added as small grey dots the full *Gaia* catalogue in a large region around Pleiades.

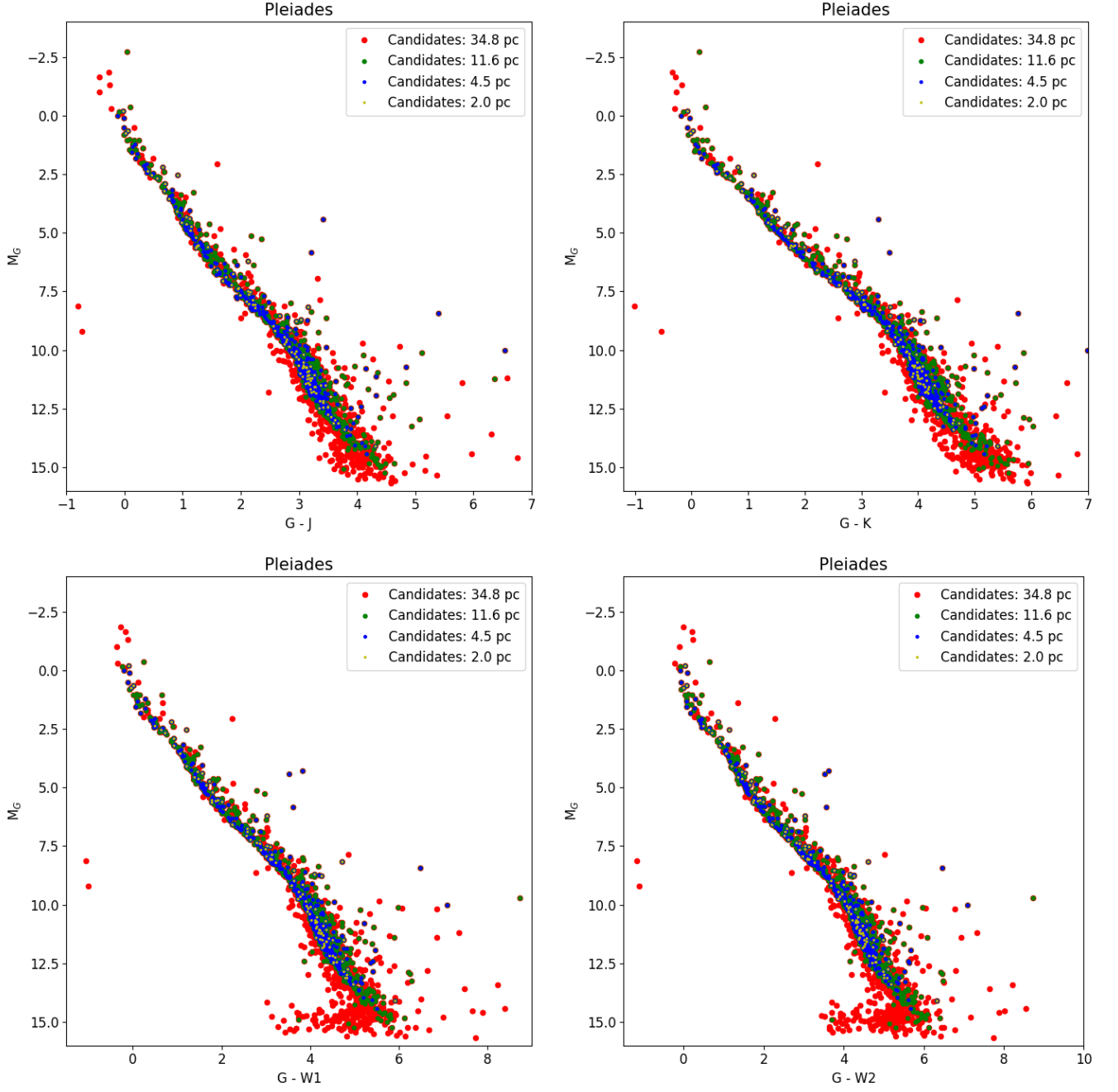


Fig. B.3. Colour-magnitude diagrams for the Pleiades combining the *Gaia* magnitude with infrared photometry from 2MASS ($J+K_s$) and AllWISE ($W1 + W2$). Symbols are as in Fig. B.2.

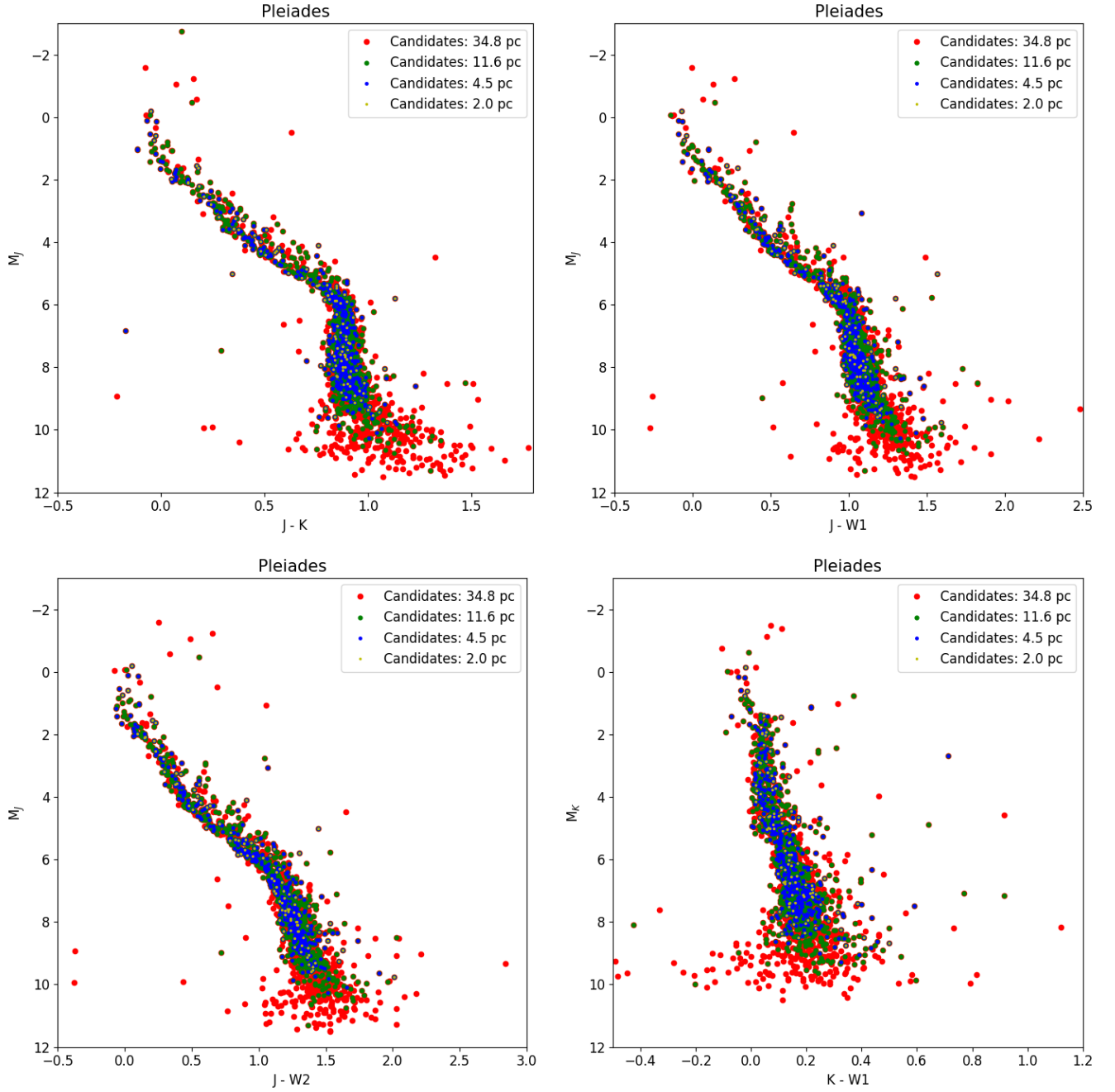


Fig. B.4. Colour-magnitude diagrams for the Pleiades with non-*Gaia* photometric passbands. Symbols are as in Fig. B.2.

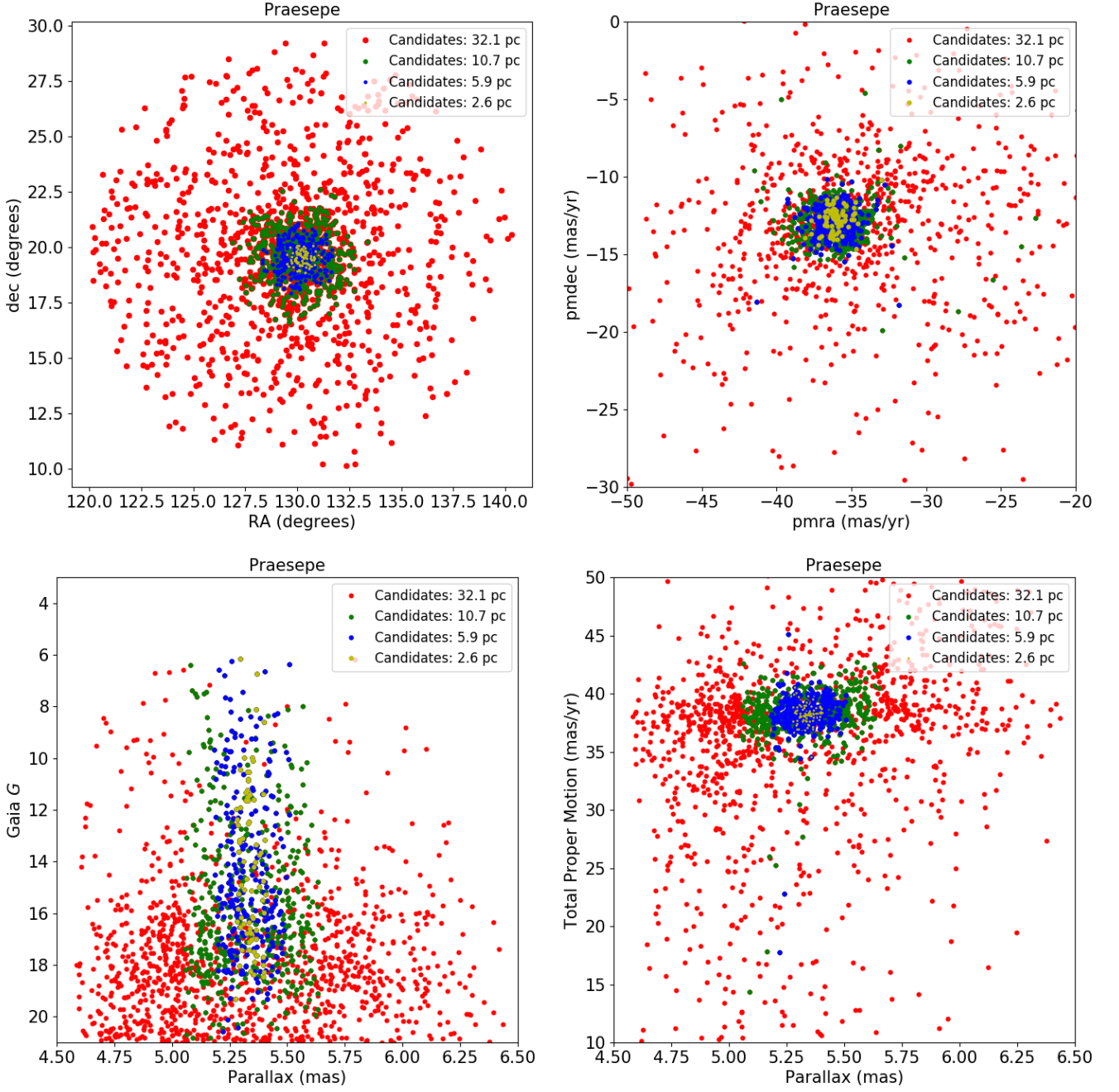


Fig. C.1. *Top left:* (RA,dec) diagram showing the position of Praesepe member candidates. Samples at different distances from the cluster centre are highlighted with distinct colours and sizes. *Top right:* Vector point diagram. *Bottom left:* Gaia magnitude vs parallax. *Bottom right:* Total proper motion as a function parallax.

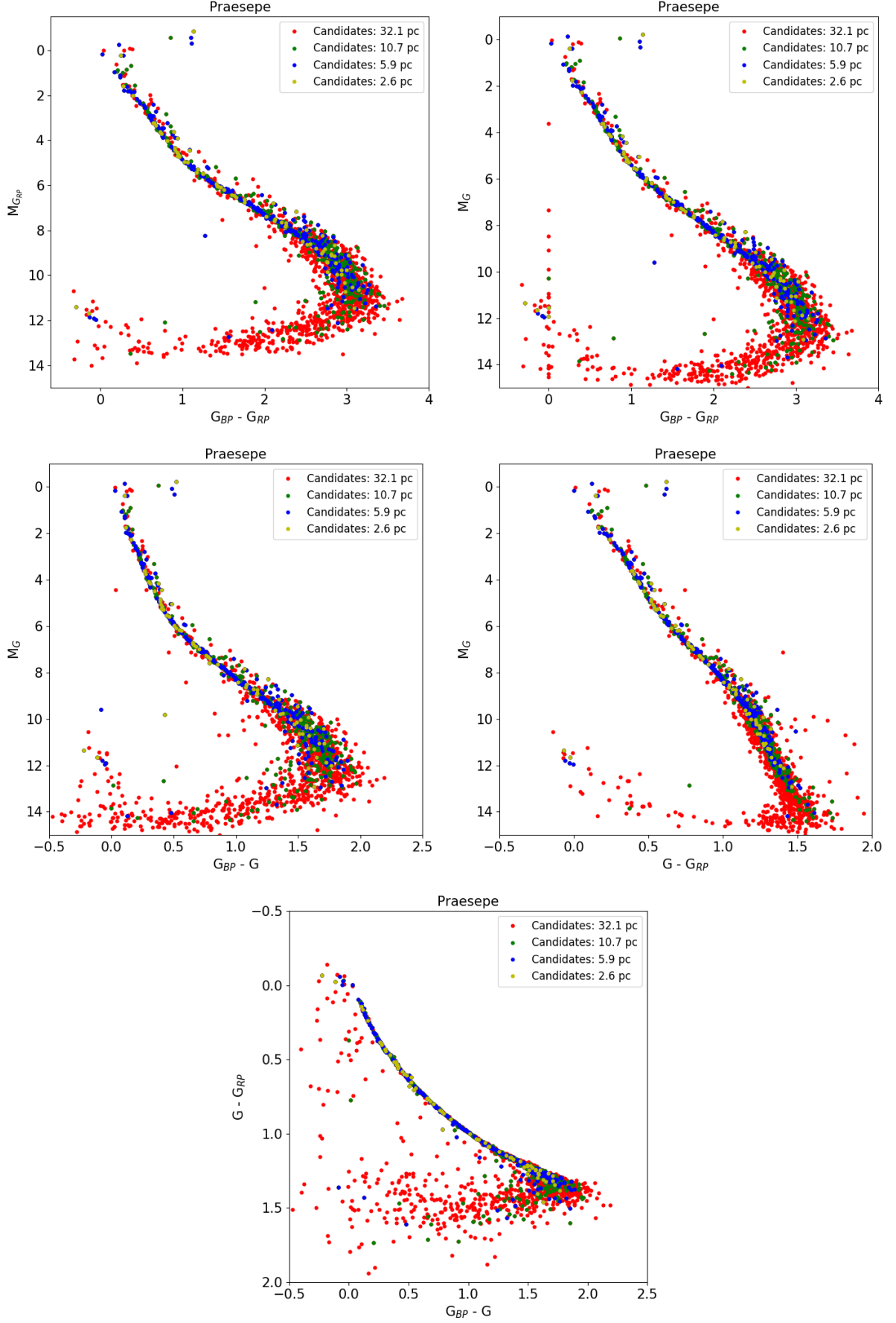


Fig. C.2. Colour-magnitude (top and middle rows) and colour-colour (bottom panel) diagrams with *Gaia* photometry only for all Praesepe candidates within a radius up to 32 degrees from the cluster centre. We added as small grey dots the full *Gaia* catalogue in a large region around Praesepe.

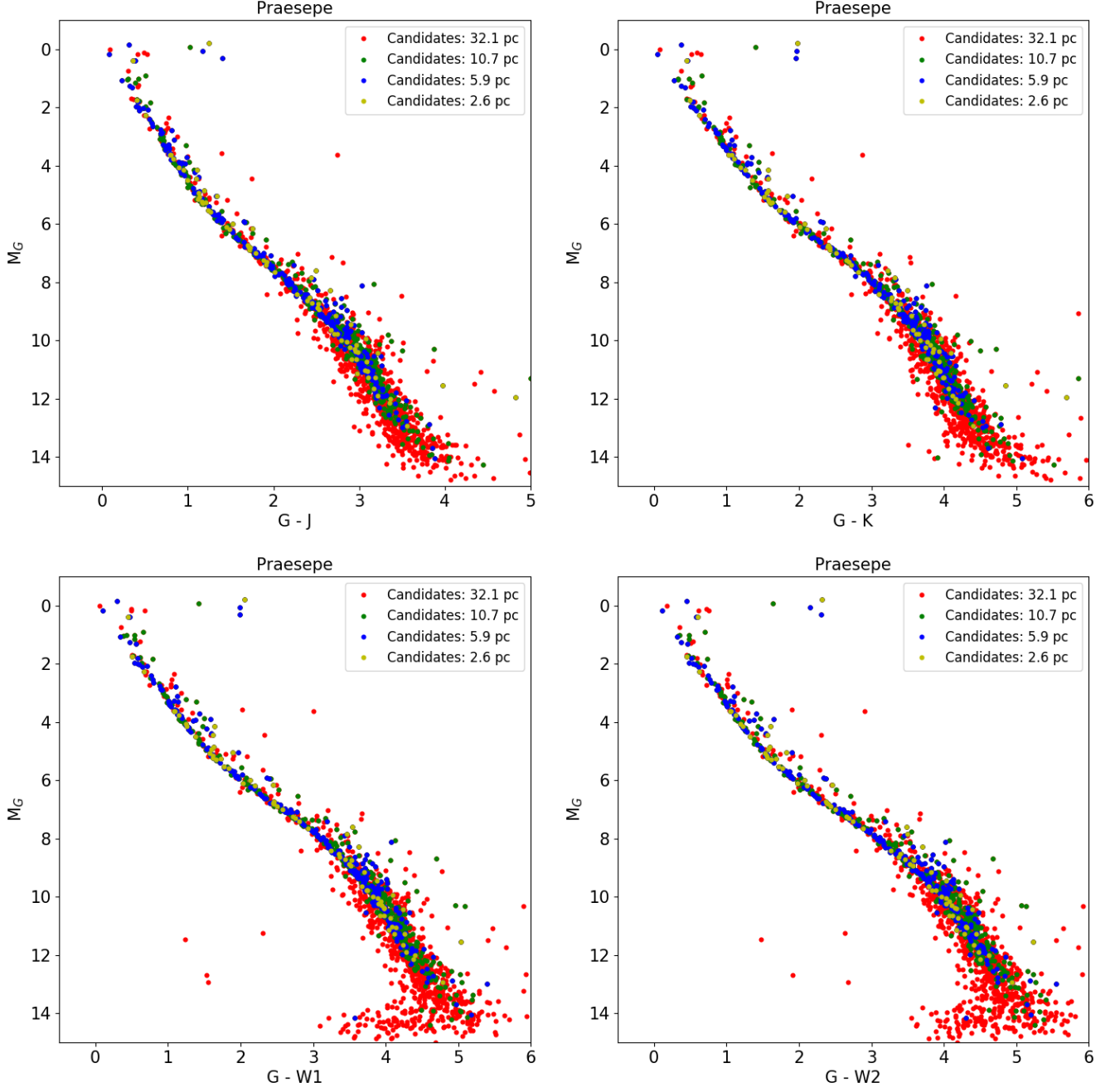


Fig. C.3. Colour-magnitude diagrams for Praesepe combining the *Gaia* magnitude with infrared photometry from 2MASS ($J + K_s$) and AllWISE ($W1 + W2$). Symbols are as in Fig. C.2.

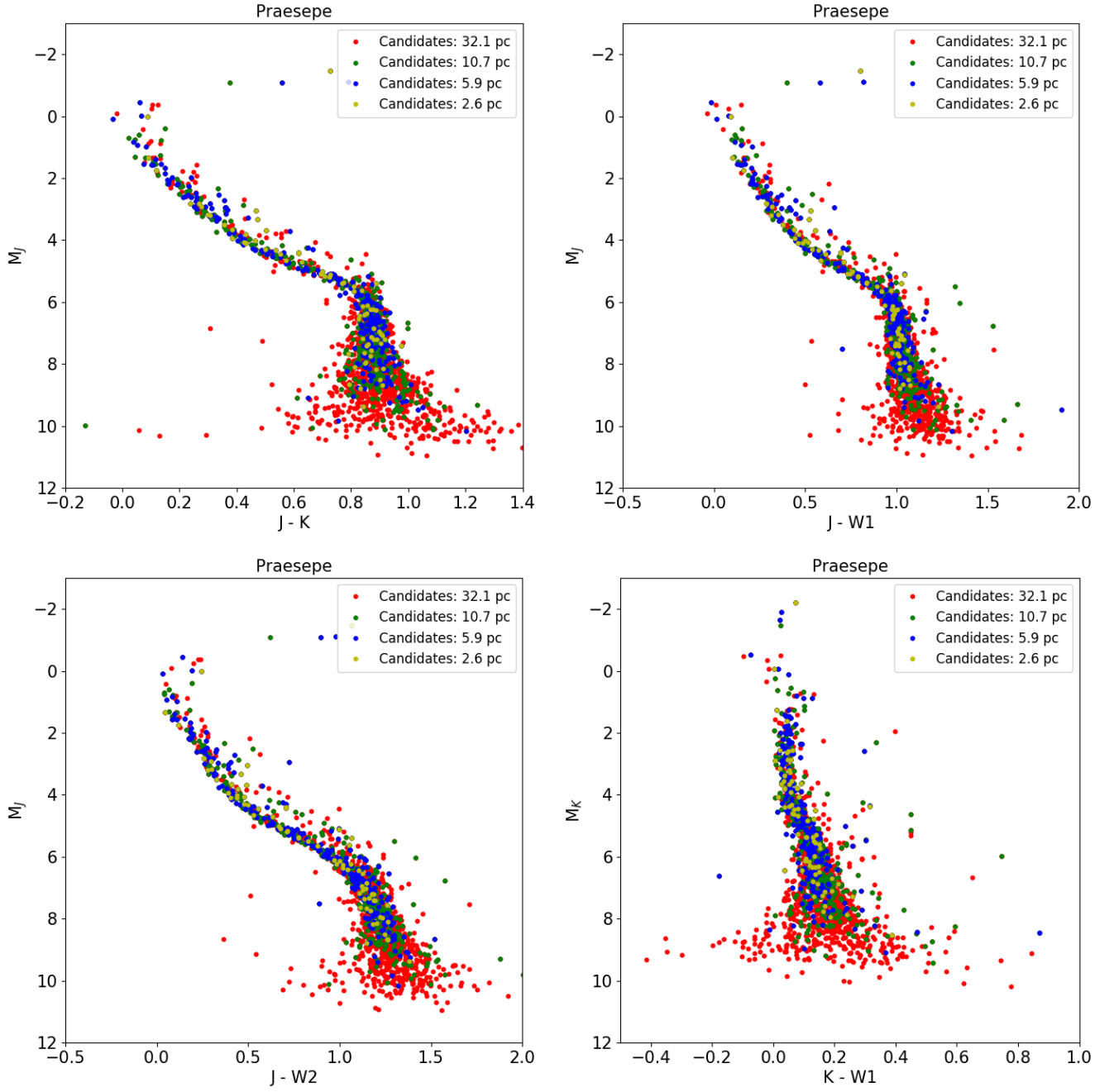


Fig. C.4. Colour-magnitude diagrams for Praesepe with non-*Gaia* photometric passbands. Symbols are as in Fig. C.2.