

Primordial density fluctuations generated by wormholes

Marek Rogatko^{1,a} Aneta Wojnar^{2,a,b} Bartłomiej Kiczek^{3,a}

^aInstitute of Physics

Maria Curie-Skłodowska University

20-031 Lublin, pl. Marii Curie-Skłodowskiej 1, Poland

^bNúcleo Cosmo-ufes & PPGCosmo, Universidade Federal do Espírito Santo, 29075-910, Vitória, ES, Brasil.

Abstract. We studied the influence of a wormhole existing in the expanding Universe and passing through the horizon volume on the energy density of the Universe. The two-point correlation function of a free massless scalar field mimicking the inflaton was found. The revealed violation of the translation invariance during the process in question might be potentially envisaged in the anisotropy in cosmic microwave background radiation map.

¹rogat@kft.umcs.lublin.pl, marek.rogatko@poczta.umcs.lublin.pl

²aneta.wojnar@cosmo-ufes.org

³bkiczek@kft.umcs.lublin.pl

Contents

1	Introduction	1
2	The two-point correlation function of a massless scalar field	3
3	Discussion and conclusions	6

1 Introduction

Contemporary cosmology consists of a few hypothesis and paradigms. The crucial one is the cosmological principle claiming that the Universe is approximately homogeneous and isotropic on large scales, and assuming the matter and geometry of spacetime are represented by smooth function of a position. On the other hand, our Universe is fulfilled with the cosmic microwave background (CMB) radiation, as observed today, almost homogenous and isotropic. The tiny fluctuations of CMB radiation are of order 10^{-5} [1]. Those deviations of CMB radiation appeared after the recombination epoch of our Universe when the photons decoupled from the electrons making the Universe transparent. It constitutes radiation of free photons with a perfect blackbody spectrum [2] which has been very well verified observationally [3]. Measurements of the anisotropies in CMB radiation provide us information about the cosmological model describing the contents and evolution of the Universe. The data delivered by them led to a standard cosmological model with only six parameters. The key CMB observables like temperature, polarization anisotropies play the main role in the recent understanding of the initial conditions and structure formations inside the Universe. The fluctuations on the large scale seen in the CMB spectrum allow us to determine the deviations from the Friedmann-Robertson-Lemaitre-Walker (FRLW) geometry.

The question arises (the so-called horizon problem) why we observe the same background temperature in regions not being in causal contact before the CMB photons could freely move through the spacetime. The evolution of the Universe provided by the Λ CDM model does not give enough time for creating so similar patches with the same temperature. Another ones are the flatness problem and monopole problem (unwanted relics) - the latter is predicted by models of particle physics giving that at very high temperatures there appear some artifacts which are not visible in our Universe presently.

The inflationary cosmology, being the standard paradigm, proposed as a solution to the horizon, flatness and monopole problems [4, 5], delivers a very generous mechanism for generating primordial perturbations, which result in large-scale structures and temperatures anisotropies of CMB radiation. The observed departures from cosmological homogeneity and isotropy observed in CMB radiation are so tiny that one may conclude that they should be dominated by a Gaussian probability distribution.

The inflationary phase, characterized by the very rapid Universe expansion, is assumed to be dominated by a scalar field (the most popular is given by the so-called inflaton field [6]), which quantum fluctuations provide density fluctuations reproducing the almost scale invariant spectrum of classical density perturbations [7].

The cosmic no-hair theorem [8] claims that the inflationary Universe asymptotically tends to the de-Sitter spacetime till the end of the inflationary phase. However, it was recently claimed that the effects of matter and spacetime inhomogeneities to inflation should be taken into account [9].

In the simplest form one deals with the definition of power spectrum in Fourier space of the primordial density perturbation $\delta(\mathbf{k})$ in the following form¹

$$\langle \delta(\mathbf{k})\delta(\mathbf{q}) \rangle = P(k)(2\pi)^3 \delta(\mathbf{k} + \mathbf{q}), \quad (1.1)$$

or

$$\langle \delta(\mathbf{x})\delta(\mathbf{y}) \rangle = \int d^3k e^{i\mathbf{k}\cdot(\mathbf{x}-\mathbf{y})} P(k), \quad (1.2)$$

where we set $k = |\mathbf{k}|$ and P is the power spectrum.

The form of the relation (1.1) is connected with rotational and translational invariance of the two-point correlation of the Fourier transform taken from the primordial density $\delta(\mathbf{k})$. Namely, the dependence of P on the magnitude of the wave-vector k informs about the rotational invariance, while the delta function presence of $\mathbf{k} + \mathbf{q}$ is a consequence of the translational invariance. Now on, when we suppose that there could exist some objects during the inflationary era which violated the invariance, they should leave imprints on the anisotropy of the CMB radiation caused by such a violation. Therefore, it was suggested [10] how to compute the power spectrum of fluctuations in the case of a small violation of statistical isotropy which is characterized by a preferred direction in space along a unit vector \mathbf{n} . Thus, the primordial power spectrum which takes into account the effects of the rotational invariance violation is now expressed (a parity $\mathbf{k} \rightarrow -\mathbf{k}$ is assumed)

$$P'(\mathbf{k}) = P(k) \left(1 + g(\hat{\mathbf{k}} \cdot \mathbf{n})^2 \right), \quad (1.3)$$

where $\hat{\mathbf{k}}$ is the unit vector along the direction of \mathbf{k} and g is a k -independent constant. Further, the similar examination was done for a small violation of translational invariance [11]. Similarly, they assume that an object breaking the invariance during inflation disappears after the end of the inflationary phase. They obtained expressions for the translational invariance broken by a special point, line or plane with the focus on the first one. The general form of the density perturbation's two-point correlation breaking statistical translational invariance by a presence of a special point \mathbf{x}_0 preserving rotational invariance about that point is provided by

$$\langle \delta(\mathbf{x})\delta(\mathbf{y}) \rangle = \int d^3k \int d^3q e^{i\mathbf{k}\cdot(\mathbf{x}-\mathbf{x}_0)} e^{i\mathbf{q}\cdot(\mathbf{y}-\mathbf{x}_0)} P_t(k, q, \mathbf{k} \cdot \mathbf{q}), \quad (1.4)$$

where P_t is symmetric under interchange of k and q . Consistent with the data, these violations are small resulting that P_t is strongly peaked about $\mathbf{k} = -\mathbf{q}$. A special line, which one identifies via a point \mathbf{x}_0 and a unit tangent vector \mathbf{n} (for simplicity one locates it along the z axis) preserves the rotation invariance about the distinguished axis, while the translational invariance along this preferred direction is left broken

$$\langle \delta(\mathbf{x})\delta(\mathbf{y}) \rangle = \int dk_z \int dk_\perp \int d^2q_\perp e^{ik_z(x_z - y_z)} e^{i\mathbf{k}_\perp \cdot (\mathbf{x}_\perp - \mathbf{x}_{0\perp})} e^{i\mathbf{q}_\perp \cdot (\mathbf{y}_\perp - \mathbf{z}_{0\perp})} P_t(k_\perp, q_\perp, k_z, \mathbf{k}_\perp \cdot \mathbf{q}_\perp), \quad (1.5)$$

where P_t is symmetric under interchange of k_\perp and q_\perp . The similar expression can be obtained for the plane [11]. Those relations enable us to compute directly the correlations between spherical harmonic coefficients of the CMB temperature field, which can be used for the comparison the result of the CMB observations.

There are many candidates as the sources of anomalies, delivering small violation of rotational and translational invariance in the primordial density fluctuations, which can be spotted in

¹Later on we will assume that the density perturbations $\delta(\mathbf{k}) = \kappa\chi$.

the CMB radiation pattern. The impact of the preferred direction during the inflationary idea on the CMB anisotropy were studied in [12–18]. Quantum fluctuations of a free scalar field in the inflationary epoch were already investigated in a different context in the literature. The point defect (Schwarzschild-de Sitter black hole) were considered in [9], while an infinitely long straight cosmic string was examined in [19].

The main objective of the work is to shed some light on the problem of a small violation of translational and rotational invariances during the early phase of our Universe, which can be in principle imprinted on the deviation from the statistical isotropy of the cosmic microwave background radiation.

The paper is organized as follows: in the section 2 we derive the two-point correlation function of the massless scalar field in the expanding universe with a wormhole. The numerical results and our conclusions are given in the section 3.

2 The two-point correlation function of a massless scalar field

The primordial quantum fluctuations occurring during the inflation phase are statistically homogeneous, being the consequence of translation invariance. However, the presence of compact objects, like cosmological defects, black holes or wormholes can potentially lead to the violation of the aforementioned pattern, which produces the imprint on CMB radiation, leading to its anisotropy.

Our main aim in this section will be to find the two-point correlation function of scalar massless field which mimics the dilaton field during the inflation epoch. We shall be interested in the spacetime of a wormhole in the expanding universe whose existence one supposes in the inflationary era of the Universe evolution. In our calculations we use the so-called $\langle in - in \rangle$ formalism [20], in which the Hamiltonian of the system, in the interactive picture, will be found in a perturbative way. The unperturbed spacetime will authorize the de Sitter manifold.

The line element describing the object in question is provided by [21]

$$ds^2 = -dt^2 + a^2(t) \left(1 + \frac{b^m(r)}{r^m} \right)^{\frac{4}{m}} (dr^2 + r^2 d\theta + dz^2), \quad (2.1)$$

where by $a(t) = e^{Ht}$ an usual scale factor is denoted, while H stands for the Hubble parameter. The function $b(r)$ is the so-called shape function, as it determines the spatial shape of the wormhole. The r -coordinate decreases from infinity to the value b_0 , being the size of the wormhole throat. Then it increases from it back to the infinity (to another universe or to some very distant place from ourselves). Here, we are interested in the simplest wormhole, that is, when $b(r) = b = \text{const}$ and $m = 1$. For convenience we denote $\alpha = (1 + \frac{b}{r})$.

The other main ingredient in our consideration is massless scalar field which will mimic the inflaton field. Its action is given by the relation

$$S = -\frac{1}{2} \int d^4x \sqrt{-g} \nabla_\mu \chi \nabla^\mu \chi. \quad (2.2)$$

In the spacetime of interests the Lagrangian density of the dilaton field implies

$$\mathcal{L} = \frac{ra^3\alpha^6}{2} \left(\dot{\chi}^2 - \frac{(\partial_r \chi)^2}{\alpha^4 a^2} - \frac{(\partial_\theta \chi)^2}{\alpha^4 a^2 r^2} - \frac{(\partial_z \chi)^2}{a^2 \alpha^4} \right). \quad (2.3)$$

On the other hand, the Legendre transformation enables one to find the Hamiltonian of the system

$$\mathcal{H} = \int d^3x \frac{ra^2\alpha^6}{2} \left(\dot{\chi}^2 + \frac{(\partial_r \chi)^2}{\alpha^4 a^2} + \frac{(\partial_\theta \chi)^2}{\alpha^4 a^2 r^2} + \frac{(\partial_z \chi)^2}{a^2 \alpha^4} \right). \quad (2.4)$$

In order to implement the $\langle in - in \rangle$ formalism we expand in a Taylor series the Hamiltonian, near $b \rightarrow 0$. The result can be written as

$$\mathcal{H} = \int r dr d\theta dz \frac{a^3 r^2 \dot{\chi}^2 + a(\partial_\theta \chi)^2 + ar^2(\partial_r \chi)^2 + ar^2(\partial_z \chi)^2}{2r^2} + \mathcal{H}_{\text{int}}, \quad (2.5)$$

where the first term is an unperturbed Hamiltonian in the de Sitter spacetime, while

$$\mathcal{H}_{\text{int}} = b \int d^3x \left(3a^3 \dot{\chi}^2 + a(\partial_r \chi)^2 + \frac{a}{r^2}(\partial_\theta \chi)^2 + a(\partial_z \chi)^2 \right). \quad (2.6)$$

describes the interaction-picture Hamiltonian $\mathcal{H}_{\text{int}}(t)$, up to the first order in b since in that case we have that $[\mathcal{H}_0, \mathcal{H}_{\text{int}}] = 0$.

Upon the quantization the inflaton field χ becomes a quantum operator

$$\chi_I(\mathbf{x}, \tau) = \int \frac{d^3k}{(2\pi)^3} e^{ik_z z + ik_\perp r \cos(\theta - \theta_k)} \left(\chi_{\mathbf{k}}(\tau) \beta(\mathbf{k}) + \chi_{\mathbf{k}}^*(\tau) \beta^\dagger(-\mathbf{k}) \right) \quad (2.7)$$

where $\tau = -\frac{1}{H}e^{-Ht}$ is a conformal time. The conformal time varies from $-\infty$ to 0, while t -coordinate changes from $-\infty$ to ∞ . $\beta(\mathbf{k})$ annihilates the vacuum state satisfying the standard commutation relations $[\beta(\mathbf{k}), \beta^\dagger(-\mathbf{q})] = (2\pi)^3 \delta(\mathbf{k} - \mathbf{q})$. Therefore, we rewrite the Hamiltonian (2.6) as

$$\begin{aligned} \mathcal{H}_{\text{int}}(\tau') = & b \int d^3x \frac{d^3k}{(2\pi)^3} \frac{d^3q}{(2\pi)^3} e^{i(\mathbf{k}+\mathbf{q})\mathbf{x}} \\ & \left\{ 3a^3(\tau') \left(\dot{\chi}_{\mathbf{k}}(\tau) \beta(\mathbf{k}) + \dot{\chi}_{\mathbf{k}}^*(\tau) \beta^\dagger(-\mathbf{k}) \right) \left(\dot{\chi}_{\mathbf{q}}(\tau) \beta(\mathbf{q}) + \dot{\chi}_{\mathbf{q}}^*(\tau) \beta^\dagger(-\mathbf{q}) \right) \right. \\ & + \left(-a(\tau') k_\perp q_\perp \cos(\theta - \theta_k) \cos(\theta - \theta_q) - a(\tau') k_z q_z - (k_x y - k_y x)(q_x y - q_y x) \frac{a(\tau')}{x^2 + y^2} \right) \\ & \left. \left(\chi_{\mathbf{k}}(\tau) \beta(\mathbf{k}) + \chi_{\mathbf{k}}^*(\tau) \beta^\dagger(-\mathbf{k}) \right) \left(\chi_{\mathbf{q}}(\tau) \beta(\mathbf{q}) + \chi_{\mathbf{q}}^*(\tau) \beta^\dagger(-\mathbf{q}) \right) \right\}. \end{aligned} \quad (2.8)$$

In order to compute the two-point correlation function $\langle \chi(\mathbf{x}, t) \chi(\mathbf{y}, t) \rangle$ of the inflaton, we use the formula

$$\langle \chi(\mathbf{x}, t) \chi(\mathbf{y}, t) \rangle \simeq \langle \chi_I(\mathbf{x}, t) \chi_I(\mathbf{y}, t) \rangle + i \int_{-\infty}^t dt' e^{-\varepsilon' |t'|} \langle [\mathcal{H}_{\text{int}}(t'), \chi_I(\mathbf{x}, t) \chi_I(\mathbf{y}, t)] \rangle, \quad (2.9)$$

where ε' is an infinitesimal parameter that cuts off the early time part of the integration. The relation (2.9) was originally introduced in [20], the so-called $\langle in - in \rangle$ formalism applied to the calculation of higher order Gaussian and non-Gaussian corrections in cosmology.

To commence with, we calculate the commutator appearing in the relation (2.9). Namely, one obtains

$$[\mathcal{H}_{\text{int}}(t'), \chi_I(\mathbf{x}, t) \chi_I(\mathbf{y}, t)] = [\mathcal{H}_1(t'), \chi_I(\mathbf{x}, t) \chi_I(\mathbf{y}, t)] + [\mathcal{H}_2(t'), \chi_I(\mathbf{x}, t) \chi_I(\mathbf{y}, t)], \quad (2.10)$$

where we have denoted by $\mathcal{H}_1(t')$ the part including $\dot{\chi}$, while by $\mathcal{H}_2(t')$ the rest of (2.8). It implies

$$\begin{aligned} & [\mathcal{H}_1(t'), \chi_I(\mathbf{x}, t) \chi_I(\mathbf{y}, t)] \\ &= \frac{3}{2} b H \int \frac{d^3x'}{\tau'} \int \frac{d^3k}{(2\pi)^3} \int \frac{d^3q}{(2\pi)^3} e^{i\mathbf{x}'(\mathbf{k}+\mathbf{q}) - i(\mathbf{k}\mathbf{x} + \mathbf{q}\mathbf{y})} \left(\left(\tau + \frac{i}{q} \right) \left(\tau + \frac{i}{k} \right) e^{-i(\mathbf{q}+\mathbf{k})(\tau' - \tau)} - \text{h.c.} \right), \end{aligned} \quad (2.11)$$

and for the $\mathcal{H}_2(t')$ -part, one deals with the following relation:

$$\begin{aligned} & [\mathcal{H}_2(t'), \chi_I(\mathbf{x}, t) \chi_I(\mathbf{y}, t)] \\ &= \frac{bH^3}{2} \int \frac{d^3 x'}{\tau'} \int \frac{d^3 k}{(2\pi)^3} \int \frac{d^3 q}{(2\pi)^3} \frac{e^{i\mathbf{x}'(\mathbf{k}+\mathbf{q})-i(\mathbf{k}\mathbf{x}+\mathbf{q}\mathbf{y})}}{kq} \left[\frac{(k_x y - k_y x)(q_x y - q_y x)}{x^2 + y^2} + k_z q_z \right. \\ & \quad \left. + k_\perp q_\perp \cos(\theta - \theta_k) \cos(\theta - \theta_q) \right] \left(\left(\tau' - \frac{i}{k} \right) \left(\tau' - \frac{i}{q} \right) \left(\tau + \frac{i}{k} \right) \left(\tau + \frac{i}{q} \right) e^{-i(\mathbf{q}+\mathbf{k})(\tau'-\tau)} - \text{h.c.} \right), \end{aligned} \quad (2.12)$$

where one decomposes the vectors along z -axis and the two-dimensional subspace, perpendicular to it.

Let us notice that the first term in the square bracket in the equation (2.12) has been already calculated in [19]. The rest of the formula in question, after the change of the time coordinate $dt' = -\frac{d\tau'}{H\tau'}$ on the conformal time, and integrating over τ , yields

$$\begin{aligned} \langle \chi(\mathbf{x}, t) \chi(\mathbf{y}, t) \rangle_{2\text{part}} &= -bH^2 \int d^3 x' \int \frac{d^3 k}{(2\pi)^3} \int \frac{d^3 q}{(2\pi)^3} e^{i\mathbf{x}'(\mathbf{k}+\mathbf{q})-i(\mathbf{k}\mathbf{x}+\mathbf{q}\mathbf{y})} \left[k_z q_z + \frac{(\mathbf{k}_\perp \mathbf{x}'_\perp)(\mathbf{q}_\perp \mathbf{x}'_\perp)}{\mathbf{x}'_\perp{}^2} \right] \\ & \quad \times \left(\frac{kq + q^2 + k^2 + \tau k^2 q^2}{k^3 q^3 (k + q)} \right). \end{aligned} \quad (2.13)$$

On the other hand, the result of the computations of the first term is given in [19], by the following:

$$\begin{aligned} \langle \chi(\mathbf{x}, t) \chi(\mathbf{y}, t) \rangle_{2\text{part2}} &= -bH^2 \int d^3 x' \int \frac{d^3 k}{(2\pi)^3} \int \frac{d^3 q}{(2\pi)^3} e^{i\mathbf{k}(\mathbf{x}'-\mathbf{x})+i\mathbf{q}(\mathbf{x}'-\mathbf{y})} \\ & \quad \times \left(\frac{kq + q^2 + k^2 + \tau k^2 q^2}{k^3 q^3 (k + q)} \right) \left(\frac{(y' k_x - x' k_y)(y' q_x - x' q_y)}{x'^2 + y'^2} \right). \end{aligned} \quad (2.14)$$

Similarly, for the relation (2.11), one obtains

$$\langle \chi(\mathbf{x}, t) \chi(\mathbf{y}, t) \rangle_1 = 2bH \int d^3 x' \int \frac{d^3 k}{(2\pi)^3} \int \frac{d^3 q}{(2\pi)^3} e^{i\mathbf{x}'(\mathbf{k}+\mathbf{q})-i(\mathbf{k}\mathbf{x}+\mathbf{q}\mathbf{y})} \frac{kq\tau^2 - 1}{kq(k + q)}. \quad (2.15)$$

Taking into account the result presented in [19] and ours given by the equations (2.13) and (2.15), finally we arrive at the formula

$$\begin{aligned} \Delta \langle \chi(\mathbf{x}, t) \chi(\mathbf{y}, t) \rangle &= b \int d^3 x' \int \frac{d^3 k}{(2\pi)^3} \int \frac{d^3 q}{(2\pi)^3} e^{i\mathbf{x}'(\mathbf{k}+\mathbf{q})-i(\mathbf{k}\mathbf{x}+\mathbf{q}\mathbf{y})} \left(3H \frac{kq\tau^2 - 1}{kq(k + q)} \right. \\ & \quad \left. - H^2 \mathbf{k} \cdot \mathbf{q} \left(\frac{kq + q^2 + k^2 + k^2 q^2 \tau^2}{k^3 q^3 (k + q)} \right) \right). \end{aligned} \quad (2.16)$$

After integrating over x' , $\Delta \langle \chi(\mathbf{x}, t) \chi(\mathbf{y}, t) \rangle$ is provided by

$$\begin{aligned} \Delta \langle \chi(\mathbf{x}, t) \chi(\mathbf{y}, t) \rangle &= 3Hb \int \frac{d^3 k}{(2\pi)^3} \int \frac{d^3 q}{(2\pi)^3} e^{-i(\mathbf{k}\mathbf{x}+\mathbf{q}\mathbf{y})} (2\pi)^{\frac{3}{2}} \delta(\mathbf{k} + \mathbf{q}) \frac{kq\tau^2 - 1}{kq(k + q)} \\ & \quad - bH^2 \int \frac{d^3 k}{(2\pi)^3} \int \frac{d^3 q}{(2\pi)^3} e^{-i(\mathbf{k}\mathbf{x}+\mathbf{q}\mathbf{y})} (2\pi)^{\frac{3}{2}} \left[\frac{kq + q^2 + k^2 + k^2 q^2 \tau^2}{k^3 q^3 (k + q)} \right] \mathbf{k} \cdot \mathbf{q}. \end{aligned} \quad (2.17)$$

We notice that the first term is translational invariant because of the presence of the Dirac delta function while rotational invariance is broken since the power spectrum depends on both vector fields magnitudes k and q . The second term violates the translational invariance by the presence of the

special point \mathbf{x}_0 (which is taken at the origin) and preserves the rotational invariance about this point [11]. Thus, if we approximate the density perturbations as $\delta = \kappa\chi$, the part of the power spectrum violating rotational and translational invariance, which might be visible now ($\tau = 0$) is written as

$$\Delta P(k, q, \mathbf{k} \cdot \mathbf{q}) = -3(2\pi)^{\frac{3}{2}} b \kappa^2 H \left(\frac{\delta(\mathbf{k} + \mathbf{q})}{kq(k+q)} + \frac{1}{3} \left[\frac{kq + q^2 + k^2}{k^3 q^3 (k+q)} \right] \mathbf{k} \cdot \mathbf{q} \right). \quad (2.18)$$

The relation (2.18) constitutes the main result of our considerations. It will be discussed in what follows.

3 Discussion and conclusions

We have computed the influence on the energy density perturbations of our Universe which is caused by the simple wormhole (2.1), with the shape parameter $b(r) = b = \text{constant}$ and $m = 1$, that could exist during the inflation epoch and have passed our horizon volume. Calculating of the two-point correlation function of the free massless scalar field (2.9) revealed that the effect of the wormhole on the perturbations of the energy density envisages in violating translational and rotational invariance. It leads to the conclusion that the obtained result (2.18) may be potentially found in the anisotropy data of CMB.

Let us analyze the behavior of the fluctuation of the power spectrum. The formula (2.18) in the general case depends on the mode wave vectors (\mathbf{k}, \mathbf{q}) which for convenience we express in Hubble parameter units. Let us notice that if the inflation duration is assumed to last about 60 e-folds, the wavelength of the modes with $k/H = 1$ is about the size of the Universe. The dependence on the conformal time is suppressed in (2.18), because of $\tau = 0$ in the current evolutionary phase, but τ -dependence can be easily obtained from (2.17). In all the plots presented here we took $\kappa = 10^{-3}$ and b as unity, moreover the Dirac delta function will be approximated by the Lorentzian $\delta(k) \simeq \zeta / [\pi(k^2 + \zeta^2)]$ with broadening $\zeta = 0.0025$. The influence of the configuration of (\mathbf{k}, \mathbf{q}) modes on the function is as expected, that is, we confirm for $\tau = 0$ that ΔP is large for small values of k and q due to the term with Dirac delta function and it decreases rapidly with growth of the arguments. Therefore, the size of the initial peak is strongly dependent on a spatial configuration of the vectors which is present in the scalar product. To investigate it, without loss of generality, we set \mathbf{k} to be oriented along the x -axes direction in the Fourier space, then we describe \mathbf{q} vector with spherical coordinate angles (θ, ϕ) . By rotating \mathbf{q} we plot a map of values dependent on the aforementioned angles (figure 1).

We find out that the biggest perturbations occur for $\mathbf{k} = -\mathbf{q}$ setting which confirms the statement from [11]. Therefore, we focus on this configuration and we plot the values of ΔP with increasing value of k .

In figure 2 we plot the power spectrum function for $\tau = 0$ versus the different values of the momenta \mathbf{k} . It can be seen that for the increasingly values of \mathbf{k} , the function ΔP rapidly tends to its zero value. The only modes responsible for small values of the momenta, influence the anisotropy spectrum observed nowadays.

Finally, in figure 3, we plot the time dependence of power spectrum perturbation for a few different e-folds. Consequently we draw a conclusion that the longer inflation lasts, the weaker effects of the studied wormhole we observe. It can be envisaged that ΔP -function rapidly decreases to its final value after about three e-folds.

One concludes that the observed CMB anisotropies deliver a new research window onto physics and phenomena that may occur during the rapid expansion phase of the early Universe. The resulting theoretical claims can be compared with the observations, giving us the new opportunity to test our models of the early history of the Universe.

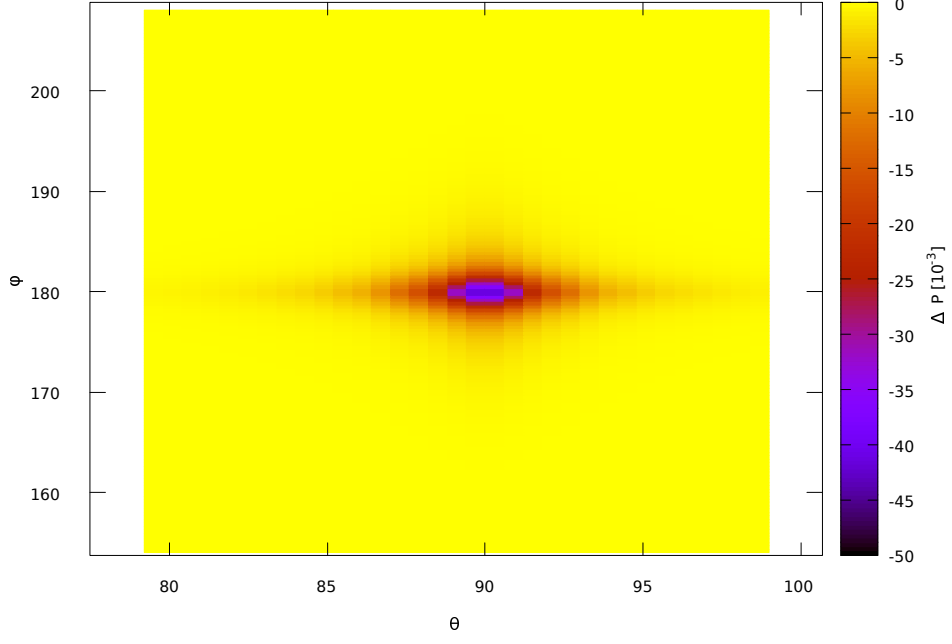


Figure 1. Map of $\Delta P(k, q, \mathbf{k} \cdot \mathbf{q})$ showing the value of the function near initial peak ($k = q = 0.1$) with respect to different orientations of \mathbf{q} described in terms of (θ, ϕ) angles. The lowest value of power spectrum perturbation occurs for $\theta = 90^\circ, \phi = 180^\circ$ which corresponds to anti-parallel $\mathbf{k} = -\mathbf{q}$ setting.

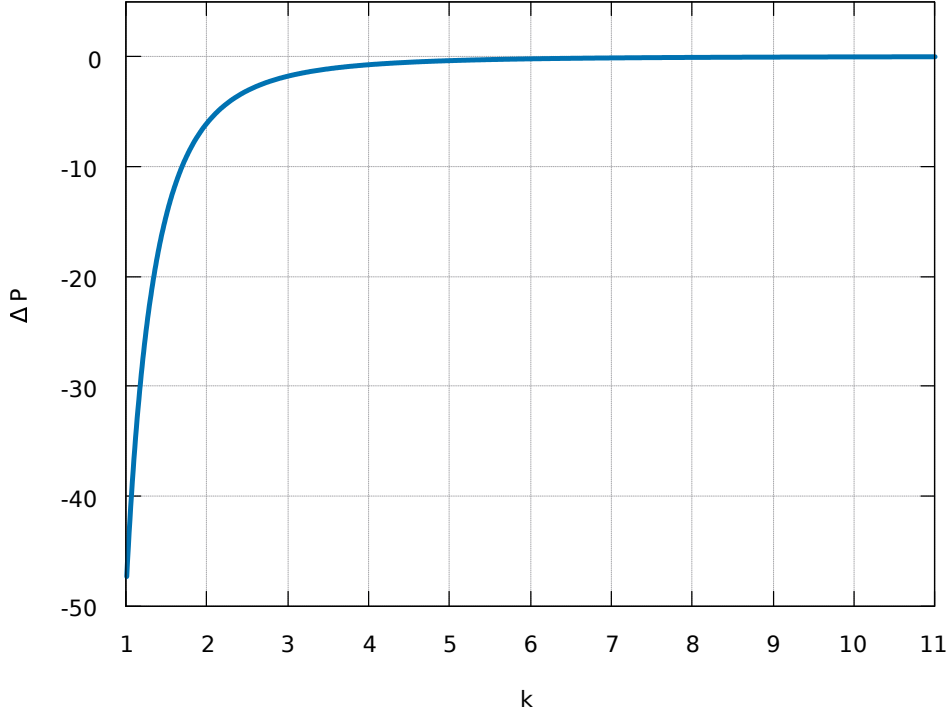


Figure 2. $\Delta P(k, q, \mathbf{k} \cdot \mathbf{q})$ with $\tau = 0$ for different values of k . Function rapidly vanishes with increasing argument. Only the modes with small values of k can have an influence on the anisotropy spectrum observed nowadays ($\tau = 0$).

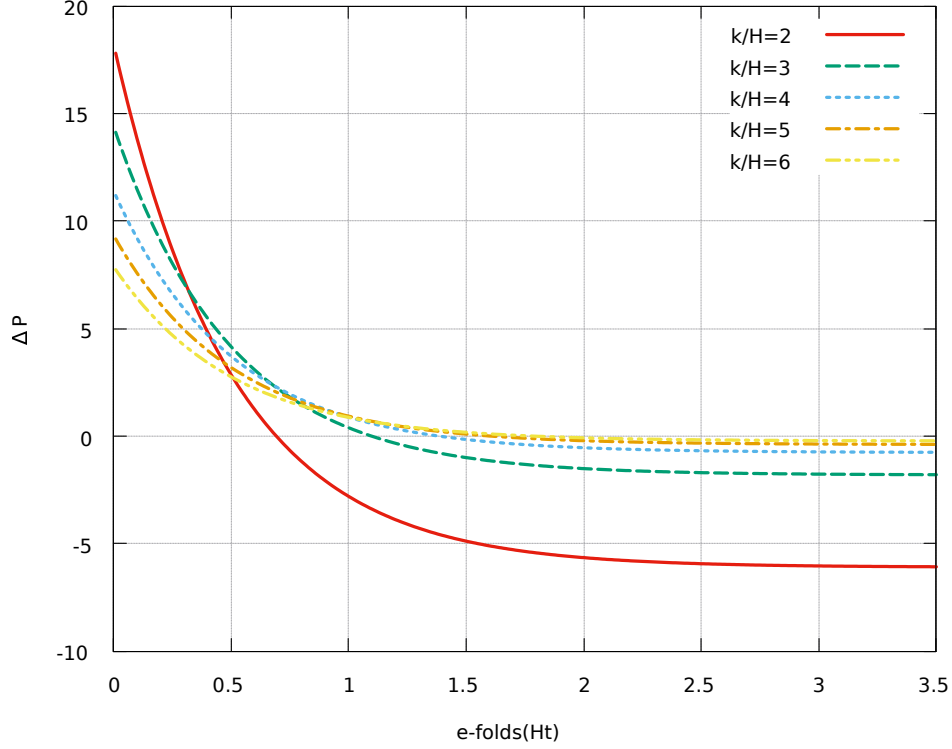


Figure 3. Power spectrum perturbation versus e-folding number connected with the conformal time $\tau = -\frac{e^{-Ht}}{H}$. Initial fluctuations decrease to their final values after approximately three e-folds.

Acknowledgments

MR and AW were partially supported by the grant of the National Science Center DEC – 2014/15/B/ST2/00089. AW is also partially supported by FAPES (Brazil).

References

- [1] G. F. Smoot et al., *Structure in the COBE differential microwave radiometer first-year maps*, *Astrophys. J.* **396** (1992) L1.
- [2] R. Durrer, *The cosmic microwave background*, Vol. 401. Cambridge: Cambridge University Press, 2008.
- [3] S. Staggs, J. Dunkley, and L. Page, *Recent discoveries from the cosmic microwave background: a review of recent progress*, *Rep. Prog. Phys.* **81**, (2018) 044901.
- [4] A. A. Starobinsky, *A new type of isotropic cosmological models without singularity*, *Phys. Lett. B* **91** (1980) 99.
- [5] A. H. Guth, *The Inflationary Universe: A Possible Solution to the Horizon and Flatness Problems*, *Phys. Rev. D* **23** (1981) 347-356.
- [6] A. Liddle, D. Lyth, *Cosmological inflation and Large Scale Structure*, Cambridge University Press, Cambridge 2000.
- [7] E. Komatsu et al., *Five-year Wilkinson microwave anisotropy probe* Observations: cosmological interpretation*, *Astrophys. J. Suppl.* **180** (2009) 330.
- [8] G. W. Gibbons and S. W. Hawking, *Cosmological event horizons, thermodynamics, and particle creation*, *Phys. Rev. D* **15** (1977) 2738.

- [9] H-T. Cho, K-W Ng, I-Ch. Wang, *Scalar field fluctuations in Schwarzschild–de Sitter spacetime*, *Class. Quant. Grav.* **28** (2011) 055004.
- [10] L. Ackerman, S.M. Carroll, M.B. Wise, *Imprints of a primordial preferred direction on the microwave background*, *Phys. Rev. D* **75** (2007) 083502.
- [11] S.M. Carroll, Ch-Y. Tseng, M. B. Wise, *Translational invariance and the anisotropy of the cosmic microwave background*, *Phys. Rev. D* **81** (2010) 083501.
- [12] A.E. Gumrukcuoglu, C. R. Contaldi, M. Peloso, in *The Eleventh Marcel Grossmann Meeting: On Recent Developments in Theoretical and Experimental General Relativity, Gravitation and Relativistic Field Theories* (In 3 Volumes). 2008.
- [13] C. Armendariz-Picon, *Creating Statistically Anisotropic and Inhomogeneous Perturbations*, *JCAP* **09**, (2007) 014.
- [14] T. S. Pereira, C. Pitrou, J.-Ph. Uzan, *Theory of cosmological perturbations in an anisotropic universe*, *JCAP* **09**, (2007) 006.
- [15] A.E. Gumrukcuoglu, C. R. Contaldi, M. Peloso, *Inflationary perturbations in anisotropic backgrounds and their imprint on the cosmic microwave background*, *JCAP* **0711**, (2007) 005.
- [16] Sh. Yokoyama, J. Soda, *Primordial statistical anisotropy generated at the end of inflation*, *JCAP* **08**, (2008) 005.
- [17] S. Kanno, M. Kimura, J. Soda, Sh. Yokoyama, *Anisotropic inflation from vector impurity*, *JCAP* **08**, (2008) 034.
- [18] M. Watanabe, S. Kanno, J. Soda, *Inflationary Universe with Anisotropic Hair*, *Phys. Rev. Lett.* **102** (2009) 191302.
- [19] Ch.-Y. Tseng and M. B. Wise, *Inflaton two-point correlation in the presence of a cosmic string*, *Phys. Rev. D* **80** (2009) 103512.
- [20] S. Weinberg, *Quantum contributions to cosmological correlations*, *Phys. Rev. D* **72** (2005) 043514.
- [21] B. Mirza, M. Eshaghi, and S. Dehdashti, *Lorentzian wormholes in the Friedman-Robertson-Walker universe*, *Int. J. Mod. Phys. D* **15** (2006) 1217.