

The Λ -invariant and topological pathways to influence sub-micron strength and crystal plasticity

Stefanos Papanikolaou^{†1,2} and Giacomo Po³

¹*Department of Mechanical Engineering, The West Virginia University*

²*Department of Physics, The West Virginia University*

³*Department of Mechanical Engineering, University of Miami*

(Dated: January 21, 2022)

In small volumes, sample dimensions are known to strongly influence mechanical behavior, especially strength and crystal plasticity. This correlation fades away at the so-called *mesoscale*, loosely defined at several micrometers in both experiments and simulations. However, this picture depends on the *entanglement* of the initial defect configuration. In this paper, we study the effect of sample dimensions with a full control on dislocation topology, through the use of a novel observable for dislocation ensembles, the Λ -invariant, that depends only on mutual dislocation linking: It is built on the natural vortex character of dislocations and it has a continuum/discrete correspondence that may assist multiscale modeling descriptions. We investigate arbitrarily complex initial dislocation microstructures in sub-micron-sized pillars, using three-dimensional discrete dislocation dynamics simulations for finite volumes. We demonstrate how to engineer nanoscale dislocation ensembles that appear virtually independent from sample dimensions, either by biased-random dislocation loop deposition or by sequential mechanical loads of compression and torsion.

Among the most remarkable aspects of forming processes in metals is the ability to manipulate material strength by “cold working” [1]. At the heart of this versatile feature lies the ability of crystal defects, especially dislocations [2, 3], to interact collectively, develop entangled microstructures and multiply. Dislocation entanglement has been notoriously believed to control a plethora of phenomena in metallurgy, including work and kinematic hardening, as well as fatigue [4]. However, the paramount importance of dislocation entanglement only became clear in the study of small finite volumes, by noticing the dramatic effects of its absence [5–10]: Crystalline strength drastically increases when at least one dimension decreases below the so-called *mesoscale*, which loosely refers to a few micrometers [11–15] where dislocations, conceived as point particles, define their “mean-free path” [12]. Nevertheless, crystal dislocations are more often than not, loops that may easily extend to the volume boundaries, and thus mutual dislocation topologies may be critical. In addition, far-from-equilibrium basics suggest that mechanical yielding is a *transient behavior* that ought to strongly depend on initial conditions, especially in small volumes [16]. In this work, we show that dislocation entanglement primarily depends on the dislocation ensemble topology and not a particular lengthscale. We investigate the possible effects of initial conditions by constructing a topological observable of dislocation networks, the Λ -invariant, that is only dependent on mutual loop entanglement. We show that the Λ -invariant can be used to generate arbitrarily complex microstructures, either by deposition or cold-working, rendering a sub-micron volume capable of yielding like

a bulk sample. In this way, we may identify topological pathways to manage strength and crystal plasticity and unify critical aspects of multiscale materials modeling.

While interactions and mechanisms of individual dislocations are fairly understood, crystal plasticity modeling still remains an enormous challenge. For example, the necessary “back-stress” for theories of kinematic and work hardening [1], does not yet have a precise microscopic definition [17, 18]. In fact, the great complexity of crystal plasticity theories originates in that dislocation ensembles are more akin to a “bird’s nest”, rather than a set of separate small and simpler elementary bodies [19]. In sub-micron-sized volumes, where it becomes tough to fit such a nest, common plasticity practically disappears, giving its place to uncommon size effects and stochasticity in the mechanical response [9, 20, 21]. In association, cold-working a micropillar before testing [22] may turn size effects into Taylor hardening (*cf.* Fig. 1(c)), as dislocation density increases [23]. However, another plausible interpretation is that dislocation *complexity* is the key, in a small finite volume, that may unlock common plasticity. In such a scenario, the inflection point Λ_c has a fundamental importance in terms of topological complexity, possibly revealing how many dislocation “twigs” need to intertwine to start behaving as a bird’s nest.

We present a novel approach to characterize and engineer dislocation entanglement that naturally translates into continuum and large-deformation descriptions of dislocation ensembles. Our basis is the construction of a scalar volume observable, dubbed Λ -invariant, which may be shown to have special topological properties, thus leaping beyond the distortion (elastic/plastic) or dislocation density tensors [24]. The purpose of Λ is to count and sum the linking number of each pair of dislocation loops across the ensemble.

[†]stefanos.papanikolaou@mail.wvu.edu

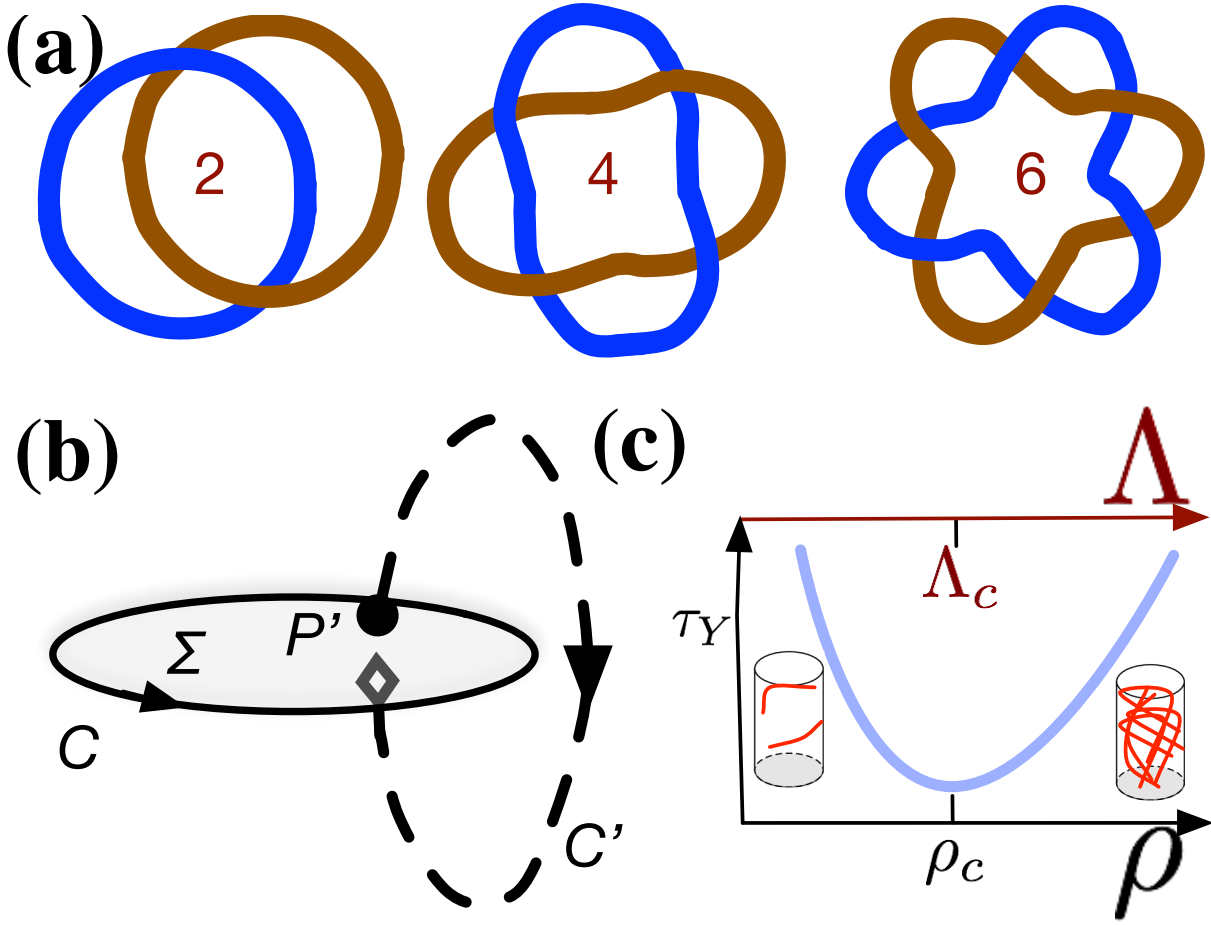


FIG. 1: **Dislocation Loops and Topology.** (a) Two dislocation loops on different slip systems can form a topological *link* with linking number 2, 4 or 6 depending on the activation of additional latent hardening mechanisms such as double cross-slip. (b) The *linking number* can be directly calculated through a dislocation line double integral, the Gauss integral. (c) The calculation of a dislocation ensemble linking number (assuming closed dislocation loops) can be performed either in simulations or experiments (Figure).

The *Linking Number* for two dislocation loops i and j is defined as $L_{ij} = \frac{1}{4\pi} \int_{C_1} \int_{C_2} d\Omega(\mathbf{r}_1, \mathbf{r}_2) \equiv \frac{1}{4\pi} \int_{C_1} \int_{C_2} \frac{(\mathbf{dr}_2 \times \mathbf{r}_1) \cdot \mathbf{r}_{12}}{r_{12}^3}$ [25, 26] and it is a plausible way to define the mutual entanglement of a pair of dislocation loops (*cf.* Fig. 1(b)). A linking number of 2 is typical for crossing dislocations in different slip systems, while higher linking numbers require additional consecutive mechanisms such as consecutive double cross-slip events (*cf.* Fig. 1(a)). The topological character of the linking number originates in that it does not depend on local line distortions, thus it does not explicitly relate to dislocation *length* density. In this way, it complements common dislocation network observables.

The Λ -invariant in a crystal of Burgers vector magnitude b is defined as,

$$\Lambda = \frac{1}{b^2} \int d^3x \beta^E \cdot (\nabla \times \beta^E) = \frac{1}{b^2} \int d^3x \beta_{ij}^E \alpha_{ij} \quad (1)$$

where α is the Nye dislocation density tensor and the

elastic distortion β^E combines with the plastic distortion β^P to give $\beta^P + \beta^E = \text{grad}(u)$, where u is the displacement field due to deformation [1, 2], ultimately satisfying on a closed crystal boundary Γ

$$\alpha = \nabla \times \beta^E = -\nabla \times \beta^P = \delta_\Gamma \otimes \vec{b} \quad (2)$$

This defining vortex character of dislocations signifies that dislocations maintain a *loop* character that may not end within the crystal. By using this feature, one may show (see Appendix A) [27, 28] that

$$\Lambda = -\frac{1}{b^2} \sum_{i,j} L_{ij} \mathbf{b}_i \cdot \mathbf{b}_j \quad (3)$$

where L_{ij} is the linking number between loops i and j , while \mathbf{b}_i and \mathbf{b}_j are their respective Burgers vectors.

The primary usefulness of Λ is its capacity of predicting the onset of dislocation multiplication through dislocation junction formation and associated mechanisms. The connection between finite Λ and junction formation

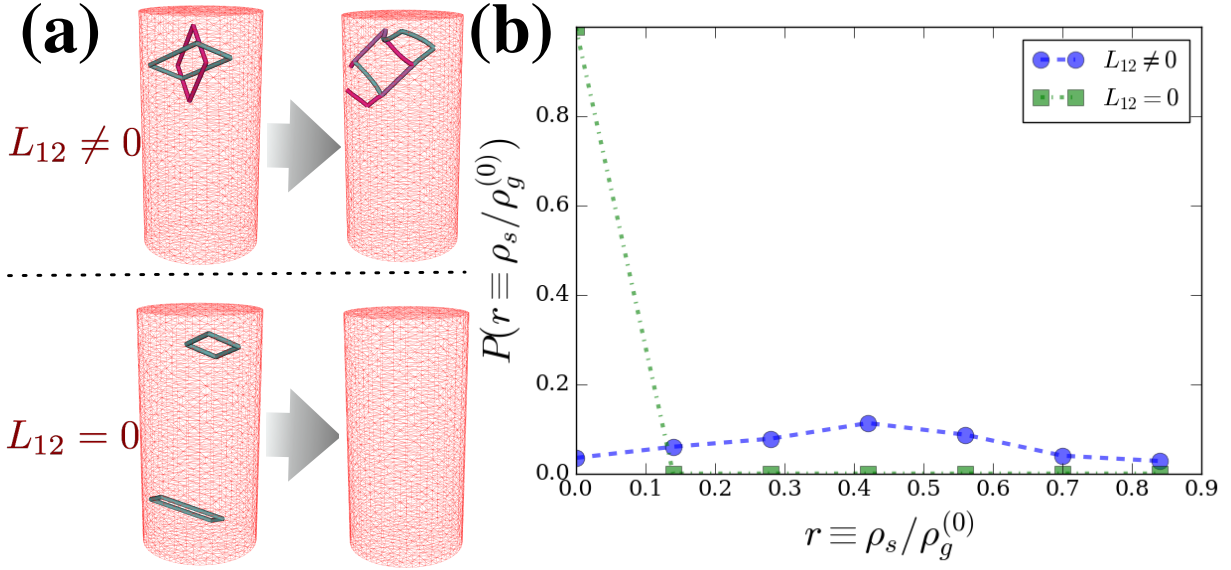


FIG. 2: **Energetics & Statistics:** (a) Initial conditions of i) two prismatic dislocation loops 1 and 2, with randomly selected Burgers vectors but finite L_{12} , ii) two prismatic dislocation loops 1 and 2, with randomly selected Burgers vectors but zero L_{12} . (b) Probability of forming sessile dislocation junctions through 2 randomly placed prismatic loops with or without linking.

can be seen in two ways: First, the absence of linking ($L_{ij} = 0$) leads to a negligible *statistical* probability for junction formation, especially in small finite volumes (*cf.* Fig. 2). Second, the dependence of Λ on the linking loops' Burgers vectors' dot product point directly to a junction-formation energetic connection to the Frank rule. A way to realize different possibilities is to consider prismatic dislocation loops, which have been connected to hardening effects in various circumstances [29, 30]. If one considers two prismatic dislocation loops randomly placed in a small finite volume, then the histogram of *sessile* dislocation junction formation displays significant junction length formation for both signs of Λ , with a wide probability distribution (see Fig. 2) that remarkably overwhelms the unlinking case. It is worth noting that it has been common to consider segment-based junction formation arguments [31, 32] (*ie.* nearby straight lines), but the scenario of two dislocation loops that intertwine is significantly different since all possible signs of dislocation interactions are present in such a linked dislocation pair. Thus, it is natural to expect a significantly larger *statistical* preference towards sessile junction formation for linked loops than two nearby straight lines [33, 34]

The statistical finding for the fate of two linked loops has significant consequences for the behavior of collective dislocation networks. By using a numerical algorithm that explicitly tracks dislocation loops [35] and their mutual linking numbers throughout the dislocation dynamics simulation [35–40], we are able to arbitrarily tune the complexity of the initially deposited dislocation configuration. We consider the geometry of a cylindrical nanopillar finite element mesh of diameter

$D = 2000b \sim 600\text{nm}$ for single crystalline Cu FCC with $\mathbf{b} = 0.185\text{nm}$. We generate a wealth of prismatic loop initial conditions by depositing prismatic dislocation loops of randomly selected Burgers vectors in the nanopillar until a target dislocation density ρ_0 is reached (see *e.g.* Fig. 3(a) for $\rho_0 = 10^{13}/\text{m}^2$). Furthermore, by biasing the deposition of prismatic loops towards collectively increasing Λ magnitude, we acquire complete control on the investigation of dislocation topological effects.

The effect of topologically rich initial conditions is drastic in causing statistical *size independence* in material properties such as the compressive yield strength (*cf.* Fig. 3(b)). For large initial Λ_0 (in this work, we focus on Λ 's magnitude), in fact, the strength of the pillars is dominated by the microstructure entanglement as opposed to the sample size, leading to a linear increase of the sessile dislocation density at an arbitrarily chosen 0.4% finite strain ($\rho_{\text{sess}} \sim \Lambda_0$). While this is only evidence of a scaling relation between Λ_0 and dislocation densities in small finite volumes, we expect that the scaling relationship $\rho_{\text{sess}}(\epsilon) \sim \Lambda_0^\delta$ for $\delta \geq 0$ generically holds for any dislocation ensemble. Plastic yielding in these systems is accompanied by large Λ -“avalanches” (*cf.* Fig. 3(c)), caused by large increase in the density of *sessile* (*cf.* Fig. 3(d)), and subsequent multiplication to increase the total dislocation density (*cf.* Fig. 3(d)). Overall, this behavior should be contrasted to the typically observed size-dependent one in analogously small finite volumes [41], which in our simulations can be seen only for $\Lambda_0 < 1.8$.

Besides artificial deposition of initial dislocation configurations with dramatic effects on mechanical proper-

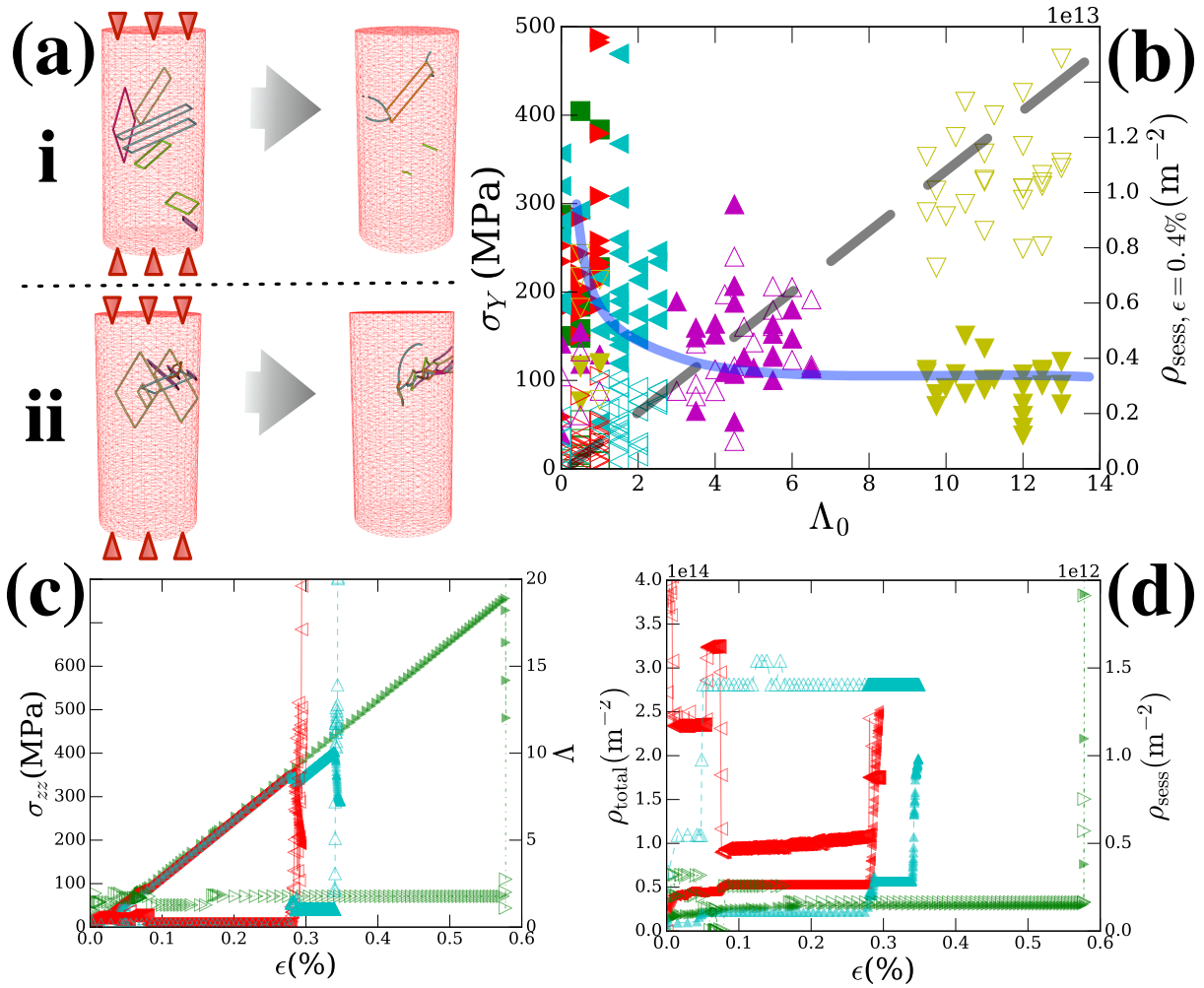


FIG. 3: Depositing&Testing Entanglement – Uniaxial Compression in Designed Dislocation Configurations & Size In-dependence (a) Random deposition and uniaxial compression of prismatic dislocation loops in a finite mesh of $R = 0.3\mu\text{m}$ in (i) an unbiased or (ii) Λ -biased manner. (shown compression to 0.01% strain for $\rho_0 = 2 \times 10^{13}/\text{m}^2$) (b) Nanopillar yield stress (solid symbols) and sessile dislocation density (open symbols) at 0.2% strain as function of initial Λ_0 . Every point corresponds to a uniaxial compression simulation: (ρ_0 : {■ : $10^{13}/\text{m}^2$ }, {► : $2 \times 10^{13}/\text{m}^2$ }, {◄ : $4 \times 10^{13}/\text{m}^2$ }, {▲ : $8 \times 10^{13}/\text{m}^2$ }, {▼ : $10^{14}/\text{m}^2$ }). Also, three sample cases are shown for (c) loading stress σ_{zz} and Λ vs. ϵ , and (d) total and sessile dislocation density vs. ϵ . Sessile dislocation density increases roughly linearly with Λ_0 while yield stress quickly saturates. ({▲ : $8 \times 10^{12}/\text{m}^2$ }, {► : $10^{13}/\text{m}^2$ }, {◄ : $2 \times 10^{13}/\text{m}^2$ })

ties, the topological character of Λ may guide us towards generating large-entanglement structures through particularly *efficient* mechanical loading paths. These loading paths can be also predicted through modeling of latent hardening for particular crystalline structure [42]. The key towards identifying such loading paths is the calculation of the Λ -dynamics. For a large class of continuum dislocation theories that satisfy global Burgers vector conservation and Orowan's law of collective dislocation motion, it may be shown that (Appendix B)

$$\frac{\partial \Lambda}{\partial t} = \frac{1}{b^2} \int_{\partial V} dS_j \epsilon_{jkm} \beta_{kl}^E J_{ml} \quad (4)$$

where the typical assumption of overdamped dynamics is considered and $J_{ij} = \epsilon_{ikm} F_m \alpha_{kj}$, where F_m is the PK force on the dislocation density α_{kj} . The tensorial character of the right-hand side of Eq. 4 implies that only particular loading directions can increase Λ , a fact well known from studies of latent hardening in crystal plasticity [12, 43–45]. A physically intuitive example is the uniaxial compression of pre-torsioned specimens, where dislocation flow J_{ij} may be assumed in a pre-strained environment to a torsion angle θ_0 , with induced β^E along the cylindrical θ direction (*ie.* $\partial_x u_z$ and $\partial_y u_z$ are non-zero) while $\mathbf{t} \times \mathbf{v}$ for an x-y gliding dislocation would be along \mathbf{z} during compression. This combination of indices

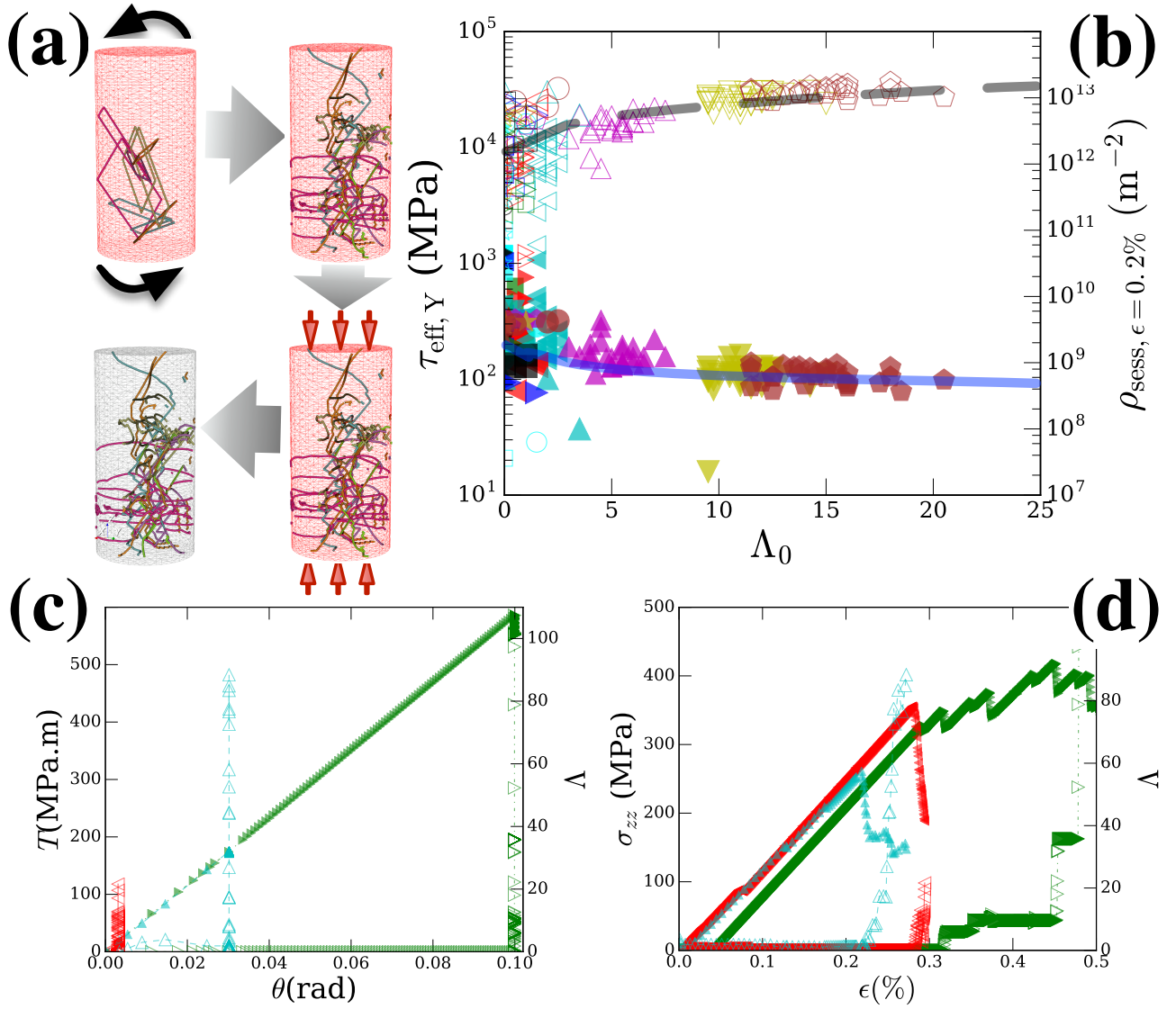


FIG. 4: Engineering Entanglement by Cold Working: Pure Torsion Followed by Uniaxial Compression. (a) A protocol is followed where a dislocation loop configuration at density ρ_0 is prepared, torsion is applied on top/bottom pillar surfaces up to pre-chosen torsion angle θ_0 , and then uniaxial compression is applied towards yield. The configurations at each step of the process are shown for a particular configuration with $\rho_0 = 3 \times 10^{13}/\text{m}^2$. (b) Yield stress *vs.* Λ_0 for a variety of initial conditions and torsions $\rho_0 \in (5 \times 10^{12}, 2 \times 10^{14})$ and $T \in \{10^{-5}, 0.1\}$. Three characteristic cases are shown for (c) Torsion T (filled symbols) and Λ (open symbols) *vs.* torsion angle θ and (d) subsequent loading stress σ_{zz} (filled symbols) and Λ (open symbols) *vs.* axial strain ϵ . $\{\rho_0, \theta_0\} \rightarrow (\blacktriangleright : [10^{13}/\text{m}^2, 0.1], \blacktriangleleft : [2 \times 10^{13}/\text{m}^2, 3 \times 10^{-3}], \blacktriangle : [2 \times 10^{13}/\text{m}^2, 3 \times 10^{-2}])$.

gives a concrete contribution to the right-hand-side integral of Eq. 4. Physically, in the idealized continuum cases, torsion induces geometrically imposed screw dislocations along the torsion axis. It is natural to expect that torsion-induced screw dislocations along the loading axis would tangle with horizontal-moving slip during subsequent compression, and this is precisely what Eq. 4 is predicting.

To confirm the approach towards the generation of Λ , we perform explicit 3D-DDD sequential-loading simula-

tions of submicron-sized pillars with various initial dislocation densities ρ_0 . We vary ρ_0 from 5×10^{12} to 3×10^{14} . As shown in Fig. 4(a), the application of a finite amount of torsion (which may not be necessarily large enough to induce plasticity) on the top/bottom surfaces up to a target torsion angle $\theta_0 \in (0, 0.1)\text{rad}$, leads to a highly extended dislocation configuration that generates large entanglement when it is followed by uniaxial compression, as it is witnessed by the increase of Λ . Characteristically, if one calculates the combined-loading ef-

fective stress, then the yield stress is remarkably size-independent (*cf.* Fig. 4(b)) and the saturation level for the sessile dislocation density is easily at virtually any case, even with miniscule initial Λ and initial dislocation density. As one may see in particular example cases (*cf.* Fig. 4(c),(d)), the application of torsion is followed with a dramatic increase of Λ , as suspected by our developed topological intuition.

The usefulness of Λ is not limited to the characterization and prediction of discrete and entangled dislocation networks, but also it extends to represent a unique *discrete-continuum* link that can be directly calculated in both the discrete and the continuum worlds. In the continuum, it is just needed to properly estimate a β^E -dependent volume integral. Its topological origin also allows us to write the correspondent of Λ for large deformations. Following Ref. [46] a large deformation generalization may be shown to be, (Appendix C)

$$\Lambda = \frac{1}{b^2} \int J^e \mathbf{F}^{e-1} \cdot (\nabla \times \mathbf{F}^{e-1})^{-\tau} \cdot \mathbf{F}^{e-\tau} d\tilde{V} \quad (5)$$

In this way, Λ 's information may be instrumental for extending dislocations' role towards multiscale modeling of

large scales and large deformations.

In conclusion, we presented a topological approach to investigate dislocation entanglement [47] and latent hardening in crystals. We find that the manipulation of initially prepared dislocation configurations' topological complexity can generate *size independent* crystal plasticity even in nanoscale volumes, that are believed to be *intrinsically* size-dependent [48, 49]. This leap of understanding on the manipulation and control of dislocation networks, may allow for optimization and design of multi-axial, sequential cold-working pathways in metallurgy.[50, 51]

ACKNOWLEDGMENTS

We would like to thank J. Bassani, N. Ghoniem, A. Reid, A. Rollett and E. Van der Giessen for inspiring discussions and comments. This work is supported through the award DOE-BES DE-SC0014109 (SP). This work benefited greatly from the facilities and staff of the Super Computing System (Spruce Knob) at West Virginia University.

-
- [1] Robert Asaro and Vlado Lubarda, *Mechanics of solids and materials* (Cambridge University Press, 2006).
 - [2] Peter M Anderson, John P Hirth, and Jens Lothe, *Theory of dislocations* (Cambridge University Press, 2017).
 - [3] Ladislav Kubin, *Dislocations, mesoscale simulations and plastic flow*, Vol. 5 (Oxford University Press, 2013).
 - [4] Frank Reginald Nunes Nabarro, Zbigniew Stanislaw Basinski, and DB Holt, "The plasticity of pure single crystals," *Advances in Physics* **13**, 193–323 (1964).
 - [5] Jaafar A El-Awady, Ming Wen, and Nasr M Ghoniem, "The role of the weakest-link mechanism in controlling the plasticity of micropillars," *Journal of the Mechanics and Physics of Solids* **57**, 32–50 (2009).
 - [6] Seok-Woo Lee, Andrew T Jennings, and Julia R Greer, "Emergence of enhanced strengths and baushinger effect in conformally passivated copper nanopillars as revealed by dislocation dynamics," *Acta Mater.* **61**, 1872–1885 (2013).
 - [7] Ill Ryu, Wei Cai, William D Nix, and Huajian Gao, "Stochastic behaviors in plastic deformation of face-centered cubic micropillars governed by surface nucleation and truncated source operation," *Acta Materialia* **95**, 176–183 (2015).
 - [8] Stefanos Papanikolaou, Hengxu Song, and Erik Van der Giessen, "Obstacles and sources in dislocation dynamics: Strengthening and statistics of abrupt plastic events in nanopillar compression," *Journal of the Mechanics and Physics of Solids* **102**, 17–29 (2017).
 - [9] Stefanos Papanikolaou, Yinan Cui, and Nasr Ghoniem, "Avalanches and plastic flow in crystal plasticity: an overview," *Modelling and Simulation in Materials Science and Engineering* **26**, 013001 (2017).
 - [10] S. Papanikolaou, D.M. Dimiduk, W. Choi, J.P. Sethna, M.D. Uchic, C.F. Woodward, and S. Zapperi, "Quasi-periodic events in crystal plasticity and the self-organized avalanche oscillator," *Nature* **490**, 517–521 (2012).
 - [11] K Croes, "Metal forming: Mechanics and metallurgy, edited by wf hosford and r. caddell," (2011).
 - [12] B Devincere, Thierry Hoc, and L Kubin, "Dislocation mean free paths and strain hardening of crystals," *Science* **320**, 1745–1748 (2008).
 - [13] Vasily V Bulatov, Luke L Hsiung, Meijie Tang, Athanasios Arsenlis, Maria C Bartelt, Wei Cai, Jeff N Florando, Masato Hiratani, Moon Rhee, and Gregg Hommes, "Dislocation multi-junctions and strain hardening," *Nature* **440**, 1174 (2006).
 - [14] UF Kocks and H Mecking, "Physics and phenomenology of strain hardening: the fcc case," *Progress in materials science* **48**, 171–273 (2003).
 - [15] H Mecking and UF Kocks, "Kinetics of flow and strain-hardening," *Acta Metallurgica* **29**, 1865–1875 (1981).
 - [16] Nigel Goldenfeld, "Lectures on phase transitions and the renormalization group," (1992).
 - [17] A. El-Azab, "Statistical mechanics treatment of the evolution of dislocation distributions in single crystals," *Phys. Rev. B* **61**, 11956–66 (2000).
 - [18] Yong S Chen, Woosong Choi, Stefanos Papanikolaou, and James P Sethna, "Bending crystals: emergence of fractal dislocation structures," *Physical review letters* **105**, 105501 (2010).
 - [19] A. H. Cottrell, F. R. N. Nabarro, and M. S. Duesbery, "Commentary. a brief view of work hardening," in *Dislocations in Solids*, Vol. 11 (Elsevier, 2002) pp. vii–xvii.
 - [20] Dennis M Dimiduk, Chris Woodward, Richard LeSar, and Michael D Uchic, "Scale-free intermittent flow in crystal plasticity," *Science* **312**, 1188–1190 (2006).
 - [21] Michael D Uchic, Paul A Shade, and Dennis M Dimiduk, "Plasticity of micrometer-scale single crystals in com-

- pression,” Annual Review of Materials Research **39**, 361–386 (2009).
- [22] Jaafar A El-Awady, Satish I Rao, Christopher Woodward, Dennis M Dimiduk, and Michael D Uchic, “Trapping and escape of dislocations in micro-crystals with external and internal barriers,” International Journal of Plasticity **27**, 372–387 (2011).
- [23] Jaafar A El-Awady, “Unravelling the physics of size-dependent dislocation-mediated plasticity,” Nature Comm. **6** (2015).
- [24] J.P. Hirth and J. Lothe, *Theory of Dislocations*, 2nd edn. (McGraw-Hill, New York, 1982).
- [25] Kunio Murasugi, *Knot theory and its applications* (Springer Science & Business Media, 2007).
- [26] Louis H Kauffman, *Knots Theory and Physics* (World Scientific: Singapore, 1991).
- [27] Henry Keith Moffatt, GM Zaslavsky, P Comte, and M Tabor, *Topological aspects of the dynamics of fluids and plasmas*, Vol. 218 (Springer Science & Business Media, 2013).
- [28] Henry Keith Moffatt, “The degree of knottedness of tangled vortex lines,” Journal of Fluid Mechanics **35**, 117–129 (1969).
- [29] Wolfgang Püschl, “Models for dislocation cross-slip in close-packed crystal structures: a critical review,” Progress in materials science **47**, 415–461 (2002).
- [30] G Saada and J Washburn, “Interaction between prismatic and glissile dislocations,” (1962).
- [31] LK Wickham, KW Schwarz, and JS Stölken, “Rules for forest interactions between dislocations,” Physical review letters **83**, 4574 (1999).
- [32] R Madec, B Devincere, and LP Kubin, “On the nature of attractive dislocation crossed states,” Computational materials science **23**, 219–224 (2002).
- [33] VB Shenoy, RV Kukta, and R Phillips, “Mesoscopic analysis of structure and strength of dislocation junctions in fcc metals,” Physical Review Letters **84**, 1491 (2000).
- [34] R Madec, B Devincere, and LP Kubin, “From dislocation junctions to forest hardening,” Physical review letters **89**, 255508 (2002).
- [35] Giacomo Po and Nasr Ghoniem, “Mechanics of defect evolution library, model,” (<https://bitbucket.org/model/model/wiki/home>) (2015).
- [36] N. M. Ghoniem and R. J. Amodeo, “Computer simulation of dislocation pattern formation,” Solid State Phenomena **3 & 4**, 377 (1988).
- [37] Athanasios Arsenlis, Wei Cai, Meijie Tang, Moono Rhee, Tomas Oppelstrup, Gregg Hommes, Tom G Pierce, and Vasily V Bulatov, “Enabling strain hardening simulations with dislocation dynamics,” Modelling and Simulation in Materials Science and Engineering **15**, 553 (2007).
- [38] Erik Van der Giessen and Alan Needleman, “Discrete dislocation plasticity: a simple planar model,” Modelling and Simulation in Materials Science and Engineering **3**, 689 (1995).
- [39] D. Weygand, L.H. Friedman, E. Van der Giessen, and A. Needleman, “Discrete dislocation modeling in tree-dimensional confined volumes,” Material Science and Engineering **A309-310**, 420 (2001).
- [40] Giacomo Po, Mamdouh S Mohamed, Tamer Crosby, Can Erel, Anter El-Azab, and Nasr Ghoniem, “Recent progress in discrete dislocation dynamics and its applications to micro plasticity,” JOM **66**, 2108–2120 (2014).
- [41] M.D. Uchic, P.A. Shade, and D.M. Dimiduk, “Plasticity of micrometer-scale single crystals in compression,” Annual Review of Materials Research **39**, 361–386 (2009).
- [42] R Lagneborg and B-H Forsen, “A model based on dislocation distributions for work-hardening and the density of mobile and immobile dislocations during plastic flow,” Acta Metallurgica **21**, 781–790 (1973).
- [43] B Devincere and L.P. Kubin, “Simulations of forest interactions and strain hardening in fcc crystals,” Modelling Simul. Mater. Sci. Eng. **2**, 559 (1994).
- [44] U. F. Kocks, “A statistical theory of flow stress and work-hardening,” Phil Mag **13**, 541 (1966).
- [45] Tomoyuki Takeuchi, “Work hardening of copper single crystals with multiple glide orientations,” Transactions of the Japan Institute of Metals **16**, 629–640 (1975).
- [46] Paolo Cermelli and Morton E Gurtin, “On the characterization of geometrically necessary dislocations in finite plasticity,” Journal of the Mechanics and Physics of Solids **49**, 1539–1568 (2001).
- [47] Benoît Devincere, Ladislav Kubin, and Thierry Hoc, “Physical analyses of crystal plasticity by dd simulations,” Scripta Materialia **54**, 741–746 (2006).
- [48] George Z Voyiadjis and Mohammadreza Yaghoobi, “Size and strain rate effects in metallic samples of confined volumes: Dislocation length distribution,” Scripta Materialia **130**, 182–186 (2017).
- [49] Christopher R Weinberger and Wei Cai, “The stability of lomer-cottrell jogs in nanopillars,” Scripta Materialia **64**, 529–532 (2011).
- [50] N Hansen and DA Hughes, “Analysis of large dislocation populations in deformed metals,” physica status solidi (a) **149**, 155–172 (1995).
- [51] Chuanshi Hong, Xiaoxu Huang, and Grethe Winther, “Dislocation content of geometrically necessary boundaries aligned with slip planes in rolled aluminium,” Philosophical Magazine **93**, 3118–3141 (2013).

Appendices

A. Λ AND LINKING NUMBERS

$$\oint_{\partial S} \epsilon_{klm} T dL_k = \int_S (T_{,m} dS_l - T_{,l} dS_m) \quad (6)$$

$$\oint_{\partial S} T dL_i = \int_S \epsilon_{ijk} T_{,k} dS_j \quad (7)$$

$$\begin{aligned} \frac{1}{4\pi} \oint \oint \frac{\mathbf{r}_1 - \mathbf{r}_2}{\|\mathbf{r}_1 - \mathbf{r}_2\|^3} \cdot (d\mathbf{r}_1 \times d\mathbf{r}_2) &= \\ &= \left(\frac{1}{R} \right)_{,j} \epsilon_{jkl} dx_k^{(A)} dx_l^{(B)} \\ &= \frac{1}{2} R_{,ppj} \epsilon_{jkl} dx_k^{(A)} dx_l^{(B)} \end{aligned} \quad (8)$$

$$\begin{aligned}
b^2 \Lambda &= \int_{\mathbb{R}^3} \beta_{ij}^E \alpha_{ij} dV \\
&= \int_{\mathbb{R}^3} \beta_{ij}^E \sum_A \oint_{\mathcal{L}^A} \delta(\mathbf{x} - \mathbf{x}') b_i^A d\ell_j' dV \\
&= \sum_A b_i^A \oint_{\mathcal{L}^A} \beta_{ij}^E d\ell_j \\
&= \sum_A b_i^A \oint_{\mathcal{L}^A} u_{i,j} d\ell_j \mp \sum_A b_i^A \oint_{\mathcal{L}^A} \beta_{ij}^P d\ell_j \\
&= \sum_A b_i^A \oint_{\mathcal{L}^A} \sum_B \int_{S^B} b_i^B \delta(\mathbf{x} - \mathbf{x}') dS_j' d\ell_j \\
&= -\frac{1}{4\pi} \sum_A \sum_B b_i^A b_i^B \oint_{\mathcal{L}^A} \int_{S^B} \left(\frac{1}{R} \right)_{,pp} dS_j' d\ell_j \\
&= -\frac{1}{4\pi} \sum_A \sum_B b_i^A b_i^B \oint_{\mathcal{L}^A} \int_{S^B} \left(\frac{1}{R} \right)_{,pj} dS_p' d\ell_j \\
&\quad - \frac{1}{4\pi} \sum_A \sum_B b_i^A b_i^B \oint_{\mathcal{L}^A} \oint_{\mathcal{L}^B} \epsilon_{kjp} \left(\frac{1}{R} \right)_{,p} d\ell_k' d\ell_j \\
&= -\frac{1}{4\pi} \sum_A \sum_B b_i^A b_i^B \oint_{\mathcal{L}^A} \oint_{\mathcal{L}^B} \epsilon_{kjp} \left(\frac{1}{R} \right)_{,p} d\ell_k' d\ell_j' \\
&= -\sum_{A,B} L_{AB} \mathbf{b}_A \cdot \mathbf{b}_B \tag{9}
\end{aligned}$$

B. THE Λ DYNAMICS

For x-y torsion $\beta_E \sim \hat{\theta}$ (primarily) in cylindrical coordinates, since most dislocations (screw) are lying along z-axis. Moreover, dynamics during compression in a torsioned specimen implies that $J \sim -\hat{r}$ in cylindrical coordinates. (to check it again)

In order to be careful, one needs to carefully perform these calculations using the proper tensorial indices. In this context, it is important to clarify that:

1. For α_{ij} : i indexes the dislocation line vector \mathbf{t} that the dislocation is tangent to, while j indexes the Burgers vector \mathbf{b} .
2. For J_{ij} and a single dislocation line moving with velocity \mathbf{v} , $J_{ij} = \epsilon_{ikm} t_k b_j v_m \delta(\mathbf{x})$ at some location \mathbf{x} . So, i labels the cross product $\mathbf{t} \times \mathbf{v}$.
3. Also, for J_{ij} (if overdamped dynamics is considered): it is written as $J_{ij} = \epsilon_{ikm} F_m \alpha_{kj}$, where F_m is the PK force on the dislocation density α_{kj} ($F \propto \alpha$ making sure that a dislocation density moves perpendicularly to the dislocation line vector).
4. For β_{ij}^E : i labels the strain direction, while j the component of the displacement vector.
5. We need to assume a particular dynamics law for the elastic and plastic distortion in order to proceed.

Assuming the Nye dislocation tensor,

$$\alpha_{ij} = -\epsilon_{ilm} \partial_l \beta_{mj}^P = \epsilon_{ilm} \partial_l \beta_{mj}^E \tag{10}$$

we can assume a generic conservation law for the Burgers' vector:

$$\partial_t \alpha_{ij} = -\epsilon_{ilm} \partial_l J_{mj} \tag{11}$$

which also implies,

$$\partial_t \beta_{ij}^E = -J_{ij} \tag{12}$$

The ultimate target is to understand and predict which loading modes can lead to a large increase of the dislocation helicity, and consequently the elastic energy of the crystal. Assuming that the volume V is fixed, with ∂V a boundary surface, then, if the helicity is defined as:

$$\Lambda = \frac{1}{b^2} \int_V dV \beta_{kl}^E \epsilon_{kmn} \partial_m \beta_{nl}^E \tag{13}$$

or

$$\Lambda = \frac{1}{b^2} \int_V dV \beta_{kl}^E \alpha_{kl} \tag{14}$$

then the temporal variation of dislocation helicity is derived by direct differentiation:

$$b^2 \frac{\partial \Lambda}{\partial t} = \int_V dV \frac{\partial \beta_{kl}^E}{\partial t} \alpha_{kl} + \int_V dV \beta_{kl}^E \frac{\partial \alpha_{kl}}{\partial t} \tag{15}$$

Now we can use Eqs. 11 and 12, showing that

$$b^2 \frac{\partial \Lambda}{\partial t} = - \int_V dV J_{kl} \alpha_{kl} - \int_V dV \beta_{kl}^E \epsilon_{kjm} \partial_j J_{ml} \tag{16}$$

Now, we may use integration by parts in the second integral:

$$\begin{aligned}
b^2 \frac{\partial \Lambda}{\partial t} &= - \int_V dV J_{kl} \alpha_{kl} - \int_{\partial V} dS_j \beta_{kl}^E \epsilon_{kjm} J_{ml} + \\
&\quad \int_V dV \partial_j \beta_{kl}^E \epsilon_{kjm} J_{ml} \tag{17}
\end{aligned}$$

which is equal to:

$$\begin{aligned}
b^2 \frac{\partial \Lambda}{\partial t} &= - \int_V dV J_{kl} \alpha_{kl} - \int_V dV \alpha_{ml} J_{ml} - \\
&\quad \int_{\partial V} dS_j \beta_{kl}^E \epsilon_{kjm} J_{ml} \tag{18}
\end{aligned}$$

or

$$b^2 \frac{\partial \Lambda}{\partial t} = -2 \int_V dV J_{kl} \alpha_{kl} + \int_{\partial V} dS_j \epsilon_{jkm} \beta_{kl}^E J_{ml} \tag{19}$$

The first integral (volume) is identically zero for the conservative dynamics, since $J_{kl} \alpha_{kl} = \epsilon_{kij} \alpha_{il} F_j \alpha_{kl} \equiv$

$\epsilon_{kij}\alpha_{il}\alpha_{kl}F_j$ (zero by reversing k, i). Thus, it is proven that dislocation helicity is conserved by volume dynamics.

The second integral is equivalent to:

$$\int_{\partial V} d\mathbf{S} \cdot (\beta^E \times J) \quad (20)$$

C. Λ AT LARGE DEFORMATIONS

In the deformed configuration \mathbf{x} (also labeled by above symbols), one can still define simply the burgers vector as a smooth loop/surface integral:

$$\mathbf{b} = \int_{\partial S} \mathbf{F}^{e-1} d\mathbf{x} = \int_S (\nabla \times \mathbf{F}^{e-1})^\tau \tilde{\mathbf{n}} d\tilde{A} \quad (21)$$

with $\mathbf{F}^{e-1} = (\mathbf{F}^e)^{-1}$ and where \mathbf{n} is the vector normal to the area S . Also, it is important to remember that,

$$(\nabla \times \mathbf{T})_{ij} = \epsilon_{irs} \frac{\partial T_{js}}{\partial x_r} \quad (22)$$

with respect to the orthonormal basis vectors.

At large deformations, it is important to remember that the deformed coordinates are connected to the *reference* configuration through the relation:

$$\tilde{\mathbf{n}} d\tilde{A} = J^e \mathbf{F}^{e-\tau} \mathbf{n} dA \quad (23)$$

Regarding the Λ -invariant, it is transparent how to extend our definitions in the large deformation regime, in the deformed coordinates. Namely, one can define,

$$\Lambda = \frac{1}{b^2} \int \mathbf{F}^{e-1} \cdot (\nabla \times \mathbf{F}^{e-1})^{-\tau} d\tilde{V} \quad (24)$$

and in the **reference** frame:

$$\Lambda = \frac{1}{b^2} \int J^e \mathbf{F}^{e-1} \cdot (\nabla \times \mathbf{F}^{e-1})^{-\tau} \cdot \mathbf{F}^{e-\tau} d\tilde{V} \quad (25)$$

Eq. 25 represents the large deformation definition of the Λ -invariant.