

From Global Choreographies to Provably Correct and Efficient Distributed Implementations

Mohamad Jaber^a, Yliès Falcone^b, Paul Attie^a, Al-Abbass Khalil^a, Rayan Hallal^a

^aComputer Science Department, American University of Beirut, Beirut, Lebanon

^bUniv. Grenoble Alpes, CNRS, Inria, Grenoble INP, LIG, 38000 Grenoble, France

Abstract

We define a method to automatically synthesize provably-correct efficient distributed implementations from high-level global choreographies. A global choreography describes the execution and communication logic between a set of provided processes which are described by their interfaces. The operations at the level of choreographies include multiparty communications, choice, loop, and branching. Choreographies are master-triggered, that is each choreography has one master to trigger its execution. This allows to automatically generate conflict free distributed implementations without controllers. The behavior of the synthesized implementations follows the behavior of choreographies. In addition, the absence of controllers ensures the efficiency of the implementation and reduces the communication needed at runtime. Moreover, we define a translation of the distributed implementations to equivalent **Promela** versions. The translation allows verifying the distributed system against behavioral properties. We implemented a Java prototype to validate the approach and applied it to automatically synthesize micro-services architectures. We illustrate our method on the automatic synthesis of a verified distributed buying system.

1. Introduction

Developing correct distributed software is notoriously difficult. This is mainly due to their complex structure that consists of interactions between distributed processes. We mainly distinguish two possible directions to cope with the complexity of the interaction model: (1) high-level modeling frameworks [6]; (2) session types [5, 19, 7, 33, 15, 9]. The former facilitates expressing the communication models but makes efficient code generation difficult. High-level and expressive communication models require the generation of controllers to implement their communication logic. For instance, if we consider multiparty interactions with non-deterministic behavior that may introduce conflicts between processes, such conflicts would be resolved by creating new processes (controllers). Additionally, it is easier to develop distributed systems by reasoning about the global

Email addresses: mj54@aub.edu.lb (Mohamad Jaber), ylies.falcone@univ-grenoble-alpes.fr (Yliès Falcone), pa07@aub.edu.lb (Paul Attie), aak103@mail.aub.edu.lb (Al-Abbass Khalil), rah74@aub.edu.lb (Rayan Hallal)

communication model and not local processes. For these reasons, session types were introduced. Session types feature the notions of (i) *global protocol* which describes the communication protocol between processes and (ii) *local types* which are the projections of the global protocol on processes. Session types are generally developed following the below steps:

1. design of the global protocol;
2. automatic synthesis of the local types;
3. development of the code of processes;
4. static type checking of the local code of the processes w.r.t. their local protocols.

As a result, the obtained distributed software follows the stipulated global protocol. However, the current approach to developing session types suffers from several classical problems. First, there is redundancy in the code of local processes. Second, the communication logic is tangled as modifying the global protocol requires reimplementing some of the local code of the affected processes. Moreover, it suffers from the absence of providing facilities to handle and combine both communication and computation concerns.

Contributions. In this paper, we introduce a new framework which allows the automatic synthesis of the local code of the processes starting from a global choreography. First, inspired from the Behavior Interaction Priority framework (BIP) [4], we consider a set of components/processes with their interfaces and a configuration file that defines the variables of each component as well as the mapping between ports and their computation blocks. Then, given a global choreography, which is defined on the set of ports of the components and models coordination and composition operators, we automatically synthesize the local code of the processes that embed all communication and control flow logic. The choreography allows to define: (1) multiparty interaction; (2) branching; (3) loop; (4) sequential composition; and (5) parallel composition. Without loss of generality, as in most distributed system applications, we consider master-based protocols. In master-based protocol, each interaction has a master component deciding whether it can take place and the components involved in the interaction. This allows for the generation of fully distributed implementations, i.e., without the need of controllers, hence reducing the need for communication at runtime. Moreover, the synthesized implementations are provably correct, that is we prove that the behavior of the synthesized implementations follows the semantics of choreographies. Furthermore, we define a translation of the distributed implementations to equivalent **Promela** versions. Such a translation allows to verify user-defined properties on the implementations. Such translation allows to use the SPIN model-checker to verify properties. Our transformations are implemented in a Java tool that we applied to automatically synthesize micro-service architecture starting from global protocols.

Differences with HPC 4PAD paper. This paper revises and extends a paper that appeared in the proceedings of the International Symposium on Formal Approaches to Parallel and Distributed Systems (HPCS 4PAD 2018) [14]. The additional contributions can be summarized as follows. First, we define a translation of the distributed implementations to equivalent **Promela** processes. This permits the verification of the implementations against (safety and liveness) behavioral properties and thus provides additional confidence in the behavior of the distributed implementation. Second, we added

a synthesis example of a micro-service for a buying system, inspired from the examples tackled in collaboration with Murex Services S.A.L. industry [26]. Third, we revisited and extended the related work. Finally, we improve the presentation and readability by adding more details and examples.

Paper organization. The remainder of this paper is structured as follows. Section 2 fixes some notation used throughout the paper. Section 3 introduces some preliminary notions, common to choreography and distributed component-based systems. To illustrate our approach, we present a toy example of a variant of producer-consumer in Section 4. In Section 5, we define the syntax and the semantics of the choreography model. In Section 6, we introduce a distributed component-based model that is used to define the semantics of our choreography model. In Section 7, we transform choreographies to distributed component-based systems. In Section 8, based on the semantics of choreographies and distributed systems, we show that the transformation in Section 7 is correct in that the distributed system obtained from a choreography produces the same result as the choreography. In Section 9, we provide an efficient code generation of the obtained distributed component-based model and present a real case study. In Section 12, we present one of the case studies on a micro-service architecture to automatically derive the skeleton of each micro-service, in collaboration with Murex Services S.A.L. industry [26]. In Section 11, we define a translation of the code generated from a choreography into **Promela** for the purpose of verifying the generated code. We present related work in Section 13. Finally, we draw conclusions and outline future work in Section 14.

2. Notation

We denote by \mathbb{N} the set of natural numbers with the usual total orders \leq and \geq ; \mathbb{N}^* denotes the set $\mathbb{N} \setminus \{0\}$. Given two natural numbers a and b such that $a \leq b$, we denote by $[a, b]$, the interval between a and b , i.e., the set $\{x \in \mathbb{N} \mid x \geq a \wedge x \leq b\}$. A sequence of elements over a set E of length $n \in \mathbb{N}$ is formally defined as a (total) function from $[1, n]$ to E . The empty sequence over E (function from \emptyset to E) is denoted by ϵ_E (or ϵ when clear from the context). The length of a sequence s is denoted by $|s|$. The set of (finite) sequences over E is denoted by E^* . The (usual) concatenation of a sequence s' to a sequence s is the sequence denoted by $s \cdot s'$. Given two sets E and F , we denote by $[E \rightarrow F]$ the set of functions from E to F . Given some function $f \in [E \rightarrow F]$ and an element $e \in E$, we denote by $f(e)$ the element in F associated with e according to f .

3. Preliminary Notions

To later construct a system, we assume an architecture with n components $\{B_i\}_{i=1}^n$, with $n \in \mathbb{N}^*$. At this stage, components are just interfaces with ports for communication. To each port of a component is attached a (unique) variable. In this section, we define these notions common to choreographies and component-based systems, later defined in Section 5 and Section 6 respectively.

Types, variables, expressions, and functions. We use a set of data types, $DataTypes$, including the set of usual types found in programming languages $\{\text{int}, \text{str}, \text{bool}, \dots\}$ and a set of (typed) variables $Vars$. Variables are partitioned over components, i.e., $Vars = \bigcup_{i=1}^n Vars_i$ and $\forall i, j \in [1, n] : i \neq j \implies Vars_i \cap Vars_j = \emptyset$. Variables take value in a general data domain $Data$ containing all values associated with the types in $DataTypes$ plus a neutral communication element denoted by \perp_d . We call valuation any function with codomain $Data$. Moreover, for two valuations v and v' , v'/v denotes the valuation where values in v' have priority over those in v . For a set of variables $X \subseteq Vars$, we denote by $\mathcal{G}(X)$ (resp. $Expr(X)$) the set of boolean (resp. all, i.e., boolean and arithmetic) expressions over X , constructed in the usual manner. Expressions can be used as function descriptions, and, for an expression $e \in Expr(X)$ and a valuation $v \in [X \rightarrow Data]$, we note $e(v)$ the value in $Data$ of expression e according to v .

Types and ports. We define the notion of port type, and then of port.

Definition 1 (Port type). *The set of port types, denoted by $PortTypes$, is $\{\text{ss}, \text{as}, \text{r}, \text{in}\}$, where ss (resp. $\text{as}, \text{r}, \text{in}$) denotes a synchronous send (resp. asynchronous send, receive, internal) communication type.*

Definition 2 (Port). *A synchronous send, asynchronous send or internal port is a tuple $(p, x_p, dtype, ctype)$ where: p is the port identifier; $x_p \in Vars$ is the port variable; $dtype \in DataTypes$ is the port data type; and $ctype \in PortTypes$ is the port communication type. Similarly, a receive port is a tuple $(p, x_p, dtype, ctype, buff)$ where $buff \in Data^*$ is the port buffer (used to store values).*

Ports are referred to by their identifier. In the rest of the paper, we use the dot notation:

- for a (a)synchronous send or internal port $(p, x_p, ptype, ctype)$ or a receive port $(p, x_p, ptype, ctype, buff)$, $p.\text{var}$ (resp. $p.dtype, p.ctype, p.buff$) refers to x_p (resp. $dtype, ctype, buff$);
- for a set of ports P , $P.\text{var}$ denotes $\{p.\text{var} \mid p \in P\}$, the set of variables of the ports in P .

Given a port p , we define the predicate $\text{isSSend}(p)$ (resp., $\text{isASend}, \text{isRecv}, \text{isInternal}$) that holds true iff (the communication type of) p is a synchronous send (resp., asynchronous send, receive, internal) port, i.e., iff $p.ctype = \text{ss}$ (resp. $\text{as}, \text{r}, \text{in}$).

To later construct a system, we assume a set of ports \mathcal{P} and a partition of the ports over components: $\mathcal{P} = \bigcup_{i=1}^n P_i$. We define $\mathcal{P}^{\text{ss}} = \{p \in \mathcal{P} \mid \text{isSSend}(p)\}$ (resp. $\mathcal{P}^{\text{as}} = \{p \in \mathcal{P} \mid \text{isASend}(p)\}$, $\mathcal{P}^{\text{r}} = \{p \in \mathcal{P} \mid \text{isRecv}(p)\}$) to be the set of all synchronous send port (resp. asynchronous send ports, receive ports) of the system. Moreover, we denote by $\mathcal{P}_i^{\text{ss}}$ (resp. $\mathcal{P}_i^{\text{as}}, \mathcal{P}_i^{\text{r}}$) the set of all synchronous send (resp., asynchronous send, receive) ports of atomic component B_i .

Update functions. Update functions serve to abstract internal computations performed by atomic components.

Definition 3 (Update function). *An update function f over a set of variables $X \subseteq Vars$ is a sequence of assignments, where each assignment is of the form $x := \text{expr}_X$, where $x \in X$ and $\text{expr}_X \in Expr(X)$. The set of update functions over X is denoted by $\mathcal{F}(X)$.*

For an update function f and a valuation v , executing f on v yields a new valuation v' , noted $v' = f(v)$, such that v' is obtained in the usual way by the successive applications of the assignments in f taken in order and where the right-hand side expressions are evaluated with the latest constructed temporary valuation.

4. Illustrating Example

To illustrate our approach, we consider a toy example of a variant of producer-consumer. In this section, we illustrate choreographies and their semantics (Section 5), component-based distributed implementations (Section 6) and the synthesis of distributed implementations from choreographies (Section 7).

Choreography. The system consists of two components: a producer (P) and a consumer (C). Initially, P has a certain number B of messages to send asynchronously through its interface s . The number of messages that remain to be send is stored in variable n of port p . P sends its messages asynchronously through interface s and C receives messages through interface r . While P has messages to send ($n > 0$), it applies some computation function f on the message and decrements the value of n . After P has finished sending, C sends an acknowledgment message to P. We consider two instances of producers (resp. consumers) P_1 and P_2 (resp. C_1 and C_2), where the two pairs are running in parallel. Below is the choreography modeling the above scenario and realises the transmission of message from P to C.

$$\begin{aligned} & (\text{while}(P_1.\text{cond}[n > 0, \emptyset])\{P_1.s[\text{true}, f()] \longrightarrow \{C_1.r[\emptyset]\} \bullet C_1.\text{ack} \longrightarrow \{P_1.\text{ack}\}\}) \\ & \parallel (\text{while}(P_2.\text{cond}[n > 0, \emptyset])\{P_2.s[\text{true}, f()] \longrightarrow \{C_2.r[\emptyset]\} \bullet C_2.\text{ack} \longrightarrow \{P_2.\text{ack}\}\}) \end{aligned}$$

Synthesized distributed system. The corresponding distributed component-based model is depicted in Figure 1. The system is composed of four components. Component P_1 has three basic interfaces **ack** (for receive), **s** (asynchronous send) and **cond** (synchronous cond). Two other interfaces are generated for control: **cond_f** and **p^{cr}**. Condition **cond_f** is enabled when the condition of the while does not hold. **p^{cr}** is used to implement the sequential primitive (\bullet). The two parallel choreographies are independent and corresponds of the parallel execution of P_1 with C_1 and P_2 with C_2 . As can be noticed, there is no need of controllers and one can use a process or thread for each component.

Promela model. From the above description of the distributed implementation, we can synthesize a Promela processes (one per component). Interactions will be modeled as channels in Promela.

5. Global Choreography

In this section, we define the global choreography model. Recall that components are seen as interfaces and a choreography serves the purpose of coordinating the communications and computations of components. In choreographies, ports are used with guards and update functions.

We start by defining the syntax and then the semantics of choreographies.

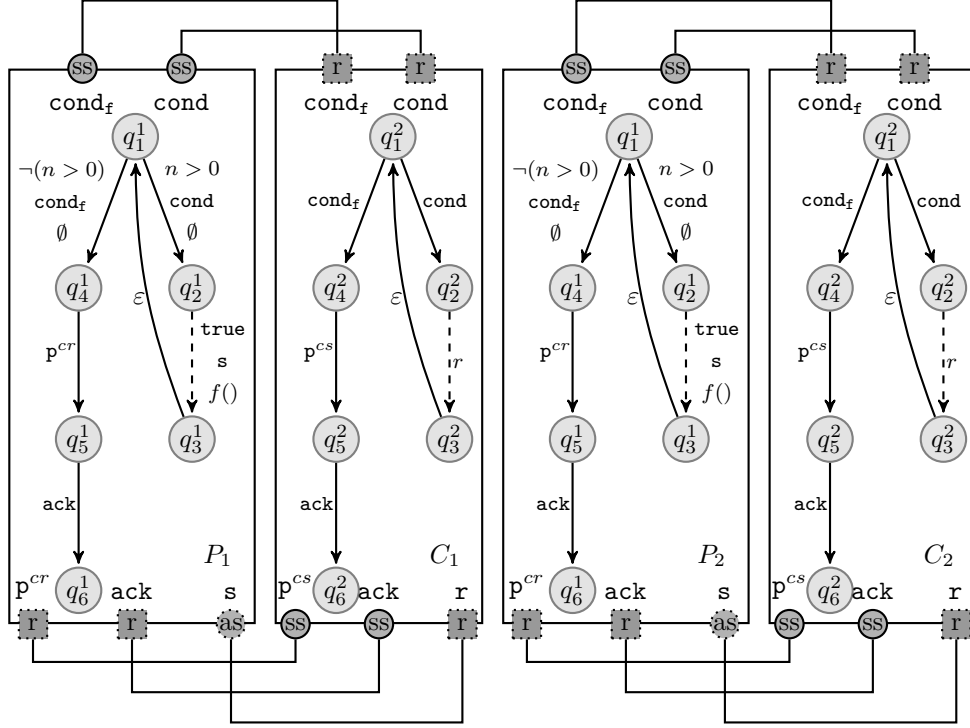


Figure 1: A toy example of a variant of producer-consumer.

Syntax of choreographies. We introduce the abstract syntax of the global choreography model.

Definition 4 (Abstract syntax of the choreography model). *The abstract grammar in Figure 2 defines the syntax of the choreography model. We denote by Chors the set of choreographies defined by this grammar.*

The definition of choreographies relies on the previously defined concepts such as update functions in $\mathcal{F}(X)$, guards in $\mathcal{G}(X)$, the existing types in *DataTypes*, available components in $\{B_1, \dots, B_n\}$, and the various types of ports (synchronous and asynchronous send ports in \mathcal{P}^{ss} and \mathcal{P}^{as} and receive ports in \mathcal{P}^{r}). It also relies on the definitions of send port augmented with guard and update function and lists of receive ports and continuations. A send port augmented with guard and update function is of the form $psas[g, f]$ where $psas$ is a synchronous or asynchronous send port, g a guard, and f an update function. In a list of receive ports, each element is of the form $pr[g]$ where pr is a receive port identifier and g a guard. In a list of continuations, each element is of the form $psas:ch$ where $psas$ is a synchronous or asynchronous send port and ch is a choreography. We extend the dot notation to choreographies and, for a send or receive port augmented with guard and update function, i.e., of the form $psas[g, f]$ or $pr[g]$, we note $psas.\text{guard}$ and $pr.\text{guard}$ for g and $psas.\text{ufct}$ for f .

Base choreographies include the empty choreography (nil) and the send/receive communication primitive. Send/receive communications are of the form $\text{snd} \rightarrow \{\text{rcv_list}\} :$

ch	$::=$	nil	# empty choreography
		$ \text{snd} \rightarrow \{rcv_list\} : \langle t \rangle$	# typed send / receive
		$ B \oplus \{cont_list\}$	# conditional master branching
		$ \text{while}(\text{snd}) \text{ch end}$	# iterative composition
		$ ch \bullet ch$	# sequential composition
		$ ch \parallel ch$	# parallel composition
snd	$::=$	$psas[g, f]$	# synchronous/asynchronous send ports
			# with guard \mathcal{G} and update function
rcv_list	$::=$	$pr[f] \mid pr[f], rcv_list$	# list of receive ports with update function
$cont_list$	$::=$	$\text{snd} : ch \mid \text{snd} : ch, cont_list$	# list of continuations
t	\in	$DataTypes$	# types
B	\in	$\{B_1, \dots, B_n\}$	# available components
$psas$	\in	$\mathcal{P}^{ss} \cup \mathcal{P}^{as}$	# synchronous/asynchronous
			# send ports identifiers
pr	\in	\mathcal{P}^r	# receive ports
g	\in	$\mathcal{G}(X)$	# guards
f	\in	$\mathcal{F}(X)$	# update function

Figure 2: Abstract grammar defining the syntax of the choreography model.

$\langle T \rangle$ where snd is a (synchronous or asynchronous) send port, rcv_list is a list of receive ports and $: \langle T \rangle$ is a type annotation with $T \in DataTypes$.

Composite choreographies include the conditional master branching, the iterative, sequential and parallel compositions. Conditional master branching are of the form $B \oplus \{cont_list\}$ where B is a component taking the branching decision and $cont_list$ a list of continuations, that is, a list of choreographies guarded by send ports. The iterative composition of a choreography ch is of the form $\text{while}(\text{snd}) \text{ch end}$ where snd defines a send port with a guard and an update function. The component of the send port guides the loop condition. Given two choreographies ch_1 and ch_2 , the sequential (resp. parallel) composition of ch_1 and ch_2 is noted $ch_1 \bullet ch_2$ (resp. $ch_1 \parallel ch_2$).

Remark 1. *Guards are not attached to receive ports so as to always permit the reception of data. Such a choice also allows for generating more efficient code with less communication overhead, and, as communication are master triggered, it avoids deadlock situations.*

Typing constraints. Additionally, for a choreography to be well defined, it should respect the following typing constraints:

- In a synchronous/asynchronous send port with guard and update function $psas[g, f]$, the variables used in the guard g should belong to the component of port $psas$.
- In a conditional master branching, the send ports in the continuation list should belong to the component.

Semantics of choreographies. In the following, we consider well-typed choreographies built with the syntax in Definition 4. We define the (structural operational) semantics of choreographies. For this, we consider that states of a choreography are valuations of

$$\begin{array}{c}
\frac{}{(\text{nil}, \sigma) \xrightarrow{\tau} \sigma} \text{ (nil)} \\
\\
\frac{\sigma \models g \quad \text{rcv_list} = pr_1[f_1], \dots, pr_k[f_k]}{(snd[g, f] \longrightarrow \{rcv_list\}, \sigma) \xrightarrow{\{snd, pr_1, \dots, pr_k\}} f \circ f_k \circ \dots \circ f_1 \circ \text{send}(\sigma, snd, \{pr_1, \dots, pr_k\})} \text{ (synch-sendrcv)} \\
\\
\frac{\sigma \models g}{(snd[g, f] \longrightarrow \{rcv_list\}, \sigma) \xrightarrow{\{snd\}} (\{rcv_list\}, f \circ \text{send}(\sigma, snd, rcv_list))} \text{ (asynch-sendrcv-1)} \\
\\
\frac{pr[f] \in \{rcv_list\}}{(\{rcv_list\}, \sigma) \xrightarrow{\{pr\}} (\{rcv_list\} \setminus \{pr[f]\}, f(\sigma))} \text{ (asynch-sendrcv-2)} \\
\\
\frac{\sigma \models g_j}{(B \oplus \{snd_1[g_1, f_1] : ch_1, \dots, snd_k[g_k, f_k] : ch_k\}) \xrightarrow{\{snd_j\}} (ch_j, f_j(\sigma))} \text{ (master-branching)} \\
\\
\frac{\sigma \models g}{(\text{while}(snd[g, f]) \text{ ch end}, \sigma) \xrightarrow{\{snd\}} (ch \bullet \text{while}(snd[p, f]) \text{ ch end}, f(\sigma))} \text{ (iterative-tt)} \\
\\
\frac{\sigma \not\models g}{(\text{while}(snd[g, f]) \text{ ch end}, \sigma) \xrightarrow{\tau} \sigma} \text{ (iterative-ff)} \\
\\
\frac{(ch_1, \sigma) \xrightarrow{l_1} (ch'_1, \sigma')}{(ch_1 \bullet ch_2, \sigma) \xrightarrow{l_1} (ch'_1 \bullet ch_2, \sigma')} \text{ (sequential-1)} \quad \frac{(ch_1, \sigma) \xrightarrow{l_1} \sigma'}{(ch_1 \bullet ch_2, \sigma) \xrightarrow{l_1} (ch_2, \sigma')} \text{ (sequential-2)} \\
\\
\frac{(ch_1, \sigma_1) \xrightarrow{l_1} (ch'_1, \sigma'_1)}{(ch_1 \parallel ch_2, \sigma_1) \xrightarrow{l_1} (ch'_1 \parallel ch_2, \sigma'_1)} \text{ (parallel-1)} \quad \frac{(ch_2, \sigma_2) \xrightarrow{l_2} (ch'_2, \sigma'_2)}{(ch_1 \parallel ch_2, \sigma_2) \xrightarrow{l_2} (ch_1 \parallel ch'_2, \sigma'_2)} \text{ (parallel-2)} \\
\\
\frac{(ch_1, \sigma_1) \xrightarrow{l_1} \sigma'_1}{(ch_1 \parallel ch_2, \sigma_1) \xrightarrow{l_1} (ch_2, \sigma'_1)} \text{ (parallel-3)} \quad \frac{(ch_2, \sigma_2) \xrightarrow{l_2} \sigma'_2}{(ch_1 \parallel ch_2, \sigma_2) \xrightarrow{l_2} (ch_1, \sigma'_2)} \text{ (parallel-4)}
\end{array}$$

Figure 3: Rules defining the transitions in the semantics of choreographies.

the component variables in $[X \rightarrow \text{Data}]$. Recall that variables and ports are partitioned over components. We denote by ChorState the set of choreography states.

Before actually defining the semantics, we need to model the effect of communication on the choreography state. We model the sending through a port to a set of ports with a function $\text{send} : \text{ChorState} \times (\mathcal{P}^{\text{as}} \cup \mathcal{P}^{\text{s}}) \times 2^{\mathcal{P}^{\text{r}}} \rightarrow \text{ChorState}$ that takes as input a choreography state and outputs a choreography state when a communication occurs from the (synchronous or asynchronous) send port of a component to the receive ports of some components: $\text{send}(\sigma, snd, \{rcv_list\})$ is state σ where the value of variable of port snd is used to update the variables attached to ports in $\{rcv_list\}$. Formally: $\text{send}(\sigma, snd, \{rcv_list\}) = \sigma[\{rcv_list\}.\text{var} \mapsto \sigma(snd.\text{var})]$, it is state σ where we apply the substitution that assigns all the variables in $\{rcv_list\}.\text{var}$ to $\sigma(snd.\text{var})$.

We are now able to define the semantics of choreographies.

Definition 5 (Semantics of choreography model). *The semantics of choreographies is an LTS $(\text{ChorConf}, \text{ChorLab}, \Rightarrow)$ where :*

- $\text{ChorConf} \subseteq (\text{Chors} \times \text{ChorState}) \cup \text{ChorState}$ is the set of configurations and

$\text{ChorState} \subseteq \text{ChorConf}$ is the set of final configurations;

- $\text{ChorLab} \subseteq (2^P \setminus \{\emptyset\} \cup \{\tau\})$ is the set of label where each label is either a set of ports or label τ for silent transitions;
- $\Rightarrow \subseteq \text{ChorConf} \times \text{ChorLab} \times \text{ChorConf}$ is the least set of (labelled) transitions satisfying the rules in Figure 3;

Whenever for two configurations $c, c' \in \text{ChorConf}$ and a label $l \in \text{ChorLab}$, $(c, l, c') \in \Rightarrow$, we note it $c \xRightarrow{l} c'$. The rules in Figure 3 can be intuitively understood as follows:

- Rule (**nil**) states that choreography **nil** terminates in any state σ and produces the terminal configuration σ .
- Rule (**synch-sendrcv**) describes the synchronous send/receive primitive. The component of port snd transfers data to the components with the receive ports in rcv_list whenever the guard g attached to snd holds true from the starting state σ . If the list of receive ports (with update functions) is $pr_1[f_1], \dots, pr_k[f_k]$, the choreography terminates in a state obtained after the data transfer defined by $\text{send}(\sigma, \text{snd}, \{pr_1, \dots, pr_k\})$ and the applications of the update functions f, f_1, \dots, f_k of the send and receive ports. Note that the application order does not influence the resulting state as these update functions apply to disjoint variables.
- Rule (**asynch-sendrcv-1**) describes the first part of an asynchronous send/receive primitive. As in the synchronous send/receive primitive, the component of port snd transfers data to the components with the receive ports in rcv_list whenever the guard g attached to snd holds true from the starting state σ . However, the state of the receiving component is only updated with the transferred data (with $\text{send}(\sigma, \text{snd}, \{pr_1, \dots, pr_k\})$) and the receiving components do not apply their update functions.
- Rule (**asynch-sendrcv-2**) describes the second part of an asynchronous send/receive primitive. A receive port $pr[f]$ in the list of receive ports to be executed rcv_list applies the attached updated function f to the current state and is removed from the list of received ports to be executed.
- Rule (**master-branching**) describes the (conditional) master branching from component B on one of its continuation $\text{snd}_j[g_j, f_j] : ch_j$ whenever the guard g_j attached to port snd_j holds true. The resulting configuration consists of the choreography ch_j and the state $f_j(\sigma)$ (resulting from the application of the attached update function f_j to σ).
- Rule (**iterative-tt**) describes the first case of the iterative composition of a choreography ch under the condition $\text{snd}[g, f]$ (which consists of a send port snd , a guard g , and an update function f). When g holds true in σ , the resulting configuration consists of the choreography ch sequentially composed with the same starting choreography to be executed in state σ updated by f .
- Rule (**iterative-ff**) describes the second case of the iterative composition of a choreography ch under the condition $\text{snd}[g, f]$. When g holds false in σ , the choreography terminates in the (unmodified) state σ .

- Rules **(sequential-1)** and **(sequential-2)** describe the possible evolutions of two sequentially composed choreographies ch_1 and ch_2 . Rule **(sequential-1)** describes the case where the execution of choreography ch_1 does not terminate and evolves to a configuration (ch_1, σ'_1) which leads to the global configuration $(ch'_1 \bullet ch_2, \sigma'_1)$. Rule **(sequential-2)** describes the case where the execution of choreography ch_1 terminates and evolves to a final configuration σ'_1 which leads to the global configuration (ch_2, σ'_1) (where the second choreography ch_2 is to be executed in state σ'_1).
- Rules **(parallel-1)** to **(parallel-4)** describe the possible evolutions of two choreographies ch_1 and ch_2 composed in parallel. Rules **(parallel-1)** and **(parallel-2)** describe the evolutions where ch_1 performs a computation step and terminates or not. Rules **(parallel-3)** and **(parallel-4)** describe the evolutions where ch_2 performs a computation step.

6. Distributed Component-based Framework

In this section, we introduce a component-based framework, inspired from the Behavior Interaction Priority framework (BIP) [4]. In the BIP framework, atomic components communicate through an interaction model defined on the interface ports of the atomic components. Moreover, all ports have the same type. Unlike BIP, we distinguish between four types of ports: (1) synchronous send; (2) asynchronous send; (3) asynchronous receive; and (4) internal ports. The new port types allow to (1) easily model distributed system communication models; (2) provide efficient code generation, under some constraints, that does not require to build controllers to handle conflicts between multiparty interactions.

6.1. Atomic Components

Atomic components are the main computation blocks. Atomic components are endowed with a set of variables used in their computation. An atomic component is defined as follows.

Definition 6 (Atomic component - syntax). *An atomic component B is a tuple (P, X, L, T) , where P is a set of ports; X is a set of variables such that $X \subseteq \text{Vars}$ and $P.\text{var} \subseteq X$; L is a set of control locations; and $T \subseteq (L \times P \times \mathcal{G}(X) \times \mathcal{F}(X) \times L)$ is a set of transitions.*

Transitions make the system move from one control location to another by executing a port. Transitions are guarded and are associated with the execution of an update function. In a transition $(\ell, p, g, f, \ell') \in T$, ℓ and ℓ' are respectively the source and destination location, p is the executed port, g is the guard, and f is the update function.

The semantics of an atomic component is defined as an LTS. A state of the LTS consists of a location ℓ and valuation v of the variables where a valuation is a function from the variables of the component to a set of values. The atomic component can transition from state (ℓ, v) to state (ℓ', v') using a transition $(\ell, p, d, g, f, \ell') \in T$ if (i) the guard of the transition holds ($g(v)$ holds true) (ii) the application of update function f to valuation v_{pd}/v yields v' where v_{pd} is the valuation associating $p.\text{var}$ with $d \in \text{Data}$, which is a value possibly received from other components.

Definition 7 (Atomic component - semantics). *The semantics of an atomic component (P, X, L, T) is a labelled transition system, i.e., a tuple $(Q, \mathcal{P} \times \text{Data}, \rightarrow)$, where:*

- $Q \subseteq L \times [X \rightarrow \text{Data}]$ is the set of states,
- $\mathcal{P} \times \text{Data}$ is the set of labels where a label is a pair made of a port and a value, and
- $\rightarrow \subseteq Q \times \mathcal{P} \times \text{Data} \times Q$ is the set of transitions defined as:

$$\{((\ell, v), (p, d), (\ell', v')) \mid \exists (\ell, p, g, f, \ell') \in T : g(v) \wedge v' = f(v_{pd}/v)\}.$$

When $(g, (p, d), q') \in T$, we note it $q \xrightarrow{p/d} q'$. Moreover, we use states as functions: for $x \in X$ and $q = (l, v)$, $q(x)$ is a short for $v(x)$.

To later construct a system, we shall use a set of n atomic components $\{B_i = (P_i, Q_i, T_i)\}_{i=1}^n$

Synchronization between the atomic components is defined using the notion of interaction.

Definition 8 (Interaction). *An interaction from component B_i to components $\{B_j\}_{j \in J}$, where $i \notin J$, is a pair $(p_i, \{p_j\}_{j \in J})$, where:*

- p_i is its send port (synchronous or asynchronous) that belongs to the send ports of atomic component B_i , i.e., $p_i \in \mathcal{P}_i^{\text{ss}} \cup \mathcal{P}_i^{\text{as}}$;
- $\{p_j\}_{j \in J}$ is the set of receive ports, each of which belongs to the receive ports of atomic component B_j , i.e., $\forall j \in J : p_j \in \mathcal{P}_j^r$.

An interaction $(p_i, \{p_j\}_{j \in J})$ is said to be synchronous (resp. asynchronous) iff $\text{isSSend}(p_i)$ (resp. $\text{isASend}(p_i)$) holds.

6.2. Composite Components

A composite component consists of several atomic components and a set of interactions. The semantics of a composite component is defined as a labeled transition system where the transitions depend on the interaction types.

Definition 9 (Composite component). *A composite component built over atomic components B_1, \dots, B_n and parameterized by a set of interactions γ , noted $\gamma(B_1, \dots, B_n)$, is defined as a transition system $(Q, \gamma \cup \{\tau\}, \rightarrow)$, where :*

- $Q = \bigotimes_{i=1}^n Q_i$ is the set of configurations,
- $\gamma \cup \{\tau\}$ is the set of labels which consist of interactions and τ for silent transitions, and
- \rightarrow is the least set of transitions satisfying the rules in Figure 4.

The semantic rules in Figure 4 can be intuitively understood as follows:

$$\begin{array}{c}
\text{isSSend}(p_i) \\
a = (p_i, \{p_j\}_{j \in J}) \in \gamma \quad \forall k \in J \cup \{i\} : q_k \xrightarrow{p_k/d} q'_k \quad \forall j \in J : q_j(p_j.\text{buff}) = \epsilon \\
d = q_i(p_i.\text{var}) \in \text{Data} \quad \forall k \notin J \cup \{i\} : q_k = q'_k \\
\hline
(q_1, \dots, q_n) \xrightarrow{a} (q'_1, \dots, q'_n) \quad (\text{synch-send})
\end{array}$$

$$\begin{array}{c}
\text{isASend}(p_i) \\
a = (p_i, \{p_j\}_{j \in J}) \in \gamma \quad \forall k \in J \setminus \{i\} : q'_k = q_k \quad \forall j \in J : \\
d = q_i(p_i.\text{var}) \in \text{Data} \quad q_i \xrightarrow{p_i/d} q'_i \quad q'_j(p_j.\text{buff}) = q_j(p_j.\text{buff}) \cdot d \\
\hline
(q_1, \dots, q_n) \xrightarrow{a} (q'_1, \dots, q'_n) \quad (\text{asynch-send})
\end{array}$$

$$\begin{array}{c}
\text{isRecv}(p_j) \quad q_j \xrightarrow{p_j/d} q'_j \quad q_j(p_j.\text{buff}) = d \cdot D \quad d \in \text{Data} \\
\forall k \neq j : q_k = q'_k \quad q'_j(p_j.\text{buff}) = D \quad D \in \text{Data}^* \\
\hline
(q_1, \dots, q_n) \xrightarrow{\tau} (q'_1, \dots, q'_n) \quad (\text{recv})
\end{array}$$

$$\begin{array}{c}
\text{isInternal}(p_i) \quad q_i \xrightarrow{p_i/\perp d} q'_i \quad \forall k \neq i : q_k = q'_k \\
\hline
(q_1, \dots, q_n) \xrightarrow{\tau} (q'_1, \dots, q'_n) \quad (\text{internal})
\end{array}$$

Figure 4: Semantic rules defining the behavior of composite components.

- Rule **(synch-send)** describes synchronous interactions, i.e., the interactions of the form $(p_i, \{p_j\}_{j \in J})$ where $\text{isSSend}(p_i)$, where some component B_i synchronously sends to some components $B_j, j \in J$. The variable attached to port p_i of B_i ($p_i.\text{var}$) gets evaluated to some value $d \in \text{Data}$, which is transmitted. All components $B_k, k \in J \cup \{i\}$, perform a transition $q_k \xrightarrow{p_k/d} q'_k$, and other components do not move ($q_k = q'_k$ for $k \notin J \cup \{i\}$). The rule requires that all the corresponding receive ports have no pending messages (their buffers are empty, i.e., $\forall j \in J : q_j(p_j.\text{buff}) = \epsilon$). The states of all the involved components are simultaneously updated through the transition $q_k \xrightarrow{p_k/d} q'_k$, for $j \in J \cup \{i\}$.
- Rule **(asynch-send)** describes asynchronous interactions, i.e., the interactions of the form $(p_i, \{p_j\}_{j \in J})$ where $\text{isASend}(p_i)$, where some component B_i asynchronously sends to some components $B_j, j \in J$. The rule resembles the previous one, except that it does not require the participation of the receiving components. Only the sending component performs a transition $q_i \xrightarrow{p_i/d} q'_i$ and the receiving components (as well as the other components) do not move. Value $d \in \text{Data}$ is appended to the buffer of the corresponding receive ports ($\forall j \in J : q'_j(p_j.\text{buff}) = q_j(p_j.\text{buff}) \cdot d$).
- Rule **(recv)** describes the autonomous execution of receive port p_j of some component B_j . The rule requires that the buffer of port p_j is non-empty ($q_j(p_j.\text{buff}) = d \cdot D$, with $d \in \text{Data}$ and $D \in \text{Data}^*$). The execution of this interaction makes component B_j perform a transition $q_j \xrightarrow{p_j/d} q'_j$ and consumes value d in buffer $p_j.\text{buff}$.
- Rule **(internal)** describes the autonomous execution of an internal port p_i of component B_i where only the local state of B_i is updated by performing the transition

$$q_i \xrightarrow{p_i / \perp_d} q'_i.$$

Finally, a system is defined as a composite component where we specify the initial states of its atomic components.

Definition 10 (System). *A system is a pair $(\gamma(B_1, \dots, B_n), \text{init})$, made of a composite component and $\text{init} \in \bigotimes_{i=1}^n Q_i$ its initial state.*

7. Transformations

We start with a composite component consisting of n atomic components $\{B_1, \dots, B_n\}$ with their interface ports and variables. That is, the behaviors of the input atomic components are empty. Atomic components can be considered as services with their interfaces but with undefined behaviors.

In this section, we define how to automatically synthesize the behaviors of atomic components given a global choreography model. To realize choreographies as atomic components we follow the syntactic structure of the choreography. This facilitates the definition of the transformation from choreographies to components and lead to a clearer implementation.

7.1. Preliminary Notions and Notation

We introduce some preliminary concepts and notations that will serve the realization of choreographies as components. As we are inductively transforming choreographies to components, we need to synchronize the execution of the independently generated choreographies. For this, we define three auxiliary functions that takes a choreography as input and give the components that:

- are involved in the realization of the choreography – function \mathcal{C} .
- need to be notified for the choreography to start – function **start**,
- need to terminate for the choreography to terminate – function **end**,

The definitions of the two latter functions follow from the semantics of choreographies (Definition 5). Note, in the following definitions, when referring to a port p with a guard and/or update function involved in a choreography, we note $p[-]$ when the guard and/or update function is irrelevant to the definition.

Function \mathcal{C} . We define $\mathcal{C}(\text{ch})$ as the set of indexes of all components involved in choreography ch .

Definition 11 (Function \mathcal{C}). *Function $\mathcal{C} : \text{Choreographies} \rightarrow 2^{[1,n]} \setminus \{\emptyset\}$ is inductively*

defined over choreographies as follows:

$$\begin{aligned}
\mathcal{C}(psas) &= \{i\} \text{ if } \exists i \in [1, n] : psas \in \mathcal{P}_i^{\text{ss}} \cup \mathcal{P}_i^{\text{as}} \\
\mathcal{C}(pr[-]) &= \{i\} \text{ if } \exists i \in [1, n] : pr \in \mathcal{P}_i^r \\
\mathcal{C}(pr[-], \text{rcv_list}) &= \mathcal{C}(pr[-]) \cup \mathcal{C}(\text{rcv_list}) \\
\mathcal{C}(\text{nil}) &= \emptyset \\
\mathcal{C}(\text{snd} \longrightarrow \{\text{rcv_list}\}) &= \mathcal{C}(\text{snd}) \cup \mathcal{C}(\text{rcv_list}) \\
\mathcal{C}(B_i \oplus \{\text{cont_list}\}) &= \{i\} \cup \mathcal{C}(\text{cont_list}) \\
\mathcal{C}(\text{while}(\text{snd}) \text{ ch end}) &= \mathcal{C}(\text{snd}) \cup \mathcal{C}(\text{ch}) \\
\mathcal{C}(\text{ch}_1 \bullet \text{ch}_2) &= \mathcal{C}(\text{ch}_1) \cup \mathcal{C}(\text{ch}_2) \\
\mathcal{C}(\text{ch}_1 \parallel \text{ch}_2) &= \mathcal{C}(\text{ch}_1) \cup \mathcal{C}(\text{ch}_2)
\end{aligned}$$

Function start. We define $\text{start}(\text{ch})$ as the set of indexes of the components in ch that should be notified to trigger the start of ch .

Definition 12 (Function start). *Function $\text{start} : \text{Choreographies} \rightarrow 2^{[1, n]} \setminus \{\emptyset\}$ is inductively defined over choreographies as follows:*

$$\begin{aligned}
\text{start}(\text{nil}) &= \emptyset \\
\text{start}(\text{snd} \longrightarrow \{\text{rcv_list}\}) &= \mathcal{C}(\text{snd}) \\
\text{start}(B \oplus \{\text{cont_list}\}) &= \mathcal{C}(B) \\
\text{start}(\text{while}(\text{snd}) \text{ ch end}) &= \mathcal{C}(\text{snd}) \\
\text{start}(\text{ch}_1 \bullet \text{ch}_2) &= \text{start}(\text{ch}_1) \\
\text{start}(\text{ch}_1 \parallel \text{ch}_2) &= \text{start}(\text{ch}_1) \cup \text{start}(\text{ch}_2)
\end{aligned}$$

Intuitively, to start a simple synchronous or asynchronous send/receive, the component of its corresponding send port should be notified. Conditional master branching choreographies can be started by notifying their corresponding master component. Iterative choreographies can be started by notifying the component of its corresponding send port. A choreography consisting of the sequential composition of two choreographies can be started by notifying the components that can start the first choreography. A choreography consisting of the parallel composition of two choreographies can be started by notifying the components that can start the two choreographies of the composition.

Function end. Similarly, we define $\text{end}(\text{ch})$ as the set of indexes of the components involved in ch that need to terminate so that ch terminates.

Definition 13 (Function end). *Function $\text{end} : \text{Choreographies} \rightarrow 2^{[1, n]} \setminus \{\emptyset\}$ is inductively defined over choreographies as follows:*

$$\begin{aligned}
\text{end}(\text{nil}) &= \emptyset \\
\text{end}(\text{snd}[-] \longrightarrow \{\text{rcv_list}\}) &= \mathcal{C}(\text{rcv_list}) \text{ if } \text{snd} \in \mathcal{P}^{\text{ss}} \\
\text{end}(\text{snd}[-] \longrightarrow \{\text{rcv_list}\}) &= \mathcal{C}(\text{snd}) \text{ if } \text{snd} \in \mathcal{P}^{\text{as}} \\
\text{end}(B \oplus \{\text{cont_list}\}) &= \mathcal{C}(\text{cont_list}) \\
\text{end}(\text{while}(\text{snd}) \text{ ch end}) &= \mathcal{C}(\text{snd}) \\
\text{end}(\text{ch}_1 \bullet \text{ch}_2) &= \text{end}(\text{ch}_2) \\
\text{end}(\text{ch}_1 \parallel \text{ch}_2) &= \text{end}(\text{ch}_1) \cup \text{end}(\text{ch}_2)
\end{aligned}$$

We consider that a synchronous send/receive is terminated when all the components involved in the sending and receiving ports are terminated. However, if the send part

is asynchronous, any subsequent choreography can start after the sending is complete. Conditional master branching choreographies are terminated when the corresponding master component has terminated. Iterative choreographies are terminated when the component of the send port (with its guard used as condition) has terminated. A choreography consisting of the sequential composition of two choreographies has terminated when the second choreography in the composition has terminated. A choreography that consists of the parallel composition of two choreographies has terminated when the first and second choreographies have terminated.

Representing components. In the sequel, we represent receive ports (resp. synchronous send, asynchronous send) using dashed square labeled with r (resp. circle with solid border labeled with ss , circle with dashed border labeled with as). We also omit the border for send ports when synchrony is out of context and label it with s .

7.2. Generation of Distributed CBSs

We consider a global choreography ch defined over the set of ports $\mathcal{P} = \cup_{i=1}^n P_i$ of a given set of atomic components (with empty behavior) with their corresponding variables. Given a choreography ch , we define a set of transformations that allows to generate the behaviors and the corresponding interactions of the distributed components $S = (B, \text{init})$. Moreover, as we progressively build system S , we consider that it has a context to denote the current state where a choreography should be appended. For this, $\mathcal{S} = (S, \text{context})$ denotes a system with its corresponding context where context is a function that takes an atomic component as input and returns a location, i.e., $\text{context}(B_i) \in L_i$ to denote the current context of atomic components B_i . The building of the final system is done by induction, following the syntactic structure of the input choreography and uses the continuously updated context. Any step for constructing the component ensures that the context of each component consists of a unique state.

Initially, we consider a system skeleton $\mathcal{S} = (S, \text{context})$, where $B = \gamma(B_1, \dots, B_n)$ with: (1) $\gamma = \emptyset$; (2) $B_i = (P_i, \emptyset, \{l_i\}, \emptyset)$; (3) $\text{init} = (l_1^{\text{init}}, \dots, l_n^{\text{init}})$; and (4) $\text{context}(B_i) = l_i^{\text{init}}$; for $i \in [1, n]$. The initial location of the obtained system remains unchanged, i.e., it is init . As such, for the sake of clarity, we omit it in our construction. Moreover, all variables are initialized to their default value.

7.2.1. Send/Receive

Send/receive choreography updates the participating components by adding a transition from the current context and labeling it by the corresponding send or receive port from the choreography. In order to avoid inconsistencies between same ports but from different choreographies, we create a copy of each port of the choreography (copy). $\text{copy}(p)$ is a new port that has the same function and guard, but a different name. We also add the corresponding interaction between the send and the receive ports. Finally, we update the context of the participants to be the corresponding new added states. As such, if the initial context of each component consists of one state, then the resulting system (after applying the send/receive choreography) also guarantees that each of its components also consists of one state. Note that an interaction connected to a synchronous send port and receive ports can be considered as a multiparty interaction with a master trigger, which is the send port. As such, this allows to efficiently implement multiparty interactions.

Remark 2. *Creating a copy for each port per choreography is necessary to generate efficient and correct distributed implementation. As for efficiency, consider the choreography $p_1 \rightarrow \{p_2\} \bullet p_1 \rightarrow \{p_3\}$. Its corresponding distributed implementation would require to create two interactions $(p_1, \{p_2\})$ and $(p_1, \{p_3\})$. As such, the component that corresponds to p_1 (B_1) needs to interact B_2 and B_3 to know which interaction must be executed (depending on their current enable ports). However, if we create a copy of the ports, each port will be connected to one and only interaction, hence component B_1 can locally decide, without interacting with other components, on the interaction to be executed. As for correctness, consider the choreography $p_1 \rightarrow \{p_2, p_3\} \bullet p_1 \rightarrow \{p_2\}$. According to the choreography semantics, we should first execute $p_1 \rightarrow \{p_2, p_3\}$ then $p_1 \rightarrow \{p_2\}$. However, if component B_3 is still executing the function just before the transition labeled with p_3 , B_1 would interact with B_2 and B_3 to know which interaction to execute. As p_3 is not currently enabled, it would have executed the interaction connected with p_2 only, hence violating the sequential semantics.*

Definition 14 (Send/Receive).

$\llbracket psas[g, f] \rightarrow \{\text{rcv_list}\} \rrbracket (\gamma(B_1, \dots, B_n), \text{context}) = (\gamma'(B'_1, \dots, B'_n), \text{context}')$, with:

- $B'_k = \begin{cases} (P_k, L'_k, T'_k) & \text{if } k \in \mathcal{C}(psas[g, f]) \cup \mathcal{C}(\text{rcv_list}) \\ B_k & \text{otherwise} \end{cases}$, where:
 - $L'_k = L_k \cup \{l_k^{\text{new}}\}$
 - $T'_k = T_k \cup \begin{cases} \{\text{context}(B_k) \xrightarrow{\text{copy}(psas), g, f} l_k^{\text{new}}\} & \text{if } psas[g, f] \in B_k.\mathcal{P}^{\text{ss}} \cup B_k.\mathcal{P}^{\text{as}} \\ \{\text{context}(B_k) \xrightarrow{\text{copy}(p_k), \text{true}, p_k.\text{ufct}} l_k^{\text{new}}\} & \text{if } p_k \in \text{rcv_list} \end{cases}$
- $\gamma' = \gamma \cup \{(\text{copy}(psas), \{\text{copy}(p_i) \mid p_i \in \text{rcv_list}\})\}$,
- $\text{context}'(B'_k) = \begin{cases} l_k^{\text{new}} & \text{if } k \in \mathcal{C}(psas[g, f]) \cup \mathcal{C}(\text{rcv_list}) \\ \text{context}(B_k) & \text{otherwise} \end{cases}$.

Atomics components that do not participate in the send/receive choreography remain unchanged. Atomic components that participate in the send/receive are updated by adding a transition from their context location to a new location (l_k^{new}). We label this transition with a copy of the corresponding port. We create an interaction that connects the send ports to the receive ports. The new context becomes the new created location.

Example 1 (Send/Receive). *Figure 5 shows an abstract example on how to transform a simple send/receive choreography, $\text{b1S} \rightarrow \{\text{b2R}, \text{b3R}\}$, into an initial system consisting of three components with interfaces: b1S (send, synchronous or asynchronous), b2R (receive), and b3R (receive), respectively.*

7.2.2. Branching Composition

Recall that conditional master branching of the form $B_i \oplus \{p_i^l[g_i, f_i] : \text{ch}_i\}_{l \in L}$, allows for the modeling of conditional choice between several choreographies. The choice is made by a specific component (B_i), which depending on its internal state would enable some its guards (g_i). Accordingly, it notifies the appropriate components by sending a label (p_i^l), to follow the taken choice (i.e., the corresponding choreography, ch_i). We

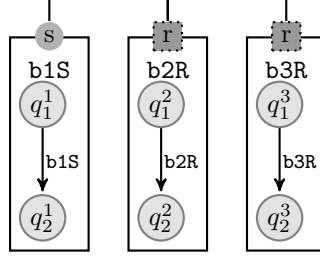


Figure 5: Send/Receive Transformation

apply branching by independently integrating the choreography for each choice. This can be done by letting B_i notifying the participants, i.e., $\mathcal{C}(B_i \oplus \{p_i^l[-] : \mathbf{ch}_l\}_{l \in L}) \setminus \{i\}$, of the choreography (\mathbf{ch}_l) of that choice (p_i^l) . For that purpose, we create new receive ports $(\{p_k^{\text{cr}_i}\}_{k \in K})$ to be able to receive the corresponding choice.

For this, we define a union operator, noted **union**, that takes a set of systems with their contexts and (1) unions all of their locations, transitions and ports; then (2) updates the contexts of the obtained components by joining each of their input contexts with internal transitions. Therefore, after applying branching we guarantee that each component will have one and only one context location. Formally, operator **union** is defined as follows.

Definition 15 (Union). *The union of systems with their contexts $\{(S_l, \text{context}_l)\}_{l \in L}$, where $S_l = \gamma^l(B_1^l, \dots, B_n^l)$ and $B_i^l = (P_i^l, X_i^l, L_i^l, T_i^l)$ for $i \in [1, n]$ and $l \in L$, noted $\text{union}(\{(S_l, \text{context}_l)\}_{l \in L})$, is defined as the system with context $(\gamma(B_1, \dots, B_n), \text{context})$, where:*

- $\gamma = \bigcup_{l \in L} \gamma^l$;
- $B_i = (\bigcup_{l \in L} P_i^l, \bigcup_{l \in L} X_i^l, \bigcup_{l \in L} L_i^l \cup \{l_i^u\}_{l \in L}, \bigcup_{l \in L} T_i^l \cup T_i^{\text{merge}})$ with l_i^u a new location and $T_i^{\text{merge}} = \{\text{context}_l(B_i^l) \xrightarrow{\epsilon} q_i^c \mid l \in L\}$;
- $\text{context}(B_i) = l_i^u$ for $i \in [1, n]$.

Then, branching as described by independently applying each choice, then doing the union.

Definition 16 (Branching).

$$\begin{aligned} & \llbracket B_i \oplus \{p_i^l[g_l, f_l] : \mathbf{ch}_l\}_{l \in L} \rrbracket (S, \text{context}) \\ &= \text{union}(\{\llbracket \mathbf{ch}_l \rrbracket \llbracket p_i^l[g_l, f_l] \longrightarrow \{p_k^{\text{cr}_l}[\emptyset]\}_{k \in K} \rrbracket (S, \text{context})\}_{l \in L}) \end{aligned}$$

Where, $K = \mathcal{C}(B_i \oplus \{p_i^l[-] : \mathbf{ch}_l\}_{l \in L}) \setminus \{i\}$.

Remark 3. *Note that we require to notify all the participants of a choice and not only the start components. Consider the following choreography (where α and β denote some choreographies):*

$$B_1 \oplus \{p_1^l[-] : p_2[-] \longrightarrow p_3[-] \bullet \alpha; p_2^l[-] : p_2[-] \longrightarrow p_3[-] \bullet \beta\}$$

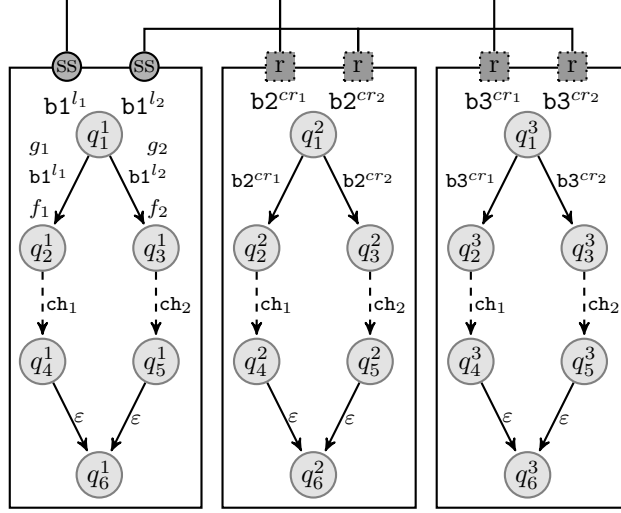


Figure 6: Branching transformation

In this choreography, if we would have not sent the choice made by component 1 to component 3, then component 3 cannot know about the decision that was taken by component 1. Hence, it cannot decide whether to follow choreography α or β afterwards.

Example 2 (Branching). Figure 6 shows an abstract example on how to apply a branching operation that consists of two choices $B_1 \oplus \{b1^{l_1}[g_1, f_1] : \text{ch}_1, b2^{l_2}[g_2, f_2] : \text{ch}_2\}$. First, we add choice transitions to component B_1 and synchronize them with the participants of ch_1 and ch_2 , e.g., B_2 and B_3 . Then, we apply the choreographies accordingly. Finally, we merge the contexts with internal transitions.

7.2.3. Loop Composition

Loop $\text{while}(\text{snd}[g, f])\{\text{ch}\}$, allows for the modeling of a conditional repeated choreograph ch . The condition is evaluated by a specific component, which will notify, through the port p_i , the participants of the choreography to either re-execute it or break.

Definition 17 (Loop).

let $K = \mathcal{C}(\text{ch}) \setminus \{i\}$
 let $(\gamma^t(B_1^t, \dots, B_n^t), \text{context}^t) = \llbracket \text{ch} \rrbracket \llbracket \text{snd}[g, f] \rrbracket \longrightarrow \{pr_k^{\text{cont}}[\emptyset]\}_{k \in K} \llbracket (S, \text{context}) \rrbracket$
 let $(P_i^t, -, L_i^t, T_i^t) = B_i^t$, for $i \in [1, n]$
 in $\llbracket \text{while}(\text{snd}[g, f])\text{ch end} \rrbracket (S, \text{context}) = (\gamma'(B_1', \dots, B_n'), \text{context}')$
 where:
 let p_j^f and l_j^c be new synchronous ports and locations, for $j \in K \cup \{i\}$

- $P_j' = P_j^t \cup \begin{cases} \{p_j^f\} & \text{if } j \in K \cup \{i\} \\ \emptyset & \text{otherwise} \end{cases}$;
- $L_j' = L_j^t \cup \begin{cases} \{l_j^c\} & \text{if } j \in K \cup \{i\} \\ \emptyset & \text{otherwise} \end{cases}$;

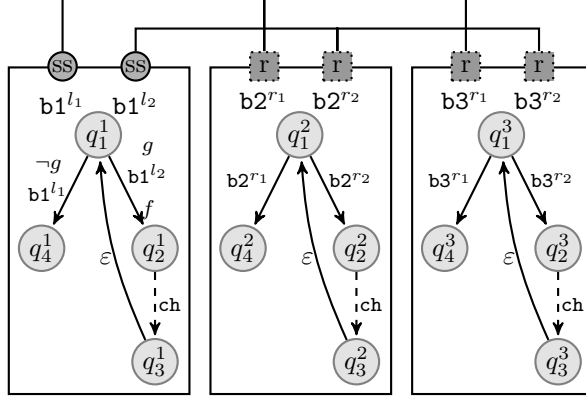


Figure 7: Loop composition transformation

- $T'_j = T_j^t \cup \begin{cases} \{\text{context}^t(B_j) \xrightarrow{\epsilon} \text{context}(B_j), \text{context}(B_j) \xrightarrow{p_j^f, \text{true}, \emptyset} l_j^c\} & \text{if } j = i \\ \{\text{context}^t(B_j) \xrightarrow{\epsilon} \text{context}(B_j), \text{context}(B_j) \xrightarrow{p_j^f, \neg g, \emptyset} l_j^c\} & \text{if } j \in K \setminus \{i\} \\ \emptyset & \text{otherwise} \end{cases}$
- $\gamma' = \gamma^t \cup \{(p_i^f, \{p_j^f\}_{j \in K})\};$
- $\text{context}'(B'_j) = \begin{cases} l_j^c & \text{if } j \in K \cup \{i\} \\ \text{context}(B_j) & \text{otherwise} \end{cases}.$

Transitions are updated by adding the reset and loop transitions. The condition is evaluated by a specific component, which will notify, through the port p_i , the participants of the choreography to either re-execute it or break. The context is updated to be the location associated with the end of the loop.

Example 3 (Loop). Figure 7 shows an example of application of a loop operation guided by component B_1 and where the participants are components B_1 , B_2 and B_3 .

7.2.4. Sequential Composition

The binary operator \bullet allows to sequentially compose two choreographies, $\text{ch}_1 \bullet \text{ch}_2$. For this, its semantics is defined by (1) applying ch_1 ; (2) notifying the start of ch_2 ; and finally (3) applying ch_2 . As we require that ch_1 must terminate before the start of ch_2 , we need to synchronize all the end components of ch_1 with all the start components of ch_2 . To do so, it is sufficient to pick one of the end components of ch_1 and create a synchronous send port, which is connected to new receive ports added to the remaining end components of ch_1 and start components of ch_2 . Moreover, the application of the sequential composition guarantees that each component of the resulting system consists of exactly one state, provided that the context of each component of the initial system consists of one state. Formally, the semantics of the sequential composition is defined as follows.

Definition 18 (Sequential Composition).

$$\llbracket \text{ch}_1 \bullet \text{ch}_2 \rrbracket(S, \text{context}) = \llbracket \text{ch}_2 \rrbracket \llbracket \text{ch}_{\text{synchron}} \rrbracket \llbracket \text{ch}_1 \rrbracket(S, \text{context}), \text{ with:}$$

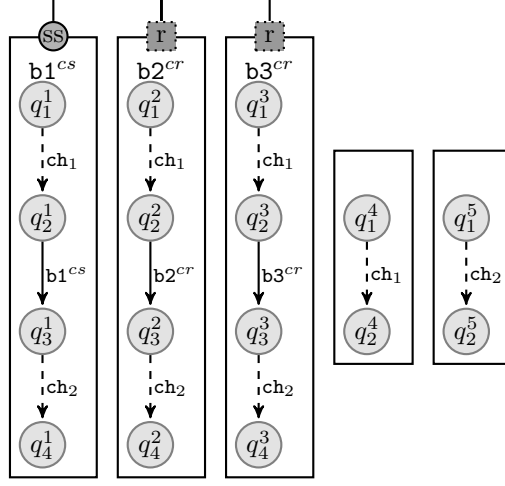


Figure 8: Sequential composition transformation

$\text{ch}_{\text{synch}} = p_i^{\text{cs}}[\text{true}, \emptyset] \longrightarrow \{p_j^{\text{cr}}[\text{true}, \emptyset]\}_{j \in J}$ such that: (1) $i \in \text{end}(\text{ch}_1)$; (2) $J = \text{end}(\text{ch}_1) \cup \text{start}(\text{ch}_2) \setminus \{i\}$; (3) p_i^{cs} is a new synchronous send port to be added to $\mathcal{P}_i^{\text{ss}}$; and (4) $\{p_j^{\text{cr}}\}_{j \in J}$ are new receive ports to be added to \mathcal{P}_j^{r} .

Example 4 (Sequential composition). Figure 8 shows an abstract example on how to transform sequential composition of two choreographies, $\text{ch}_1 \bullet \text{ch}_2$, into an initial system consisting of five components. Here we only consider components that are involved in those choreographies, where (1) components b_1 , b_2 , b_3 and b_4 are involved in choreography ch_1 ; and (2) components b_1 , b_2 , b_3 and b_5 are involved in choreography ch_2 . Note, components that are not involved are kept unchanged. The transformation requires to: (1) apply first choreography ch_1 to its participated components (i.e., b_1 , b_2 , b_3 and b_4); (2) synchronize the end of choreography ch_1 (e.g., b_1) with the start of choreography ch_2 (e.g., b_2 and b_3). To do so, we create a synchronous send port to one of the end components of ch_1 (e.g., b_1^{cs}) and connect it to all the remaining end components of ch_1 (e.g., \emptyset and the start components of ch_2 (e.g., b_2 and b_3); finally (3) we apply choreography ch_2 .

7.2.5. Parallel Composition

The binary operator \parallel allows for the parallel compositions of two independent choreographies. Two choreographies are independent if their participating components are disjoint.

Definition 19 (Independent Choreographies). Two choreographies ch_1 and ch_2 are said to be independent iff $\mathcal{C}(\text{ch}_1) \cap \mathcal{C}(\text{ch}_2) = \emptyset$.

We consider independent choreographies to avoid conflicts and interleaving of executions within components. In addition, this simplifies reasoning and writing choreographies as well as for efficient code generation. Note that parallelizing independent choreographies implies that each component has a single execution flow. In case we have overlap, e.g., $p_1 \longrightarrow \{p_2, p_3\} \parallel p_1 \longrightarrow \{p_5\}$, we could split p_1 into two different components. Moreover,

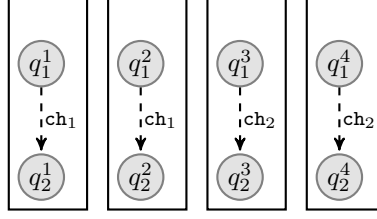


Figure 9: Parallel composition transformation

it is possible to enforce any arbitrary order of execution. Further, we discuss other possible alternatives for handling this case. This would not reduce the expressiveness of our model as parallel execution flows can be modelled in separate components. The semantics of the parallel composition $\text{ch}_1 \parallel \text{ch}_2$ is simply defined by applying ch_1 and ch_2 in any order, which leads to the same system as the two choreographies are independent, i.e., they behave on different set of components. Moreover, the application of the parallel composition guarantees that each component of the resulting system consists of exactly one state, provided that the context of each component of the initial system consists of one state.

Definition 20 (Parallel Composition).

$$\llbracket \text{ch}_1 \parallel \text{ch}_2 \rrbracket(S, \text{context}) = \llbracket \text{ch}_2 \rrbracket \llbracket \text{ch}_1 \rrbracket(S, \text{context})$$

Example 5 (Parallel Composition). Figure 8 shows an abstract example on how to transform parallel composition of two choreographies, $\text{ch}_1 \parallel \text{ch}_2$, into an initial system consisting of five components. Here, we consider that ch_1 (resp. ch_2) involves components B_1 and B_2 (resp. B_3 and B_4).

The following proposition is a straightforward consequence of the transformation associated with the \parallel operator and the fact that the transformation of a choreography only modifies the component involved in this choreography.

Proposition 1. *If ch_1 and ch_2 are two independent choreographies, then $\llbracket \text{ch}_1 \parallel \text{ch}_2 \rrbracket = \llbracket \text{ch}_2 \rrbracket \llbracket \text{ch}_1 \rrbracket$.*

Consequently, synthesizing distributed systems for parallel choreographies can be done concurrently.

Remark 4. *For parallelizing choreographies that have a component in common (i.e., not independent), we can still apply the parallel composition either by (1) enforcing any arbitrary order of execution. As such, in the case of independent choreographies, true parallelism is achieved, otherwise, we apply them in any order to avoid non-deterministic execution; (2) using of product automata as defined in [32]; (3) use of multiple execution flows (i.e., multi-threading within a component).*

8. Correctness of the synthesis method

In this section, we show the correctness of the transformations defined in the previous section. More precisely, given a choreography ch , we show that the final configuration

obtained by interpreting the choreography according to the choreography semantics is equivalent to the state obtained by transforming the choreography into a distributed system and executing the obtained system according to their semantics. Both in choreographies and distributed systems, final configurations are states, that is mappings from the set of variables X to the set of data values $Data$. In choreographies and distributed systems, we consider an initial state where the variables are mapped to their default values. The proof is done by induction, following the syntax of choreographies. Let us recall that the semantics of choreographies is in Figure 3 and the semantics of distributed systems is in Figure 4.

8.1. Send/Receive

We have to show that the state obtained after executing $snd \longrightarrow \{\mathbf{rcv_list}\}$ is equivalent to the state obtained after executing $\llbracket snd \longrightarrow \{\mathbf{rcv_list}\} \rrbracket$. We distinguish the case of synchronous send/receive from asynchronous one. Note that in both cases, we create an interaction from the send to the receive port (we add the corresponding locations and transitions).

- In case the send port is synchronous. In the case of choreographies, the execution follows rule **(synch-sendrcv)** where the update functions are applied to the global state but they apply to disjoint variables. In the case of distributed systems, the execution follows rule **(synch-send)**. Each component applies its update function, independently.
- In case the send port is asynchronous. In the case of choreographies, the execution follows rules **(asynch-sendrcv-1)** and **(asynch-sendrcv-2)**. In the case of distributed systems, the execution follows rules **(asynch-send)** and **(recv)**. On the one hand, rule **(asynch-send)** corresponds to the application of **(asynch-sendrcv-1)**. On the other hand, rule **(recv)** corresponds to the application of **(asynch-sendrcv-2)**. Primitive send in choreographies has the same effect as placing the value of the transferred variable in the buffer of the receiving components. Regarding the update functions, according to the distributed system semantics (atomic components):
 - for the send component, the update function is applied after sending the transferred value of the variable of port snd (d in case of **(asynch-send)**).
 - for the receive components, the update function is applied using the received value from the send ports.

Using the buffered communication, rule **(asynch-send)** is applied once, while rule **(recv)** is applied $|\{\mathbf{rcv_list}\}|$ times.

8.2. Branching

We have to show that the state obtained after executing $B_i \oplus \{\{p_i^l[g_l, f_l] : \mathbf{ch}_l\}_{l \in L}\}$ is equivalent to the state obtained after executing $\llbracket B_i \oplus \{\{p_i^l[g_l, f_l] : \mathbf{ch}_l\}_{l \in L}\} \rrbracket$, provided that the transformation for each choreography $(\mathbf{ch}_l, l \in L)$ involved in the continuations is correct (induction hypothesis). According to rule **(master-branching)**, whenever guard g_l holds, update function f_l is applied locally to the current state, and then \mathbf{ch}_l is applied. According to Definition 16, we apply choreography $p_i^l[g_l, f_l] \longrightarrow \{p_k^{\mathbf{ctrl}_l}[\emptyset]\}_{k \in K}$ to branch to the correct choreography according to the guard and to let component B_i apply its update function. Then, we apply choreography \mathbf{ch}_l .

8.3. Loops

We have to show that the state obtained after executing `while(snd[g, f])ch end` is equivalent to the state obtained after executing $\llbracket \text{while}(\text{snd}[g, f])\text{ch end} \rrbracket$, provided that the transformation for choreography `ch` is correct. There are two rules for this case: (`iterative-tt`) and (`iterative-ff`). In Definition 17:

- rule (`iterative-tt`) corresponds to the transformation $\llbracket \text{snd}[g, f] \rrbracket \longrightarrow \{pr_k^{\text{cont}}[\emptyset]\}_{k \in K}$ and the iteration is ensured with added transition $\text{context}^t(B_j) \xrightarrow{\epsilon} \text{context}(B_j)$;
- rule (`iterative-ff`) corresponds to the added transition $\text{context}(B_j) \xrightarrow{p_j^t, \neg g, \emptyset} l_j^c$.

8.4. Sequential Composition

We have to show that the state obtained after executing `ch1 • ch2` is equivalent to the state obtained after applying $\llbracket \text{ch}_1 \bullet \text{ch}_2 \rrbracket$, provided that the transformations for `ch1` and `ch2` are correct (induction hypothesis). According to the semantic rules of choreography, it boils down to proving that system $\llbracket \text{ch}_2 \rrbracket$ can start only when $\llbracket \text{ch}_1 \rrbracket$ has terminated. This is guaranteed in Definition 18 by applying $\llbracket \text{ch}_{\text{sych}} \rrbracket$ after applying $\llbracket \text{ch}_1 \rrbracket$. The transformation $\llbracket \text{ch}_{\text{sych}} \rrbracket$ synchronizes the end location of $\llbracket \text{ch}_1 \rrbracket$ with the start location of $\llbracket \text{ch}_2 \rrbracket$. Since the context is reduced to a unique location, such synchronizations are well defined.

8.5. Parallel Composition

The case of parallel composition is similar to the case of sequential composition except that there is no need to add a synchronization after $\llbracket \text{ch}_1 \rrbracket$ as the two choreographies are independent.

9. Code Generation

We describe the principle on how to generate distributed implementation from the generated components.

Code generation takes as input a choreography and a configuration file containing the list of components with their corresponding interfaces/ports and variables. Clearly, the choreography is defined with respect to components' ports, with functions and guards defined with respect to components' variables. Code generation then automatically produces the corresponding implementation of each of the components. Following our transformation into Distributed CBS in Section 7.2, the obtained components have the following characteristics: (1) they do not have a location with outgoing send and receive ports; (2) a port is connected to exactly one interaction. As such, there is no conflicting interactions that can run concurrently. Two interactions are said to be conflicting iff they share a common component. Consequently, it is possible to generate fully distributed implementations, with no need for controllers (unlike [6]) for managing multiparty interactions. Hence, the number of exchanged messages will be divided by 2 for each execution of an interaction.

The code structure is depicted in Algorithm 1 that requires only send/receive primitives. We distinguish between two possible cases. First, if all outgoing transitions are labeled with send ports, we pick a random enabled port, i.e., its guard evaluated to true.

Then, we notify all the receive ports that are connected to the interaction containing that port. If the port is a synchronous send port, the component waits for an acknowledgement from the corresponding receive components. Second, if all outgoing transitions are labeled with receive ports, the component waits until a message is ready/received in one of the receive ports. Upon receiving a message, we acknowledge its receipt if the port is connected to a synchronous interaction. Finally, we update the current state (update location and execute local function) of the component (`updateCurrentState()`) depending on the current outgoing transition. It is worth mentioning that it is possible to provide a code generation w.r.t. a communication library (e.g., MPI, Java Message Service). In this case, the code generation can benefit from the features provided by the library, e.g., synchronous communication such as `MPI_Ssend`.

Algorithm 1: Pseudo-code - generated components.

```

1 initialization();
2 while true do
3   if all outgoing transitions are send then
4     port p = select enabled port, i.e., guard true;
5     notify all the receivers of the interaction that has port p;
6     if p is synchronous then
7       wait for ack. from the receivers;
8     end
9   end
10  else if all outgoing transitions are receive then
11    wait until a message is ready in one of the outgoing receive ports;
12    port p = select message;
13    if interaction connected is synchronous then
14      send ack. to the corresponding send port;
15    end
16  updateCurrentState();
17 end

```

10. Building Micro-Services Using Choreography

Traditionally, distributed applications follow a monolithic architecture, i.e., all the services are embedded within the same application. A new trend is to split complex applications up into smaller micro-services, where each micro-service can live on its own within a container.

We conduct a case study on a micro-service architecture to automatically derive the skeleton of each micro-service. We use choreographies to describe the interactions between services. The system consist of several communicating services to provide clients with system images. Typical services include load balancing, authentication, fault-tolerance, installation, storage, configuration, and deployment. The system also allows clients to request and install packages.

The corresponding global choreography CH is defined in Listing 1.

Listing 1: Global choreography

```

CH = CH1 • CH2 • CH3
CH1 = cSS → gsR • gsSS → desR • desAS → gsR
CH2 = CH21 • CH22
CH21 = gsSS → cR || (desAS → dadsR • desAS → dadsR)
CH22 = while(cSS) cSS → gsR •
      gsSS → eisR • eisSS → gsR • gsSS → cR end
CH3 = (CH4 || CH5) • CH6
CH4 = CH41 • CH42 • CH43
CH41 = dadsAS → amsR • dadsAS → SSR
CH42 = amsSS → dadsR || ssSS → dadsR
CH43 = dads ⊕ {li : dadsSS → hmiR • hmiSS → desR}
CH5 = CH51 • CH52 • CH53
CH51 = ddsAS → dusR • ddsAS → SSR
CH52 = dusSS → ddsR || dmsSS → dadsR
CH53 = dds ⊕ {li : ddsSS → hdiR • hdiSS → desR}
CH6 = desAS → eisR

```

- CH_1 : A client (c) sends a request to the *gateway service* (gs), which is the only visible micro-service to the client, containing the required version, revision, pool name, and an identifier to the testing data. gs forwards the request to the *deploy environment service* (des). des creates an environment id and returns it back to gs, which in turn forwards it back to c.
- CH_2 : des sends to the *deploy application directory service* (dads) and the *deploy database service* (dds) (i) required version, revision and pool name and (ii) testing data identifier and environment id, respectively. c keeps checking if the environment is ready, which is done through the gateway service with the help of the *environment info. service* (eis).
- CH_3 : dads requests from the *machine service* (ms) and the *setup service* (ss) (i) a machine location from the pool and (ii) the package location, respectively. When dads receives the replies from both ms and ss, it contacts the appropriate *host machine* (hm_i) by sending the package location. Then, hm_i sends its status to des. des upon receiving the status update, it forwards it to the eis. dds requests from the *dumps service* (dus) and the *Database machines services* (dms) (i) testing data location, and (ii) a database server, respectively. When dds receives the replies from both dus and dms, it contacts the appropriate *database server* hd_j by sending the testing data location. Then, hd_j sends its status to des. Upon receiving the status update, des forwards it to eis.

For each micro-service/component m, we denote by mSS, mAS mR a corresponding synchronous send, asynchronous send and receive port, respectively.

Given the global choreography, we automatically synthesize the code of each component. Note that, in practice, the above choreography may be updated to full-fill new

```

createPromela() {
  createChannels();
  foreach  $B_i$  {
    createProcess(i);
  }
}

```

Listing 2: Main Code Generation from System S to Promela

```

1 createChannels()
2   foreach  $a \in \gamma$ , where  $a = (p_s, \{p_r^i\}_{i \in I})$  {
3     foreach  $p \in \{p_r^i\}_{i \in I}$  {
4       if (isSSend( $p_s$ ))
5         append chan channelP = [0] of {ps.dtype};
6       else
7         append chan channelP = [MAX_LEN] of {ps.dtype};
8       end
9     end
10  end

```

Listing 3: createChannels Skeleton

requirements by updating/adding/removing new micro-services. This would require a drastic effort to re-implement the communication logic between components, which is tedious, error-prone and very time-consuming. Using our method, we only require to update the global choreography, and then automatically generate the implementation of the components.

11. Transformation to Promela

Overview. Given a system $S = (B, \text{init})$, with $B = \gamma(B_1, \dots, B_n)$, produced by applying the set of transformations corresponding to a given choreography ch , we define a translation of S into Promela [18]. The Promela version of the system has the same behavior as S but it can be verified with respect to properties specified in Linear Temporal Logic (LTL).

The transformation to Promela is realized mainly by two functions (1) `createChannels`, which generates global channels (in Promela) that are used to transfer messages between processes; (2) `createProcess`, which generates the code that corresponds to each of the components. We use the `append` call to add Promela code to the generated file. Listing 2 depicts code generation for a system S to Promela.

Function createChannels. The main skeleton of the `createChannels` is depicted in Listing 3. For every receive port, we create a channel (Promela’s message carrier type). The type of the channel is the data type of the corresponding send port (i.e., $p.\text{dtype}$). For synchronous (resp. asynchronous) ports, we use a channel of length 0 (resp. `MAX_LEN`).

```

1 createProcess(int id) {
2   append proctype process(int id) {
3     append int currentLocation = initialLocation;
4     append currPort = _;
5     append do
6     append :: if
7     append :: (all current outgoing trans. are send) ->
8       append  $p_s$  = pickEnablePort(); // w.r.t. guard
9       append currPort =  $p_s$ ;
10      foreach  $p \in \{p_r^i\}_{i \in I}$ , where  $\exists a = (p_s, \{p_r^i\}_{i \in I}) \in \gamma$  {
11        append channelP!(msg);
12      }
13      append if
14      append :: (all outgoing are synchronous send) ->
15        foreach  $p \in \{p_r^i\}_{i \in I}$ , where  $\exists a = (p_s, \{p_r^i\}_{i \in I}) \in \gamma$  {
16          append channelP?(_);
17        }
18      append fi;
19      append :: else -> // outgoing transitions are receive
20        // listening to all current channels
21        append if
22          foreach  $p$ : currentLocation  $\xrightarrow{p}$ 
23            append :: (channelP?(val)) -> currPort =  $p$ ;
24            if( $p$  is connected to synchronous send) {
25              append channelP!(ack);
26            }
27          append fi;
28        append fi;
29        // Update current location and execute location function
30        // of the current outgoing transition.
31        append updateCurrentState();
32      append od;
33    append }
34  }

```

Listing 4: createProcess Skeleton

Function createProcess. The main skeleton of the `createProcess` is depicted in Listing 4. For every component B_i , we create a process in Promela containing: (1) a variable that will hold the current location of the component, which is initialized to the initial location of the component; a (2) the variables of the component; and (3) the code generated of the LTS implementation of the component.

12. Case Study: Synthesizing a Correct Implementation of a Buying System

We consider a system consisting of four components: Buyer 1 (B_1), Buyer 2 (B_2), Seller (S) and Bank (Bk).

Listing 5: Global choreography of the Buyer/Seller example

```

CH = B1.S → S.R • S.S → {B1.R, B2.R} • B1 ⊕ {CH1, ε} • CH2 • CH7
CH1 = B1.S → S.R • S.S → {B1.R, B2.R}
CH2 = B2 ⊕ {CH3, nil}
CH3 = while(B2.C) {
    B1.C → Bk.InfR • Bk.InfS → B1.R • B1.C → B2.R
} • CH4
CH4 = CH5 || CH6
CH5 = B2.MS → Bk.MR2 • Bk.MS2 → S.R
CH6 = B1.MS → Bk.MR1 • Bk.MS1 → S.R
CH7 = B1.E → nil || B2.E → nil || Bk.E → nil || S.E → nil

```

12.1. Specification of the Buying System

Buyer 1 sends a book title to the Seller, who replies to both buyers by quoting a price for the given book. Depending on the price, Buyer 1 may try to haggle with Seller for a lower price, in which case Seller may either accept the new price or call off the transaction entirely. At this point, Buyer 2 takes Seller's response and coordinates with Buyer 1 to determine how much each should pay. In case Seller chose to abort, Buyer 2 would also abort. Otherwise, it would keep negotiating with Buyer 1 to determine how much it should pay. Buyer 1, having a limited budget, consults with the bank before replying to Buyer 2. Once Buyer 2 deems the amount to be satisfactory, he will ask the bank to pay the seller the agreed upon amount (Buyer 1 would be doing the same thing *in parallel*).

12.2. Synthesizing the Implementation

Choreography. We used the specification of the buying system to write a global choreography `ch` that describe the expected interactions between the buyers and the seller. The choreography is given Listing 5. In the choreography, we prefix the names of the ports by the owning components. Each port maps to a different functionality in the system so that, for example, `Bk.InfR` and `Bk.InfS` represent an interface for handling enquiries. `Bi.S` and `Bi.R` represent simple message send/receive interfaces for Buyer i (similarly for `S.S` and `S.R`).

Synthesizing the distributed component-based system. We apply our transformation to the choreography in Listing 5 and obtain the distributed component-based system depicted in Figure 10. The system consists of four components, one for each process involved in the choreography. Ports prefixed with `cp` are controlled ports generated for synchronization following the transformations in Section 7. Interactions are used by the components to synchronize and communicate, e.g., (1) $(B_1.S, \{S.R\})$, which allows buyer B_1 to request a quote from the seller; (2) $(B_2.cps_1, \{B_1.cpr_3, Bk.cpr_1, S.cpr_5\})$, which is used to broadcast the choice made by buyer B_2 . In total, we generate 27 interactions. Otherwise, the components evolve independently. The components do not require controllers to execute; this ensures the efficiency of the implementation at runtime.

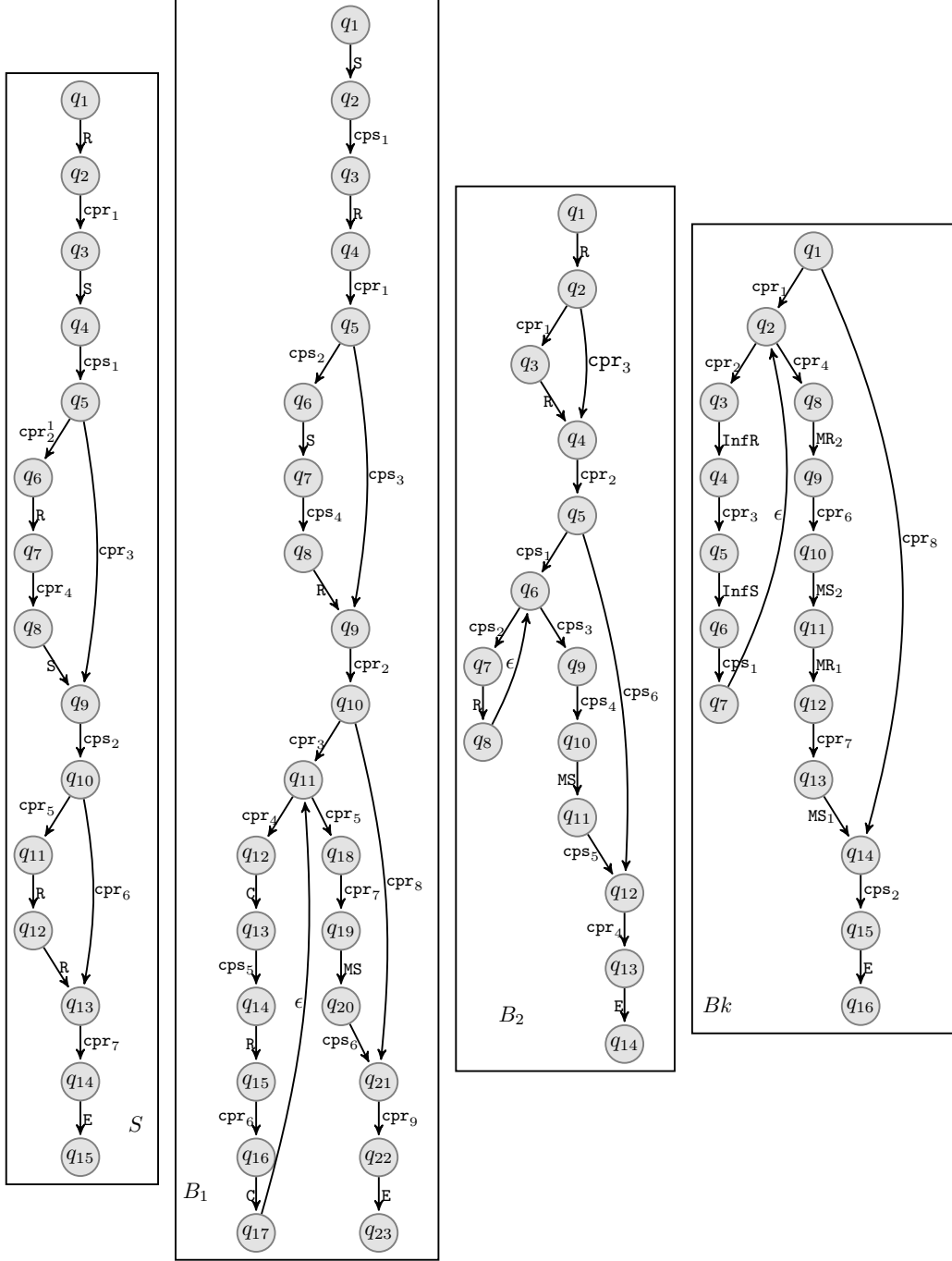


Figure 10: Components generated from the choreography in Listing 5.

```

#define recv(ch) ch?value
#define recvAck(ch) ch?(_)
#define send(ch) ch!value
#define sendAck(ch) ch!ack
#define synchRecv(ch) ch?value; sendAck(ch)

```

Listing 6: Promela Macros

Promela version of the implementation. To verify that the distributed implementation respects some desired properties, we apply our transformation of distributed component-based systems to **Promela** which constitutes a translation of the choreography behavior.

Because of the absence of procedures in **Promela**, we define the macros in Listing 6 for convenience and clarity. All of these macros accept a **Promela** channel (**ch**). We assume that **value** is a variable that contains the value that should be sent.

With the macros defined in Listing 6, the **Promela** code generated is depicted in Listing 7.

updateCurrentState is a macro that updates the current location and execute the location function of the current outgoing transition. The result of this computation would then be stored in the variable **value**.

12.3. Verifying the Implementation

We verify the generated implementation of the buying system against LTL [30]¹ properties specifying its expected behavior. In the following descriptions of properties, we prefix variables local to processes with the the name of the process.

Correct termination. The correct termination property require that “all processes terminate if any of them terminate”. Let the ports suffixed by **E** represent the termination interface/port of the corresponding process. Moreover, we consider the following atomic propositions **currPort**₁ = **Buyer1.currPort**, **currPort**₂ = **Buyer2.currPort**, **currPort**₃ = **Bank.currPort**, and **currPort**₄ = **Seller.currPort**. Then, correct termination can be expressed as the following LTL formula:

$$\mathbf{G} \left(\bigvee_{i=1}^4 (\text{currPort}_i = E_i) \implies \mathbf{F} \bigwedge_{i=1}^4 (\text{currPort}_i = E_i) \right)$$

where **E**_i represents the ending interface of the appropriate process.

Absence of livelock. Progress must be made towards termination (i.e., there are no cyclic paths with no work accomplished). Intuitively, the system is in livelock state if the port **Bk.InfR** is used infinitely often along an execution path. Therefore, specifying that the system is free of livelock can be modeled as the LTL formula:

$$\neg(\mathbf{GF}(\text{Bank.currPort} = \text{Bk.InfR}))$$

¹We recall the intuitive meaning of LTL operators: **G** φ (resp. **F** φ , **X** φ) stands for globally (resp. eventually, next) φ , and $\varphi_1 \mathbf{U} \varphi_2$ stands for φ_1 until φ_2 .

```

proctype Seller() {
  int currentLocation = q1;
  currPort = _;
  int value;
  do
  :: if
  :: (currentLocation == q1) -> synchRecv(S.R); currPort = S.R;
    currentLocation = q2;
  :: (currentLocation == q2) -> synchRecv(S.cpr1); currPort = S.cpr1; q3;
  :: (currentLocation == q3) -> send(B1.R); send(B2.R); recvAck(B1.R);
    recvAck(B2.R); currPort = S.S; currentLocation = q4;
  :: (currentLocation == q4) -> send(B1.cpr1); recvAck(B1.cpr1); currPort
    = S.cps1; currentLocation = q5;
  :: (currentLocation == q5) ->
    if
    :: recv(S.cpr2) -> sendAck(S.cpr2); currPort = S.cpr2;
      currentLocation = q6;
    :: recv(S.cpr3) -> sendAck(S.cpr3); currPort = S.cpr3;
      currentLocation = q9;
    fi;
  :: (currentLocation == q6) -> synchRecv(S.R); currPort = S.R;
    currentLocation = q7;
  :: (currentLocation == q7) -> synchRecv(S.cpr4); currPort = S.cpr4;
    currentLocation = q8;
  :: (currentLocation == q8) -> send(B1.R); send(B2.R); recvAck(B1.R);
    recvAck(B2.R); currPort = S.S; currentLocation = q9;
  :: (currentLocation == q9) -> send(B2.cpr2); recvAck(B2.cpr2); currPort
    = S.cps2; currentLocation = q10;
  :: (currentLocation == q10) ->
    if
    :: recv(S.cpr5) -> sendAck(S.cpr5); currPort = S.cpr5;
      currentLocation = q11;
    :: recv(S.cpr6) -> sendAck(S.cpr5); currPort = S.cpr6;
      currentLocation = q14;
    fi;
  :: (currentLocation == q11) -> synchRecv(S.R); currPort = S.R;
    currentLocation = q12;
  :: (currentLocation == q12) -> synchRecv(S.R); currPort = S.R;
    currentLocation = q13;
  :: (currentLocation == q13) -> synchRecv(S.cpr7); currPort = S.cpr7;
    currentLocation = q14;
  :: (currentLocation == q14) -> currPort = S.E; currentLocation = end;
  :: (currentLocation == end) -> break;
  fi;
  updateCurrentState();
od;
}

```

Listing 7: Seller Process in Promela

Uniqueness of interface calls. An interface should *only be called once*. In each run, money is only withdrawn once by each process. Let the port Bk.MS_1 (resp. Bk.MS_2) represent the withdrawal of money by process 1 (resp. process 2). Then, specifying that money is

withdrawn once per process can be expressed as the LTL formula:

$$\bigwedge_{i=1}^2 \mathbf{G}((\text{Bank.currPort} = \text{Bk.MS}_i) \implies \mathbf{XG}(\neg \text{Bank.currPort} = \text{Bk.MS}_i))$$

Correct transaction. Money is only withdrawn *after* either Buyer1 or Buyer 2 makes a request. Let the ports Bk.MS_i be as above and let $\text{B}_i.\text{MS}$ represent money transfer requests by Buyer i . Then specifying the order of execution is represented by the following LTL formula:

$$\bigwedge_{i=1}^2 \mathbf{G}((\neg(\text{Bank.currPort} = \text{Bk.MS}_i)) \mathbf{U} (\text{B}_i.\text{currPort} = \text{B}_i.\text{MS}))$$

13. Related Work

Many coordination models exist to simplify the modeling of interactions in concurrent and distributed systems, such as in [1, 4]. Using these models requires the definition of the local behaviors of the processes and use of the communication model to implement the interactions between them. This is in contrast to our case where we automatically synthesize the local code of the processes.

Moreover, in order to reason about the correctness of coordinated processes, Session types [5, 19, 7, 33, 15, 9] and choreographies [32] have been proposed to statically verify the implementations of communication protocols based on the following methodology: (1) define communication protocol between processes using a *global protocol*; (2) automatically synthesize *local types* which are the projection of global protocol w.r.t. processes; (3) develop the code of processes; (4) statically type-check the code of the processes w.r.t. local types. Consequently, the distributed software follows the stipulated global protocol. In our case, we automatically generate a more refined version of processes that embeds all the communication and synchronization logic as well as control-flows, and which is correct-by-construction with respect to the global choreography. In [8], the authors present a deadlock-freedom by design method for choreographies communicating using multiparty asynchronous interactions. The method allows to efficiently verify and reason at the choreography level. Although, (1) the method is not concerned about synthesizing distributed implementation; and (2) the communication model only supports asynchronous interactions; using this approach can help us to reason and verify about our choreographies. Moreover, we can use a similar approach introduced in [31] to efficiently verify our choreographies. In [22, 23], the authors present a method to synthesize a global choreography from a set of local types. The global view allows for the reasoning and analysis of distributed systems. In our approach, we consider the inverse of that transformation, i.e., we create a template with all the necessary communication and control flows of the end-point processes starting from a global choreography.

In [2, 13], the authors introduce syntactic transformations to refine distributed system programs starting from high-level specifications. In [2], the proposed specification differs from our choreography model as it is not possible to express multiparty interactions, or guarded loop, which makes it impractical in the context of distributed systems. In [13], the paper mainly targets multiparty interactions, where the main objective is to loosening

synchronous multiparty interaction while preserving its semantics. In our case, as we automatically synthesize code for multiply interactions, there is no need for loosening technique. Add to that, we also support asynchronous ports that allow to loosening interactions. Additionally, in [2, 13], it is not clear how to automatically generate code from the refined programs.

BPMN [28] (Business Process Model and Notation) is an industry standard that allows to model process choreographies. An extension of BPMN was introduced in [17, 25] to automatically derive a local choreography from a global one. Nonetheless, the extension only considers exchange of messages and does not formally define other composition operators such as synchronous multiparty communications, parallelism, choice, sequential and loop. The method proposed in [27] allows to derive RESTful choreographies from process choreographies, whereas in this paper we synthesize the code of the processes given global choreography. Moreover, the model is restricted to RESTful architecture. In [16], the authors introduce a framework for the verification and design of choreographies, however, the communication model only allows for one send and one receive per interaction.

14. Conclusion and Future Work

Conclusion. This paper deals with the synthesis of distributed implementations of local processes (control flows, synchronization, notification, acknowledgment, computations embedding), starting from a global choreography. The method presented in this paper allows one to automatically verify the communication protocols and drastically simplify the synthesis of the distributed implementation. Moreover, the language is used to model a real case study provided by Murex S.A.L. services industry. We used the choreography language and the method to synthesize actual micro-services architectures. The synthesized micro-services can be verified against any Linear Temporal Logic formula thanks to a translation to Promela. We illustrated the translation and the verification on a simplified version of an application at Murex for which we synthesized the micro-service implementation.

Future work. Future work comprises several directions. First, we consider augmenting our choreography model by adding fault-tolerance primitives. That is, we aim to specify the number of replicas of each process and automatically embed a consensus protocol between them such as Paxos [21] or Raft [29]. Second, we consider integrating our framework with Spring Boot to allow for the automatic generation of RESTful web services starting from global choreography. Third, we consider augmenting our code generation with features provided by *Istio* [20] and *Linkerd* [24], which are used for routing, failure handling, service discovery, the integration of micro-services, the traffic-flow management and enforcing policies. Fourth, we consider defining a specific model-checker for our distributed component-based framework. Finally, we consider using complementary verification techniques operating at runtime such as runtime verification [3] and runtime enforcement [10] for which we defined approaches in the case of non-distributed component-based systems [12, 11].

Acknowledgment

The work presented in this paper is supported by the Murex Grant Award 103456 and University Research Board at the American University of Beirut.

References

- [1] Agha, G. A., Kim, W., 1999. Actors: A unifying model for parallel and distributed computing. *Journal of Systems Architecture* 45 (15), 1263–1277.
URL [https://doi.org/10.1016/S1383-7621\(98\)00067-8](https://doi.org/10.1016/S1383-7621(98)00067-8)
- [2] Attie, P. C., Das, C., 1997. Automating the refinement of specifications for distributed systems via syntactic transformations. *Int. J. Systems Science* 28 (11), 1129–1144.
- [3] Bartocci, E., Falcone, Y. (Eds.), 2018. *Lectures on Runtime Verification - Introductory and Advanced Topics*. Vol. 10457 of *Lecture Notes in Computer Science*. Springer.
URL <https://doi.org/10.1007/978-3-319-75632-5>
- [4] Basu, A., Bensalem, S., Bozga, M., Combaz, J., Jaber, M., Nguyen, T., Sifakis, J., 2011. Rigorous component-based system design using the BIP framework. *IEEE Software* 28 (3), 41–48.
- [5] Bejleri, A., Yoshida, N., 2009. Synchronous multiparty session types. *Electr. Notes Theor. Comput. Sci.* 241, 3–33.
- [6] Bonakdarpour, B., Bozga, M., Jaber, M., Quilbeuf, J., Sifakis, J., 2012. A framework for automated distributed implementation of component-based models. *Distributed Computing* 25 (5), 383–409.
- [7] Bonelli, E., Compagnoni, A. B., 2007. Multipoint session types for a distributed calculus. In: *Trustworthy Global Computing, Third Symposium, TGC 2007, Sophia-Antipolis, France, November 5-6, 2007, Revised Selected Papers*. pp. 240–256.
- [8] Carbone, M., Montesi, F., 2013. Deadlock-freedom-by-design: multiparty asynchronous global programming. In: *The 40th Annual ACM SIGPLAN-SIGACT Symposium on Principles of Programming Languages, POPL '13, Rome, Italy - January 23 - 25, 2013*. pp. 263–274.
URL <https://doi.org/10.1145/2429069.2429101>
- [9] Charalambides, M., Dinges, P., Agha, G. A., 2016. Parameterized, concurrent session types for asynchronous multi-actor interactions. *Sci. Comput. Program.* 115–116, 100–126.
- [10] Falcone, Y., 2010. You should better enforce than verify. In: Barringer, H., Falcone, Y., Finkbeiner, B., Havelund, K., Lee, I., Pace, G. J., Rosu, G., Sokolsky, O., Tillmann, N. (Eds.), *Runtime Verification - First International Conference, RV 2010, St. Julians, Malta, November 1-4, 2010. Proceedings*. Vol. 6418 of *Lecture Notes in Computer Science*. Springer, pp. 89–105.
URL https://doi.org/10.1007/978-3-642-16612-9_9
- [11] Falcone, Y., Jaber, M., 2017. Fully automated runtime enforcement of component-based systems with formal and sound recovery. *STTT* 19 (3), 341–365.
URL <https://doi.org/10.1007/s10009-016-0413-6>
- [12] Falcone, Y., Jaber, M., Nguyen, T., Bozga, M., Bensalem, S., 2015. Runtime verification of component-based systems in the BIP framework with formally-proved sound and complete instrumentation. *Software and System Modeling* 14 (1), 173–199.
URL <https://doi.org/10.1007/s10270-013-0323-y>
- [13] Francez, N., Forman, I. R., 1991. Synchrony loosening transformations for interacting processes. In: *CONCUR '91, 2nd International Conference on Concurrency Theory, Amsterdam, The Netherlands, August 26-29, 1991, Proceedings*. pp. 203–219.
- [14] Francez, N., Forman, I. R., 2018. From global choreography to efficient distributed implementation. In: *HPCS - 4PAD International Symposium on Formal Approaches to Parallel and Distributed Systems*.
- [15] Gay, S. J., Vasconcelos, V. T., Ravara, A., Gesbert, N., Caldeira, A. Z., 2010. Modular session types for distributed object-oriented programming. In: *Proceedings of the 37th ACM SIGPLAN-SIGACT Symposium on Principles of Programming Languages, POPL 2010, Madrid, Spain, January 17-23, 2010*. pp. 299–312.
- [16] Gudemann, M., Poizat, P., Salaün, G., Ye, L., 2016. Verchor: A framework for the design and verification of choreographies. *IEEE Trans. Services Computing* 9 (4), 647–660.
URL <https://doi.org/10.1109/TSC.2015.2413401>
- [17] Hofreiter, B., Huemer, C., 2008. A model-driven top-down approach to inter-organizational systems: From global choreography models to executable BPEL. In: *10th IEEE International Conference on*

- E-Commerce Technology (CEC 2008) / 5th IEEE International Conference on Enterprise Computing, E-Commerce and E-Services (EEE 2008), July 21-14, 2008, Washington, DC, USA. pp. 136–145.
URL <https://doi.org/10.1109/CECandEEE.2008.129>
- [18] Holzmann, G. J., 1997. The model checker SPIN. *IEEE Trans. Software Eng.* 23 (5), 279–295.
URL <https://doi.org/10.1109/32.588521>
 - [19] Honda, K., Yoshida, N., Carbone, M., 2008. Multiparty asynchronous session types. In: *Proceedings of the 35th ACM SIGPLAN-SIGACT Symposium on Principles of Programming Languages, POPL 2008*, San Francisco, California, USA, January 7-12, 2008. pp. 273–284.
 - [20] Istio, . <https://github.com/istio/istio/>.
 - [21] Lamport, L., December 2001. Paxos made simple, 51–58.
URL <https://www.microsoft.com/en-us/research/publication/paxos-made-simple/>
 - [22] Lange, J., Tuosto, E., 2012. Synthesising choreographies from local session types. In: *CONCUR 2012 - Concurrency Theory - 23rd International Conference, CONCUR 2012, Newcastle upon Tyne, UK, September 4-7, 2012. Proceedings.* pp. 225–239.
 - [23] Lange, J., Tuosto, E., Yoshida, N., 2015. From communicating machines to graphical choreographies. In: *Proceedings of the 42nd Annual ACM SIGPLAN-SIGACT Symposium on Principles of Programming Languages, POPL 2015*, Mumbai, India, January 15-17, 2015. pp. 221–232.
 - [24] Linkerd, . <https://linkerd.io>.
 - [25] Meyer, A., Pufahl, L., Batoulis, K., Fahland, D., Weske, M., 2015. Automating data exchange in process choreographies. *Inf. Syst.* 53, 296–329.
URL <https://doi.org/10.1016/j.is.2015.03.008>
 - [26] Murex, . <https://www.murex.com>.
 - [27] Nikaj, A., Weske, M., Mendling, J., 2019. Semi-automatic derivation of restful choreographies from business process choreographies. *Software and System Modeling* 18 (2), 1195–1208.
URL <https://doi.org/10.1007/s10270-017-0653-2>
 - [28] OMG, B. P. M., Notation (BPMN), V. ., 2011. <http://www.omg.org/spec/BPMN/2.0/>.
 - [29] Ongaro, D., Ousterhout, J. K., 2014. In search of an understandable consensus algorithm. In: *2014 USENIX Annual Technical Conference, USENIX ATC '14*, Philadelphia, PA, USA, June 19-20, 2014. pp. 305–319.
 - [30] Pnueli, A., 1977. The temporal logic of programs. In: *18th Annual Symposium on Foundations of Computer Science, Providence, Rhode Island, USA, 31 October - 1 November 1977.* IEEE Computer Society, pp. 46–57.
 - [31] Scalas, A., Yoshida, N., 2019. Less is more: multiparty session types revisited. *PACMPL* 3 (POPL), 30:1–30:29.
URL <https://doi.org/10.1145/3290343>
 - [32] Tuosto, E., Guanciale, R., 2018. Semantics of global view of choreographies. *J. Log. Algebr. Meth. Program.* 95, 17–40.
URL <https://doi.org/10.1016/j.jlamp.2017.11.002>
 - [33] Vallecillo, A., Vasconcelos, V. T., Ravara, A., 2006. Typing the behavior of software components using session types. *Fundam. Inform.* 73 (4), 583–598.