
Multiple Causes: A Causal Graphical View

Yixin Wang
Department of Statistics
Columbia University

David M. Blei
Data Science Institute
Department of Statistics and Computer Science
Columbia University

Abstract

Unobserved confounding is a major hurdle for causal inference from observational data. Confounders—the variables that affect both the causes and the outcome—induce spurious non-causal correlations between the two. Wang & Blei (2018) lower this hurdle with “the blessings of *multiple* causes,” where the correlation structure of multiple causes provides indirect evidence for unobserved confounding. They leverage these blessings with an algorithm, called the deconfounder, that uses probabilistic factor models to correct for the confounders. In this paper, we take a causal graphical view of the deconfounder. In a graph that encodes shared confounding, we show how the multiplicity of causes can help identify intervention distributions. We then justify the deconfounder, showing that it makes valid inferences of the intervention. Finally, we expand the class of graphs, and its theory, to those that include other confounders and selection variables. Our results expand the theory in Wang & Blei (2018), justify the deconfounder for causal graphs, and extend the settings where it can be used.

1 Introduction

Unobserved confounding is the major hurdle for causal inference from observational data. Confounders are variables that affect both the causes and the outcome. When measured, we can account for them with adjustments. But when unobserved, they open back-door paths that bias the causal inference; adjustments are not possible.

Consider the following causal problem. How does a person’s diet affect her body fat percentage? One confounder is lifestyle: someone with a healthy lifestyle will eat healthy foods such as boiled broccoli; but she will also exercise frequently, which lowers her body fat. Thus when lifestyle is unobserved, the composition of diet will be correlated with body fat, regardless of its true causal effect. Compounding the difficulty, accurate measurements of lifestyle (the confounder) are difficult to obtain, e.g., requiring expensive real-time tracking of activities. Lifestyle is necessarily an unobserved confounder.

To lower the hurdle of unobserved confounding, Wang & Blei (2018) propose to dwell on *multiple* causes. They focus on settings where multiple causes affect a single outcome. They found that the dependency structure of the causes can reveal unobserved *multi-cause* confounders, those that affect multiple causes and the outcome. They estimate those confounders with probabilistic factor models and then use them downstream in a causal inference. The dependency structure of the causes is “the blessing of multiple causes.”

The example fits into this setting. Each type of food—broccoli, burgers, granola bars, pizza, and so on—is a potential cause of body fat. Further, each person’s lifestyle affects multiple causes, i.e., their consumption of multiple types of food. People with a healthy lifestyle eat broccoli and granola; people with an unhealthy lifestyle eat pizza and burgers. Thus, through the patterns of correlation among the foods, we can infer something about each person’s lifestyle, something about the unobserved confounder.

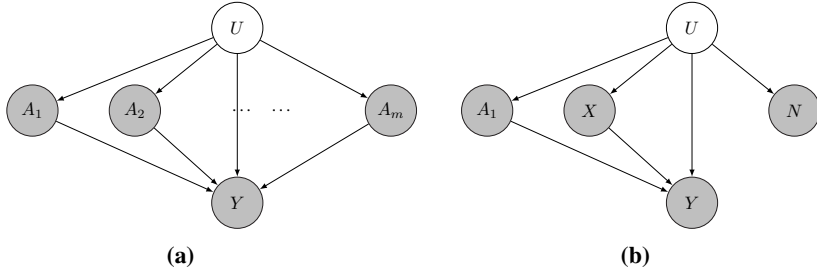


Figure 1: (a) Multiple causes with shared confounding. (b) Proxy variables for an unobserved confounder (Miao et al., 2018). (Only the shaded nodes are observed.)

Leveraging this idea, Wang & Blei (2018) develop the “deconfounder” algorithm for causal inference. The deconfounder constructs a random variable—called the “substitute confounder”—that renders the causes conditionally independent; it then uses the substitute confounder to adjust for confounding bias. In the Rubin causal model, they prove the deconfounder leads to unbiased estimates of potential outcomes under the *single ignorability* assumption: each cause is conditionally independent of the potential outcome given the observed confounders. This assumption is weaker than the classical ignorability assumption prevalent in the potential outcomes literature.

Here we take a causal graphical view of the blessings of multiple causes. What causal quantities can be identified? How does single ignorability translate to assumptions on causal graphs? How does the multiplicity of the causes resolve causal identification? Does the deconfounder algorithm lead to valid causal estimates on causal graphs? These are the questions we study.

Consider multiple causal inference with *shared confounding*. This setting is in the causal graph of Figure 1a, where an unobserved confounder U (lifestyle) affects multiple causes $\{A_1, \dots, A_m\}$ (food choices) and an outcome Y (body fat). Further consider a subset of causes \mathcal{C} . We first prove that, under suitable conditions, the intervention distribution $p(y | \text{do}(a_{\mathcal{C}}))$ is identifiable; it can be written in terms of the observational distribution. We then revisit the deconfounder. We show that it produces correct estimates of $p(y | \text{do}(a_{\mathcal{C}}))$; this result justifies the deconfounder on causal graphs.

We then generalize the result to the larger class of graphs in Figure 2b. This graph contains shared confounding, measured single-cause confounders (that only affect one cause), selection on the unobservables, and other structures. We prove identifiability in this larger class as well as the correctness of the deconfounder.

Contributions. The main contributions of this paper are to expand the theory of Wang & Blei (2018) to causal graphs, develop a new set of identification results for multiple causal inference, prove the correctness of the deconfounder algorithm in a new setting, and extend the deconfounder to allow for certain types of selection bias. These results also illustrate how the proxy variable strategy can be put into practice. While existing identification formulas for proxy variables involve solving integral equations (Miao et al., 2018), these results show how to circumvent the need for such solutions by directly modeling the data.

Related work. This work uses and extends causal identification with proxy variables (Kuroki & Pearl, 2014; Miao et al., 2018). While these works focus on a single cause and a single outcome, we analyze multiple causality. We leverage multiple causes to establish causal identification.

In more detail, proxy variables are the observable children of unobserved confounders. Our key observation is that, in multiple causal inference, some causes can serve as proxies for causal identification of others. This observation helps identify the intervention distributions of subsets of causes; for example, the intervention distributions of each individual cause is identifiable. Further, unlike previous work in proxy variables, we do not need to find two independent proxies for the unobserved confounder; some causes themselves can serve as proxies for identifying the effect of the other causes.

A second body of related work is on causal structural learning with latent variables (Silva et al., 2006; Mckeigue et al., 2010; Anandkumar et al., 2014; Frot et al., 2017). These works focus on learning whether an arrow exists between two variables, and its direction. We also use latent vari-

ables, but to a different end. We assume the direction of arrows are known and the set of causes of are always ancestors of the outcome. Unlike the work on structure learning, we focus on identifying and estimating the intervention distributions of the causes.

Finally, this paper connects to the growing literature on multiple causal inference (Tran & Blei, 2017; Wang & Blei, 2018; Ranganath & Perotte, 2018; Heckerman, 2018; Janzing & Schölkopf, 2018). While most of these works focus on developing algorithms, we focus here on theoretical aspects of the problem, expanding the ideas of Wang & Blei (2018) to identification and estimation in causal graphs. The identification results in this work differ from those in Wang & Blei (2018). First, that work assumes a “consistent substitute confounder,” one that is a deterministic function of the multiple causes; in contrast, we allow the substitute confounder be random given the causes. Second, we establish identification by assuming the existence of functions of the causes that do not affect the outcome; this is a new type of assumption in multiple causal inference. Finally, we extend their methods to one that can handle selection bias (Bareinboim & Pearl, 2012), including selection that is driven by unobserved confounders.

We note that D’Amour (2019) provides negative examples in multiple causal inference where some intervention distributions are not identifiable; they also suggest collecting additional proxy variables in multiple causal inference to resolve non-identification. The results below do not contradict those of D’Amour (2019). Rather, we focus on the intervention distributions of *subsets* of the causes; D’Amour (2019) focuses on the intervention distributions of *all* the causes. Further, the way we use proxy variables differs.

2 Multiple causes with shared confounding

Consider a causal inference problem where multiple causes of interest affect a single outcome; it is a *multiple causal inference*. Multiple causal inference deviates from classical causal inference, where the main interest is a single cause and a single outcome.

Figure 1a provides an example. There are m causes A_1, \dots, A_m that all affect the outcome Y ; and there is an unobserved confounder U that affects Y and the causes. This graph exemplifies *shared unobserved confounding*, where U affects multiple causes.

In this paper, the goal of multiple causal inference is to estimate the intervention distributions on subsets of causes, $P(Y | \text{do}(A_C = a_C))$. It is the distribution of the outcome Y if we intervene on $A_C \subset \{A_1, \dots, A_m\}$, which is a (strict) subset. (For example, we might be interested in each cause individually; then each subset contains one of the causes.) We will establish causal identification in this setting and prove the validity of causal estimation with the deconfounder algorithm. We extend these results to more general graphs Section 3.

2.1 Causal identification

An intervention distribution is *identifiable* if it can be written as a function of the observed data distribution (e.g., $P(y, a_1, \dots, a_m)$ in Figure 1a) (Pearl, 2009). Identifiability ensures that an intervention distribution is *estimable* from the observed data. In Figure 1a, which intervention distributions can be identified? In this section we prove that, under suitable conditions, the intervention distributions of subsets of the causes $P(y | \text{do}(a_C))$ are identifiable.¹

The starting point for causal identification with multiple causes is the *proxy variable* strategy, which focuses on causal identification with a single cause (Kuroki & Pearl, 2014; Miao et al., 2018). Consider the causal graph in Figure 1b: it has a single cause A_1 , an outcome Y , and an unobserved confounder U . The goal is to estimate the intervention distribution $P(y | \text{do}(a_1))$. There are some other variables in the graph too. A *proxy* X is an observable child of the unobserved confounder; a *null proxy* N is a proxy that does not affect the outcome. The theory around proxy variables says that the intervention distribution $P(y | \text{do}(a_1))$ is identifiable if (1) we observe two proxies of the unobserved confounder U and (2) one of the proxies is a null proxy (Miao et al., 2018). In particular, since N and X are observed, $P(y | \text{do}(a_1))$ is identifiable.

¹We use the abbreviation $P(y | \text{do}(a_C)) \triangleq P(y | \text{do}(A_C = a_C))$.

We leverage the idea of proxy variables to identify intervention distributions in Figure 1a, multiple causes with shared unobserved confounding. The main idea is to use some causes as proxies to identify the intervention distributions of other causes. The benefit is that, with multiple causes, we do not need to observe external proxy variables; rather the causes themselves serve as proxies. Nor do we need to observe a null proxy, one that does not affect the outcome (like N in Figure 1b); we only need to assume that there is a function of the causes that does not affect the outcome. (We do not need to know this function either, just that at least one such function exists.) In short, we can use the idea of the proxy but without collecting external data; we can work solely with the data about the causes and the outcome. This is the “blessing of multiple causes” from the causal graphical view.

We formally state the identification result. To repeat, assume the causal graph in Figure 1a with m causes $A_{1:m}$, an outcome Y , and a shared unobserved confounder U . The goal is to identify the intervention distribution of a *strict subset* of the causes $P(y | \text{do}(a_C))$.

Partition the m causes into three sets: A_C is the set of causes on which we intervene; A_X is the set of causes we use as a proxy; A_N is the set of causes such that there exists a function $f(A_N)$ that can serve as a null proxy. (We discuss this assumption below.) The latter two sets mimic the proxy X and the null proxy N in the proxy variable strategy. The sets A_C , A_X and A_N must be non-empty.

Assumption 1. *There exists some function f and a set $\emptyset \neq \mathcal{N} \subset \{1, \dots, m\} \setminus \mathcal{C}$ such that*

1. *The outcome Y does not depend on $f(A_N)$:*

$$f(A_N) \perp Y | U, A_C, A_X, \tag{1}$$

where $\mathcal{X} = \{1, \dots, m\} \setminus (\mathcal{C} \cup \mathcal{N}) \neq \emptyset$.

2. *The conditional distribution $P(u | a_C, f(a_N))$ is complete² in $f(a_N)$ for almost all a_C .*
3. *The conditional distribution $P(f(a_N) | a_C, a_X)$ is complete in a_X for almost all a_C .*

Assumption 1.1 posits that a set of causes A_N exists such that some function of them $f(A_N)$ can serve as a null proxy (Equation (1)). Roughly, it requires $f(A_N)$ does not affect the outcome. Note, it does not require that we know $f(A_N)$, just that it exists.

When might this assumption be satisfied? First, suppose some of the multiple causes do not affect the outcome. Then Assumption 1.1 reduces to the null proxy assumption (Kuroki & Pearl, 2014; Miao et al., 2018; D’Amour, 2019). This might be plausible, e.g., in a genetic study or other setting where there are many causes. Again, we do not need to know *which* causes are “null causes,” only that they exist. Indeed, as long as two causes are null, the theory below implies that the intervention distributions of each individual cause is identifiable.

But this assumption goes beyond a restatement of the null proxy assumption. Suppose two (or more) causes only affect the outcome as a bundle. Then the bundle can form the set \mathcal{N} and the function is one that is “orthogonal” to how they are combined. As a (silly) example, consider two of the causes to be bread and butter. Suppose they must be served together to induce the joyfulness of food, but not individually. (If either is served alone, it has no effect on joyfulness one way or the other.) Then the function $f(A_N)$ is XOR of the bundle; the quantity (bread XOR butter) does not affect Y . Again, the function and set must exist; we do not need to know them.

As a more serious example, consider that HDL cholesterol, LDL cholesterol, and triglycerides (TG) affect the risk of a heart attack through the ratios HDL/LDL and TG/HDL (Millán et al., 2009). Then HDL×LDL and TG×HDL are both examples of $f(A_N)$ that do not affect Y . The existence of one of them suffices for Assumption 1.1. (We discuss this assumption in more technical detail in Appendix B.)

Assumption 1.2 and Assumption 1.3 are two completeness conditions on the true causal model; they are required by the proxy variable strategy (e.g. Conditions 2 and 3 of Miao et al. (2018)). Roughly,

²Definition of “complete”: The conditional distribution $P(u | a_C, f(a_N))$ is complete in $f(a_N)$ for almost all a_C means for any square-integrable function $g(\cdot)$ and almost all a_C ,

$$\int g(u, a_C) P(u | a_C, f(a_N)) du = 0 \text{ for almost all } f(a_N)$$

if and only if $g(u, a_C) = 0$ for almost all u .

they require that the distributions of U corresponding to different values of $f(A_{\mathcal{N}})$ are distinct; the distributions of $f(A_{\mathcal{N}})$ relative to different $A_{\mathcal{X}}$ values are also distinct. The two assumptions are satisfied when we work with a causal model that satisfies the completeness condition.

Many common models satisfy the completeness condition. Examples include exponential families (Newey & Powell, 2003), location-scale families (Hu & Shiu, 2018), and nonparametric regression models (Darolles et al., 2011). Completeness is a common assumption posited in nonparametric causal identification (Miao et al., 2018; Yang et al., 2017; D’Haultfoeuille, 2011); it is often used to guarantee the existence and the uniqueness of solutions to integral equations. See Chen et al. (2014) for a detailed discussion of completeness.

Under Assumption 1, we can identify the intervention distribution of the subset of the causes $A_{\mathcal{C}}$.

Theorem 1. (Causal identification under shared confounding) *Assume the causal graph Figure 1a. (Note the data does not need to be “faithful” to the graph—some edges can be missing.) Under Assumption 1, the intervention distribution of the causes $A_{\mathcal{C}}$ is identifiable:*

$$P(y | \text{do}(a_{\mathcal{C}})) = \int h(y, a_{\mathcal{C}}, a_{\mathcal{X}}) P(a_{\mathcal{X}}) da_{\mathcal{X}} \quad (2)$$

for any solution h to the integral equation

$$P(y | a_{\mathcal{C}}, f(a_{\mathcal{N}})) = \int h(y, a_{\mathcal{C}}, a_{\mathcal{X}}) P(a_{\mathcal{X}} | a_{\mathcal{C}}, f(a_{\mathcal{N}})) da_{\mathcal{X}}. \quad (3)$$

Moreover, the solution to Equation (3) always exists under weak regularity conditions in Appendix E.

Proof sketch. The proof relies on the partition of the m causes: $A_{\mathcal{C}}$ as the causes, $A_{\mathcal{X}}$ as the proxies, and $A_{\mathcal{N}}$ such that $f(A_{\mathcal{N}})$ can be a null proxy. We then follow the proxy variable strategy to identify the intervention distributions of $A_{\mathcal{C}}$ using $A_{\mathcal{X}}$ as a proxy and $f(A_{\mathcal{N}})$ as a null proxy. We no longer have a null proxy like N as in Figure 1b; all the m causes can affect the outcome. However, Assumption 1.1 allows $f(A_{\mathcal{N}})$ to play the role of a null proxy. The full proof is in Appendix A. \square

Theorem 1 identifies the intervention distributions of subsets of the causes $A_{\mathcal{C}}$; it writes $P(y | \text{do}(a_{\mathcal{C}}))$ as a function of the observed data distribution $P(y, a_{\mathcal{C}}, a_{\mathcal{X}}, a_{\mathcal{N}})$. In particular, it lets us identify the intervention distributions of individual causes $P(y | \text{do}(a_i))$, $i = 1, \dots, m$. By using the causes themselves as proxies, Theorem 1 exemplifies how the multiplicity of the causes enables causal identification under shared unobserved confounding.

2.2 Causal estimation with the deconfounder

Theorem 1 guarantees that the intervention distribution $P(y | \text{do}(a_{\mathcal{C}}))$ is estimable from the observed data. However, it involves solving an integral equation (Equation (3)). This integral equation is hard to solve except in the simplest linear Gaussian case (Carrasco et al., 2007). How can we estimate $P(y | \text{do}(a_{\mathcal{C}}))$ in practice?

We revisit the deconfounder algorithm in Wang & Blei (2018). We show that the deconfounder correctly estimates the intervention distribution $P(y | \text{do}(a_{\mathcal{C}}))$; it implicitly solves the integral equation in Equation (3) by modeling the data. This result justifies the deconfounder from a causal graphical perspective.

The deconfounder algorithm. We first review the algorithm. Given the causes A_1, \dots, A_m and the outcome Y , the deconfounder proceeds in three steps:

1. **Construct a substitute confounder.** Based *only* on the (observed) causes A_1, \dots, A_m , it first constructs a random variable \hat{Z} such that all the causes are conditionally independent:

$$\hat{P}(a_1, \dots, a_m, \hat{z}) = \hat{P}(\hat{z}) \prod_{j=1}^m \hat{P}(a_j | \hat{z}), \quad (4)$$

where $\hat{P}(\cdot)$ is consistent with the observed data $P(a_1, \dots, a_m) = \int \hat{P}(a_1, \dots, a_m, \hat{z}) d\hat{z}$. The random variable \hat{Z} is called a *substitute confounder*; it does not necessarily coincide with the

unobserved confounder U . The substitute is constructed using probabilistic models with local and global variables (Tipping & Bishop, 1999) (e.g., mixture models, matrix factorization, topic models, and others).

2. **Fit an outcome model.** The next step is to estimate how the outcome depends on the causes and the substitute confounder $\hat{P}(y | a_1, \dots, a_m, \hat{z})$. This *outcome model* is fit to be consistent with the observed data:

$$P(y, a_1, \dots, a_m) = \int \hat{P}(y | a_1, \dots, a_m, \hat{z}) \hat{P}(a_1, \dots, a_m, \hat{z}) d\hat{z}. \quad (5)$$

Along with the first step, the deconfounder gives the joint distribution $\hat{P}(y, a_1, \dots, a_m, \hat{z})$.

3. **Estimate the intervention distribution.** The final step estimates the intervention distribution $P(y | \text{do}(a_C))$ by integrating out the non-intervened causes and the substitute confounder,

$$\hat{P}(y | \text{do}(a_C)) \triangleq \int \hat{P}(y | a_1, \dots, a_m, \hat{z}) \times \hat{P}(a_{\{1, \dots, m\} \setminus C}, \hat{z}) d\hat{z} da_{\{1, \dots, m\} \setminus C}. \quad (6)$$

This is the estimate of the deconfounder.

The correctness of the deconfounder. Note that many possible $\hat{P}(\cdot)$'s satisfy the deconfounder requirements (Equations (4) and (5)); the algorithm outputs one such \hat{P} . Under suitable conditions, we show that any such \hat{P} provides the correct causal estimate $P(y | \text{do}(a_C))$.

Assumption 2. *The deconfounder estimate $\hat{P}(y, a_1, \dots, a_m, \hat{z})$ satisfies two conditions:*

1. *It is consistent with Assumption 1.1, $\hat{P}(y | a_C, a_X, f(a_N), \hat{z}) = \hat{P}(y | a_C, a_X, \hat{z})$.*
2. *The conditional distribution $\hat{P}(\hat{z} | a_C, a_X)$ is complete in a_X for almost all a_C .*

Assumption 2.1 roughly requires that there exists a function f and a subset of the causes A_N such that $f(A_N)$ does not affect the outcome in the deconfounder outcome model. (When the number of causes goes to infinity, Assumption 2.1 reduces to Assumption 1.1.) We emphasize that $f(A_N)$ is not involved in calculating the deconfounder estimate (Equation (6)); it only appears in Assumption 2.1. Hence the correctness of the deconfounder does not require specifying $f(\cdot)$ and A_N , just that it exists.

Assumption 2.2 requires that the distributions of \hat{Z} corresponding to different values of A_X are distinct. It is a similar completeness condition as in Assumption 1.

Now we state the correctness result of the deconfounder.

Theorem 2. *(Correctness of the deconfounder under shared confounding) Assume the causal graph Figure 1a. Under Assumption 1, Assumption 2 and weak regularity conditions, the deconfounder provides correct estimates of the intervention distribution:*

$$\hat{P}(y | \text{do}(a_C)) = P(y | \text{do}(a_C)), \quad (7)$$

where $\hat{P}(y | \text{do}(a_C))$ is computed from Equation (6).

Proof sketch. The proof of Theorem 2 relies on a key observation: the deconfounder implicitly solves the integral equation (Equation (3)) by modeling the observed data with $\hat{P}(y, a_1, \dots, a_m, \hat{z})$. Assumption 2.2 guarantees that the deconfounder estimate can be written as

$$\hat{P}(y | a_C, \hat{z}) = \int \hat{h}(y, a_C, a_X) \hat{P}(a_X | \hat{z}) da_X \quad (8)$$

under weak regularity conditions; this function $\hat{h}(y, a_C, a_X)$ also solves the integral equation (Equation (3)). The deconfounder uses this solution to form an estimate of $P(y | \text{do}(a_C))$; this estimate is correct because of Theorem 1. The full proof is in Appendix D. \square

Theorem 2 justifies the deconfounder for multiple causal inference under shared confounding (Figure 1a). It proves that the deconfounder correctly estimates the intervention distributions when they are identifiable. This result complements Theorems 6–8 of Wang & Blei (2018); it establishes

identification and correctness by assuming there exists some function of the causes that does not affect the outcome. In contrast, Theorems 6–8 of Wang & Blei (2018) assume a “consistent substitute confounder,” that the substitute confounder is a deterministic function of the causes. Their assumption is stronger; conditional on the causes, Theorems 1 and 2 allow the substitute confounder to be random.

Theorem 2 also shows that we can leverage the deconfounder algorithm to put the proxy variable strategy into practice. While existing identification formulas of proxy variables involves solving integral equations (Miao et al., 2018), Theorem 2 shows how to circumvent this need by directly modeling the data and applying the deconfounder; it implicitly solves the integral equations with the modeled data.

To illustrate Theorems 1 and 2, Appendix C gives a linear example.

3 Multiple causes on general causal graphs

We discussed causal identification and estimation when multiple causes share the same unobserved confounder. We now extend these results to more general causal graphs, those with several types of nodes and, in particular, that include a selection variable (Bareinboim et al., 2014). Using the results in Section 2, we establish causal identification and estimate intervention distributions on this class of general causal graphs.

We focus on the class of general causal graphs in Figure 2b.³ As above, it has m causes $A_{1:m}$ and an outcome Y . The goal is to estimate $P(y | do(a_C))$, where $A_C \subset \{A_1, \dots, A_m\}$ is a subset of causes on which we intervene. Apart from the causes and the outcome, the causal graph has a few other types of variables. (Figure 2a contains a glossary of terms.)

Confounders. Confounders are parents of *both* the causes and the outcome; they can be unobserved. In Figure 2b, for example, U_i^{sg} and U_i^{mlt} are confounders; they have arrows into the outcome Y and at least one of the causes A_i . We differentiate between *single-cause* and *multi-cause* confounders. Single-cause confounders like U_i^{sg} affect only one cause; multi-cause confounders like U_i^{mlt} affect two or more causes.

Covariates. There are two types of covariates—cause covariates and outcome covariates. Cause covariates are parents of the causes, but *not* the outcome; they can be unobserved. As with confounders, we differentiate between *single-cause* covariates W_i^{sg} and *multi-cause* covariates W_i^{mlt} . Outcome covariates like V are parents of the outcome but *not* the causes. They do not affect any of the m causes; they can be unobserved.

Selection operator. Following Bareinboim & Pearl (2012), we introduce a selection operator $S \in \{0, 1\}$ into the causal graph. The value $S = 1$ indicates an individual being selected; otherwise, $S = 0$. We only observe the outcome of those individuals with $S = 1$, but we may observe the causes on unselected individuals. (E.g., consider a genome-wide association study where we collect an expensive-to-measure trait on a subset of the population but have genome data on a much larger set.) Note that Figure 2b allows selection to occur on the confounders.

These variables—confounders, covariates, and the selection operator—compose the more general causal graphs with multiple causes. We study identification and estimation on these causal graphs.

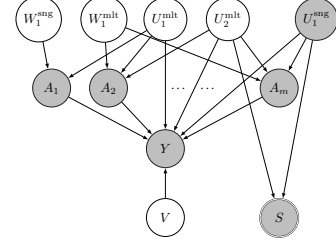
We extend the results around causal identification and estimation under shared confounding (Theorems 1 and 2) to more general graphs. We first reduce the general graph (Figure 2b) to one close to the shared confounding case; then we handle the complications of selection bias. These steps lead to causal identification and the correctness of the deconfounder on general causal graphs.

To reduce the general graph of Figure 2b, we bundle all the unobserved multi-cause confounders and null confounders $\{U^{mlt}, W^{mlt}\}$ into a single unobserved confounder Z . This variable Z is shared by all the causes as in Figure 1a and renders all the causes conditionally independent. Moreover, it is sufficient to adjust for Z and single-cause confounders U^{sg} to estimate $P(y | do(a_C))$ because $\{U^{mlt}, W^{mlt}, U^{sg}\}$ constitute an admissible set.

³There exist causal graphs that do not fall in this class; we leave them for future work.

Name	Children	Notation
Confounder	≥ 1 cause & outcome	$U^{\text{mlt}}, U^{\text{sg}}$
Cause covariate	≥ 1 cause only	$W^{\text{mlt}}, W^{\text{sg}}$
Outcome covariate	outcome only	V

(a)



(b)

Figure 2: (a) Types of nodes (b) The class of more general causal graphs. S is the selection operator.

The general graph of Figure 2b also involves a selection operator S ; it allows an individual to be selected into the study based on any unobserved multi-cause confounder U^{mlt} or observed single-cause confounder U^{sg} . We handle this selection bias by assuming additional access to the non-selection-biased distribution of the causes. This assumption aligns with common conditions required by recovery under selection bias (e.g., Theorem 2 of Bareinboim et al. (2014)).

We further extend the deconfounder algorithm to account for this selection bias: we construct a substitute confounder based on this non-selection-biased distribution of the causes; then we fit an outcome model to the selection-biased joint distribution of the causes and the outcome. We show that the intervention distribution $P(y | \text{do}(a_C))$ is identifiable and the deconfounder estimate $\hat{P}(y | \text{do}(a_C))$ is correct under assumptions analogous to those of Theorems 1 and 2. The details of these results are in Appendix A.

4 Discussion

We take a causal graphical view of Wang & Blei (2018). By treating some causes as proxies of the shared confounder, we can identify the intervention distributions of the other causes. For a general class of causal graphs, we prove that the intervention distribution of subsets of causes is identifiable. We further show that the deconfounder algorithm makes valid inferences of these intervention distributions, a result that justifies the deconfounder on causal graphs. The results of this paper generalize the theory in Wang & Blei (2018) and extend the applicability of the deconfounder.

A Proof of Theorem 1

Proof. The proof of Theorem 1 relies on two observations. The first observation starts with the integral equation we solve:

$$P(y | a_C, f(a_{\mathcal{N}})) = \int h(y, a_C, a_{\mathcal{X}}) P(a_{\mathcal{X}} | a_C, f(a_{\mathcal{N}})) da_{\mathcal{X}} \quad (9)$$

$$= \int \int h(y, a_C, a_{\mathcal{X}}) P(a_{\mathcal{X}} | u) P(u | a_C, f(a_{\mathcal{N}})) da_{\mathcal{X}} du. \quad (10)$$

The first equality is due to Equation (3). The second equality is due to the conditional independence implied by Figure 1a: $A_{\mathcal{X}} \perp A_C, f(a_{\mathcal{N}}) | U$.

The second observation relies on the null proxy:

$$P(y | a_C, f(a_{\mathcal{N}})) = \int P(y | u, a_C, f(a_{\mathcal{N}})) P(u | a_C, f(a_{\mathcal{N}})) du \quad (11)$$

$$= \int P(y | u, a_C) P(u | a_C, f(a_{\mathcal{N}})) du. \quad (12)$$

The first equality is due to the definition of conditional probability. The second equality is due to the second part of Assumption 1, which implies $Y \perp f(a_{\mathcal{N}}) | U, A_C$. The reason is that

$$P(y | u, a_C, f(a_{\mathcal{N}})) = \int P(y | u, a_C, a_{\mathcal{X}}, f(a_{\mathcal{N}})) P(a_{\mathcal{X}} | u, a_C, f(a_{\mathcal{N}})) da_{\mathcal{X}} \quad (13)$$

$$= \int P(y|u, a_C, a_X)P(a_X|u, a_C) da_X \quad (14)$$

$$= P(y|u, a_C). \quad (15)$$

In fact, it is sufficient to assume $Y \perp f(a_N)|U, A_C$ instead of $Y \perp f(a_N)|U, A_C, A_X$ in Theorem 1. However, the latter is easier to check and interpret.

Comparing Equation (10) and Equation (12) gives

$$\int \left[P(y|u, a_C) - \int h(y, a_C, a_X)P(a_X|u) da_X \right] \times P(u|a_C, f(a_N)) du = 0, \quad (16)$$

which, by the completeness condition in Assumption 1.2, implies

$$P(y|u, a_C) = \int h(y, a_C, a_X)P(a_X|u) da_X. \quad (17)$$

Equation (17) leads to identification:

$$P(y|do(a_C)) = \int \int h(y, a_C, a_X)P(a_X|u) da_X P(u) du \quad (18)$$

$$= \int h(y, a_C, a_X)P(a_X) da_X. \quad (19)$$

Consider the special case of a single cause as in Figure 1b. Let $a_C = \{A_1\}$, $a_X = \{X\}$, $a_N = N$, and $f(a_N) = N$. The above proof reduces to the identification proof for proxy variables (Theorem 1 of [Miao et al. \(2018\)](#)). \square

References

- Anandkumar, A., Ge, R., Hsu, D., Kakade, S. M., & Telgarsky, M. (2014). Tensor decompositions for learning latent variable models. *The Journal of Machine Learning Research*, 15(1), 2773–2832.
- Bareinboim, E. & Pearl, J. (2012). Controlling selection bias in causal inference. In *Artificial Intelligence and Statistics* (pp. 100–108).
- Bareinboim, E., Tian, J., & Pearl, J. (2014). Recovering from selection bias in causal and statistical inference.
- Carrasco, M., Florens, J.-P., & Renault, E. (2007). Linear inverse problems in structural econometrics estimation based on spectral decomposition and regularization. *Handbook of econometrics*, 6, 5633–5751.
- Chen, X., Chernozhukov, V., Lee, S., & Newey, W. K. (2014). Local identification of nonparametric and semiparametric models. *Econometrica*, 82(2), 785–809.
- D’Amour, A. (2019). On multi-cause causal inference with unobserved confounding: Counterexamples, impossibility, and alternatives. *arXiv preprint arXiv:1902.10286*.
- Darolles, S., Fan, Y., Florens, J.-P., & Renault, E. (2011). Nonparametric instrumental regression. *Econometrica*, 79(5), 1541–1565.
- D’Haultfoeuille, X. (2011). On the completeness condition in nonparametric instrumental problems. *Econometric Theory*, 27(3), 460–471.
- Frot, B., Nandy, P., & Maathuis, M. H. (2017). Learning directed acyclic graphs with hidden variables via latent gaussian graphical model selection. *arXiv preprint arXiv:1708.01151*.
- Heckerman, D. (2018). Accounting for hidden common causes when inferring cause and effect from observational data. *arXiv preprint arXiv:1801.00727*.
- Hu, Y. & Shiu, J.-L. (2018). Nonparametric identification using instrumental variables: sufficient conditions for completeness. *Econometric Theory*, 34(3), 659–693.
- Janzing, D. & Schölkopf, B. (2018). Detecting confounding in multivariate linear models via spectral analysis. *Journal of Causal Inference*, 6(1).
- Kuroki, M. & Pearl, J. (2014). Measurement bias and effect restoration in causal inference. *Biometrika*, 101(2), 423–437.
- Mckeigue, P., Krohn, J., Storkey, A. J., & Agakov, F. V. (2010). Sparse instrumental variables (spiv) for genome-wide studies. In *Advances in Neural Information Processing Systems* (pp. 28–36).
- Miao, W., Geng, Z., & Tchetgen Tchetgen, E. J. (2018). Identifying causal effects with proxy variables of an unmeasured confounder. *Biometrika*, 105(4), 987–993.
- Millán, J., Pintó, X., et al. (2009). Lipoprotein ratios: physiological significance and clinical usefulness in cardiovascular prevention. *Vascular health and risk management*, 5, 757.
- Newey, W. K. & Powell, J. L. (2003). Instrumental variable estimation of nonparametric models. *Econometrica*, 71(5), 1565–1578.
- Pearl, J. (2009). *Causality*. Cambridge University Press, 2nd edition.
- Ranganath, R. & Perotte, A. (2018). Multiple causal inference with latent confounding. *arXiv preprint arXiv:1805.08273*.
- Silva, R., Scheine, R., Glymour, C., & Spirtes, P. (2006). Learning the structure of linear latent variable models. *Journal of Machine Learning Research*, 7(Feb), 191–246.
- Tipping, M. E. & Bishop, C. M. (1999). Probabilistic principal component analysis. *Journal of the Royal Statistical Society: Series B (Statistical Methodology)*, 61(3), 611–622.
- Tran, D. & Blei, D. M. (2017). Implicit causal models for genome-wide association studies. *arXiv preprint arXiv:1710.10742*.
- Wang, Y. & Blei, D. M. (2018). The blessings of multiple causes. *arXiv preprint arXiv:1805.06826*.
- Yang, S., Wang, L., & Ding, P. (2017). Identification and estimation of causal effects with confounders subject to instrumental missingness. *arXiv preprint arXiv:1702.03951*.

Appendix

A Causal identification and estimation on general causal graphs

In this section, we discuss causal identification and estimation on general causal graphs in details.

A.1 Causal identification on general causal graphs

We first discuss the reduction to shared confounding and why it is sufficient to adjust for Z and single-cause confounders U^{sg} to estimate $P(y | \text{do}(a_C))$.

The key to this reduction is the following observation: a shared confounder Z must “capture”⁴ all multi-cause confounders U^{mlt} and multi-cause null confounders W^{mlt} because Z renders all the causes conditionally independent.

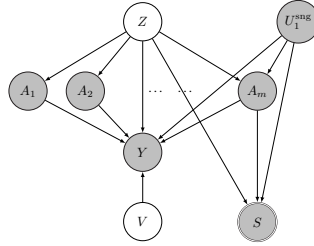


Figure 3: The reduced causal graph with shared confounding.

More concretely, consider a random variable Z that renders all the causes A_1, \dots, A_m conditionally independent as in Figure 3. We claim that Z must capture all the multi-cause confounders and null confounders $\{U^{\text{mlt}}, W^{\text{mlt}}\}$. We can prove this claim by contradiction. Imagine there exists some multi-cause confounder U_i^{mlt} that is not captured by Z . This multi-cause confounder U_i^{mlt} will induce dependence among the causes because U_i^{mlt} affects two or more causes by definition. Due to this dependence, the m causes could not have been conditionally independent given Z because Z does not capture U_i^{mlt} . It contradicts the fact that Z renders all the causes conditionally independent. This argument shares the same spirit with the substitute confounder argument in Wang & Blei (2018).

Further, assume the general causal graph Figure 2b. Recall that the goal is to estimate the intervention distribution of the causes $P(y | \text{do}(a_C))$. In this graph, the set of single-cause confounders U^{sg} , multi-cause confounders U^{mlt} , and multi-cause null confounders W^{mlt} constitute an admissible set; the set of random variables $\{W^{\text{mlt}}, U^{\text{mlt}}, U^{\text{sg}}\}$ block all back-door paths. While it is unnecessary to adjust for the null confounders W^{mlt} , adjusting for W^{mlt} is still valid: it does not open any back-door paths. We note that this set $\{W^{\text{mlt}}, U^{\text{mlt}}, U^{\text{sg}}\}$, while admissible, might not be observed.

Following this discussion, we can reduce all the multi-cause confounders and null confounders $\{U^{\text{mlt}}, W^{\text{mlt}}\}$ into a shared confounder Z . Therefore, assuming the general causal graph (Figure 2b), we can equivalently identify the intervention distributions $P(y | \text{do}(a_C))$ using a reduced causal graph (Figure 3); it involves only the single-cause confounders U^{sg} and a shared confounder Z .

Together with the discussion in Section 3, we formally state the validity of the reduction from general causal graphs to ones with shared confounding.

Lemma 3. (Validity of reduction) Assume the causal graph in Figure 2b. Adjusting for the multi-cause confounders and null confounders on the general causal graph Figure 2b is equivalent to adjusting for the shared confounder in Figure 3:

$$P(y | u^{\text{sg}}, u^{\text{mlt}}, w^{\text{mlt}}, a_1, \dots, a_m, s = 1) = P(y | u^{\text{sg}}, z, a_1, \dots, a_m, s = 1). \quad (20)$$

⁴The random variable A “captures” the random variable B if A contains all the information of B . Technically, it means the sigma algebra of the former is large than or equal to that of the latter: $\sigma(B) \subset \sigma(A)$.

Proof sketch. The proof uses a measure-theoretic argument to characterize the information contained in the Z variable in Figure 3. Roughly, the information in Z is same as the information of all multi-cause confounders, all null confounders, and some independent error:

$$\sigma(z) = \sigma(u^{\text{mlt}}, w^{\text{mlt}}, \epsilon_Z), \quad (21)$$

where $\sigma(\cdot)$ denotes the σ -algebra of a random variable. The independent error ϵ_Z satisfies

$$\epsilon_Z \perp Y, S, U^{\text{sg}}, U^{\text{mlt}}, W^{\text{mlt}}, A_1, \dots, A_m.$$

Equation (21) implies that conditioning on Z is equivalent to conditioning on $U^{\text{mlt}}, W^{\text{mlt}}, \epsilon_Z$; it leads to Equation (20). The full proof is in Appendix F. \square

Causal identification on the reduced causal graph (Figure 3). We have just reduced general causal graphs (Figure 2b) to one with shared confounding (Figure 3). This reduction allows us to establish causal identification on general causal graphs. We extend Theorem 1 from Figure 1a to Figure 3. With the reduction step (Lemma 3), it leads to causal identification on general causal graphs.

How can we identify the intervention distributions $P(y | \text{do}(a_C))$ on the reduced graph (Figure 3)? Figure 3 has a confounder Z that is shared across all causes. This structure is similar to the unobserved shared confounding Figure 1a. In addition to the shared confounder Z , the reduced graph involves single-cause confounders U^{sg} and the selection operator S . We posit two assumptions on them to enable causal identification.

Assumption 3. *The causal graph Figure 3 satisfies the following conditions:*

1. *All single-cause confounders U_i^{sg} 's are observed.*
2. *The selection operator S satisfies*

$$S \perp (A, Y) | Z, U^{\text{sg}}. \quad (22)$$

3. *We observe the non-selection-biased distribution*

$$P(a_1, \dots, a_m, u^{\text{sg}})$$

and the selection-biased distribution

$$P(y, u^{\text{sg}}, a_1, \dots, a_m | s = 1).$$

Assumption 3.1 requires that the confounders that affect the outcome and only one of the causes must be observed. It allows us to adjust for confounding due to these single-cause confounders. Assumption 3.2 roughly requires that selection can only occur on the confounders. Assumption 3.3 requires access to the non-selection-biased distribution of the causes and single-cause-confounders. It aligns with common conditions required by recovery under selection bias (e.g., Theorem 2 of Bareinboim et al. (2014)).

We next establish causal identification on the reduced causal graph Figure 3. We additionally make Assumption 4; it is a variant of Assumption 1 but involves single-cause confounders and the selection operator.

Assumption 4. *There exists some function f and a set $\emptyset \neq \mathcal{N} \subset \{1, \dots, m\} \setminus \mathcal{C}$ such that*

1. *The outcome Y does not causally depend on $f(A_{\mathcal{N}})$:*

$$f(A_{\mathcal{N}}) \perp Y | Z, A_{\mathcal{C}}, A_{\mathcal{X}}, U^{\text{sg}}, S = 1 \quad (23)$$

where $\mathcal{X} = \{1, \dots, m\} \setminus (\mathcal{C} \cup \mathcal{N}) \neq \emptyset$.

2. *The conditional $P(z | a_C, f(a_{\mathcal{N}}), u_C^{\text{sg}}, s = 1)$ is complete in $f(a_{\mathcal{N}})$ for almost all a_C and u_C^{sg} , where U_C^{sg} is the single-cause confounders affecting A_C .*
3. *The conditional $P(f(a_{\mathcal{N}}) | a_C, a_{\mathcal{X}}, u_C^{\text{sg}}, s = 1)$ is complete in $a_{\mathcal{X}}$ for almost all a_C and u_C^{sg} .*

Under Assumption 3 and Assumption 4, we can identify the intervention distributions $P(y | \text{do}(a_C))$.

Lemma 4. *Assume the causal graph Figure 3. Under Assumption 3 and Assumption 4, the intervention distribution of the causes A_C is identifiable:*

$$\begin{aligned} & P(y | \text{do}(a_C)) \\ &= \int \int h(y, a_C, a_{\mathcal{X}}, u_C^{\text{sg}}) P(a_{\mathcal{X}}) P(u_C^{\text{sg}}) da_{\mathcal{X}} du_C^{\text{sg}} \end{aligned} \quad (24)$$

for any solution h to the integral equation

$$P(y | a_C, f(a_{\mathcal{N}}), u_C^{\text{sg}}, s = 1) \int h(y, a_C, a_{\mathcal{X}}, u_C^{\text{sg}}) \times P(a_{\mathcal{X}} | a_C, f(a_{\mathcal{N}}), u_C^{\text{sg}}, s = 1) da_{\mathcal{X}}, \quad (25)$$

where U_C^{sg} is the single-cause confounders affecting A_C . Moreover, the solution to Equation (25) always exists under weak regularity conditions in Appendix E.

Proof sketch. The proof adopts a similar argument as in the proof of Theorem 1. We only need to take care of the additional (observed) single-cause confounders and the selection operator. In particular, Assumption 3.2 lets us shift from the selection biased distribution $P(y | z, a_C, u_C^{\text{sg}}, s = 1)$ to the non-selection-biased one $P(y | z, a_C, u_C^{\text{sg}})$. The full proof is in Appendix G. \square

Causal identification on general causal graphs (Figure 2b). Based on the previous analysis on the reduced graph, we establish causal identification result on general causal graphs.

Theorem 5. *Assume the causal graph Figure 2b. Assume a variant of Assumption 3 and Assumption 4 (detailed in Appendix H), the intervention distribution of the causes A_C is identifiable using Equation (24) and Equation (25).*

Proof sketch. This result is a direct consequence of Lemma 3 and Lemma 4. The full proof is in Appendix H. \square

A.2 Causal estimation with the deconfounder

We finally prove the correctness of the deconfounder algorithm on general causal graphs. We build on the identification result on general causal graphs (Theorem 5). We then show that the deconfounder provides correct causal estimates by implicitly solving the integral equation (Equation (25)). This argument is similar to the argument of Theorem 2.

The deconfounder algorithm for general causal graphs with selection bias extends the version described in Section 2.2. Specifically, Assumption 2 allows the deconfounder algorithm to have access to both the non-selection-biased data $P(a_1, \dots, a_m, u^{\text{sg}})$ and the selection-biased data $P(y, u^{\text{sg}}, a_1, \dots, a_m | s = 1)$. In this case, the deconfounder algorithm outputs two estimates:

$$\hat{P}(a_1, \dots, a_m, u^{\text{sg}}, \hat{z}) = \hat{P}(\hat{z}) \hat{P}(u^{\text{sg}} | a_1, \dots, a_m, \hat{z}) \prod_{i=1}^n \hat{P}(a_i | \hat{z}), \quad (26)$$

and

$$\hat{P}(y, a_1, \dots, a_m, u^{\text{sg}}, \hat{z} | s = 1).$$

We note that the former is constructed using only the causes A_1, \dots, A_m and single-cause confounders U^{sg} . Moreover, both deconfounder estimates must be consistent with the observed data:

$$\begin{aligned} & \int \hat{P}(a_1, \dots, a_m, u^{\text{sg}}, \hat{z}) d\hat{z} = P(a_1, \dots, a_m, u^{\text{sg}}), \\ & \int \hat{P}(y, a_1, \dots, a_m, u^{\text{sg}}, \hat{z} | s = 1) d\hat{z} = P(y, a_1, \dots, a_m, u^{\text{sg}} | s = 1). \end{aligned}$$

We note that the substitute confounder \hat{Z} does not necessarily coincide with the true confounders U^{mlt} or the true null confounders W^{mlt} . Nor do $\hat{P}(a_1, \dots, a_m, u^{\text{sg}}, \hat{z})$ and

$\hat{P}(y, a_1, \dots, a_m, u^{\text{sing}}, \hat{z} | s = 1)$ need to be unique. We will show that any \hat{Z} and \hat{P} that the deconfounder outputs will lead to a correct estimate of $\hat{P}(y | \text{do}(a_C))$.

Finally the deconfounder estimates

$$\hat{P}(y | \text{do}(a_C)) \triangleq \int \hat{P}(y | a_1, \dots, a_m, \hat{z}, u_C^{\text{sing}}, s = 1) \times \hat{P}(a_{\{1, \dots, m\} \setminus C}, \hat{z}) P(u_C^{\text{sing}}) du_C^{\text{sing}} d\hat{z} da_{\{1, \dots, m\} \setminus C}, \quad (27)$$

where U_C^{sing} are the single-cause confounders that affect the causes A_C .

We now prove the correctness of the deconfounder on general causal graphs. We make a variant of Assumption 2 and state the correctness result.

Assumption 5. *The deconfounder outputs the estimates $\hat{P}(y, a_1, \dots, a_m, u^{\text{sing}}, \hat{z} | s = 1)$ and $\hat{P}(a_1, \dots, a_m, u^{\text{sing}}, \hat{z})$ that satisfy the following conditions:*

1. *It is consistent with Assumption 3.1:*

$$\hat{P}(a_1, \dots, a_m | \hat{z}, u^{\text{sing}}, s = 1) \quad (28)$$

$$= \hat{P}(a_1, \dots, a_m | \hat{z}, u^{\text{sing}}). \quad (29)$$

2. *It is consistent with Assumption 4.1:*

$$\hat{P}(y | a_C, a_{\mathcal{X}}, f(a_{\mathcal{N}}), \hat{z}, u^{\text{sing}}, s = 1) \quad (30)$$

$$= \hat{P}(y | a_C, a_{\mathcal{X}}, \hat{z}, u^{\text{sing}}, s = 1). \quad (31)$$

3. *The conditional $\hat{P}(\hat{z} | a_C, a_{\mathcal{X}}, u^{\text{sing}}, s = 1)$ is complete in $a_{\mathcal{X}}$ for almost all a_C .*

The conditional $\hat{P}(\hat{z} | a_C, a_{\mathcal{X}}, u^{\text{sing}}, s = 1)$, Equation (28), and Equation (30) can all be computed from the deconfounder estimate $\hat{P}(a_1, \dots, a_m, u^{\text{sing}}, \hat{z})$ and $\hat{P}(y, a_1, \dots, a_m, u^{\text{sing}}, \hat{z} | s = 1)$.

Theorem 6. *(Correctness of the deconfounder on general causal graphs) Assume the causal graph Figure 2b. Assume a variant of Assumption 3 and Assumption 4 (detailed in Appendix I). Under Assumption 5 and weak regularity conditions, the deconfounder provides correct estimates of the intervention distribution:*

$$\hat{P}(y | \text{do}(a_C)) = P(y | \text{do}(a_C)). \quad (32)$$

Proof sketch. The proof of Theorem 6 follows a similar argument as in the proof of Theorem 2. We only need to additionally take care of the single-cause confounders and the selection operator. The full proof is in Appendix I. \square

Theorem 6 establishes the correctness of the deconfounder on general causal graphs under certain types of selection bias. It justifies the deconfounder on general causal graphs.

B Examples of Assumption 1

As an example, if the structural equation writes

$$Y = g(A_1 + A_2, A_3, \dots, A_m, U, \epsilon),$$

where $\epsilon \perp U, A_1, \dots, A_m$, then Assumption 1.1 is satisfied if A_1 and A_2 are identically Gaussian: $A_{\mathcal{N}} = (A_1, A_2)$ and $f(A_{\mathcal{N}}) = A_1 - A_2$ satisfies

$$A_1 - A_2 \perp Y | U, A_3, \dots, A_m.$$

If A_1 and A_2 are both Gaussian but not identically distributed, then $f(A_{\mathcal{N}}) = \alpha_1 A_1 - \alpha_2 A_2$ would satisfy

$$\alpha_1 A_1 - \alpha_2 A_2 \perp Y | U, A_3, \dots, A_m,$$

for some constant α_1 and α_2 .

Similarly, if the structural equation writes

$$Y = g(A_1 \times A_2, A_3, \dots, A_m, U, \epsilon),$$

where $\epsilon \perp U, A_1, \dots, A_m$, then Assumption 1.1 is satisfied if A_1 and A_2 are identically log-normal: $A_{\mathcal{N}} = (A_1, A_2)$ and $f(A_{\mathcal{N}}) = A_1/A_2$ satisfies

$$A_1/A_2 \perp Y \mid U, A_3, \dots, A_m.$$

As a final example, if the structural equation writes

$$Y = g(A_1 \&\& A_2, A_3, \dots, A_m, U, \epsilon),$$

where $\epsilon \perp U, A_1, \dots, A_m$ and A_1, A_2 are both binary, then Assumption 1.1 is satisfied: $A_{\mathcal{N}} = (A_1, A_2)$ and $f(A_{\mathcal{N}}) = A_1 \text{ XOR } A_2$ satisfies

$$A_1 \text{ XOR } A_2 \perp Y \mid U, A_3, \dots, A_m.$$

C Example: A linear causal model

We illustrate Theorems 5 and 6 in a linear causal model.

Consider the meal/body-fat example. The causes are ten types of food A_1, \dots, A_{10} ; the outcome is a person's body fat Y . How does food consumption affect body fat?

In this example, the individual's lifestyle U^{mlt} is a multi-cause confounder. Whether a person is vegan W^{mlt} is a multi-cause null confounder. Both U^{mlt} and W^{mlt} are unobserved. Whether one has easy access to good burger shops U^{sg} is a single-cause confounder; it affects both burger consumption A_1 and body fat percentage Y ; U^{sg} is observed. Finally, the observational data comes from a survey with selection bias S ; people with healthy lifestyle are more likely to complete the survey.

Every variable is associated with a disturbance term ϵ , which comes from a standard normal. Given these variables, suppose the real world is linear,

$$\begin{aligned} U^{\text{mlt}} &= \epsilon_{U^{\text{mlt}}}, U^{\text{sg}} = \epsilon_{U^{\text{sg}}}, W^{\text{mlt}} = \epsilon_{W^{\text{mlt}}}, \\ A_1 &= \alpha_{A_1 U} U^{\text{mlt}} + \alpha_{A_1 W} W^{\text{mlt}} + \alpha_{A_1 U'} U^{\text{sg}} + \epsilon_{A_1}, \\ A_i &= \alpha_{A_i U} U^{\text{mlt}} + \alpha_{A_i W} W^{\text{mlt}} + \epsilon_{A_i}, i = 2, \dots, 10, \\ Y &= \sum_{i=1}^{10} \alpha_{Y A_i} A_i + \alpha_{Y U} U^{\text{mlt}} + \alpha_{Y U'} U^{\text{sg}} + \epsilon_Y. \end{aligned}$$

These equations describe the true causal model of the world. The confounders and null confounders $\{U^{\text{mlt}}, W^{\text{mlt}}\}$ are unobserved.

We are interested in the intervention distribution of the first two food categories, burger (A_1) and broccoli (A_2): $P(y \mid \text{do}(a_1, a_2))$. (We emphasize that we might be interested in any subsets of the causes.) This world satisfies the assumptions of Theorem 5. Even though the confounders U^{mlt} are unobserved, the intervention distribution $P(y \mid \text{do}(a_1, a_2))$ is identifiable.

Now consider a simple deconfounder. Fit a 2-D probabilistic principal component analysis (PPCA) to the data about food consumption $\{A_1, \dots, A_{10}\}$; we do not model the outcome Y . Wang & Blei (2018) also checks the model to ensure it fits the distribution of the assigned causes. (Let's assume that 2-D PPCA passes this check.)

PPCA leads to a linear estimate of the substitute confounder,

$$\hat{Z} = \left(\sum_{i=1}^{10} \gamma_{1i} A_i + \epsilon_{1\hat{Z}}, \sum_{i=1}^{10} \gamma_{2i} A_i + \epsilon_{2\hat{Z}} \right), \quad (33)$$

for parameters γ_{1i} and γ_{2i} , and Gaussian noise $\epsilon_{i,\hat{Z}}$.

This substitute confounder \hat{Z} satisfies Assumption 5. Plausibly, the real world satisfies the variant of Assumption 3 and Assumption 4. These assumptions greenlight us to calculate the intervention distribution. We fit an outcome model using the substitute confounder \hat{Z} and calculate the intervention distribution using Equation (27). Theorem 6 guarantees that this estimate is correct.

D Proof of Theorem 2

Proof. Assumption 2.2 guarantees the existence of some function \hat{h} such that

$$\hat{P}(y | a_C, \hat{z}) = \int \hat{h}(y, a_C, a_X) \hat{P}(a_X | \hat{z}) da_X \quad (34)$$

under weak regularity conditions. (We will discuss the reason in Appendix E.)

We first claim that $\hat{h}(y, a_C, a_X)$ solves

$$P(y | a_C, f(a_N)) = \int \hat{h}(y, a_C, a_X) P(a_X | a_C, f(a_N)) da_X. \quad (35)$$

Given this claim (Equation (80)), we have

$$\begin{aligned} & \hat{P}(y | \text{do}(a_C)) \\ &= \int \hat{P}(y | \hat{z}, a_C) \hat{P}(\hat{z}) d\hat{z} \\ &= \int \hat{h}(y, a_C, a_X) \hat{P}(a_X | \hat{z}) da_X \hat{P}(\hat{z}) d\hat{z} \\ &= \int \hat{h}(y, a_C, a_X) P(a_X) da_X \\ &= P(y | \text{do}(a_C)), \end{aligned}$$

which proves the theorem. The first equality is due to Equation (6); the second is due to Equation (80); the third is due to the deconfounder estimate being consistent with the observed data distribution by construction; the fourth is due to the above claim (Equation (80)) and Theorem 1.

We next prove the claim (Equation (80)). Start with the right side of the equality.

$$\begin{aligned} & \int \hat{h}(y, a_C, a_X) P(a_X | a_C, f(a_N)) da_X \\ &= \int \int \hat{h}(y, a_C, a_X) \hat{P}(a_X | \hat{z}) \hat{P}(\hat{z} | a_C, f(a_N)) da_X d\hat{z} \\ &= \int \hat{P}(y | a_C, \hat{z}) \hat{P}(\hat{z} | a_C, f(a_N)) d\hat{z} \\ &= P(y | a_C, f(a_N)), \end{aligned}$$

which establishes the claim. The first equality is due to Equation (4) and the deconfounder estimate being consistent with the observed data; the second is due to Equation (34); the third is due to Assumption 2.1, which implies

$$\hat{P}(y | a_C, f(a_N), \hat{z}) = \hat{P}(y | a_C, \hat{z}). \quad (36)$$

Similar to Assumption 1.1, it is sufficient to assume Equation (36) directly. However, Assumption 2.1 is easier to check and more interpretable; it directly relates to the deconfounder outcome model. □

E Existence of solutions to the integral equations

Theorem 1 involves solving the integral equation

$$P(y | a_C, f(a_N)) = \int h(y, a_C, a_X) P(a_X | a_C, f(a_N)) da_X. \quad (37)$$

When does a solution exist for Equation (37)? We appeal to Proposition 1 of [Miao et al. \(2018\)](#).

Proposition 7. (Proposition 1 of Miao et al. (2018)) Denote $L^2\{F(t)\}$ as the space of all square-integrable function of t with respect to a c.d.f. $F(t)$. A solution to integral equation

$$P(y | z, x) = \int h(w, x, y)P(w | z, x) dw \quad (38)$$

exists if

1. the conditional distribution $P(z | w, x)$ is complete in w for all x ,
2. $\int \int P(w | z, x)P(z | w, x) dw dz < +\infty$,
3. $\int [P(y | z, x)]^2 P(z | x) dz < +\infty$,
4. $\sum_{n=1}^{+\infty} | \langle P(y | z, x), \psi_{x,n} \rangle |^2 < +\infty$,

where the inner product is $\langle g, h \rangle = \int g(t)h(t) dF(t)$, and $(\lambda_{x,n}, \phi_{x,n}, \psi_{x,n})_{n=1}^{\infty}$ is a singular value decomposition of the conditional expectation operator $K_x : L^2\{F(w | x)\} \rightarrow L^2\{F(z | x)\}$, $K_x(h) = \mathbb{E}[h(w) | z, x]$ for $h \in L^2\{F(w | x)\}$.

Leveraging Proposition 7, we can establish sufficient conditions for existence of a solution to Equation (37).

Corollary 8. A solution exist for the integral equation Equation (37) if

1. the conditional distribution $P(f(a_{\mathcal{N}}) | a_{\mathcal{X}}, a_{\mathcal{C}})$ is complete in $a_{\mathcal{X}}$ for all $a_{\mathcal{C}}$,
2. $\int \int P(a_{\mathcal{X}} | f(a_{\mathcal{N}}), a_{\mathcal{C}})P(f(a_{\mathcal{N}}) | a_{\mathcal{X}}, a_{\mathcal{C}}) da_{\mathcal{X}} df(a_{\mathcal{N}}) < +\infty$,
3. $\int [P(y | f(a_{\mathcal{N}}), a_{\mathcal{C}})]^2 P(f(a_{\mathcal{N}}) | a_{\mathcal{C}}) df(a_{\mathcal{N}}) < +\infty$,
4. $\sum_{n=1}^{+\infty} | \langle P(y | f(a_{\mathcal{N}}), a_{\mathcal{C}}), \psi_{a_{\mathcal{C}},n} \rangle |^2 < +\infty$,

where $\psi_{a_{\mathcal{C}},n}$ is similarly defined as a component of the singular value decomposition.

We remark that the first condition is precisely Theorem 1.3; others are weak regularity conditions.

By the same token, we can establish sufficient conditions for solution existence of Equation (8), Equation (25). The same argument also applies to the integral equation involved in Theorem 6:

$$\hat{P}(y | a_{\mathcal{C}}, \hat{z}, u_{\mathcal{C}}^{\text{sg}}, s = 1) = \int \hat{h}(y, a_{\mathcal{C}}, a_{\mathcal{X}}, u_{\mathcal{C}}^{\text{sg}}) \hat{P}(a_{\mathcal{X}} | \hat{z}, u_{\mathcal{C}}^{\text{sg}}, s = 1) da_{\mathcal{X}}. \quad (39)$$

It is easy to show that the conditions described in the main text are sufficient to guarantee the existence of solutions under weak regularity conditions. We omit the details here.

F Proof of Lemma 3

The idea of the proof is to start with the structural equations of the general causal graph Figure 2b. Then posit the existence of a latent variable Z that renders all the causes conditionally independent; Figure 3 features this conditional independence structure. We will quantify the information (i.e. the σ -algebra) of this latent variable Z ; Z contains the information of the union of multi-cause confounders U^{mlt} , multi-cause null confounders W^{mlt} , and some independent error. This result lets us establish

$$P(y | u^{\text{sg}}, u^{\text{mlt}}, w^{\text{mlt}}, a_1, \dots, a_m, s = 1) = P(y | u^{\text{sg}}, z, a_1, \dots, a_m, s = 1). \quad (40)$$

We start with a generic structural equation model for multiple causes.

$$W_k = f_{W_k}(\epsilon_{W_k}), \quad k = 1, \dots, K, K \geq 0, \quad (41)$$

$$U_j = f_{U_j}(\epsilon_{U_j}), \quad j = 1, \dots, J, J \geq 0, \quad (42)$$

$$V_l = f_{V_l}(\epsilon_{V_l}), \quad l = 1, \dots, L, L \geq 0, \quad (43)$$

$$A_i = f_{A_i}(W_{S_{A_i}^W}, U_{S_{A_i}^U}, \epsilon_{A_i}), \quad i = 1, \dots, m, m \geq 2, \quad (44)$$

$$Y = f_y(A_1, \dots, A_m, U_1, \dots, U_K, V_1, \dots, V_L, \epsilon_Y), \quad (45)$$

where all the errors $\epsilon_{W_k}, \epsilon_{U_j}, \epsilon_{V_l}, \epsilon_{A_i}, \epsilon_Y$ are independent. Notation wise, we note that $S_{A_i}^W \subset \{1, \dots, K\}$ is an index set; if $S_{A_1}^W = \{1, 3, 4\}$, then $W_{S_{A_1}^W} = (W_1, W_3, W_4)$. The same notion applies to $S_{A_i}^U \subset \{1, \dots, J\}$.

The notation in this structural equation model is consistent with the set up in Figure 2b. W_k 's are null confounders; U_j 's are confounders; V_l 's are covariates. Moreover, $U_{S_{A_i}^U}$ indicates the set of confounders that have an arrow to both A_i and Y . $W_{S_{A_i}^W}$ indicates the set of null confounders that have an arrow to A_i ; they do not have arrows to Y .

Relating to the single-cause and multi-cause notion, we have single-cause null confounders as

$$W^{\text{sg}} \triangleq \{W_1, \dots, W_K\} / \bigcup_{i,j \in \{1, \dots, m\}: i \neq j} (W_{S_{A_i}^W} \cap W_{S_{A_j}^W}). \quad (46)$$

To parse the notation above, recall that $W_{S_{A_i}^W}$ is the set of null confounders that affects A_i . $\bigcup_{i,j \in \{1, \dots, m\}: i \neq j} (W_{S_{A_i}^W} \cap W_{S_{A_j}^W})$ describes the set of null confounders that affect at least two of the A_i 's. Hence, W^{sg} denotes the set of null confounders that affect only one of the A_i 's, a.k.a. single-cause null confounders.

Before proving Lemma 3, we first prove the following lemma that quantifies the information in Z (in Figure 3).

Lemma 9. *The random variable Z in Figure 3 “captures” all multi-cause confounders, all multi-cause null confounders and some independent error:*

$$\sigma(Z) = \sigma \left(\{\epsilon_Z\} \bigcup_{i,j \in \{1, \dots, m\}: i \neq j} (W_{S_{A_i}^W} \cap W_{S_{A_j}^W}) \cup (U_{S_{A_i}^U} \cap U_{S_{A_j}^U}) \right), \quad (47)$$

$$= \sigma \left(\{\epsilon_Z\} \bigcup W^{\text{mlt}} \bigcup U^{\text{mlt}} \right). \quad (48)$$

where $\epsilon_Z \perp (\epsilon_Y, V_1, \dots, V_L, \bigcup_{i,j \in \{1, \dots, m\}: i \neq j} (W_{S_{A_i}^W} \cap W_{S_{A_j}^W}) \cup (U_{S_{A_i}^U} \cap U_{S_{A_j}^U}), S)$.

We can parse the notation in Lemma 9 in the same way as in Equation (46): $\bigcup_{i,j \in \{1, \dots, m\}: i \neq j} (W_{S_{A_i}^W} \cap W_{S_{A_j}^W})$ denotes the set of all multi-cause confounders; $\bigcup_{i,j \in \{1, \dots, m\}: i \neq j} (U_{S_{A_i}^U} \cap U_{S_{A_j}^U})$ denotes the set of all multi-cause null confounders.

Proof. Without the loss of generality, we assume the compactness of representation in Equations (44) and (45). For any subset \mathcal{S} of the random variables $\mathcal{S} \subset \{A_1, \dots, A_m, Y\}$, we assume the σ -algebra $\sigma(\bigcap_{\tau} (S_{S_{\tau}}^W, S_{S_{\tau}}^U, S_{S_{\tau}}^V))$ is the *smallest* σ -algebra that makes all the random variables in \mathcal{S} jointly independent. The assumption is made for technical convenience. We simply ensure the arrows from the W, U, V 's to the A_i 's do exist. In other words, all the W, U, V 's “wholeheartedly” contribute to the A_i 's when they appear in Equation (44). This assumption does not limit the class of causal graphs we study.

First we show that all multi-cause confounders and all multi-cause null confounders are measurable with respect to the substitute confounder Z :

$$\sigma \left(\bigcup_{i,j \in \{1, \dots, m\}: i \neq j} (W_{S_{A_i}^W} \cap W_{S_{A_j}^W}) \cup (U_{S_{A_i}^U} \cap U_{S_{A_j}^U}) \right) \subset \sigma(Z). \quad (49)$$

Consider any pair of A_i and A_j . Figure 3 implies that

$$A_i \perp A_j \mid Z, \quad (50)$$

for $i \neq j$ and $i, j \in \{1, \dots, M\}$. On the other hand, we have

$$A_i \perp A_j \mid \sigma \left((W_{S_{A_i}^W} \cap W_{S_{A_j}^W}), (U_{S_{A_i}^U} \cap U_{S_{A_j}^U}) \right), \quad (51)$$

by the independence of errors assumption. Therefore, by the compactness of representation assumption, $\sigma((W_{S_{A_i}^W} \cap W_{S_{A_j}^W}), (U_{S_{A_i}^U} \cap U_{S_{A_j}^U}))$ is the smallest σ -algebra that renders A_i independent of A_j . This implies

$$\sigma\left((W_{S_{A_i}^W} \cap W_{S_{A_j}^W}), (U_{S_{A_i}^U} \cap U_{S_{A_j}^U})\right) \subset \sigma(Z). \quad (52)$$

The argument can be applied to any pair of $i \neq j, i, j \in \{1, \dots, M\}$, so we have

$$\sigma\left(\bigcup_{i,j \in \{1, \dots, m\}: i \neq j} (W_{S_{A_i}^W} \cap W_{S_{A_j}^W}) \cup (U_{S_{A_i}^U} \cap U_{S_{A_j}^U})\right) \subset \sigma(Z). \quad (53)$$

Next Figure 3 implies

$$\sigma(A_1, \dots, A_M) \not\subset \sigma(Z), \quad (54)$$

and

$$\sigma(Y) \not\subset \sigma(Z). \quad (55)$$

Therefore, we have

$$\sigma(Z) \subset \sigma\left(\{\epsilon_Z\} \bigcup_{(i,j) \in \{1, \dots, m\}: i \neq j} (W_{S_{A_i}^W} \cap W_{S_{A_j}^W}) \cup (U_{S_{A_i}^U} \cap U_{S_{A_j}^U})\right), \quad (56)$$

where ϵ_Z is independent of all the other errors in the structural model, including those of A and Y .

The error ϵ_Z can have an empty σ -algebra: for example, ϵ_Z is a constant. Therefore, the left side of Equation (53) can be made equal to the right side of Equation (56). We have

$$\sigma(Z) = \sigma\left(\{\epsilon_Z\} \bigcup_{(i,j) \in \{1, \dots, m\}: i \neq j} (W_{S_{A_i}^W} \cap W_{S_{A_j}^W}) \cup (U_{S_{A_i}^U} \cap U_{S_{A_j}^U})\right) \quad (57)$$

$$= \sigma\left(\{\epsilon_Z\} \bigcup W^{\text{mlt}} \bigcup U^{\text{mlt}}\right). \quad (58)$$

for some random variable ϵ_Z that is independent of all other random errors ϵ 's. \square

As a direct consequence of Lemma 9, we have

$$P(y | u^{\text{sg}}, u^{\text{mlt}}, w^{\text{mlt}}, a_1, \dots, a_m, s = 1) = P(y | u^{\text{sg}}, z, a_1, \dots, a_m, s = 1), \quad (59)$$

due to the definition of conditional probabilities and $\epsilon_Z \perp Y | S, U^{\text{sg}}, U^{\text{mlt}}, W^{\text{mlt}}, A_1, \dots, A_m$. The latter is because ϵ_Z is independent of all other errors.

G Proof of Lemma 4

Proof. Denote $U_{\mathcal{C}}^{\text{sg}}$ as the set of single-cause confounders that affects $A_{\mathcal{C}}$.

The proof of Lemma 4 relies on two observations.

The first observation starts with the integral equation we solve:

$$P(y | a_{\mathcal{C}}, f(a_{\mathcal{N}}), u_{\mathcal{C}}^{\text{sg}}, s = 1) \quad (60)$$

$$= \int h(y, a_{\mathcal{C}}, a_{\mathcal{X}}, u_{\mathcal{C}}^{\text{sg}}) P(a_{\mathcal{X}} | a_{\mathcal{C}}, f(a_{\mathcal{N}}), u_{\mathcal{C}}^{\text{sg}}, s = 1) da_{\mathcal{X}} \quad (61)$$

$$= \int \int h(y, a_{\mathcal{C}}, a_{\mathcal{X}}, u_{\mathcal{C}}^{\text{sg}}) P(a_{\mathcal{X}} | z) P(z | a_{\mathcal{C}}, f(a_{\mathcal{N}}), u_{\mathcal{C}}^{\text{sg}}, s = 1) da_{\mathcal{X}} dz \quad (62)$$

The first equality is due to Equation (25). The second equality is due to Assumption 3.2.

The second observation relies on the null proxy:

$$P(y | a_{\mathcal{C}}, f(a_{\mathcal{N}}), u_{\mathcal{C}}^{\text{sg}}, s = 1) \quad (63)$$

$$= \int P(y|z, a_C, f(a_{\mathcal{N}}), u_C^{\text{sneg}}, s=1)P(z|a_C, f(a_{\mathcal{N}}), u_C^{\text{sneg}}, s=1) dz \quad (64)$$

$$= \int P(y|z, a_C, u_C^{\text{sneg}}, s=1)P(z|a_C, f(a_{\mathcal{N}}), u_C^{\text{sneg}}, s=1) dz \quad (65)$$

The first equality is due to the definition of conditional probability. The second equality is due to the second part of Assumption 4; it implies $Y \perp f(a_{\mathcal{N}}) | Z, U_C^{\text{sneg}}, A_C, S=1$. The reason is that

$$P(y|z, a_C, f(a_{\mathcal{N}}), u_C^{\text{sneg}}, s=1) \quad (66)$$

$$= \int P(y|z, a_C, a_{\mathcal{X}}, f(a_{\mathcal{N}}), u_C^{\text{sneg}}, s=1)P(a_{\mathcal{X}}|z, a_C, f(a_{\mathcal{N}}), u_C^{\text{sneg}}, s=1) da_{\mathcal{X}} \quad (67)$$

$$= \int P(y|z, a_C, a_{\mathcal{X}}, u_C^{\text{sneg}}, s=1)P(a_{\mathcal{X}}|z, a_C, u_C^{\text{sneg}}, s=1) da_{\mathcal{X}} \quad (68)$$

$$= P(y|z, a_C, u_C^{\text{sneg}}, s=1). \quad (69)$$

The second equality is again due to Assumption 3.2.

Comparing Equation (62) and Equation (65) gives

$$\int \left[P(y|z, a_C, u_C^{\text{sneg}}, s=1) - \int h(y, a_C, a_{\mathcal{X}}, u_C^{\text{sneg}})P(a_{\mathcal{X}}|z) da_{\mathcal{X}} \right] \times P(z|a_C, f(a_{\mathcal{N}}), u_C^{\text{sneg}}, s=1) dz = 0, \quad (70)$$

which implies

$$P(y|z, a_C, u_C^{\text{sneg}}, s=1) = \int h(y, a_C, a_{\mathcal{X}}, u_C^{\text{sneg}})P(a_{\mathcal{X}}|z) da_{\mathcal{X}}. \quad (71)$$

This step is due to the completeness condition in Assumption 4.2.

Equation (71) leads to identification:

$$P(y|\text{do}(a_C)) \quad (72)$$

$$= P(y|z, a_C, u_C^{\text{sneg}})P(z)P(u_C^{\text{sneg}}) dz du_C^{\text{sneg}} \quad (73)$$

$$= P(y|z, a_C, u_C^{\text{sneg}}, s=1)P(z)P(u_C^{\text{sneg}}) dz du_C^{\text{sneg}} \quad (74)$$

$$= \int \int \int h(y, a_C, a_{\mathcal{X}}, u_C^{\text{sneg}})P(a_{\mathcal{X}}|z) da_{\mathcal{X}}P(z)P(u_C^{\text{sneg}}) dz du_C^{\text{sneg}} \quad (75)$$

$$= \int \int h(y, a_C, a_{\mathcal{X}}, u_C^{\text{sneg}})P(a_{\mathcal{X}})P(u_C^{\text{sneg}}) da_{\mathcal{X}} du_C^{\text{sneg}}. \quad (76)$$

In particular, the second equality is due to Assumption 3.2. □

H Proof of Theorem 5

We first state the variant of Assumption 3 and Assumption 4 required by Theorem 5. We essentially replace Z with $(U^{\text{mlt}}, W^{\text{mlt}})$ in these assumptions.

Assumption 6. (Assumption 3') *The causal graph Figure 2b satisfies the following conditions:*

1. All single-cause confounders U_i^{sneg} 's are observed.
2. The selection operator S satisfies

$$S \perp (A, Y) | U^{\text{mlt}}, W^{\text{mlt}}, U^{\text{sneg}}. \quad (77)$$

3. We observe the non-selection-biased distribution

$$P(a_1, \dots, a_m, u^{\text{sneg}})$$

and the selection-biased distribution

$$P(y, u^{\text{sneg}}, a_1, \dots, a_m | s=1).$$

Assumption 7. (Assumption 4') There exists some function f and a set $\emptyset \neq \mathcal{N} \subset \{1, \dots, m\} \setminus \mathcal{C}$ such that

1. The outcome Y does not causally depend on $f(a_{\mathcal{N}})$:

$$f(a_{\mathcal{N}}) \perp Y \mid A_{\mathcal{C}}, A_{\mathcal{X}}, U^{\text{mlt}}, W^{\text{mlt}}, U^{\text{sg}}, S = 1 \quad (78)$$

where $\mathcal{X} = \{1, \dots, m\} \setminus (\mathcal{C} \cup \mathcal{N}) \neq \emptyset$.

2. The conditional $P(u^{\text{mlt}}, w^{\text{mlt}} \mid a_{\mathcal{C}}, f(a_{\mathcal{N}}), u_{\mathcal{C}}^{\text{sg}}, s = 1)$ is complete in $f(a_{\mathcal{N}})$ for almost all $a_{\mathcal{C}}$ and $u_{\mathcal{C}}^{\text{sg}}$, where $U_{\mathcal{C}}^{\text{sg}}$ is the single-cause confounders affecting $A_{\mathcal{C}}$.
3. The conditional $P(f(a_{\mathcal{N}}) \mid a_{\mathcal{C}}, a_{\mathcal{X}}, u_{\mathcal{C}}^{\text{sg}}, s = 1)$ is complete in $a_{\mathcal{X}}$ for almost all $a_{\mathcal{C}}$ and $u_{\mathcal{C}}^{\text{sg}}$.

Under these assumptions, Theorem 5 is a direct consequence of Lemma 3 and Lemma 4. The reason is that $U^{\text{mlt}}, W^{\text{mlt}}, U^{\text{sg}}$ constitutes an admissible set to identify the intervention distributions $P(y \mid \text{do}(a_{\mathcal{C}}))$.

I Proof of Theorem 6

We assume Assumption 6 and Assumption 7 as described in Appendix H.

Proof. Assumption 5.2 guarantees the existence of some function \hat{h} such that

$$\hat{P}(y \mid a_{\mathcal{C}}, \hat{z}, u_{\mathcal{C}}^{\text{sg}}, s = 1) = \int \hat{h}(y, a_{\mathcal{C}}, a_{\mathcal{X}}, u_{\mathcal{C}}^{\text{sg}}) \hat{P}(a_{\mathcal{X}} \mid \hat{z}, u_{\mathcal{C}}^{\text{sg}}, s = 1) da_{\mathcal{X}} \quad (79)$$

under weak regularity conditions. (We discuss the reason in Appendix E.)

We first claim that $\hat{h}(y, a_{\mathcal{C}}, a_{\mathcal{X}}, u_{\mathcal{C}}^{\text{sg}})$ solves

$$P(y \mid a_{\mathcal{C}}, f(a_{\mathcal{N}}), u_{\mathcal{C}}^{\text{sg}}, s = 1) = \int \hat{h}(y, a_{\mathcal{C}}, a_{\mathcal{X}}, u_{\mathcal{C}}^{\text{sg}}) P(a_{\mathcal{X}} \mid a_{\mathcal{C}}, f(a_{\mathcal{N}}), u_{\mathcal{C}}^{\text{sg}}, s = 1) da_{\mathcal{X}}. \quad (80)$$

Given this claim (Equation (80)), we have

$$\begin{aligned} & \hat{P}(y \mid \text{do}(a_{\mathcal{C}})) \\ &= \int \int \hat{P}(y \mid \hat{z}, u_{\mathcal{C}}^{\text{sg}}, a_{\mathcal{C}}, s = 1) \hat{P}(\hat{z}) P(u_{\mathcal{C}}^{\text{sg}}) d\hat{z} du_{\mathcal{C}}^{\text{sg}} \\ &= \int \int \int \hat{h}(y, a_{\mathcal{C}}, a_{\mathcal{X}}, u_{\mathcal{C}}^{\text{sg}}) \hat{P}(a_{\mathcal{X}} \mid \hat{z}, u_{\mathcal{C}}^{\text{sg}}, s = 1) da_{\mathcal{X}} \hat{P}(\hat{z}) P(u_{\mathcal{C}}^{\text{sg}}) d\hat{z} du_{\mathcal{C}}^{\text{sg}} \\ &= \int \int \int \hat{h}(y, a_{\mathcal{C}}, a_{\mathcal{X}}, u_{\mathcal{C}}^{\text{sg}}) \hat{P}(a_{\mathcal{X}} \mid \hat{z}) da_{\mathcal{X}} \hat{P}(\hat{z}) P(u_{\mathcal{C}}^{\text{sg}}) d\hat{z} du_{\mathcal{C}}^{\text{sg}} \\ &= \int \int \hat{h}(y, a_{\mathcal{C}}, a_{\mathcal{X}}, u_{\mathcal{C}}^{\text{sg}}) P(a_{\mathcal{X}}) da_{\mathcal{X}} P(u_{\mathcal{C}}^{\text{sg}}) du_{\mathcal{C}}^{\text{sg}} \\ &= P(y \mid \text{do}(a_{\mathcal{C}})), \end{aligned}$$

which proves the theorem. The first equality is due to Equation (27); the second is due to Equation (79); the third is due to Assumption 5 and $U_{\mathcal{C}}^{\text{sg}}$ being the single-cause confounders for $A_{\mathcal{C}}$; the fourth is due to marginalizing out \hat{Z} ; the fifth is due to the above claim (Equation (80)) and Theorem 5.

We next prove the claim (Equation (80)). Start with the right side of the equality.

$$\begin{aligned} & \int \hat{h}(y, a_{\mathcal{C}}, a_{\mathcal{X}}, u_{\mathcal{C}}^{\text{sg}}) P(a_{\mathcal{X}} \mid a_{\mathcal{C}}, f(a_{\mathcal{N}}), u_{\mathcal{C}}^{\text{sg}}, s = 1) da_{\mathcal{X}} \\ &= \int \int \hat{h}(y, a_{\mathcal{C}}, a_{\mathcal{X}}, u_{\mathcal{C}}^{\text{sg}}) \hat{P}(a_{\mathcal{X}} \mid \hat{z}, u_{\mathcal{C}}^{\text{sg}}, a_{\mathcal{C}}, s = 1) \hat{P}(\hat{z} \mid a_{\mathcal{C}}, f(a_{\mathcal{N}}), u_{\mathcal{C}}^{\text{sg}}, s = 1) da_{\mathcal{X}} d\hat{z} \\ &= \int \hat{P}(y \mid a_{\mathcal{C}}, \hat{z}, u_{\mathcal{C}}^{\text{sg}}, s = 1) \hat{P}(\hat{z} \mid a_{\mathcal{C}}, f(a_{\mathcal{N}}), u_{\mathcal{C}}^{\text{sg}}, s = 1) d\hat{z} \end{aligned}$$

$$\begin{aligned}
&= \int \hat{P}(y | a_C, f(a_{\mathcal{N}}), \hat{z}, u_C^{\text{sneg}}, s = 1) \hat{P}(\hat{z} | a_C, f(a_{\mathcal{N}}), u_C^{\text{sneg}}, s = 1) d\hat{z} \\
&= P(y | a_C, f(a_{\mathcal{N}}), u_C^{\text{sneg}}, s = 1),
\end{aligned}$$

which establishes the claim. The first equality is due to Equation (26); the second is due to Equation (79); the third equality is due to Assumption 5.2, which implies

$$\hat{P}(y | a_C, f(a_{\mathcal{N}}), \hat{z}, u_C^{\text{sneg}}, s = 1) = \hat{P}(y | a_C, \hat{z}, u_C^{\text{sneg}}, s = 1). \quad (81)$$

The fourth equality is due to marginalizing out \hat{z} . \square

J Constructing candidate $f(a_{\mathcal{N}})$'s from the deconfounder outcome model

We illustrate how to construct candidate $f(a_{\mathcal{N}})$'s in the deconfounder outcome model.

Consider a fitted linear outcome model

$$Y = \sum_{i=1}^{10} \alpha_{Y A_i} A_i + \alpha_{Y Z} \hat{Z} + \alpha_{Y U'} U^{\text{sneg}} + \epsilon_Y. \quad (82)$$

where all the random variables are Gaussian.

It implies that there exists $f_1(A_9, A_{10}) = A_9 + \alpha_{9,10} A_{10}$ that satisfies

$$f_1(A_9, A_{10}) \perp Y | \hat{Z}, U^{\text{sneg}}, A_1, \dots, A_8,$$

where

$$\alpha_{9,10} = -\frac{\alpha_9 \text{Var}(A_9) + \alpha_{10} \text{Cov}(A_9, A_{10})}{\alpha_9 \text{Cov}(A_9, A_{10}) + \alpha_{10} \text{Var}(A_{10})}.$$

The reason is that $f(A_9, A_{10}) \perp (\alpha_9 A_9 + \alpha_{10} A_{10})$. Hence $f(a_{\mathcal{N}}) = A_9 + \alpha_{9,10} A_{10}$ satisfies Assumption 5.2.

References

- Bareinboim, E., Tian, J., & Pearl, J. (2014). Recovering from selection bias in causal and statistical inference.
- Miao, W., Geng, Z., & Tchetgen Tchetgen, E. J. (2018). Identifying causal effects with proxy variables of an unmeasured confounder. *Biometrika*, 105(4), 987–993.
- Wang, Y. & Blei, D. M. (2018). The blessings of multiple causes. *arXiv preprint arXiv:1805.06826*.