
A Generalized Framework of Sequence Generation with Application to Undirected Sequence Models

Elman Mansimov¹ Alex Wang¹ Sean Welleck¹ Kyunghyun Cho^{1 2 3}

Abstract

Undirected neural sequence models such as BERT (Devlin et al., 2019) have received renewed interest due to their success on discriminative natural language understanding tasks such as question-answering and natural language inference. The problem of generating sequences directly from these models has received relatively little attention, in part because generating from undirected models departs significantly from conventional monotonic generation in directed sequence models. We investigate this problem by proposing a generalized model of sequence generation that unifies decoding in directed and undirected models. The proposed framework models the process of generation rather than the resulting sequence, and under this framework, we derive various neural sequence models as special cases, such as autoregressive, semi-autoregressive, and refinement-based non-autoregressive models. This unification enables us to adapt decoding algorithms originally developed for directed sequence models to undirected sequence models. We demonstrate this by evaluating various handcrafted and learned decoding strategies on a BERT-like machine translation model (Lample & Conneau, 2019). The proposed approach achieves constant-time translation results on par with linear-time translation results from the same undirected sequence model, while both are competitive with the state-of-the-art on WMT’14 English-German translation.

to a variety of discriminative language modeling tasks such as question-answering and natural language inference. Generating sequences from these models has received relatively little attention. Unlike directed sequence models, each word typically depends on the full left and right context around it in undirected sequence models. Thus, a decoding algorithm for an undirected sequence model must specify both how to select positions and what symbols to place in the selected positions. We formalize this process of selecting positions and replacing symbols as a general framework of sequence generation, and unify decoding from both directed and undirected sequence models under this framework. This framing enables us to study generation on its own, independent from the specific parameterization of the sequence models.

Our proposed framework casts sequence generation as a process of determining the length of the sequence, and then repeatedly alternating between selecting sequence positions followed by generation of symbols for those positions. A variety of sequence models can be derived under this framework by appropriately designing the length distribution, position selection distribution, and symbol replacement distribution. Specifically, we derive popular decoding algorithms such as monotonic autoregressive, non-autoregressive by iterative refinement, and monotonic semi-autoregressive decoding as special cases of the proposed model.

This separation of coordinate selection and symbol replacement allows us to build a diverse set of decoding algorithms agnostic to the parameterization or training procedure of the underlying model. We thus fix the symbol replacement distribution as a variant of BERT and focus on deriving novel generation procedures for undirected neural sequence models under the proposed framework. We design a coordinate selection distribution using a log-linear model and a learned model with a reinforcement learning objective to demonstrate that our model generalizes various fixed-order generation strategies, while also being capable of adapting generation order based on the content of intermediate sequences.

We empirically validate our proposal on machine translation using a translation-variant of BERT called a masked translation model (Lample & Conneau, 2019). We design several generation strategies based on features of intermediate se-

1. Introduction

Undirected neural sequence models such as BERT (Devlin et al., 2019) have recently brought significant improvements

¹New York University ²Facebook AI Research ³CIFAR Azrieli Global Scholar. Correspondence to: Elman Mansimov <mansimov@cs.nyu.edu>.

quence distributions and compare them against the state-of-the-art monotonic autoregressive sequence model (Vaswani et al., 2017) on WMT’14 English-German. Our experiments show that generation from undirected sequence models, under our framework, is competitive with the state of the art, and that adaptive-order generation strategies generate sequences in different ways, including left-to-right, right-to-left and mixtures of these.

Due to the flexibility in specifying a coordinate selection mechanism, we design constant-time variants of the proposed generation strategies, closely following the experimental setup of Ghazvininejad et al. (2019). Our experiments reveal that we can do constant-time translation with the budget as low as 20 iterations (equivalently, generating a sentence of length 20 in the conventional approach) while achieving similar performance to the state-of-the-art monotonic autoregressive sequence model and linear-time translation from the same masked translation model. This again confirms the potential of the proposed framework and generation strategies. We release the implementation, preprocessed datasets as well as trained models online at <https://github.com/nyu-dl/dl4mt-seggen>.

2. A Generalized Framework of Sequence Generation

We propose a generalized framework of probabilistic sequence generation to unify generation from directed and undirected neural sequence models. In this generalized framework, we have a *generation sequence* G of pairs of an *intermediate sequence* $Y^t = (y_1^t, \dots, y_L^t)$ and the corresponding *coordinate sequence* $Z^t = (z_1^t, \dots, z_L^t)$, where V is a vocabulary, L is a length of a sequence, T is a number of generation steps, $y_i^t \in V$, and $z_i^t \in \{0, 1\}$. The coordinate sequence indicates which of the current intermediate sequence are to be replaced. That is, consecutive pairs are related to each other by $y_i^{t+1} = (1 - z_i^{t+1})y_i^t + z_i^{t+1}\tilde{y}_i^{t+1}$, where $\tilde{y}_i^{t+1} \in V$ is a new symbol for the position i . This sequence of pairs G describes a procedure that starts from an empty sequence $Y^1 = (\langle \text{mask} \rangle, \dots, \langle \text{mask} \rangle)$ and empty coordinate sequence $Z^1 = (0, \dots, 0)$, iteratively fills in tokens, and terminates after T steps with final sequence Y^T . We model this procedure probabilistically as $p(G|X)$:

$$p(L|X) \underbrace{\prod_{t=1}^T \prod_{i=1}^L p(z_i^{t+1}|Y^{\leq t}, Z^t, X)}_{\text{(a) coordinate selection}} \underbrace{p(y_i^{t+1}|Y^{\leq t}, X)}_{\text{(b) symbol replacement}}^{z_i^{t+1}} \quad (1)$$

We condition the whole process on an input variable X to indicate that the proposed model is applicable to both conditional and unconditional sequence generation. In the latter case, $X = \emptyset$.

We first predict the length L of a target sequence Y accord-

ing to $p(L|X)$ distribution to which we refer as (c) length prediction. At each generation step t , we first select the next coordinates Z^{t+1} for which the corresponding symbols will be replaced according to $p(z_i^{t+1}|Y^{\leq t}, Z^t, X)$, to which we refer as (a) coordinate selection. Once the coordinate sequence is determined, we replace the corresponding symbols according to the distribution $p(y_i^{t+1}|Y^{\leq t}, Z^{t+1}, X)$, leading to the next intermediate sequence Y^{t+1} . From this sequence generation framework, we recover the sequence distribution $p(Y|X)$ by marginalizing out all the intermediate and coordinate sequences except for the final sequence Y^T . In the remainder of this section, we describe several special cases of the proposed framework, which are monotonic autoregressive, non-autoregressive, semi-autoregressive neural sequence models.

2.1. Special Cases

Monotonic autoregressive neural sequence models We first consider one extreme case of the generalized sequence generation model, where we replace one symbol at a time, monotonically moving from the left-most position to the right-most. In this case, we define the coordinate selection distribution of the generalized sequence generation model in Eq. (1) (a) as $p(z_i^{t+1} = 1|Y^{\leq t}, Z^t, X) = \mathbb{1}(z_i^t = 1)$, where $\mathbb{1}(\cdot)$ is an indicator function and $z_1^1 = 1$. This coordinate selection distribution is equivalent to saying that we replace one symbol at a time, shifting from the left-most symbol to the right-most symbol, regardless of the content of intermediate sequences. We then choose the symbol replacement distribution in Eq. (1) (b) to be $p(y_{i+1}^{t+1}|Y^{\leq t}, X) = p(y_{i+1}^{t+1}|y_1^t, y_2^t, \dots, y_i^t, X)$, for $z_{i+1}^{t+1} = 1$. Intuitively, we limit the dependency of y_{i+1}^{t+1} only to the symbols to its left in the previous intermediate sequence $y_{<(i+1)}^t$ and the input variable X . The length distribution (1) (c) is implicitly defined by considering how often the special token (eos), which indicates the end of a sequence, appears after L generation steps: $p(L|X) \propto \sum_{y_{1:L-1}} \prod_{l=1}^{L-1} p(y_{l+1}^{l+1} = \langle \text{eos} \rangle | y_{\leq l}^l, X)$. With these choices, the proposed generalized model reduces to $p(G|X) = \prod_{i=1}^L p(y_i|y_{<i}, X)$ which is a widely-used monotonic autoregressive neural sequence model.

Non-autoregressive neural sequence modeling by iterative refinement We next consider the other extreme in which we replace the symbols in all positions at every single generation step (Lee et al., 2018). We design the coordinate selection distribution to be implying that we replace the symbols in all the positions. We then choose the symbol replacement distribution to be as it was in Eq. (1) (b). That is, the distribution over the symbols in the position i in a new intermediate sequence y_i^{t+1} is conditioned on the entire current sequence Y^t and the input variable X . We do not need to assume any relationship between the number of gen-

eration steps T and the length of a sequence L in this case. The length prediction distribution $p(L|X)$ is estimated from training data.

Semi-autoregressive neural sequence models (Wang et al., 2018) recently proposed a compromise between autoregressive and non-autoregressive sequence models by predicting a chunk of symbols in parallel at a time. This approach can also be put under the proposed generalized model. We first extend the coordinate selection distribution of the autoregressive sequence model into

$$\begin{aligned} p(z_{k(i+1)+j}^{t+1} = 1 | Y^{\leq t}, Z^t, X) &= \\ &= \begin{cases} 1, & \text{if } z_{ki+j}^t = 1, \forall j \in \{0, 1, \dots, k\} \\ 0, & \text{otherwise,} \end{cases} \end{aligned}$$

where k is a *group size*. Similarly we modify the symbol replacement distribution:

$$\begin{aligned} p(y_{k(i+1)+j}^{t+1} | Y^{\leq t}, X) &= p(y_{k(i+1)+j}^{t+1} | y_{<k(i+1)}^t, X), \\ &\quad \forall j \in \{0, 1, \dots, k\}, \end{aligned}$$

for $z_i^t = 1$. This naturally implies that $T = \lceil L/k \rceil$.

3. Decoding from Masked Language Models

In this section, we give an overview of masked language models like BERT, cast Gibbs sampling under the proposed framework, and then use this connection to design a set of approximate, deterministic decoding algorithms for undirected sequence models.

3.1. BERT as an undirected sequence model

BERT (Devlin et al., 2019) is a masked language model: It is trained to predict a word given the word’s left and right context. Because the model gets the full context, there are no directed dependencies among words, so the model is undirected. The word to be predicted is masked with a special $\langle \text{mask} \rangle$ symbol and the model is trained to predict $p(y_i | y_{<i}, \langle \text{mask} \rangle, y_{>i}, X)$. We refer to this as the *conditional BERT distribution*. This objective was interpreted as a stochastic approximation to the pseudo log-likelihood objective (Besag, 1977) by Wang & Cho (2019). This approach of full-context generation with pseudo log-likelihood maximization for recurrent networks was introduced earlier by Berglund et al. (2015). More recently, Sun et al. (2017) use it for image caption generation.

Recent work (Wang & Cho, 2019; Ghazvininejad et al., 2019) has demonstrated that undirected neural sequence models like BERT can learn complex sequence distributions and generate well-formed sequences. In such models, it is relatively straightforward to collect unbiased samples using, for instance, Gibbs sampling. But due to high variance of

Gibbs sampling, the generated sequence is not guaranteed to be high-quality relative to a ground-truth sequence. Finding a good sequence in a deterministic manner is also nontrivial.

A number of papers have explored using pretrained language models like BERT to initialize sequence generation models. Ramachandran et al. (2017), Song et al. (2019), and Lample & Conneau (2019) use a pretrained undirected language model to initialize a conventional monotonic autoregressive sequence model, while Edunov et al. (2019) use a BERT-like model to initialize the lower layers of a generator, without finetuning. Our work differs from these in that we attempt to directly generate from the pretrained model, rather than using it as a starting point to learn another model.

3.2. Gibbs sampling in the generalized sequence generation model

Gibbs sampling: uniform coordinate selection To cast Gibbs sampling into our framework, we first assume that the length prediction distribution $P(L|X)$ is estimated from training data, as is the case in the non-autoregressive neural sequence model. In Gibbs sampling, we often uniformly select a new coordinate at random, which corresponds to $p(z_i^{t+1} = 1 | Y^{\leq t}, Z^t, X) = 1/L$ with the constraint that $\sum_{i=1}^L z_i^t = 1$. By using the conditional BERT distribution as a symbol replacement distribution, we end up with Gibbs sampling.

Adaptive Gibbs sampling: non-uniform coordinate selection Instead of selecting coordinates uniformly at random, we can base selections on the intermediate sequences. We propose a log-linear model with features ϕ_i based on the intermediate and coordinate sequences:

$$p(z_i^{t+1} = 1 | Y^{\leq t}, Z^t, X) \propto \exp \left\{ \frac{1}{\tau} \sum_{i=1}^L \alpha_i \phi_i(Y^t, Z^t, X, i) \right\} \quad (2)$$

again with the constraint that $\sum_{i=1}^L z_i^t = 1$. $\tau > 0$ is a temperature parameter controlling the sharpness of the coordinate selection distribution. A moderately high τ smooths the coordinate selection distribution and ensures that all the coordinates are replaced in the infinite limit of T , making it a valid Gibbs sampler (Levine & Casella, 2006).

We investigate three features ϕ_i : (1) We compute how peaked the conditional distribution of each position is given the symbols in all the other positions by measuring its *negative entropy*: $\phi_{\text{negent}}(Y^t, Z^t, X, i) = -\mathcal{H}(y_i^{t+1} | y_{<i}^t, \langle \text{mask} \rangle, y_{>i}^t, X)$. In other words, we prefer a position i if we know the change in i has a high potential to alter the joint probability $p(Y|X) = p(y_1, y_2, \dots, y_L|X)$. (2) For each position i we measure how unlikely the *current* symbol (y_i^t , not y_i^{t+1}) is under the *new* conditional distribution: $\phi_{\text{logp}}(Y^t, Z^t, X, i) = -\log p(y_i =$

$y_i^t | y_{<i}^t, \langle \text{mask} \rangle, y_{>i}^t, X$). Intuitively, we prefer to replace a symbol if it is highly incompatible with the input variable and all the other symbols in the current sequence. (3) We encode a *positional preference* that does not consider the content of intermediate sequences: $\phi_{\text{pos}}(i) = -\log(|t-i| + \epsilon)$, where $\epsilon > 0$ is a small constant scalar to prevent $\log 0$. This feature encodes our preference to generate from left to right if there is no information about the input variable nor of any intermediate sequences.

Unlike the special cases of the proposed generalized model in §2, the coordinate at each generation step is selected based on the intermediate sequences, previous coordinate sequences, and the input variable. We mix the features using scalar coefficients α_{negent} , α_{logp} and α_{pos} , which are selected or estimated to maximize a target quality measure on the validation set.

Adaptive Gibbs sampling: learned coordinate selection

We learn a coordinate selection distribution that selects coordinates in order to maximize a reward function that we specify. In this case, we refer to the coordinate selection distribution as a *policy*, $\pi_\theta(a_t | s_t)$, where a state s_t is $(Y^{\leq t}, Z^t, X)$, an action $a_t \in \{1, \dots, L\}$ is a coordinate, so that Z^{t+1} is 1 at position a_t and 0 elsewhere, and π_θ is parameterized using a neural network. Beginning at a state $s_1 \sim p(s_1)$ corresponding to an input X along with an empty coordinate and output sequence, we obtain a generation by repeatedly sampling a coordinate $a_t \sim \pi_\theta(\cdot | s_t)$ and transitioning to a new state for T steps. Each transition, $s_{t+1} \sim p(\cdot | s_t, a_t)$, consists of generating a symbol at position a_t . Given a scalar reward function $r(s_t, a_t, s_{t+1})$, the objective is to find a policy that maximizes expected reward, with the expectation taken over the distribution of generations obtained using the policy for coordinate selection,

$$J(\theta) = \mathbb{E}_{\tau \sim \pi_\theta(\tau)} \left[\sum_{t=1}^T \gamma^{t-1} r(s_t, a_t, s_{t+1}) \right], \quad (3)$$

$$\pi_\theta(\tau) = p(s_1) \prod_{t=1}^T \pi_\theta(a_t | s_t) p(s_{t+1} | a_t, s_t), \quad (4)$$

where $\tau = (s_1, a_1, s_2, \dots, a_T, s_{T+1})$, and $\gamma \in [0, 1]$ is a discount factor (with $0^0 = 1$). We maximize this objective by estimating its gradient using policy gradient methods (Williams, 1992). We discuss our choice of reward function, policy parameterization, and hyperparameters later in Section 4.

3.3. Optimistic decoding and beam search from a masked language model

Based on the adaptive Gibbs sampler with the non-uniform and learned coordinate selection distributions we can now design an inference procedure to approxi-

mately find the most likely sequence $\arg\max_Y p(Y|X)$ from the sequence distribution by exploiting the corresponding model of sequence generation. In doing so, a naive approach is to marginalize out the generation procedure G using a Monte Carlo method: $\arg\max_{Y^T} \frac{1}{M} \sum_{G^m} p(Y^T | Y^{m, <T}, Z^{m, \leq T}, X)$ where G^m is the m -th sample from the sequence generation model. This approach suffers from a high variance and non-deterministic behavior, and is less appropriate for practical use. We instead propose an optimistic decoding approach following equation (1):

$$\begin{aligned} \arg\max_{\substack{L, Y^1, \dots, Y^T \\ Z^1, \dots, Z^T}} \log p(L|X) + \sum_{t=1}^T \sum_{i=1}^L \left(\log p(z_i^{t+1} | Y^{\leq t}, Z^t, X) \right. \\ \left. + z_i^{t+1} \log p(y_i^{t+1} | Y^{\leq t}, X) \right) \end{aligned} \quad (5)$$

The proposed procedure is *optimistic* in that we consider a sequence generated by following the most likely generation path to be highly likely under the sequence distribution obtained by marginalizing out the generation path. This optimism in the criterion more readily admits a deterministic approximation scheme such as greedy and beam search, although it is as intractable to solve this problem as the original problem which required marginalization of the generation path.

Length-conditioned beam search To solve this intractable optimization problem, we design a heuristic algorithm, called length-conditioned beam search. Intuitively, given a length L , this algorithm performs beam search over the coordinate and intermediate token sequences. At each step t of this iterative algorithm, we start from the hypothesis set \mathcal{H}^{t-1} that contains K generation hypotheses: $\mathcal{H}^{t-1} = \left\{ h_k^{t-1} = ((\hat{Y}_k^1, \dots, \hat{Y}_k^{t-1}), (\hat{Z}_k^1, \dots, \hat{Z}_k^{t-1})) \right\}_{k=1}^K$. Each generation hypothesis has a score:

$$\begin{aligned} s(h_k^{t-1}) = \log p(L|X) + \sum_{t'=1}^{t-1} \sum_{i=1}^L \left(\log p(\hat{z}_i^{t'} | \hat{Y}_k^{<t'}, \hat{Z}_k^{t'-1}, X) \right. \\ \left. + \hat{z}_i^{t'} \log p(\hat{y}_i^{t'} | \hat{Y}_k^{\leq t'}, X) \right). \end{aligned}$$

For notational simplicity, we drop the time superscript t . Each of the K generation hypotheses is first expanded with K' candidate positions according to the coordinate selection distribution:

$$\arg \text{top-}K'_{u \in \{1, \dots, L\}} \underbrace{s(h_k) + \log p(z_{k,u} = 1 | \hat{Y}_k^{<}, \hat{Z}_k^{t-1}, X)}_{=s(h_k || \text{one-hot}(u))}$$

so that we have $K \times K'$ candidates $\left\{ \hat{h}_{k,k'} \right\}$, where each candidate consists of a hypothesis h_k with the position

sequence extended by the selected position $u_{k,k'}$ and has a score $s(h_k \parallel \text{one-hot}(u_{k,k'}))$.¹ We then expand each candidate with the symbol replacement distribution:

$$\arg \text{top-}K''_{v \in V} \underbrace{s(h_k \parallel \text{one-hot}(u_{k,k'})) + \log p(y_{z_{k,k'}} = v | \hat{Y}^{\leq t}, X)}_{=s(h_{k,k'} \parallel (\hat{Y}_{<z_{k,k'}}^{t-1}, v, \hat{Y}_{>z_{k,k'}}^{t-1}))}$$

This results in $K \times K' \times K''$ candidates $\{\hat{h}_{k,k',k''}\}$, each consisting of hypothesis h_k with intermediate and coordinate sequence respectively extended by $v_{k,k',k''}$ and $u_{k,k'}$. Each hypothesis has a score $s(h_{k,k'} \parallel (\hat{Y}_{<z_{k,k'}}^{t-1}, v_{k,k',k''}, \hat{Y}_{>z_{k,k'}}^{t-1}))$,² which we use to select K candidates to form a new hypothesis set $\mathcal{H}^t = \arg \text{top-}K_{h \in \{\hat{h}_{k,k',k''}\}_{k,k',k''}} s(h)$.

After iterating for a predefined number T of steps, the algorithm terminates with the final set of K generation hypotheses. We then choose one of them according to a prespecified criterion, such as Eq. (5), and return the final symbol sequence \hat{Y}^T .

4. Experimental Settings

Data and preprocessing We evaluate our framework on WMT’14 English-German translation. The dataset consists of 4.5M parallel sentence pairs. We preprocess this dataset by tokenizing each sentence using a script from Moses (Koehn et al., 2007) and then segmenting each word into subword units using byte pair encoding (Sennrich et al., 2016) with a joint vocabulary of 60k tokens. We use newstest-2013 and newstest-2014 as validation and test sets respectively.

Sequence models We base our models off those of Lample & Conneau (2019). Specifically, we use a Transformer (Vaswani et al., 2017) with 1024 hidden units, 6 layers, 8 heads, and Gaussian error linear units (Hendrycks & Gimpel, 2016). We use a pretrained model³ trained using a masked language modeling objective (Lample & Conneau, 2019) on 5M monolingual sentences from WMT NewsCrawl 2007-2008. To distinguish between English and German sentences, a special language embedding is added as an additional input to the model.

We adapt the pretrained model to translation by finetuning it with a masked translation objective (Lample & Conneau,

¹ $h_k \parallel \text{one-hot}(u_{k,k'})$ appends $\text{one-hot}(u_{k,k'})$ at the end of the sequence of the coordinate sequences in h_k

² $h_{k,k'} \parallel (\hat{Y}_{<z_{k,k'}}^{t-1}, v_{k,k',k''}, \hat{Y}_{>z_{k,k'}}^{t-1})$ denotes creating a new sequence from \hat{Y}^{t-1} by replacing the $z_{k,k'}$ -th symbol with $v_{k,k',k''}$, and appending this sequence to the intermediate sequences in $h_{k,k'}$.

³ https://dl.fbaipublicfiles.com/XLM/mlm_ende_1024.pth

2019). We concatenate parallel English and German sentences, mask out a subset of the tokens in either the English or German sentence, and predict the masked out tokens. We uniformly mask out 0 – 100% tokens as in Ghazvininejad et al. (2019). Training this way more closely matches the generation setting, where the model starts with an input sequence of all masks.

Baseline model We compare against a standard Transformer encoder-decoder autoregressive neural sequence model (Vaswani et al., 2017) trained for left-to-right generation and initialized with the same pretrained model. We train a separate autoregressive model to translate an English sentence to a German sentence and vice versa, with the same hyperparameters as our model.

Training details We train the models using Adam (Kingma & Ba, 2014) with an inverse square root learning rate schedule, learning rate of 10^{-4} , $\beta_1 = 0.9$, $\beta_2 = 0.98$, and dropout rate of 0.1 (Srivastava et al., 2014). Our models are trained on 8 GPUs with a batch size of 256 sentences.

Handcrafted decoding strategies We design four generation strategies for the masked translation model based on the log-linear coordinate selection distribution in §2:

1. **Uniform:** $\tau \rightarrow \infty$, i.e., sample a position uniformly at random without replacement
2. **Left2Right:** $\alpha_{\text{negent}} = 0$, $\alpha_{\text{logp}} = 0$, $\alpha_{\text{pos}} = 1$
3. **Least2Most** (Ghazvininejad et al., 2019): $\alpha_{\text{negent}} = 0$, $\alpha_{\text{logp}} = 1$, $\alpha_{\text{pos}} = 0$
4. **Easy-First:** $\alpha_{\text{negent}} = 1$, $\alpha_{\text{logp}} = 1$,⁴ $\alpha_{\text{pos}} = 0$

We use beam search described in §3.3 with K' fixed to 1, i.e., we consider only one possible position for replacing a symbol per hypothesis each time of generation. We vary $K = K''$ between 1 (greedy) and 4. For each source sentence, we consider four length candidates according to the length distribution estimated from the training pairs, based on early experiments showing that using only four length candidates performs as well as using the ground-truth length (see Table 2). Given the four candidate translations, we choose the best one according to the pseudo log-probability of the final sequence (Wang & Cho, 2019). Additionally, we experimented with choosing best translation according to log-probability of the final sequence calculated by an autoregressive neural sequence model.

Learned decoding strategies We train a parameterized coordinate selection policy to maximize expected reward

⁴ We set $\alpha_{\text{logp}} = 0.9$ for De→En based on the validation set performance.

A Generalized Framework of Sequence Generation

				Decoding from an undirected sequence model				
		Baseline						
		Autoregressive	Uniform	Left2Right	Least2Most	Easy-First	Learned	
	b	T						
En→De	1	L	25.33	21.01	24.27	23.08	23.73	24.10
	4	L	26.84	22.16	25.15	23.81	24.13	24.87
	4	L^*	–	22.74	25.66	24.42	24.69	25.28
	1	$2L$	–	21.16	24.45	23.32	23.87	24.15
	4	$2L$	–	21.99	25.14	23.81	24.14	24.86
De→En	1	L	29.83	26.01	28.34	28.85	29.00	28.47
	4	L	30.92	27.07	29.52	29.03	29.41	29.73
	4	L^*	–	28.07	30.46	29.84	30.32	30.58
	1	$2L$	–	26.24	28.64	28.60	29.12	28.45
	4	$2L$	–	26.98	29.50	29.02	29.41	29.71

Table 1. Results (BLEU \uparrow) on WMT’14 En \leftrightarrow De translation using various decoding algorithms and different settings of beam search width (b) and number of iterations (T) as a function of sentence length (L). For each sentence we use 4 most likely sentence lengths. * denotes rescoring generated hypotheses using autoregressive model instead of proposed model.

		# of length candidates				
		Gold	1	2	3	4
En→De		22.50	22.22	22.76	23.01	23.22
De→En		28.05	26.77	27.32	27.79	28.15

Table 2. Effect of the number of length candidates considered during decoding on BLEU, measured on the validation set (newstest-2013) using the **easy-first** strategy.

(Eq. 3). As the reward function, we use the change in edit distance from the reference,

$$r(s_t, a_t, s_{t+1}) = (d_{\text{edit}}(Y^{\leq t}, Y) - d_{\text{edit}}(Y^{\leq t+1}, Y)),$$

where s_t is $(Y^{\leq t}, Z^t, X)$. The policy is parameterized as,

$$\pi_{\theta}(a_t | s_t) = \text{softmax}(f_{\theta}(h_1, \bar{h}), \dots, f_{\theta}(h_L, \bar{h})),$$

where $h_i \in \mathbb{R}^{1024}$ is the masked language model’s output vector for position i , and $\bar{h} \in \mathbb{R}^{1024}$ is a history of the previous k selected positions, $\bar{h} = \frac{1}{k} \sum_{j=1}^k (\text{emb}_{\theta}(j) + h_{a_j}^j)$. We use a 2-layer MLP for f_{θ} which concatenates its inputs and has hidden dimension of size 1024.

Policies are trained with linear time decoding ($T = L$), with positions sampled from the current policy, and symbols selected greedily. At each training iteration we sample a batch of generations, add the samples to a FIFO buffer, then perform gradient updates on batches sampled from the buffer. We use proximal policy optimization (PPO), specifically the clipped surrogate objective from Schulman et al. (2017) with a learned value function $V_{\theta}(s_t)$ to compute advantages. This objective resulted in stable training compared to initial experiments with REINFORCE (Williams, 1992). The value function is a 1-layer MLP, $V_{\theta}(\frac{1}{L} \sum_{i=1}^L (h_i, \bar{h}))$.

Training hyperparameters were selected based on validation BLEU in an initial grid search of generation batch size $\in \{4, 16\}$ (sequences), FIFO buffer size $\in \{1k, 10k\}$ (timesteps), and update batch size $\in \{32, 128\}$ (timesteps). Our final model was then selected based on validation BLEU

with a grid search on discount $\gamma \in \{0.1, 0.9, 0.99\}$ and history $k \in \{0, 20, 50\}$ for each language pair, resulting in a discount γ of 0.9 for both pairs, and history sizes of 0 for De→En and 50 for En→De.

Decoding scenarios We consider two decoding scenarios: linear-time and constant-time decoding. In the linear-time scenario, the number of decoding iterations T grows linearly w.r.t. the length of a target sequence L . We test setting T to L and $2L$. In the constant-time scenario, the number of iterations is constant w.r.t. the length of a translation, i.e., $T = O(1)$. At the t -th iteration of generation, we replace o_t -many symbols, where o_t is either a constant $\lceil L/T \rceil$ or linearly anneals from L to 1 ($L \rightarrow 1$) as done by Ghazvininejad et al. (2019).

5. Linear-Time Decoding: Result and Analysis

Main findings We present translation quality measured by BLEU (Papineni et al., 2002) in Table 1. We identify a number of important trends. (1) The deterministic coordinate selection strategies (**left2right**, **least2most**, **easy-first** and **learned**) significantly outperform selecting coordinates uniformly at random, by up to 3 BLEU in both directions. Deterministic coordinate selection strategies produce generations that not only have higher BLEU compared to uniform coordinate selection, but are also more likely according to the model as shown in Figures 1-2 in Appendix. The success of these relatively simple handcrafted and learned coordinate selection strategies suggest avenues for further improvement for generation from undirected sequence models. (2) The proposed beam search algorithm for undirected sequence models provides an improvement of about 1 BLEU over greedy search, confirming the utility of the proposed framework as a way to move decoding techniques across different paradigms of sequence modeling. (3) Rescoring generated translations with an autoregressive model adds about 1 BLEU across all coordinate selection strategies. Rescor-

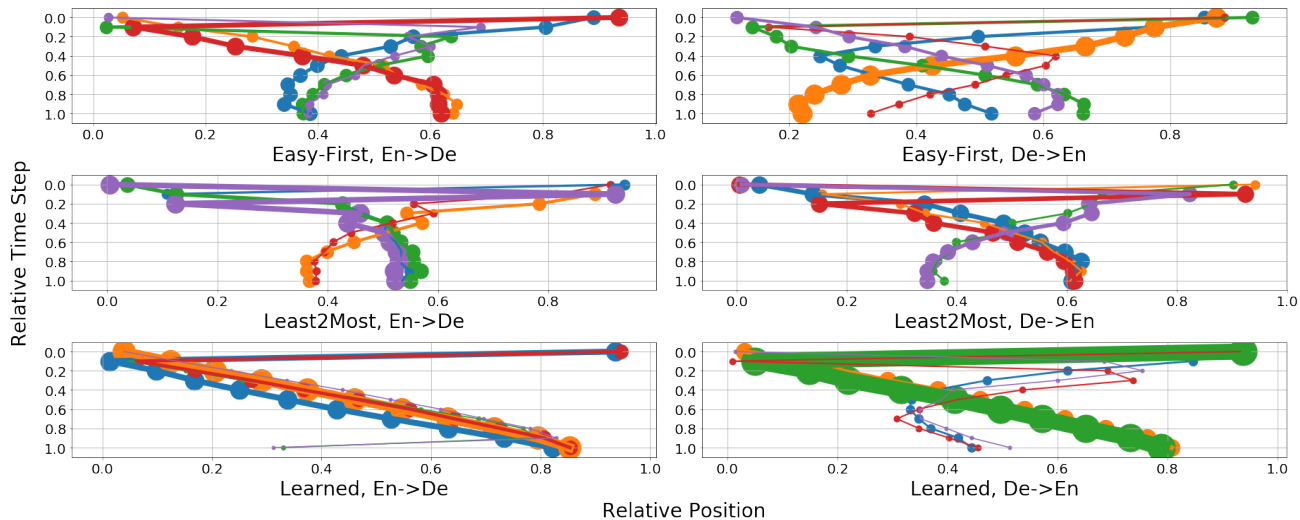


Figure 1. Generation orders given by **easy-first**, **least2most**, and **learned** coordinate selection. We use greedy search with L iterations on the development set. We group the orders into five clusters using and visualize cluster centers with normalized positions (x-axis) over normalized generation steps (y-axis). The thickness of a line is proportional to the number of examples in the corresponding cluster.

ing adds minimal overhead as it is run in parallel since the left-to-right constraint is enforced by masking out future tokens. (4) Different generation strategies result in translations of varying qualities depending on the setting. **Learned** and **left2right** were consistently the best performing among all generation strategies. On English-German translation, **left2right** is the best performing strategy slightly outperforming the **learned** strategy, achieving 25.66 BLEU. On German-English translation, **learned** is the best performing strategy, slightly outperforming the **left2right** strategy while achieving 30.58 BLEU. (5) We see little improvement in refining a sequence beyond the first pass. (6) Lastly, the masked translation model is competitive with the state of the art neural autoregressive model, with a difference of less than 1 BLEU score in performance. We hypothesize that a difference between train and test settings causes a slight performance difference of the masked translation model compared to the conventional autoregressive model. In the standard autoregressive case, the model is explicitly trained to generate in left-to-right order, which matches the test time usage. By randomly selecting tokens to mask during training, our undirected sequence model is trained to follow all possible generation orders and to use context from both directions, which is not available when generating left-to-right at test time.

Adaptive generation order The **least2most**, **easy-first**, and **learned** generation strategies automatically adapt the generation order based on the intermediate sequences generated. We investigate the resulting generation orders on the development set by presenting each as a 10-dim vector (downsampling as necessary), where each element corre-

sponds to the selected position in the target sequence normalized by sequence length. We cluster these sequences with k -means clustering and visualize the clusters centers as curves with thickness proportional to the number of sequences in the cluster in Fig. 1.

The visualization reveals that many sequences are generated monotonically, either left-to-right or right-to-left (see, e.g., **green**, **purple** and **orange** clusters in **easy-first**, $\text{De} \rightarrow \text{En}$, and **orange**, **blue**, and **red** clusters in **learned**, $\text{En} \rightarrow \text{De}$). For the **easy-first** and **least2most** strategies, we additionally identify clusters of sequences that are generated from outside in (e.g., **blue** and **red** clusters in **easy-first**, $\text{De} \rightarrow \text{En}$, and **red** and **purple** clusters in **least2most**, $\text{En} \rightarrow \text{De}$).

On $\text{De} \rightarrow \text{En}$, in roughly 75% of the generations, the **learned** policy either generated from left-to-right (**orange**) or generated the final token, typically punctuation, followed by left-to-right generation (**green**). In the remaining 25% of generations, the **learned** policy generates with variations of an outside-in strategy (**red**, **blue**, **purple**). See Appendix Figures 7-9 for examples. On $\text{En} \rightarrow \text{De}$, the **learned** policy has a higher rate of left-to-right generation, with roughly 85% of generations using a left-to-right variation (**blue**, **orange**). These variations are however typically not strictly monotonic; the learned policy usually starts with the final token, and often skips tokens in the left-to-right order before generating them at a later time. We hypothesize that the learned policy tends towards variations of left-to-right since (a) left-to-right may be an easy strategy to learn, yet (b) left-to-right achieves reasonable performance.

In general, we explain the tendency towards either monotonic or outside-in generation by the availability of contex-

A Generalized Framework of Sequence Generation

T	o_t	Uniform	Left2Right	Least2Most	Easy-First	Hard-First	Learned
10	$L \rightarrow 1$	22.38	22.38	27.14	22.21	26.66	12.70
10	$L \rightarrow 1^*$	23.64	23.64	28.63	23.79	28.46	13.18
10	$\lceil L/T \rceil$	22.43	21.92	24.69	25.16	23.46	26.47
20	$L \rightarrow 1$	26.01	26.01	28.54	22.24	28.32	12.85
20	$L \rightarrow 1^*$	27.28	27.28	30.13	24.55	29.82	13.19
20	$\lceil L/T \rceil$	24.69	25.94	27.01	27.49	25.56	27.82

Table 3. Constant-time machine translation on WMT’14 De→En with different settings of the budget (T) and number of tokens predicted each iteration (o_t). * denotes rescoring generated hypotheses using autoregressive model instead of proposed model.

tual evidence, or lack thereof. At the beginning of generation, the only two non-mask symbols are the beginning and end of sentence symbols, making it easier to predict a symbol at the beginning or end of the sentence. As more symbols are filled near the boundaries, more evidence is accumulated for the decoding strategy to accurately predict symbols near the center. This process manifests either as monotonic or outside-in generation.

6. Constant-Time Decoding: Result and Analysis

The trends in constant-time decoding noticeably differ from those in linear-time decoding. First, the **left2right** strategy performs comparably worse compared to the best performing strategies in constant-time decoding. The performance gap is wider (up to 4.8 BLEU) with a tighter budget ($T = 10$). Second, the **learned** coordinate selection strategy performs best when generating $\lceil L/T \rceil$ symbols every iteration, despite only being trained with linear-time decoding, but performs significantly worse when annealing the number of generated symbols from L to 1. This could be explained by the fact that the learned policy was never trained to refine predicted symbols, which is the case in $L \rightarrow 1$ constant-time decoding. Third, **easy-first** is the second-best performing strategy in the $\lceil L/T \rceil$ setting, but similarly to the **learned** strategy it performs worse in the $L \rightarrow 1$ setting. This may be because in the $L \rightarrow 1$ setting it is preferable to first generate hard-to-predict symbols and have multiple attempts at refining them, rather than predicting hard tokens at the end of generation process and not getting an opportunity to refine them, as is done in **easy-first** scenario. To verify this hypothesis, we test a **hard-first** strategy where we flip the signs of the coefficients of **easy-first** in the log-linear model. This new **hard-first** strategy works on par with **least2most**, again confirming that decoding strategies must be selected based on the target tasks and decoding setting.

With a fixed budget of $T = 20$, linearly annealing o_t from L to 1, and **least2most** decoding, constant-time translation can achieve translation quality comparable to linear-time translation with the same model (30.13 vs. 30.58), and to beam-search translations using the strong neural autoregressive model (30.13 vs 30.92). Even with a tighter budget

of 10 iterations (less than half the average sentence length), constant-time translation loses only 1.8 BLEU points (28.63 vs. 30.58), which confirms the finding by Ghazvininejad et al. (2019) and offers new opportunities in advancing constant-time machine translation systems. Compared to other constant-time machine translation approaches, our model outperforms many recent approaches by Gu et al. (2018); Lee et al. (2018); Wang et al. (2019); Ma et al. (2019), while being comparable to Ghazvininejad et al. (2019); Shu et al. (2019). We present full table comparing performance of various constant-time decoding approaches in Table 1 in Appendix.

7. Conclusion

We present a generalized framework of neural sequence generation that unifies decoding in directed and undirected neural sequence models. Under this framework, we separate position selection and symbol replacement, allowing us to apply a diverse set of generation algorithms, inspired by those for directed neural sequence models, to undirected models such as BERT and its translation variant.

We evaluate these generation strategies on WMT’14 En-De machine translation using a recently proposed masked translation model. Our experiments reveal that undirected neural sequence models achieve performance comparable to conventional, state-of-the-art autoregressive models, given an appropriate choice of decoding strategy. We further show that constant-time translation in these models performs similar to linear-time translation by using one of the proposed generation strategies. Analysis of the generation order automatically determined by these adaptive decoding strategies reveals that most sequences are generated either monotonically or outside-in.

We only apply our framework to the problem of sequence generation. As one extension of our work, we could also apply it to other structured data such as grids (for e.g. images) and arbitrary graphs. Overall, we hope that our generalized framework opens new avenues in developing and understanding generation algorithms for a variety of settings.

References

- Berglund, M., Raiko, T., Honkala, M., Kärkkäinen, L., Vetek, A., and Karhunen, J. T. Bidirectional recurrent neural networks as generative models. In *Advances in Neural Information Processing Systems*, pp. 856–864, 2015.
- Besag, J. Efficiency of pseudolikelihood estimation for simple gaussian fields. 1977.
- Devlin, J., Chang, M.-W., and Kenton Lee, K. T. Bert: Pre-training of deep bidirectional transformers for language understanding. In *NAACL*, 2019.
- Edunov, S., Baevski, A., and Auli, M. Pre-trained language model representations for language generation, 2019.
- Ghazvininejad, M., Levy, O., Liu, Y., and Zettlemoyer, L. Mask-predict: Parallel decoding of conditional masked language models. *arXiv preprint arXiv:1904.09324*, 2019.
- Gu, J., Bradbury, J., Xiong, C., Li, V. O. K., and Socher, R. Non-autoregressive neural machine translation. *CoRR*, abs/1711.02281, 2018.
- Gu, J., Liu, Q., and Cho, K. Insertion-based decoding with automatically inferred generation order. *CoRR*, abs/1902.01370, 2019.
- Hendrycks, D. and Gimpel, K. Bridging nonlinearities and stochastic regularizers with gaussian error linear units. *arXiv preprint arXiv:1606.08415*, 2016.
- Kingma, D. P. and Ba, J. Adam: A method for stochastic optimization. *arXiv preprint 1412.6980*, 2014.
- Koehn, P., Hoang, H., Birch, A., Callison-Burch, C., Federico, M., Bertoldi, N., Cowan, B., Shen, W., Moran, C., Zens, R., et al. Moses: Open source toolkit for statistical machine translation. In *ACL*, 2007.
- Lample, G. and Conneau, A. Cross-lingual language model pretraining. *arXiv preprint arXiv:1901.07291*, 2019.
- Lee, J., Mansimov, E., and Cho, K. Deterministic non-autoregressive neural sequence modeling by iterative refinement. *arXiv preprint arXiv:1802.06901*, 2018.
- Levine, R. A. and Casella, G. Optimizing random scan gibbs samplers. *Journal of Multivariate Analysis*, 97(10): 2071–2100, 2006.
- Ma, X., Zhou, C., Li, X., Neubig, G., and Hovy, E. Flowseq: Non-autoregressive conditional sequence generation with generative flow. *arXiv preprint 1909.02480*, 2019.
- Papineni, K., Roukos, S., Ward, T., and Zhu, W.-J. Bleu: a method for automatic evaluation of machine translation. In *Proceedings of the 40th annual meeting on association for computational linguistics*, pp. 311–318. Association for Computational Linguistics, 2002.
- Ramachandran, P., Liu, P., and Le, Q. Unsupervised pretraining for sequence to sequence learning. *Proceedings of the 2017 Conference on Empirical Methods in Natural Language Processing*, 2017. doi: 10.18653/v1/d17-1039. URL <http://dx.doi.org/10.18653/v1/d17-1039>.
- Schulman, J., Wolski, F., Dhariwal, P., Radford, A., and Klimov, O. Proximal Policy Optimization Algorithms. 2017. URL <http://arxiv.org/abs/1707.06347>.
- Sennrich, R., Haddow, B., and Birch, A. Neural machine translation of rare words with subword units. In *ACL*, 2016.
- Shu, R., Lee, J., Nakayama, H., and Cho, K. Latent-variable non-autoregressive neural machine translation with deterministic inference using a delta posterior. *arXiv preprint 1908.07181*, 2019.
- Song, K., Tan, X., Qin, T., Lu, J., and Liu, T.-Y. Mass: Masked sequence to sequence pre-training for language generation, 2019.
- Srivastava, N., Hinton, G., Krizhevsky, A., Sutskever, I., and Salakhutdinov, R. Dropout: A simple way to prevent neural networks from overfitting. 2014.
- Stern, M., Chan, W., Kiros, J., and Uszkoreit, J. Insertion transformer: Flexible sequence generation via insertion operations. *CoRR*, abs/1902.03249, 2019.
- Sun, Q., Lee, S., and Batra, D. Bidirectional beam search: Forward-backward inference in neural sequence models for fill-in-the-blank image captioning. 2017.
- Vaswani, A., Shazeer, N., Parmar, N., Uszkoreit, J., Jones, L., Gomez, A. N., Kaiser, Ł., and Polosukhin, I. Attention is all you need. In *NIPS*, 2017.
- Wang, A. and Cho, K. Bert has a mouth, and it must speak: Bert as a markov random field language model. *arXiv preprint arXiv:1902.04094*, 2019.
- Wang, C., Zhang, J., and Chen, H. Semi-autoregressive neural machine translation. *arXiv preprint arXiv:1808.08583*, 2018.
- Wang, Y., Tian, F., He, D., Qin, T., Zhai, C., and Liu, T.-Y. Non-autoregressive machine translation with auxiliary regularization. *arXiv preprint 1902.10245*, 2019.

Welleck, S., Brantley, K., III, H. D., and Cho, K. Non-monotonic sequential text generation. In Chaudhuri, K. and Salakhutdinov, R. (eds.), *Proceedings of the 36th International Conference on Machine Learning*, volume 97 of *Proceedings of Machine Learning Research*, pp. 6716–6726, Long Beach, California, USA, 09–15 Jun 2019. PMLR. URL <http://proceedings.mlr.press/v97/welleck19a.html>.

Williams, R. J. Simple statistical gradient-following algorithms for connectionist reinforcement learning. *Machine Learning*, 8(3):229–256, May 1992. ISSN 1573-0565. doi: 10.1007/BF00992696. URL <https://doi.org/10.1007/BF00992696>.

A. Comparison with other non-autoregressive neural machine translation approaches

We present the comparison of results of our approach with other constant-time machine translation approaches in Table 4. Our model is most similar to conditional model by (Ghazvininejad et al., 2019). However, there are differences in both model and training hyperparameters between our work and work by (Ghazvininejad et al., 2019). We use smaller Transformer model with 1024 hidden units vs 2048 units in (Ghazvininejad et al., 2019). We also train the model with more than twice smaller batch size since we use 8 GPUs on DGX-1 machine and (Ghazvininejad et al., 2019) use 16 GPUs on two DGX-1 machine with float16 precision. Finally we don't average best 5 checkpoints and don't use label smoothing for our model.

B. Non-monotonic neural sequence models

The proposed generalized framework subsumes recently proposed variants of non-monotonic generation (Welleck et al., 2019; Stern et al., 2019; Gu et al., 2019). Unlike the other special cases described above, these non-monotonic generation approaches learn not only the symbol replacement distribution but also the coordinate selection distribution, and implicitly the length distribution, from data. Because the length of a sequence is often not decided in advance, the intermediate coordinate sequence Z^t and the coordinate selection distribution are reparameterized to work with relative coordinates rather than absolute coordinates. We do not go into details of these recent algorithms, but we emphasize that all these approaches are special cases of the proposed framework, which further suggests other variants of non-monotonic generation.

C. Energy evolution over generation steps

While the results in Table 1 in paper indicate that our decoding algorithms find better generations in terms of BLEU relative to uniform decoding, we verify that the algorithms produce generations that are more likely according to the model. We do so by computing the energy (negative logit) of the sequence of intermediate sentences generated while using an algorithm, and comparing to the average energy of intermediate sentences generated by picking positions uniformly at random. We plot this energy difference over decoding in Figure 2. We additionally plot the evolution of energy of the sequence by different position selection algorithms throughout generation process in Figure 3. Overall, we find that left-to-right, least-to-most, and easy-first do find sentences that are lower energy than the uniform baseline over the entire decoding process. Easy-first produces sentences with the lowest energy, followed by least-to-most, and then left-to-right.

D. Sample sequences and their generation orders

We present sample decoding processes on De→En with $b = 1, T = L$ using the **easy-first** decoding algorithm in Figures 4, 5, 6, and 7, and the **learned** decoding algorithm in Figures 8, 9, and 10. For easy-first decoding, we highlight examples decoding in right-to-left-to-right order, outside-in, left-to-right, and right-to-left orders, which respectively correspond to the **orange**, **purple**, **red**, and **blue** clusters from Figure 1 in the main paper. For learned decoding, we highlight examples with right-to-left-to-right, outside-in, and left-to-right orders, corresponding to the **blue**, **red**, and **green** clusters. The examples demonstrate the ability of the coordinate selection strategies to adapt the generation order based on the intermediate sequences generated. Even in the cases of largely monotonic generation order (left-to-right and right-to-left), each algorithm has the capacity to make small changes to the generation order as needed.

Models	WMT2014	
	EN-DE	DE-EN
AR Transformer-base (Vaswani et al., 2017)	27.30	–
AR (Gu et al., 2018)	23.4	–
NAR (+Distill +FT +NPD S=100)	21.61	–
AR (Lee et al., 2018)	24.57	28.47
Adaptive NAR Model	16.56	–
Adaptive NAR Model (+Distill)	21.54	25.43
AR (Wang et al., 2019)	27.3	31.29
NAT-REG (+Distill)	20.65	24.77
NAT-REG (+Distill +AR rescoring)	24.61	28.90
AR (Ghazvininejad et al., 2019)	27.74	31.09
CMLM with 4 iterations	22.25	–
CMLM with 4 iterations (+Distill)	25.94	29.90
CMLM with 10 iterations	24.61	–
CMLM with 10 iterations (+Distill)	27.03	30.53
AR (Shu et al., 2019)	26.1	–
Latent-Variable NAR	11.8	–
Latent-Variable NAR (+Distill)	22.2	–
Latent-Variable NAR (+Distill +AR Rescoring)	25.1	–
AR (Ma et al., 2019)	27.16	31.44
FlowSeq-base (+NPD n = 30)	21.15	26.04
FlowSeq-base (+Distill +NPD n = 30)	23.48	28.40
AR (ours)	26.84	30.92
Contant-time 10 iterations	21.98	27.14
Contant-time 10 iterations (+AR Rescoring)	24.53	28.63
Contant-time 20 iterations	23.92	28.54
Contant-time 20 iterations (+AR Rescoring)	25.69	30.13

Table 4. BLEU scores on WMT’14 En→De and De→En datasets showing performance of various constant-time machine translation approaches. Each block shows the performance of autoregressive model baseline with their proposed approach. AR denotes autoregressive model. Distill denotes distillation. AR rescoring denotes rescoring of samples with autoregressive model. FT denotes fertility. NPD denotes noisy parallel decoding followed by rescoring with autoregressive model.

A Generalized Framework of Sequence Generation

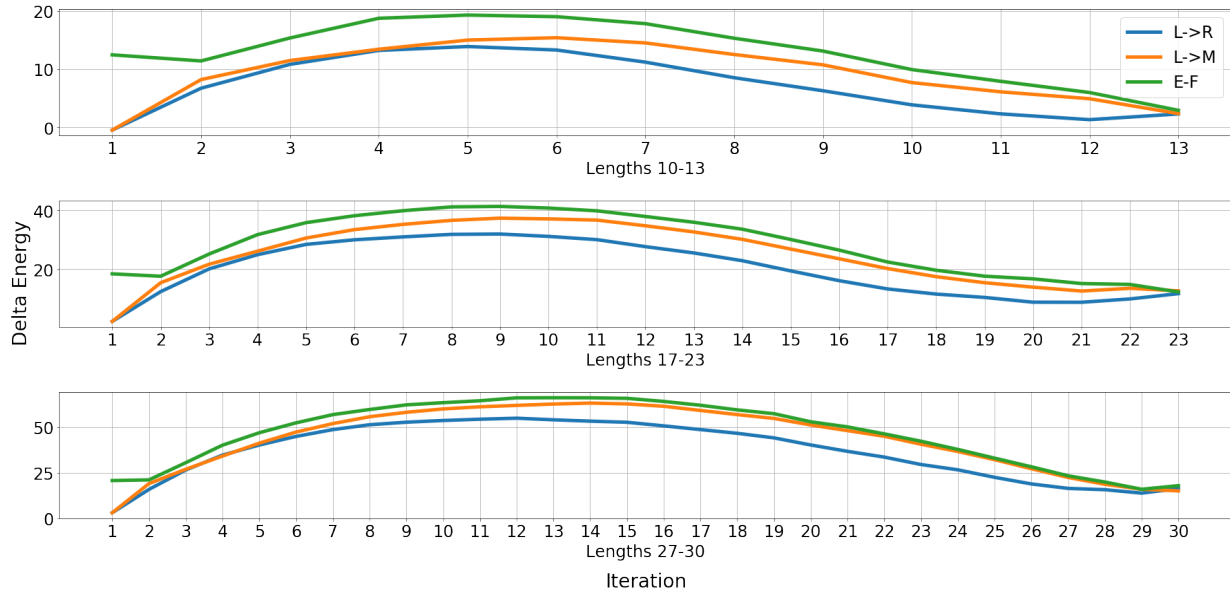


Figure 2. Average difference in energy \uparrow between sequences generated by selecting positions uniformly at random versus by different algorithms, over the course of decoding.

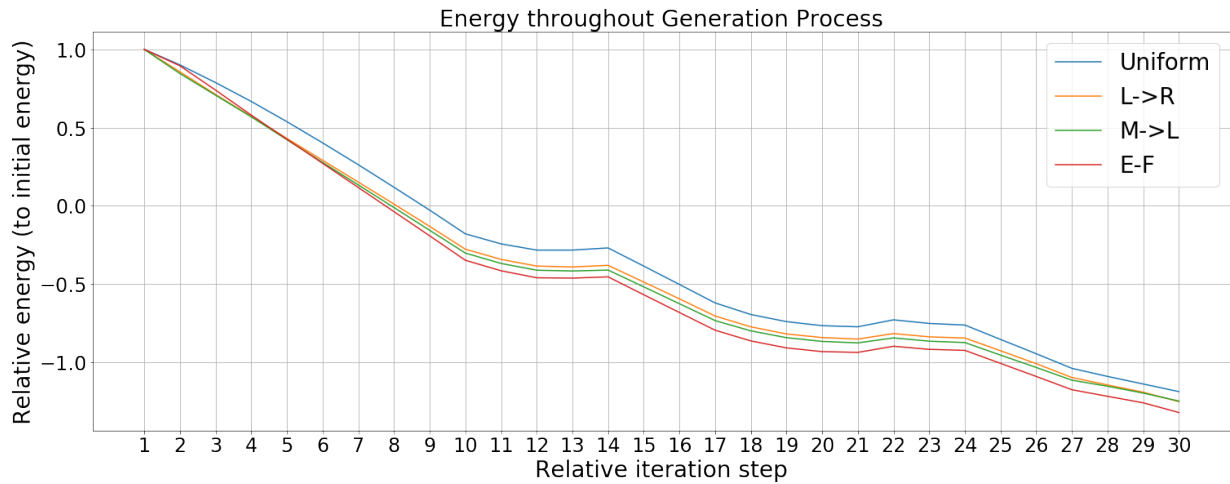


Figure 3. Evolution of the energy of the sequence \downarrow over the course of decoding by different position selection algorithms.

A Generalized Framework of Sequence Generation

Iteration	Right-to-Left-to-Right-to-Left
(source)	Würde es mir je gelingen , an der Universität Oxford ein normales Leben zu führen ?
1	----- ?
2	----- Oxford ?
3	-- ever ----- Oxford ?
4	- I ever ----- Oxford ?
5	_ I ever ----- of Oxford ?
6	Would I ever ----- of Oxford ?
7	Would I ever ----- normal ----- of Oxford ?
8	Would I ever ----- normal _ at _ of Oxford ?
9	Would I ever ----- normal _ at the _ of Oxford ?
10	Would I ever ----- normal _ at the University of Oxford ?
11	Would I ever ----- normal life at the University of Oxford ?
12	Would I ever ----- live _ normal life at the University of Oxford ?
13	Would I ever ----- live a normal life at the University of Oxford ?
14	Would I ever ----- able _ live a normal life at the University of Oxford ?
15	Would I ever be able _ live a normal life at the University of Oxford ?
16	Would I ever be able to live a normal life at the University of Oxford ?
(target)	Would I ever be able to lead a normal life at Oxford ?

Figure 4. Example sentences generated following an right-to-left-to-right-to-left generation order, using the **easy-first** decoding algorithm on De→En.

Iteration	Outside-In
(source)	Doch ohne zivilgesellschaftliche Organisationen könne eine Demokratie nicht funktionieren .
1	----- :
2	----- cannot _ .
3	----- democracy cannot _ .
4	_ without ----- democracy cannot _ .
5	_ without ----- democracy cannot work .
6	But without ----- democracy cannot work .
7	But without ----- a democracy cannot work .
8	But without _ society _ a democracy cannot work .
9	But without _ society _ , a democracy cannot work .
10	But without civil society _ , a democracy cannot work .
11	But without civil society organisations , a democracy cannot work .
(target)	Yet without civil society organisations , a democracy cannot function .

Figure 5. Example sentences generated following an outside-in generation order, using the **easy-first** decoding algorithm on De→En.

Iteration	Left-to-Right
(source)	Denken Sie , dass die Medien zu viel vom PSG erwarten ?
1	----- ?
2	Do ----- ?
3	Do you ----- ?
4	Do you think ----- ?
5	Do you think ----- PS _ ?
6	Do you think ----- PS @G ?
7	Do you think _ media ----- PS @G ?
8	Do you think the media ----- PS @G ?
9	Do you think the media expect _ _ PS @G ?
10	Do you think the media expect _ much _ PS @G ?
11	Do you think the media expect too much _ PS @G ?
12	Do you think the media expect too much of PS @G ?
(target)	Do you think the media expect too much of PS @G ?

Figure 6. Example sentences generated following an left-to-right generation order, using the **easy-first** decoding algorithm on De→En.

A Generalized Framework of Sequence Generation

Iteration	Right-to-Left
(source)	Ein weiterer Streitpunkt : die Befugnisse der Armee .
1	-----*
2	----- army .
3	----- of _ army .
4	----- of the army .
5	----- powers of the army .
6	----- the powers of the army .
7	----- : the powers of the army .
8	----- point : the powers of the army .
9	----- contentious point : the powers of the army .
10	Another contentious point : the powers of the army .
(target)	Another issue : the powers conferred on the army .

Figure 7. Example sentences generated following an **right-to-left** generation order, using the **easy-first** decoding algorithm on De→En.

Iteration	Right-to-Left-to-Right
(source)	Die Aktien von Flight Centre stiegen gestern um 3 Cent auf 38,20 Dollar .
1	-----*
2	----- 20 .
3	----- 38. 20 .
4	----- \$ 38. 20 .
5	----- to \$ 38. 20 .
6	Flight ----- to \$ 38. 20 .
7	Flight Centre ----- to \$ 38. 20 .
8	Flight Centre 's ----- to \$ 38. 20 .
9	Flight Centre 's shares ----- to \$ 38. 20 .
10	Flight Centre 's shares rose ----- to \$ 38. 20 .
11	Flight Centre 's shares rose by ----- to \$ 38. 20 .
12	Flight Centre 's shares rose by ----- yesterday to \$ 38. 20 .
13	Flight Centre 's shares rose by 3 ----- yesterday to \$ 38. 20 .
14	Flight Centre 's shares rose by 3 cents yesterday to \$ 38. 20 .
(target)	Flight Centre shares were up 3c at \$ 38.20 yesterday .

Figure 8. Example sentences generated following an **Right-to-Left-to-Right** generation order, using the **learned** decoding algorithm on De→En.

Iteration	Outside-In
(source)	Terminal 3 wird vor allem von kleineren US-Fluggesellschaften bedient .
1	-----*
2	Terminal ----- .
3	Terminal 3 ----- .
4	Terminal 3 ----- airlines .
5	Terminal 3 ----- US airlines .
6	Terminal 3 ----- smaller US airlines .
7	Terminal 3 ----- by smaller US airlines .
8	Terminal 3 is ----- by smaller US airlines .
9	Terminal 3 is mainly ----- by smaller US airlines .
10	Terminal 3 is mainly served by smaller US airlines .
(target)	Terminal 3 serves mainly small US airlines .

Figure 9. Example sentences generated following an **Outside-In** generation order, using the **learned** decoding algorithm on De→En.

Iteration	Left-to-Right
(source)	Die Gewinner des Team- und Einzelwettkampfs erhalten Preise .
1	-----·
2	The -----.
3	The winners -----.
4	The winners of -----.
5	The winners of the -----.
6	The winners of the team -----.
7	The winners of the team and -----.
8	The winners of the team and individual -----.
9	The winners of the team and individual competitions -----.
10	The winners of the team and individual competitions will -----.
11	The winners of the team and individual competitions will prizes -----.
12	The winners of the team and individual competitions will receive prizes -----.
(target)	The winners of the team and individual contests receive prizes .

Figure 10. Example sentences generated following an left-to-right generation order, using the **learned** decoding algorithm on De→En.