

Implications of gamma-ray and neutrino observations on source models of ultrahigh energy cosmic rays

A.D. Supanitsky*

Instituto de Tecnologías en Detección y Astropartículas (CNEA, CONICET, UNSAM), Centro Atómico Constituyentes, San Martín, Buenos Aires, Argentina.

E-mail: daniel.supanitsky@iteda.cnea.gov.ar

The origin and nature of the ultrahigh energy cosmic rays (UHECRs) are still unknown. However, great progress has been achieved in past years due to the observations performed by the Pierre Auger Observatory and Telescope Array. Above 10^{18} eV the observed energy spectrum presents two features: a hardening of the slope at about $10^{18.7}$ eV, which is known as the ankle and a suppression at approximately $10^{19.6}$ eV. The composition inferred from the experimental data, interpreted by using the current high energy hadronic interaction models, seems to be light below the ankle, showing a trend to heavier nuclei for increasing values of the primary energy. Current high energy hadronic interaction models, updated by using Large Hadron Collider data, are still subject to large systematic uncertainties, which makes difficult the interpretation of the experimental data in terms of composition. On the other hand, it is very well known that gamma rays and neutrinos are produced by UHECRs during propagation from their sources, as a consequence of their interactions with the radiation field present in the universe. The flux at Earth of these secondary particles depends on the source models of UHECRs including the chemical composition at injection. Therefore, both gamma-ray and neutrino observations can be used to constrain source models of UHECRs, including the composition in a way which is independent of the high energy hadronic interaction models. In this article I will review recent results obtained by using the latest gamma-ray and neutrino observations.

International Conference on Black Holes as Cosmic Batteries: UHECRs and Multimessenger Astronomy - BHCB2018

12-15 September, 2018

Foz du Iguazu, Brasil

*Speaker.

1. Introduction

Although the origin of the ultrahigh energy cosmic rays ($E \geq 10^{18}$ eV, UHECRs) is still an open problem of high-energy astrophysics, considerable progress has been reached in recent years due to the high quality data collected by the Pierre Auger and Telescope Array observatories.

There are three main observables to investigate the nature of these very energetic particles: the energy spectrum, the distribution of the arrival directions, and the chemical composition.

The UHECR flux has been measured by both the Pierre Auger Observatory [1] and Telescope Array [2]. The flux measured by these two experiments presents a steepening known as the ankle at an energy of $\sim 10^{18.7}$ eV and a suppression at higher energy. These two independent measurements present differences. However, it has been shown that increasing the Auger energy scale in 5.2% and decreasing the Telescope Array energy scale in 5.2% (this value is within the systematic uncertainties of both experiments), the two measurements become compatible in the ankle region [3]. There are still discrepancies in the suppression region.

Recently, Auger found that the cosmic ray flux presents a dipole anisotropy above 8×10^{18} eV, detected at more than 5.2σ level of significance [4]. This result suggests an extragalactic origin of the cosmic rays in this energy range [4]. Regarding point source searches, we can say that at present there is no identified point source [5]. There is a correlation between the cosmic ray arrival directions and the position of starburst galaxies [6]. However, the statistical significance of this correlation is at the level of $\sim 4\sigma$. Therefore, at present the astronomical objects in which the acceleration of the UHECRs take place are still unidentified.

One of the parameters most sensitive to the primary mass is the atmospheric depth at which the cosmic ray cascades reach their maximum development, X_{\max} . This parameter can be obtained by the fluorescence telescopes of Auger and Telescope Array. The composition of the UHECRs is inferred by using simulations of the showers, which make use of high energy hadronic interaction models (HEHIMs). The HEHIMs extrapolate low energy accelerator data to the highest energies. They present important systematic uncertainties due to the fact that the high energy hadronic interactions cannot be obtained from first principles. The X_{\max} measured by Auger as interpreted by using current HEHIMs is compatible with a light composition between 10^{18} eV and $\sim 10^{18.4}$ eV [7]. At this energy a transition to a heavier and mixed composition is observed. On the other hand, the Telescope Array measurement, interpreted by using current HEHIMs, is compatible with a light composition up to the highest energies observed [8]. However, the lack of statistics in the highest energy bins do not allow rejection of the presence of elements heavier than protons and helium nuclei.

The UHECRs can interact with the low energy photons of the radiation field present in the Universe during propagation through the intergalactic medium. The relevant photon backgrounds are the cosmic microwave background (CMB) and the extragalactic background light (EBL), which in turn is composed by the infrared, optical, and ultraviolet backgrounds. A flux at Earth of very energetic neutrinos and gamma rays is expected as a result of these interactions. Neutrinos are produced by the decay of charged pions, as it was first pointed out by Berezhinsky and Zatsepin [9], and also by the decay of neutrons. Gamma rays are mainly produced by the decay of neutral pions. Unlike neutrinos, these very high energy gamma rays interact with the radiation field present in the intergalactic medium generating electromagnetic cascades. Electron-positron pairs, produced by

the interactions of the cosmic rays during propagation, can also contribute to these electromagnetic cascades. The neutrino and gamma-ray fluxes at Earth, predicted by different models of the extragalactic cosmic ray sources, are strongly dependent on the assumptions of those models including the injected composition. Therefore, gamma-ray and neutrino observations can be very useful to constrain such models. Moreover, they can help to elucidate the presence of heavy nuclei at the highest energies in an independent way from the composition analyses that are based on HEHIMs.

2. Gamma-ray and neutrino observations

The gamma ray background that fills the intergalactic medium has recently been measured by the Fermi-LAT instrument [10]. The extragalactic gamma-ray background (EGB) is composed of the contribution of individual detected sources and a residual isotropic diffuse gamma-ray background (IGRB). It is believed that the IGRB is formed by different components, mainly undetected gamma-ray sources, i.e. which have a flux level smaller than the sensitivity of Fermi-LAT (see Ref. [11] for a review). The principal candidates are unresolved blazars, misaligned active galactic nuclei, starburst galaxies, and millisecond pulsars. Also gamma rays originated by the interactions of the UHECRs during propagation can contribute to the IGRB. Finally, a more uncertain contribution can come from the gamma rays originated by the decay or annihilation of dark matter particles and also as a result of primordial black hole evaporation.

The IGRB measured by Fermi-LAT was obtained from 50 months of data covering the energy range from 100 MeV to 820 GeV. The events used in the analysis are such that $|b| > 20^\circ$, where b is the galactic latitude. The diffuse galactic foreground has to be removed in order to obtain the IGRB. For that purpose three different models were considered by the Fermi-LAT Collaboration. Figure 1 shows the IGRB obtained by Fermi-LAT by using model A to subtract the galactic foreground (see Ref. [10] for details). A good fit of the data is obtained by considering a power law with an exponential cutoff. The spectral index and the cutoff energy obtained from the fit are ~ 2.3 and ~ 280 GeV, respectively.

In a subsequent analysis, the Fermi-LAT Collaboration was able to estimate the source count distribution (dN/dI_γ^{PS} , where I_γ^{PS} is the integral of the differential flux in a given energy interval), including the region below the source detection threshold, by using detailed Monte Carlo simulations and data [12]. Considering the estimated source count distribution, they could assess the integrated EGB flux, corresponding to the energy range from 50 GeV to 2 TeV, that originates in point sources. The obtained value is $I_\gamma^{PS} = 2.07_{-0.34}^{+0.40} \times 10^{-9} \text{ cm}^{-2}\text{s}^{-1}\text{sr}^{-1}$, which corresponds to $86_{-14}^{+16}\%$ of the EGB flux. Making use of this result, an upper limit to the integrated gamma-ray flux that do not originate in point sources was calculated in Ref. [13]. The values of the upper limit at 90% and 99% confidence level (CL) are given by,

$$I_\gamma^{UL} = \begin{cases} 9.345 \times 10^{-10} \text{ cm}^{-2}\text{s}^{-1}\text{sr}^{-1} & 90\% \text{ CL} \\ 1.258 \times 10^{-9} \text{ cm}^{-2}\text{s}^{-1}\text{sr}^{-1} & 99\% \text{ CL} \end{cases}. \quad (2.1)$$

Therefore, all models of the cosmic ray sources should produce a gamma-ray flux at Earth smaller than the measured IGRB and also the integral of this gamma-ray flux between 50 GeV and 2 TeV should be smaller than I_γ^{UL} , at a given CL.

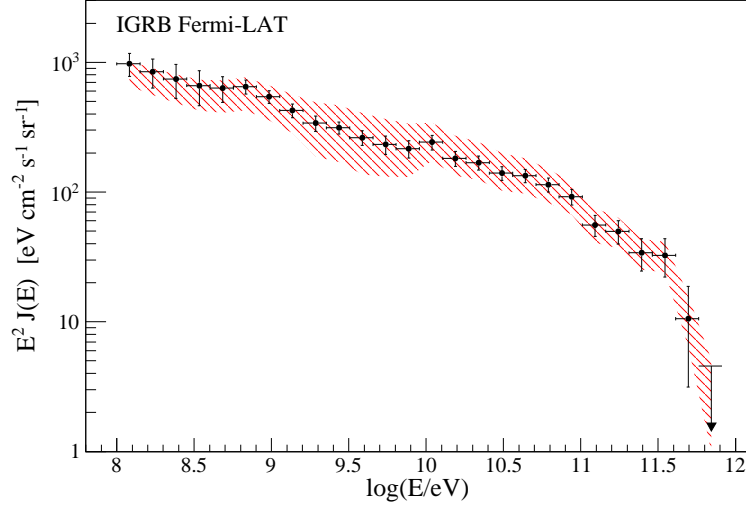


Figure 1: Isotropic gamma-ray background obtained by Fermi-LAT [10]. The shadowed region indicates the systematic uncertainties due to the modeling of the galactic diffuse foreground.

On the other hand, the IceCube Collaboration obtained the most restrictive differential upper limit on the all-flavor neutrino flux, $J_V^{UL}(E)$, in the energy range from 5×10^{15} eV to 5×10^{19} eV [14]. This upper limit has been obtained by using nine years of data for the analysis. In the data set two neutrino events with energies above 10^{15} eV were found. Also no neutrino event was found above 10^{16} eV. Fig. 2 shows the upper limit at 90 % CL obtained by IceCube. Note that the two events observed increase the upper limit in the energy range below 4×10^{17} eV.

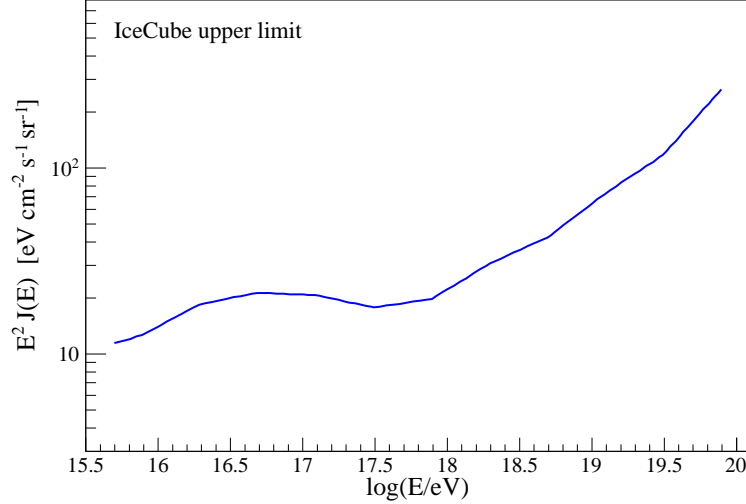


Figure 2: All-flavor neutrino flux upper limit at 90 % CL obtained by IceCube [14].

Also in this case, all models of the cosmic ray sources should produce a neutrino flux at Earth smaller than the upper limit on the all-flavor flux obtained by IceCube.

3. Constraints on source model of UHECRs

As was first proposed in Ref. [15], gamma-ray observations of the IGRB were used to constrain proton models of UHECRs in order to predict the cosmogenic neutrino flux at Earth (see for instance Refs. [16, 17, 18]). That was very important for the design of the first generation neutrino observatories.

As mentioned before, proton models of UHECRs are disfavored by the Auger composition results obtained by using current high energy hadronic interaction models to interpret the experimental data. It is very well known that the cosmogenic gamma-ray and neutrino fluxes are smaller in scenarios where the UHECRs are composed by heavier nuclei. Therefore, gamma-ray and neutrino observations can be very useful to test the presence of a large fraction of protons in the data. In fact, in Ref. [19] it was shown that proton models of UHECRs that fit the Telescope Array energy spectrum above $10^{18.2}$ eV, for which the evolution of the spatial density of sources with redshift z is the one corresponding to the star formation rate multiplied by $(1+z)^m$, is rejected at 90% CL by the IceCube upper limit. However, as was shown in Refs. [13, 20, 21, 22], there are still proton models of UHECRs compatible with gamma-ray and neutrino observations.

As an example of this type of study, let us consider the analysis performed in Ref. [13]. Here, the results obtained by updating the upper limit on the all-flavor neutrino flux inferred from IceCube data (see Sec. 2) are reported.

Following Ref. [13], it is assumed that the UHECRs are protons injected by sources that are uniformly distributed in the Universe. The protons are injected following a spectrum which is given by,

$$\phi(E, z) = C S(z) E^{-\alpha} \exp(-E/E_{cut}), \quad (3.1)$$

where C is a normalization constant, α is the spectral index, E_{cut} is the cutoff energy, and $S(z)$ parametrizes the evolution of the spatial density of sources with redshift z . The evolution function $S(z)$ is not known, it depends on the types of sources responsible for the acceleration of the cosmic rays, which are still unknown. Here a broken power law of $(1+z)$ is assumed,

$$S(z) = \begin{cases} (1+z)^m & z \leq 1 \\ 2^{m-n} (1+z)^n & z > 1 \text{ \& } z \leq 6, \\ 0 & z > 6 \end{cases}, \quad (3.2)$$

where m and n are free parameters.

The proton, gamma-ray and neutrino spectra at Earth are calculated by using the TransportCR program [23], which has been developed to solve numerically the transport equations that govern the propagation of the cosmic rays in the intergalactic medium. The Telescope Array flux [2] is fitted above $10^{18.2}$ eV in order to avoid the effects introduced by a non null intergalactic magnetic field. The parameters α and m are free during the minimization procedure. The normalization of the flux and the δ_E parameter, which takes into account the possible systematic uncertainties in the primary energy determination (see Ref. [13] for details), are taken as nuisance parameters and the profile likelihood technique is used to get rid of them. The contribution of the sources with $z > 1$ is negligible for $E \geq 10^{18.2}$ eV. Therefore, α and m are determined by fitting the cosmic ray energy spectrum above $10^{18.2}$ eV. The left panel of Fig. 3 shows the fit of the cosmic ray flux for

the case in which the cosmic ray sources inject protons below $z = 1$ only ($n \rightarrow -\infty$). The EBL model of Ref. [24] is considered in this calculation and the cutoff energy is $E_{cut} = 10^{21}$ eV. The best fit is obtained for $\alpha = 2.16$, $m = 6.78$, and $\delta_E = -0.096$. The right panel of the figure shows the best fit of the cosmic ray energy spectrum and also the corresponding gamma-ray and neutrino spectra. It can be seen that, unlike the result obtained in Ref. [13], the neutrino flux is in tension with the IceCube upper limit. This is due to the fact that the upper limit to the neutrino flux recently obtained by IceCube is more restrictive than the one considered in Ref. [13].

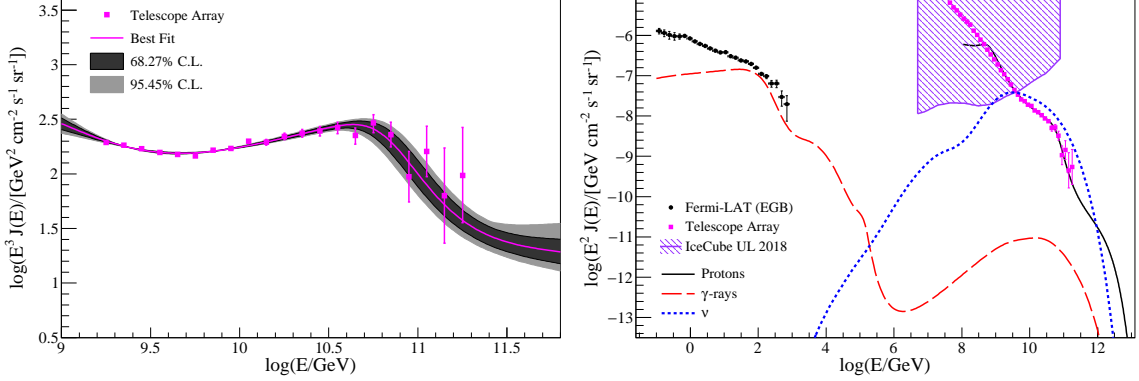


Figure 3: Left: Fit of the cosmic ray energy spectrum measured by Telescope Array [2]. The solid line corresponds to the best fit and the shadowed areas correspond to the 68.27% and 95.45% CL regions. Right: Proton, gamma-ray, and neutrino spectra corresponding to the best fit of the Telescope Array data. The filled circles correspond to the EGB obtained by Fermi-LAT and the shadowed area corresponds to the rejection region at 90% CL for the upper limit on the neutrino flux obtained by IceCube. The EBL model of Ref. [24] is considered and $E_{cut} = 10^{21}$ eV.

The left panel of Fig. 4 shows the best fit and the 68.27%, 95.45%, and 99.73% CL regions of the fit for $n \rightarrow -\infty$. Also shown are the allowed regions corresponding to the gamma-ray upper limit on the integrated gamma-ray flux I_γ^{UL} , which is given by $I_\gamma(m, \alpha, n) \leq I_\gamma^{UL}$, and from the upper limit on the neutrino flux obtained by IceCube (see Fig. 2), which is given by the condition $J_\nu(E, m, \alpha, n) \leq J_\nu^{UL}(E)$. Note that the allowed regions corresponding to the gamma-ray and neutrino observations are obtained from the upper limits at 90% CL. It can be seen from the plot that the best fit is in tension with both upper limits. In this case the upper limit obtained from gamma-ray data is more restrictive than the one coming from the neutrino data. The right panel of the figure shows the result obtained in the same conditions as the ones corresponding to the left panel but for $n = 1.5$. It can be seen that the best fit and the allowed regions are, as expected, unaltered, but in this case even the region corresponding to 99.73% CL is in tension with the gamma-ray and neutrino upper limits. Models with parameter n larger than 1.5 have associated a larger production of secondary gamma rays and neutrinos. Therefore, for any model with n larger than 1.5 the region corresponding to 99.73% CL of the fit is also in tension with the gamma-ray and neutrino upper limits.

From Fig. 4 it can be seen that for the case in which the UHECRs are generated in the redshift range from $z = 0$ to $z = 1$, the gamma-ray upper limit imposes more restrictive conditions than the ones corresponding to the neutrino upper limit. However, when the sources produce UHECRs beyond $z = 1$, the restrictions obtained from gamma-ray and neutrino observations are comple-

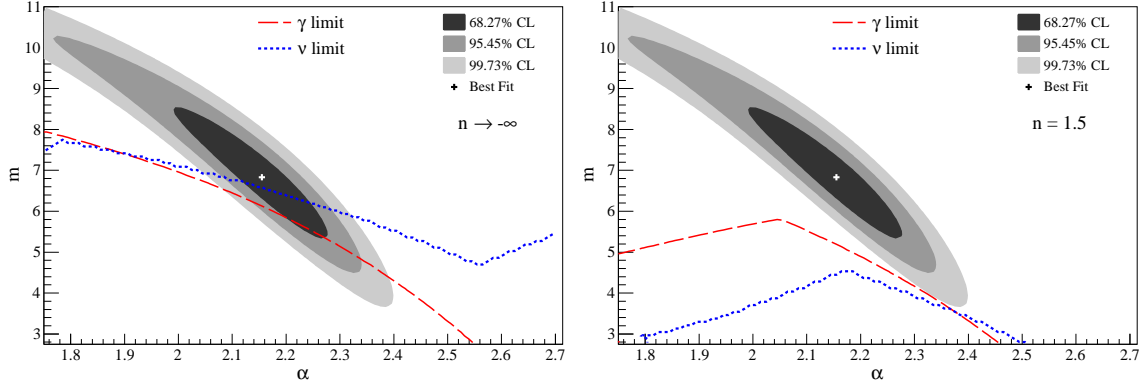


Figure 4: Left: Best fit and confidence regions for $n \rightarrow -\infty$. Right: Best fit and confidence regions for $n = 1.5$. The allowed regions corresponding to gamma-ray and neutrino observations are below the dashed and dotted curves, respectively. The EBL model of Ref. [24] is considered and $E_{cut} = 10^{21}$ eV.

mentary, i.e., by using both the neutrino and gamma-ray upper limits, it is possible to enlarge the rejection region.

Similar results are obtained considering the EBL model of Ref. [25]. In particular in this case, also for $n \geq 1.5$ the neutrino upper limit is in tension with the (α, m) values of the 99.73% CL region of the fit. Considering a cutoff energy of $E_{cut} = 10^{19.7}$ eV, as in Ref. [13], and the EBL model of Ref. [24], it can be seen that for $n \rightarrow -\infty$ the parameters α and m corresponding to the best fit are marginally compatible with both the neutrino and gamma-ray upper limits. In this case models with $n \leq 1$ are compatible with the neutrino upper limit.

As mentioned before, the production of gamma-rays and neutrinos is smaller in models that include heavier nuclei. In general, mixed composition models that fit the UHECR spectrum and the composition profile measured by Auger are compatible with the constraints imposed by current gamma-ray and neutrino observations [26, 27, 22, 28, 29, 30, 31, 32]. Only models with a very strong evolution are excluded by current observations [22]. Moreover, it has been shown in Ref. [30] that the neutrino flux predicted in these types of models can be detected by next generation neutrino observatories.

4. Conclusions

Gamma-ray and neutrino observations impose important restrictions on models of ultrahigh energy cosmic rays. In particular, these types of constraints can be used to test the presence of heavier nuclei in the flux in an independent manner from the high energy hadronic interaction models, which are used to infer the composition of the cosmic rays and are subject to relevant systematic uncertainties.

It has been shown that proton models of ultrahigh energy cosmic rays with a strong source density evolution are disfavored by present gamma-ray and neutrino observations. However, there are proton models that are still compatible with these observations. Mixed composition models that fit both the spectrum and the composition profile obtained by Auger are less constrained by the gamma-ray and neutrino observations. Only models with a very strong source density evolution

are disfavored by current observation. It is worth mentioning that the neutrino flux associated with these mixed composition models will be within reach of next generation neutrino observatories.

References

- [1] F. Fenu for The Pierre Auger Collaboration, *The cosmic ray energy spectrum measured using the Pierre Auger Observatory*, in *Proceedings of 35th International Cosmic Ray Conference*, PoS (ICRC2017) 486 (2017).
- [2] D. Ivanov for the Telescope Array Collaboration, *TA Spectrum Summary*, in *Proceedings of 34th International Cosmic Ray Conference*, PoS (ICRC2015) 349 (2015).
- [3] D. Ivanov, for the Pierre Auger Collaboration and the Telescope Array Collaboration, *Report of the Telescope Array - Pierre Auger Observatory Working Group on Energy Spectrum*, in *Proceedings of 35th International Cosmic Ray Conference*, PoS (ICRC2017) 498 (2017).
- [4] A. Aab et al. [The Pierre Auger Collaboration], *Observation of a large-scale anisotropy in the arrival directions of cosmic rays above 8×10^{18} eV*, *Science* **357** (2017) 1266.
- [5] A. Aab et al. [The Pierre Auger Collaboration], *Searches for Anisotropies in the Arrival Directions of the Highest Energy Cosmic Rays Detected by the Pierre Auger Observatory*, *Astrophys. J.* **804** (2015) 15.
- [6] A. Aab et al. [The Pierre Auger Collaboration], *An Indication of Anisotropy in Arrival Directions of Ultra-high-energy Cosmic Rays through Comparison to the Flux Pattern of Extragalactic Gamma-Ray Sources*, *Astrophys. J. Lett.* **853** (2018) L29.
- [7] J. Bellido for The Pierre Auger Collaboration, *Depth of maximum of air-shower profiles at the Pierre Auger Observatory: Measurements above $10^{17.2}$ eV and Composition Implications*, PoS (ICRC2017) 506 (2017).
- [8] R. Abbasi et al. [The Telescope Array Collaboration], *Depth of Ultra High Energy Cosmic Ray Induced Air Shower Maxima Measured by the Telescope Array Black Rock and Long Ridge FADC Fluorescence Detectors and Surface Array in Hybrid Mode*, *Astrophys. J.* **858** (2018) 76.
- [9] V. Berezhinsky and G. Zatsepin, *Cosmic rays at ultra high energies (neutrino?)*, *Phys. Lett. B* **28** (1969) 423.
- [10] M. Ackermann et al., *The spectrum of isotropic diffuse gamma-ray emission between 100 MeV and 820 GeV*, *Astrophys. J.* **799** (2015) 86.
- [11] M. Fornasa and M. Sánchez-Conde, *The nature of the Diffuse Gamma-Ray Background*, *Phys. Rep.* **598** (2015) 1.
- [12] M. Ackermann et al., *Resolving the Extragalactic γ -ray Background above 50 GeV with Fermi-LAT*, *Phys. Rev. Lett.* **116** (2016) 151105.
- [13] A. Supanitsky, *Implications of gamma-ray observations on proton models of ultrahigh energy cosmic rays*, *Phys. Rev. D* **94** (2016) 063002.
- [14] M. G. Aartsen et al., *Differential limit on the extremely-high-energy cosmic neutrino flux in the presence of astrophysical background from nine years of IceCube data*, *Phys. Rev. D* **98** (2018) 062003.
- [15] V. Berezhinsky and Y. Smirnov, *Cosmic neutrinos of ultra-high energies and detection possibility*, *Sp. Sci.* **32** (1975) 461.

- [16] M. Ahlers et al., *GZK neutrinos after the Fermi-LAT diffuse photon flux measurement*, *Astropart. Phys.* **34** (2010) 106.
- [17] V. Berezhinsky et al., *Restricting UHECRs and cosmogenic neutrinos with Fermi-LAT*, *Phys. Lett. B* **695** (2011) 13.
- [18] G. Gelmini et al., *Gamma-ray constraints on maximum cosmogenic neutrino fluxes and UHECR source evolution models*, *JCAP* **01** (2012) 044.
- [19] J. Heinze, D. Boncioli, M. Bustamante, and W. Winter, *Cosmogenic neutrinos challenge the cosmic-ray proton dip model*, *Astrophys. J.* **825** (2016) 122.
- [20] V. Berezhinsky, A. Gazizov, and O. Kalashev, *Cascade photons as test of protons in UHECR*, *Astropart. Phys.* **84** (2016) 52.
- [21] E. Gavish and D. Eichler, *On ultra-high-energy cosmic rays and their resultant gamma-rays*, *Astrophys. J.* **822** (2016) 56.
- [22] N. Globus et al., *Probing the Extragalactic Cosmic-Ray Origin with Gamma-Ray and Neutrino Backgrounds*, *Astrophys. J. Lett.* **839** (2017) L22.
- [23] O. Kalashev and E. Kido, *Simulations of ultra-high-energy cosmic rays propagation*, *J. Exp. Theor. Phys.* **120** (2015) 790.
- [24] T. M. Kneiske, T. Bretz, K. Mannheim, and D. H. Hartmann, *Implications of cosmological gamma-ray absorption. II. Modification of gamma-ray spectra*, *Astron. Astrophys.* **413** (2004) 807 (2004).
- [25] bY. Inoue, S. Inoue, M. A. R. Kobayashi, R. Makiya, Y. Niino, and T. Totani, *Extragalactic Background Light from Hierarchical Galaxy Formation: Gamma-Ray Attenuation up to the Epoch of Cosmic Reionization and the First Stars*, *Astrophys. J.* **768** (2013) 197.
- [26] M. Unger, G. Farrar, and L. Anchordoqui, *Origin of the ankle in the ultrahigh energy cosmic ray spectrum, and of the extragalactic protons below it*, *Phys. Rev. D* **92** (2015) 123001.
- [27] A. Vliet, J. Hörandel, and R. Batista, *Cosmogenic gamma-rays and neutrinos constrain UHECR source models*, in *Proceedings of 35th International Cosmic Ray Conference*, PoS (ICRC2017) 562 (2017).
- [28] A. Supanitsky, A. Cobos, and A. Etchegoyen, *Origin of the light cosmic ray component below the ankle*, *Phys. Rev. D* **98** (2018) 103016.
- [29] K. Fang and K. Murase, *Linking high-energy cosmic particles by black-hole jets embedded in large-scale structures*, *Nature Physics* **14** (2018) 396.
- [30] R. Batista et al., *Cosmogenic photon and neutrino fluxes in the Auger era*, (2018) [arXiv:1806.10879].
- [31] X. Rodrigues et al., *Neutrinos and Ultra-high-energy Cosmic-ray Nuclei from Blazars*, *Astrophys. J.* **854** (2018) 54.
- [32] D. Biehl et al., *Cosmic ray and neutrino emission from gamma-ray bursts with a nuclear cascade*, *Astronomy and Astrophysics* **611** (2018) A101.