

Upper Critical Field Based on the Width of $\Delta H = \Delta B$ region in a Superconductor

H. B. Lee, G. C. Kim, B. J. Kim, and Y. C. Kim*

Department of Physics, Pusan National University, Busan 46241, Korea

Abstract

We studied a method of measuring upper critical field (H_{c2}) of a superconductor based on the width of $\Delta H = \Delta B$ region, which appears in the superconductor that volume defects are many and dominant. Here we present the basic concept and details of the method. Although H_{c2} of a superconductor is fixed according to kind of the superconductor, it is difficult to measure H_{c2} experimentally, and the results are different depending on the experimental conditions. H_{c2} was calculated from the theory that pinned fluxes at volume defects are picked out and move into an inside of the superconductor when their arrangement is the same as that of H_{c2} state of the superconductor. H_{c2} of MgB_2 obtained by the method was 65.4 Tesla at 0 K. The reason that H_{c2} obtained by the method is closer to ultimate H_{c2} is based on that $\Delta F_{pinning}/\Delta F_{pickout}$ is more than 4 when pinned fluxes at volume defects of 163 nm radius are picked out. The method will help to find the ultimate H_{c2} of volume defect-dominating superconductors.

*Electronic address: yckim@pusan.ac.kr; Fax: +82-51-513-7664

Substantially, upper critical field (H_{c2}) is difficult to measure at 0 K in a type II superconductor. It is because H_{c2} of the type II superconductor is very high besides the difficulty of temperature. When a high magnetic field is applied, most of the fields penetrate into the inside of the superconductor, which result in extremely low diamagnetic property by $4\pi M = B - H$, where M , B and H are magnetization, magnetic induction and applied magnetic field, respectively.

Nevertheless, knowing the ultimate H_{c2} of a superconductor is important, which is defined as H_{c2} in the ideal state. Practically, it is important to know how high the superconductor maintains its superconductivity in magnetic field, and more important thing is that H_{c2} of a superconductor tell us one of important parameters of the superconductor, which is coherence length (ξ) ($\Phi_o/2\pi\xi^2 = H_{c2}$, Φ_o is flux quantum which is 2.07×10^{-7} G·cm²) [1].

There are roughly three methods to obtain H_{c2} of a superconductor. The first is the method of flowing currents after applying a high magnetic field and checking voltages (currents method). Many researchers are using this method, and the results are relatively reliable [2, 3]. However, there is much controversy for which point between the onset and the offset should be regarded as H_{c2} , and result voltages are also influenced by current density [4]. In addition, in order to make results reliable, measured value should be at least obtained at 5 K. A great deal of efforts to set the equipment are required because H_{c2} at 5 K is usually not small. Nonetheless, Gurevich et al. used this method measuring H_{c2} of MgB₂ film and reported that H_{c2} is approximately 48 Tesla (T) at 0 K [5].

The second method is to measure critical temperature (T_c) and to determine H_{c2} by theory ($H_{c2}=1.83T_c$) [6]. Theoretically, H_{c2} of MgB₂ is approximately 68.6 T at 0 K when critical temperature (T_c) is 37.5 K. The third is to extrapolate H_{c2} to 0 K after H_{c2} were measured at various temperatures. The extrapolation uses the property that H_{c2} of a superconductor increases when the temperature decrease (M-H curve method). Of course, this method is convenient, but there is a problem that a limit of the magnetic field exists in equipment and the result are hard to be believed if applied magnetic field does not increase carefully in high magnetic field region. Therefore, the reliability is low.

Since a diamagnetic property is extremely small if applied magnetic field is high, superconductor becomes very vulnerable to external influences. The behaviors do not differ at 15 K and 20 K because H_{c2} of the temperatures are considerably large in MgB₂. In addition, it may be considered that H_{c2} vary depending on the specimen in the M-H curve method as

shown in the Fig. 1 because a diamagnetic property varies greatly depending on the pinning state of defects in relatively high field (6.5 T). Nonetheless, it is certain that H_{c2} does not change. Generally, it was reported that H_{c2} of MgB_2 is 20 - 30 T [7–9]. However, this is equivalent to the statement that H_{c2} of MgB_2 is more than 20 T and the upper limit is unknown.

No matter how high H_{c2} was measured, it was the H_{c2} that was appropriate for the condition of measurement and the state of the specimen, thus it has its own meaning. However, it is also important to measure ultimate H_{c2} experimentally. In previous study, we have asserted that a $\Delta H = \Delta B$ region is formulated if volume defects are many enough in volume defect-dominating superconductor, which is the region that increased applied magnetic field is the same as increasing magnetic induction [10]. Two conditions are suggested for that pinned fluxes have to be picked out from the volume defect, which are $\Delta F_{pinning} < \Delta F_{pickout}$ or the arrangement of the pinned fluxes at a volume defect is equal to that of H_{c2} . We have calculated H_{c2} using the theory with experimental results, and have obtained a fairly reasonable result. Thus, we would introduce the method of obtaining H_{c2} of superconductor based on a $\Delta H = \Delta B$ region.

Pure MgB_2 and (Fe, Ti) particle-doped MgB_2 specimens were synthesized using the nonspecial atmosphere synthesis (NAS) method [11]. Briefly, NAS method needs Mg (99.9% powder), B (96.6% amorphous powder), (Fe, Ti) particles and stainless steel tube. Mixed Mg and B stoichiometry, and (Fe, Ti) particles were added by weight. They were finely ground and pressed into 10 mm diameter pellets. (Fe, Ti) particles were ball-milled for several days, and average radius of (Fe, Ti) particles was approximately $0.163 \mu m$ [10]. On the other hand, an 8 m-long stainless-steel (304) tube was cut into 10 cm pieces. Insert holed Fe plate into stainless- steel (304) tube. One side of the 10 cm-long tube was forged and welded. The pellets and pelletized excess Mg were placed at uplayer and downlayer in the stainless-steel tube, respectively. The pellets were annealed at 300 °C for 1 hour to make them hard before inserting them into the stainless-steel tube. The other side of the stainless-steel tube was also forged. High-purity Ar gas was put into the stainless-steel tube, and which was then welded. Specimens had been synthesized at 920 °C for 1 hour. They are cooled in air and quenched in water respectively. The field and temperature dependence of magnetization were measured using a MPMS-7 (Quantum Design).

Figure 1 shows field dependences of magnetization (M-H curves) for various temperature,

which is the maximum at 6.5 Tesla (T). They are not considered below 15 K because the diamagnetic property at the temperatures is quite meaningful at 6.5 T. The field that diamagnetic property changes from - to + is H_{c2} , and results are shown in Fig. 2. The equation of extrapolating is as follows.

$$\xi(T)^2 \propto \frac{1}{1-t} \Rightarrow H_{c2} = \frac{\Phi_o}{2\pi\xi^2} \propto 1-t \quad (1)$$

where $t = T_m/T_c$, ξ is coherence length [1, 12]. T_m is the measuring temperature and T_c is critical temperature.

As shown in Fig. 2, different results were obtained for three specimens, and it needs to check that results were closer to the ultimate H_{c2} of the specimen. Since the diamagnetic properties of the superconductor approach zero if the external magnetic field is high enough, the arrangements of the flux quanta in the superconductor would be that of Fig. 3. When many magnetic fluxes quanta have penetrate into the inside of the superconductor, the supercurrent circulating the surface of the superconductor is the only one related to diamagnetic property. Thus, the field that superconducting current disappears would be H_{c2} as the external field increases.

As shown in Fig. 1, applied magnetic field increased by 0.5 T when the external field is above 1 T. It is clear that all of increased magnetic field penetrates the inside of the superconductor when the diamagnetic property is close to zero. On the other hand, the fluxes in the superconductor exist as flux quanta, and the repulsive forces are acting between them. The repulsive force per unit length (cm) between quantum fluxes is, which is caused by vortexes

$$f = J_s \times \frac{\Phi_o}{c} \quad (2)$$

where J_s is the total supercurrent density due to vortices [13].

When a large field of 0.5 T increases at once, the flux quanta that try to penetrate into the superconductor will interact with the existing flux quanta in the superconductor, and the repulsive force between them will cause continuous vibration. The vibration will cause mutual interference, which are amplification and attenuation. The attenuation is expected to have little effect on the diamagnetic supercurrent, but the amplification may cause some flux quanta to rebound out from the superconductor because there is little difference in fluxes density between the inside and the outside of the superconductor and circulating supercurrent is tiny.

When rebounds of quantum fluxes occur, the supercurrents circulating the surface of the superconductor are interfered. When the number of the rebounding flux quantum exceeds a certain value, the supercurrents disappear, which results in that the diamagnetic property does not appear. It is considered that the phenomenon increases as the distance between fluxes become closer to that of ultimate H_{c2} , and increases as the magnitude of magnetic field applied at once increases. Therefore, it is clear that H_{c2} obtained from M-H curves must be much lower than the ultimate H_{c2} .

On the other hand, when the magnetic field is applied first to the superconductor and next the superconducting current is supplied to determine H_{c2} of a superconductor, fluxes inside the superconductor would be much more stabilized. In this case, it is determined that the magnetic field in the superconductor is arranged in the form of Fig. 3. (a) or ultimately stabilized form of Fig. 3. (b). From the point of view, it is considered that the arrangement of the flux quanta in the H_{c2} state of a superconductor is not depending on what kind of superconductor is, but how long it takes after applying the magnetic field [14, 15]. Since a stabilization of quantum fluxes is achieved over time, it is natural that the arrangement of the flux quanta will be the state as shown in Fig. 3. (b).

If a small amount of current flows around the surface of specimen in the state that the magnetic fluxes in the superconductor are stabilized, the increasing magnetic flux quanta in the superconductor is only a magnetic field generated by the flowing current. If the magnitude of the current is small, the interference caused by the increased magnetic flux quanta would be small, thus the magnetic flux quanta rebounding out of the superconductor will also be small. Therefore, it is considered that H_{c2} measured by currents method is much closer to the ultimate H_{c2} of the superconductor than that of M-H curves. However, it is certain that H_{c2} measured by this method is not the ultimate because a certain amount of current must flow, which generates a magnetic field .

If volume defects are spherical, their size is constant, and they are arranged regularly in a superconductor, a superconductor of 1 cm^3 has m^3 volume defects. Assuming that the pinned fluxes at volume defects are peaked out and move into an inside of the superconductor when the arrangement of pinned fluxes is the same as that of H_{c2} as shown in Fig. 3 (a), the maximum number of flux quanta that can be pinned at a spherical defect of radius r in

a static state is

$$n^2 = \frac{\pi r^2}{\pi(\frac{d}{2})^2} \times P = (\frac{2r}{d})^2 \times P = \frac{\pi r^2}{d^2} \quad (3)$$

where r , d and P is the radius of defects, the distance between quantum fluxes pinned at the volume defect of which radius r is and filling rate which is $\pi/4$ when they have square structure, respectively, as shown in Fig. 3 (a) [16].

If volume defects in a superconductor are many enough, the superconductor has a $\Delta H = \Delta B$ region, and the width of the region is

$$W_{\Delta H=\Delta B} = H_{final} - H'_{c1} = n^2 m_{cps} m \Phi_0 - 4\pi M - H'_{c1} \quad (4)$$

where H_{final} is the final field of the $\Delta H = \Delta B$ region, H'_{c1} is the first field of the $\Delta H = \Delta B$ region [10]. m_{cps} is the number of defects which are in the vertically closed packed state, n^2 is the number of flux quanta pinned at a defect of radius r , m is the number of the volume defects from surface to center along an axis ($m'=2m$), M is magnetization, and Φ_0 is flux quantum. m_{cps} is the minimum number of defects when the penetrated fluxes into the superconductor are completely pinned. Thus, $2r \times m_{cps}$ is unit.

The number of flux quanta pinned at a defect is

$$n^2 = \frac{W_{\Delta H=\Delta B} + 4\pi M + H'_{c1}}{m_{cps} m \Phi_0} \quad (5)$$

Arranging after the equation is put into Eq. (3),

$$d^2 = \frac{\pi r^2 m_{cps} m \Phi_0}{W_{\Delta H=\Delta B} + 4\pi M + H'_{c1}} \quad (6)$$

Therefore

$$H_{c2} = \frac{\Phi_0}{d^2} = \frac{(W_{\Delta H=\Delta B} + 4\pi M + H'_{c1})}{\pi r^2 m_{cps} m} \quad (7)$$

Because $2r \times m_{cps} = 1$, the equation is

$$H_{c2} = \frac{\Phi_0}{d^2} = \frac{2(W_{\Delta H=\Delta B} + 4\pi M + H'_{c1})}{\pi r m} \quad (8)$$

The thickness of the specimen used for the measurement is 0.25 cm. Thus, the width of the region as unit length have to be $4 \times t$ (t is the thickness of the specimen). In addition, since applied magnetic field penetrates both sides of the specimen, volume defects inside the

superconductor have pinned the fluxes for both side until applied magnetic field reach H'_{c1} . Therefore, the width of the region as unit length is

$$W_{\Delta H=\Delta B} = n_d w + (n_d - 1)H'_{c1} \quad (9)$$

where w is experimentally obtained width of the region, n_d is the number of specimen when a specimen of unit length was divided ($n_d t=1$). Although the width of the region is 1.3 T as shown in the Fig. 4 (b), the width of $\Delta H = \Delta B$ region as unit length is 5.8 T because the width of the specimen was 0.25 cm.

If the average radius of defects is 163 nm, the width of $\Delta H = \Delta B$ region is 5.8 T, M is 150 emu/cm³, H'_{c1} is 2000 Oe, and m is 4000, which are experimental results of 5 wt.% (Fe, Ti) particle-doped MgB₂ as shown in Fig. 4, H_{c2} of the specimen is 56.7 T at 5 K. Concerning m , although the specimen have 8000³ volume defects of 163 nm radius, it is 4000 because magnetic field penetrates into the superconductor from both sides [10]. The coherence length (ξ) is 2.41 nm when H_{c2} is 56.7 T at 5 K. If extrapolated by Eq.(1), ξ is 2.24 nm and H_{c2} is 65.4 T at 0 K.

As mentioned earlier, the methods of measuring H_{c2} of a superconductor have their own drawbacks. Supercurrents method may be close to the ultimate H_{c2} of the superconductor, but it is clear that there is a difference between the result and the ultimate H_{c2} because of the magnetic field induced by applied currents. However, we believe that H_{c2} measured by this method can further reduce the difference.

We could understand how stabilized the pinned fluxes are in H_{c2} state if inspecting the force balances of the pinned fluxes when they are picked out. Generally, pinned fluxes at volume defect move when $\Delta F_{pickout}$ is more than $\Delta F_{pinning}$. However, it was our assertion that the pinned fluxes are picked out and moved even in $\Delta F_{pinning} > \Delta F_{pickout}$ state when the flux arrangement is equal to that of H_{c2} . The justification of the assumption is that there is no pinning effect if the neighborhoods of the volume defect are changed to normal state.

$\Delta F_{pinning}$ is

$$\Delta F_{pinning} = \frac{\partial G}{\partial r} = -\frac{H_{c1}^2}{8\pi} \times 4\pi r^2 + \frac{2n^2\Phi_o^2}{8\pi} \quad (10)$$

and $\Delta F_{pickout}$ is

$$\Delta F_{pickout} = \frac{aLA\Phi_o}{\pi cr^2} n^5 \quad (11)$$

where A is 0.103 A (Ampere), aL is a average length of quantum fluxes which are pinned and bent between defects (a is average bent constant, $1 < a < 1.2$) and c is the velocity of light [16].

Numerically, If H'_{c1} is 2000 Oe, r is 0.163 nm, n is 45, and aL is $1.1 \times 3.9 \times 10^{-4}$ cm, which are results of idealized 5 wt.% (Fe, Ti) doped MgB_2 specimen, $\Delta F_{pinning}$ is 5.3×10^{-4} dyne and $\Delta F_{pickout}$ is 1.4×10^{-4} dyne. Comparing $\Delta F_{pinning}$ with $\Delta F_{pickout}$, $\Delta F_{pinning} / \Delta F_{pickout}$ is more than 4. Generally, when fluxes are approaching a volume defect, they have a velocity. If $\Delta F_{pinning}$ are similar with $\Delta F_{pickout}$, the depinning of pinned fluxes from the volume defect is easier than that of calculation because fluxes have a velocity when they move in the superconductor. However, if $\Delta F_{pinning}$ is more than 4 times of $\Delta F_{pickout}$, it is considered that the depinning occurs after the arrangement of the fluxes becomes like that of H_{c2} even if fluxes had some velocity.

We have investigated characteristics of several methods of obtaining H_{c2} of type II superconductors and explained that any existing experimental method to obtain H_{c2} would be different from the ultimate H_{c2} . In addition, no matter how high H_{c2} was obtained, it has its meaning because it was caused by the state of the specimen and measurement conditions. We suggested a method to obtain H_{c2} , which is that H_{c2} of volume defect-dominating superconductor was obtained from the width of $\Delta H = \Delta B$. We used the property that $\Delta H = \Delta B$ region formulated in the M-H curve when the volume defects in the superconductor are many enough. It is based on the theory that the arrangement of the pinned fluxes at the volume defects will be picked out from the volume defects and move when the arrangement of them equals to that of H_{c2} . From the results of 5 wt.% (Fe, Ti) doped MgB_2 , H_{c2} was 56.7 T at 5 K. We obtained that $\Delta F_{pinning} / \Delta F_{pickout}$ is more than 4, that means that fluxes had pinned at the volume defect depinned even though $\Delta F_{pinning}$ is much larger than $\Delta F_{pickout}$. The behavior result in that the H_{c2} might be less sensitive to fluctuation. Therefore, it is determined that the obtained H_{c2} by the method is much closer to the ultimate H_{c2} of the superconductor.

-
- [1] Charles P. Poole, Jr., Horacio A. Farach, Richard J. Creswick, *Superconductivity* **1st** 270, Academic Press.
 - [2] Kijoon H. P. Kim, Jae-Hyuk Choi, C. U. Jung, P. Chowdhury, Hyun-Sook Lee, Min-Seok Park, Heon-Jung Kim, J. Y. Kim, Zhonglian Du, Eun-Mi Choi, Mun-Seog Kim, W. N. Kang and Sung-Ik Lee, *Phys. Rev. B* **65** (2002) 100510-1,
 - [3] R Flükiger, P Lezza, C Beneduce, N Musolino and H L Suo, *Supercond. Sci. Technol.* **16** 264-270 (2003).
 - [4] C. F. Hempstead and Y. B. Kim, Resistive transitions and surface effects in type-II superconductor, *Phys. Rev. Lett.* **12** 145 (1964).
 - [5] A Gurevich, S Patnaik, V Braccini, K H Kim, C Mielke, X Song, LDCooley, S D Bu, D M Kim, J H Choi, L J Belenky, J Giencke, M K Lee, W Tian, X Q Pan, A Siri, E E Hellstrom, C B Eom and D C Larbalestier, *Supercond. Sci. Technol.* **17** 278-286 (2004).
 - [6] Charles P. Poole, Jr., Horacio A. Farach, Richard J. Creswick, *Superconductivity* **1st**, Academic Press 340 (1995).
 - [7] Sung Hoon Lee, Soon-Gul Lee and Won Nam Kang, *J. Kor. Phys. Soc.* **66** 7 (2015).
 - [8] A. V. Sologubenko, J. Jun, S. M. Kazakov, J. Karpinski, and H. R. Ott, *Phys. Rev. B* **65** 180505(R) (2002).
 - [9] Cristina Buzea and Tsutomu Yamashita, *Supercond. Sci. Technol.* **14** R115 (2001).
 - [10] H. B. Lee, G. C. Kim, H. J. Park, D. Ahmad, and Y. C. Kim, <https://arxiv.org/abs/1805.04683> (2018).
 - [11] H. B. Lee, Y. C. Kim and D. Y. Jeong, Non-special atmosphere synthesis for MgB₂. *J. Kor. Phys. Soc.* **48** 279-282 (2006).
 - [12] Michael Tinkham, *Introduction to superconductivity* **second edition**, Dover Publication, New York 118 (2004).
 - [13] Michael Tinkham, *Introduction to superconductivity* **second edition** Dover Publication, New York, 155 (2004).
 - [14] A. A. Abrikosov, *Sov. Phys.-JETP* **5** 1174 (1957).
 - [15] R. P. Huebener, *J Supercond Nov Magn* **35** 478-481 (2019).
 - [16] H. B. Lee, G. C. Kim, Y. C. Kim, R. K. Ko, and D. Y. Jeong,

<https://arxiv.org/abs/1904.06434> (2019).

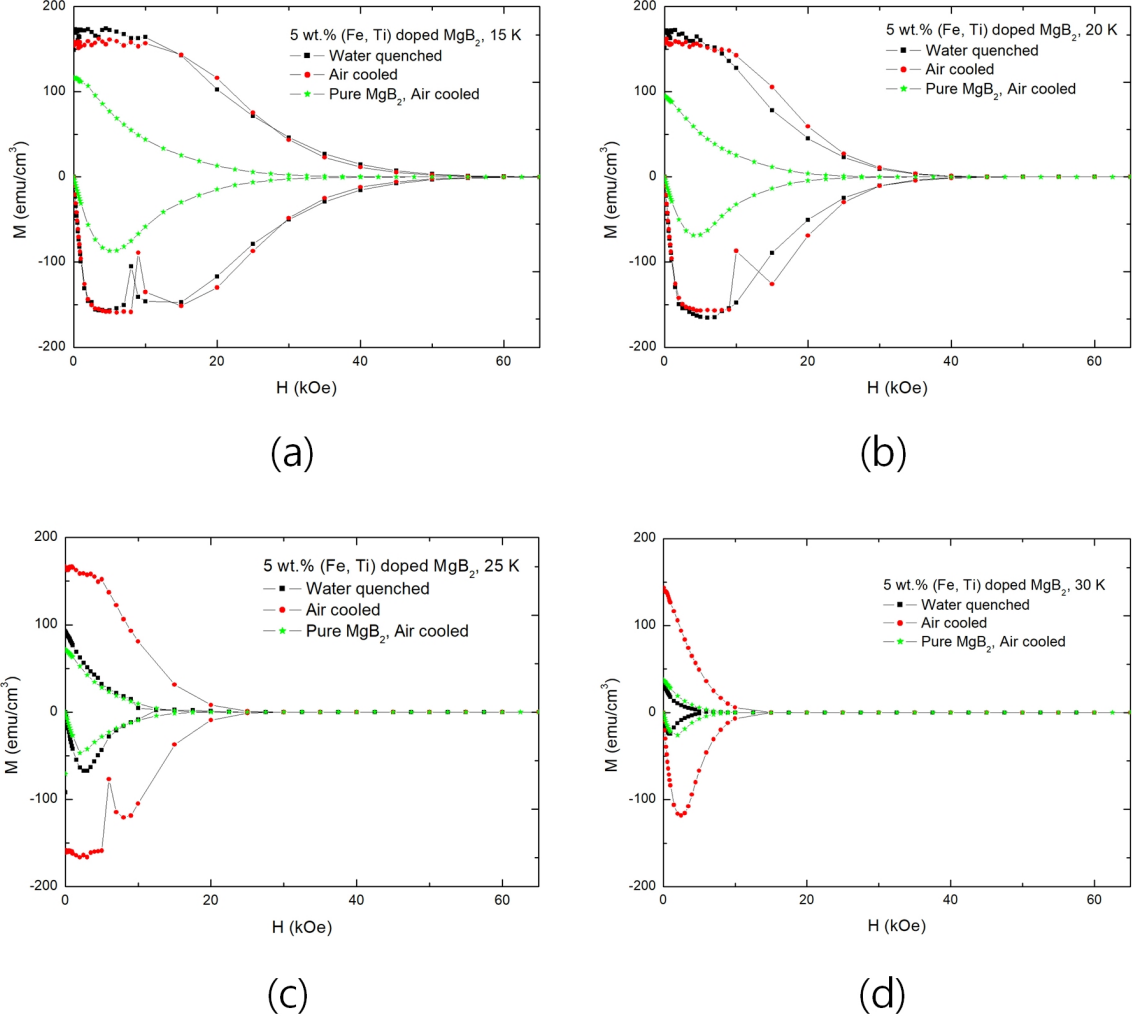
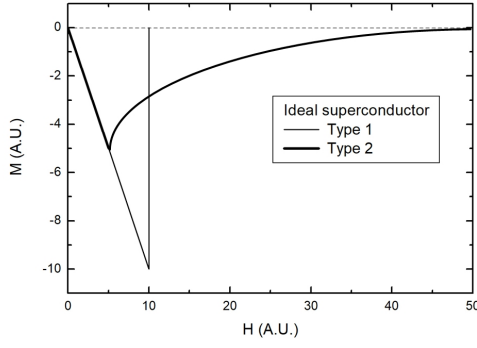
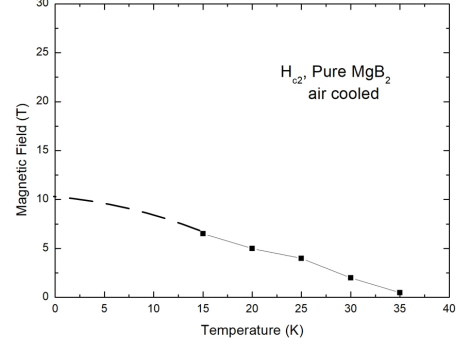


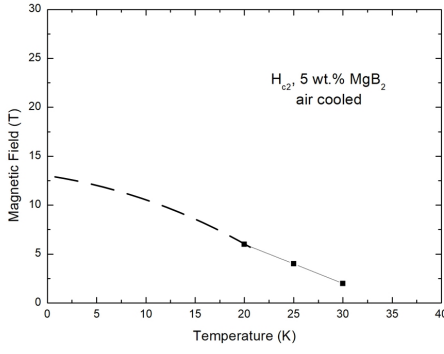
FIG. 1: Field dependences of magnetization (M-H curves) of pure MgB_2 and 5 wt.% (Fe, Ti) doped MgB_2 at various temperatures. Pure MgB_2 was air-cooled. 5 wt.% (Fe, Ti) doped MgB_2 were air-cooled and water-quenched, respectively. (a): M-H curves at 15 K. (b): M-H curves at 20 K. (c): M-H curves at 25 K. (d): M-H curves at 30 K



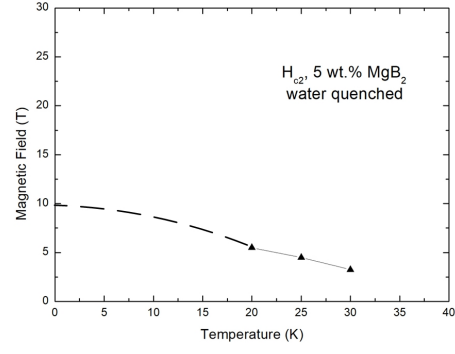
(a)



(b)

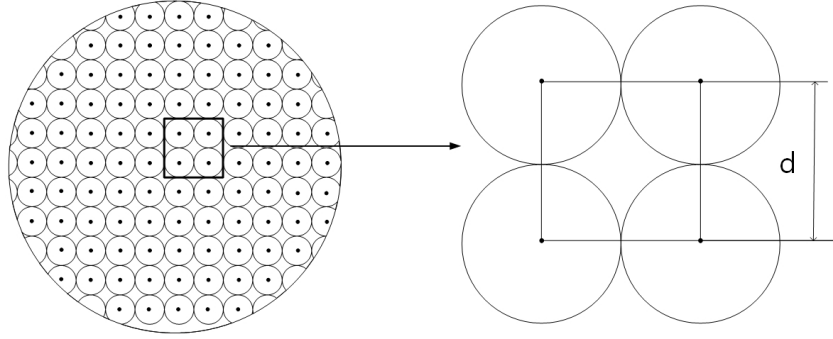


(c)

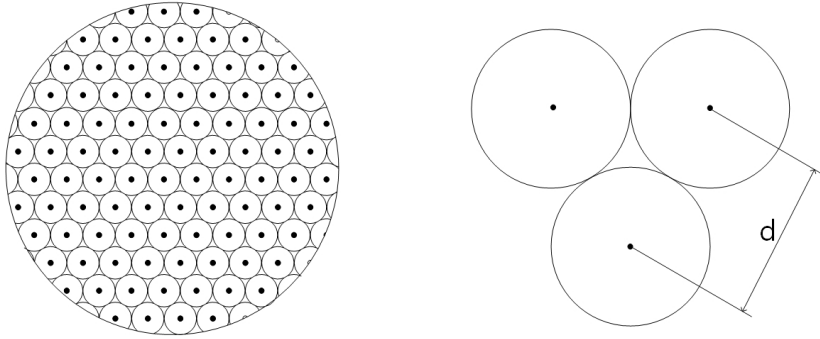


(d)

FIG. 2: Field dependences of magnetization (M-H curve) for ideal superconductor and extrapolations of H_{c2} for various specimens. (a): H_{c1} and H_{c2} of ideal superconductor. (b): H_{c2} of pure MgB_2 , which was air-cooled. (c) H_{c2} of 5 wt.% (Fe, Ti) doped MgB_2 , which was air-cooled. (d): H_{c2} of 5 wt.% (Fe, Ti) doped MgB_2 , which was water-quenched.

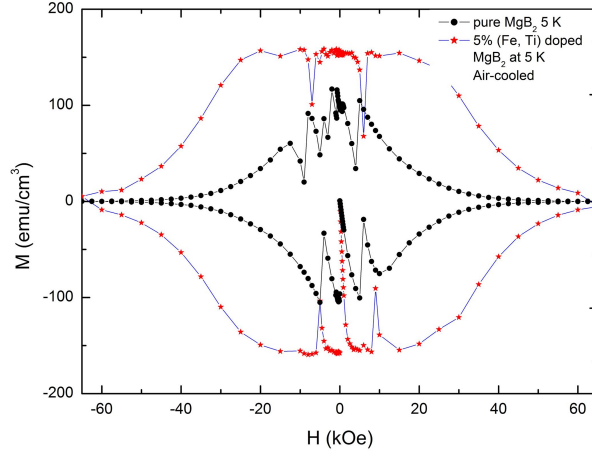


(a)

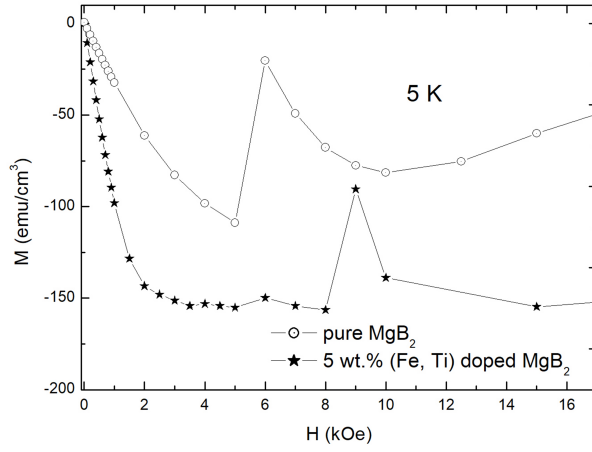


(b)

FIG. 3: Schematic representations for an arrangement of flux quanta at H_{c2} . (a): Square form of flux quanta at H_{c2} . (b): Triangular form of flux quanta at H_{c2} .



(a)



(b)

FIG. 4: A decision of the width of the $\Delta H = \Delta B$ region from field dependences of magnetization (M-H curves) for pure MgB_2 and 5 wt.% (Fe, Ti) doped MgB_2 . (a): Full M-H curves. (b): Zero width of the $\Delta H = \Delta B$ region in pure MgB_2 and 1.3 T (1.5 T - 0.2 T) of $\Delta H = \Delta B$ region in 5 wt.% (Fe, Ti) doped MgB_2 , which was air-cooled.