

Discovery prospects of dwarf spheroidal galaxies for indirect dark matter searches

Shin'ichiro Ando,^{a,b,c} Bradley J. Kavanagh,^{a,b} Oscar Macias,^{c,a,b} Tiago Alves,^b Siebren Broersen,^b Stijn Delnoij,^b Thomas Goldman,^b Jim Groefsema,^b Jorinde Kleverlaan,^b Jaïr Lenssen,^b Toon Muskens,^b Liam X. Palma Visser,^b Ebo Peerbooms,^b Bram van der Linden,^b and Sill Verberne^b

^aGRAPPA Institute, University of Amsterdam, 1098 XH Amsterdam, The Netherlands

^bInstitute for Theoretical Physics, University of Amsterdam, 1098 XH Amsterdam, The Netherlands

^cKavli Institute for the Physics and Mathematics of the Universe (WPI), University of Tokyo, Kashiwa 277-8583, Japan

E-mail: s.ando@uva.nl, b.j.kavanagh@uva.nl, o.a.maciasramirez@uva.nl

Abstract. We study the prospects for the Large Synoptic Survey Telescope (LSST) to find new dwarf spheroidal galaxies in the Milky Way. Adopting models of Milky-Way halo substructure and phenomenological prescriptions connecting subhalos and satellite galaxies, we obtain surface brightness distributions of V -band magnitude that lead us to predict that LSST will discover tens to hundreds of dwarf spheroidal galaxies above its sensitivity. The soon-to-be-discovered dwarfs will be interesting targets for indirect searches of dark matter annihilation yields. We forecast the distribution function of gamma-ray emission from dark matter annihilation in these objects, and discuss the detectability of these signals at both Fermi Large Area Telescope (LAT) and Cherenkov Telescope Array (CTA). By combining information from the predicted dwarf galaxies, we obtain an expected sensitivity to the annihilation cross section $\langle\sigma v\rangle$ of $10^{-26} \text{ cm}^3 \text{ s}^{-1}$ (for dark matter particles of mass 10 GeV with Fermi-LAT) and $5 \times 10^{-24} \text{ cm}^3 \text{ s}^{-1}$ (for dark matter particles of mass 500 GeV with CTA). We find that the current uncertainties in the mass measurement of the Milky-Way halo are relatively minor compared with the Poisson errors associated to drawing the most promising dwarfs from the underlying flux distribution.

Contents

1	Introduction	1
2	Models and formulation	2
2.1	Subhalo models	2
2.2	Subhalo distribution	3
2.3	Astrophysical J -factor	4
2.4	Subhalo-satellite connection	5
3	Flux distributions of satellites	6
3.1	Distribution of surface brightness of satellites	6
3.2	Distribution of J factor	7
4	Prospects for gamma-ray observation	9
4.1	Generating mock dSphs	9
4.2	Gamma-ray telescopes	9
4.2.1	Fermi-LAT	9
4.2.2	CTA	10
4.3	Projected upper limits on the annihilation cross section	11
5	Discussion and conclusions	13

1 Introduction

Dark matter (DM) searches, especially for signatures of weakly interacting massive particles (WIMPs), have been a strong scientific driver in high-energy physics and astrophysics [1, 2]. WIMP annihilation and the resulting gamma-ray emission is expected from dense celestial regions such as the Galactic center of our own Milky Way and its satellite galaxies identified as dwarf spheroidals (dSphs) [3]. Although no discovery has yet been made, the indirect dark matter detection remains one of the most promising search methods [4]. Current gamma-ray telescopes such as the Fermi Large Area Telescope (LAT) [5, 6] have so far been able to probe down to the thermal WIMP annihilation cross section for dark matter particles below 100 GeV [7–10], while the upcoming Cherenkov Telescope Array (CTA) will probe unexplored regions of WIMP parameter space for TeV dark matter [11, 12], where many interesting dark matter candidates have been proposed (e.g. [13–15]).

Because of the lack of baryonic matter (interstellar gas and stars), dSphs are believed to have the highest signal to noise ratio for DM searches in all the sky. In recent years, many new dSphs have been found with existing surveys such as the Sloan Digital Sky Survey (SDSS) [16, 17], the Dark Energy Survey (DES) [18] and Gaia [19]. In the near future, the Large Synoptic Survey Telescope (LSST) [20–23] is expected to find even more dSphs. In particular, if there are nearby dSphs discovered with LSST, we could use current or planned gamma-ray telescopes such as Fermi-LAT and CTA to further the sensitivities in searches for dark matter signatures. In this work, we study the prospects for the detection of new Milky Way dSphs with LSST and the consequences for indirect searches for WIMP DM.

Dwarf spheroidal galaxies are predicted to be formed in DM subhalos. Even though the connection between subhalos and dSphs is not completely understood, there are a number of phenomenological relations that are known to apply [24–28]. For example, it is generally expected that bright dSphs tend to form in heavy subhalos with large circular velocity. In this paper, we employ the semi-analytic models recently proposed in Refs. [29, 30] to generate a list of DM subhalos capable of hosting dSphs. These semi-analytic models have been shown to successfully reproduce relevant subhalo properties obtained from DM-only simulations (such as the mass function) for a wide range of halo masses and redshifts. These models are hence expected to provide reliable and physically motivated predictions below the numerical resolution of current N -body simulations.

Our method for assigning a dSph to a subhalo follows the phenomenological prescription proposed in Ref. [31]. We first obtain the distributions of both V -band magnitude and surface brightness of the dSphs. Then, we explore the properties of dSphs that would be newly discovered with the LSST, especially the expected DM self-annihilation signals. We also assess the uncertainties associated with the current Milky Way mass measurements and their impact on the sensitivity of DM searches. Lastly, we perform Monte Carlo simulations to draw samples of LSST dSphs, and use them to make sensitivity projections for both Fermi-LAT and CTA. Our analysis shows that with future surveys we can reach sensitivities to thermally-averaged cross sections on the order of $\langle\sigma v\rangle \sim 10^{-26} \text{ cm}^3 \text{ s}^{-1}$ for a WIMP mass of 10 GeV with Fermi-LAT and $\langle\sigma v\rangle \sim 10^{-24} \text{ cm}^3 \text{ s}^{-1}$ for a WIMP mass of 500 GeV with CTA. Of course, each Monte Carlo simulation we perform corresponds to a *single realisation* of a Milky Way-like galaxy. We therefore find that these limits are associated with realisation uncertainties of about one order of magnitude, originating from the Monte Carlo drawing of dSphs from their underlying distribution.

This paper is organized as follows. In Sec. 2, we introduce models of subhalos and distribution functions of their various properties (density profiles, spatial distance, etc.). We also introduce the expected gamma-ray flux from dark matter annihilation and the subhalo–satellite connection. In Sec. 3, we show the results of our semi-analytic model — distribution of V -band magnitude, surface brightness, and the rate of DM annihilation. Then in Sec. 4, we discuss prospects of Fermi-LAT and CTA for constraining DM annihilation by using the LSST dSphs generated with Monte Carlo simulations. Finally, we conclude the paper in Sec. 5.

2 Models and formulation

2.1 Subhalo models

In Ref. [29], an analytic model is developed to account for the mass evolution of DM subhalos as a result of tidal stripping during accretion (see also Refs. [30, 32]). This analytic approach allows for calculations of the mass-loss rate for arbitrary host mass and redshift and thus has an advantage over numerical methods. Assuming all tidal stripping occurs during a single orbit, the mass-loss rate can be approximated by $\dot{m} = [m - m(r_t)]/T_r$, where T_r is the orbital period, m the virial mass of the subhalo at accretion and $m(r_t)$ the mass of the subhalo enclosed within the truncation radius. A comparison between this simple Monte-Carlo approach and N -body simulations for various redshifts and host masses shows agreement between both approaches [29].

We approximate the density profile of the subhalos with the Navarro-Frenk-White (NFW) profile [33]:

$$\rho(r) = \frac{\rho_s}{(r/r_s)(r/r_s + 1)^2}, \quad (2.1)$$

for $r \leq r_t$ and zero otherwise. Each subhalo is then fully characterized by three parameters ρ_s , r_s , and r_t .

We obtain these relevant parameters for the subhalos as follows. Initially, we characterize each subhalo with the pre-infall mass m_{200} at the accretion redshift z_a . The scale radius $r_{s,a}$ and the scale density $\rho_{s,a}$ at accretion are then derived with the appropriate concentration-mass relation of the field halos [34]. Then we evolve the subhalo through tidal stripping. We obtain the mass of the subhalo m_0 at $z = 0$ by solving the differential equation for the subhalo mass, which is given per the host mass and redshift. At the same time, we consider evolution of the density profiles characterized with $r_{s,0}$ and $\rho_{s,0}$ by following the empirical relations found in Ref. [35]. We finally obtain the tidal truncation radius $r_{t,0}$ through mass conservation. The list of the subhalos and their parameters is made such that both $\ln m_{200}$ and z_a are scanned evenly. However, those with smaller masses m_{200} are much more abundant than heavier ones. In order to correct for this, we assign each subhalo in the list effectively with a weight factor w , which is proportional to the number of accreted subhalos. As the parameters after the tidal evolution (m_0 , $r_{s,0}$, $\rho_{s,0}$, r_t) are deterministically obtained with the initial mass at accretion m_{200} and the accretion redshift z_a (as well as the concentration parameter), this weight w is proportional to the probability distribution of m_{200} and z_a , which is derived through the extended Press-Schechter theory [36].

We sample $\ln m_{200}$ and z_a equally between $m_{200} = 10^5 M_\odot$ and 10% of the host mass and between $z_a = 7$ and 0.1. In addition, subhalos satisfying the condition $r_{t,0}/r_{s,0} < 0.77$ are considered to be tidally disrupted and are not included in the sample [29].

2.2 Subhalo distribution

The spatial distribution of subhalos is affected by a variety of processes – driven by both baryons and dark matter within the host halo [37, 38]. Adiabatic contraction acts to increase the density in the center of the host galaxy [39, 40] while tidal disruption acts to remove mass from the subhalos, a process which is more efficient in the dense central region of the host halo. In addition, the baryonic disk may disrupt subhalos which pass through it [41]. These effects mean that the distribution of subhalos throughout the galaxy will differ from the distribution of the smooth host halo itself. We follow Ref. [37], which used hydrodynamical simulations to determine the spatial distribution of subhalos. In this case, the number density of subhalos can be approximated by the Einasto profile:

$$n_{\text{sh}}(r) \propto \exp \left[-\frac{2}{\alpha} \left(\frac{r}{r_{-2}} \right)^\alpha \right], \quad (2.2)$$

where $\alpha = 2.2$ and $r_{-2} = 202$ kpc. We apply a further correction to this number density profile when calculating the radial distribution of *observed* satellites, incorporating baryonic disruption and completeness effects [38].¹

¹Figure 1 in Ref. [38] can be used to estimate the ratio of the cumulative radial distributions of satellites with and without baryonic disruption (light red and dotted black curves respectively). We correct our number density profile such that the ratio of cumulative distributions with and without correction matches that with and without baryonic disruption. See Ref. [42] for more discussion about this effect.

The procedure for converting the Galactocentric density of subhalos $n_{\text{sh}}(r)$ to the average heliocentric distance distribution $P_{\text{sh}}(D)$ is as follows. First, a formula is found to express the distance from the Galactic center to the subhalo as a function of the angle ψ between the direction to the subhalo and that to the Galactic centre. This result is substituted into the distribution of subhalos $n_{\text{sh}}(r(D, \psi))$ and by averaging over a sphere of radius D we find the average number density

$$\bar{n}_{\text{sh}}(D) = \frac{1}{2} \int_{-1}^1 n_{\text{sh}}(r(D, \psi)) \, \mathrm{d} \cos \psi. \quad (2.3)$$

To find the probability of finding a subhalo at a certain distance $D \rightarrow D + \mathrm{d}D$, it is necessary to multiply by the volume element $4\pi D^2 \mathrm{d}D$. The resulting function for the probability density of finding a subhalo at a certain heliocentric distance is then $P_{\text{sh}}(D) \propto D^2 n_{\text{sh}}(D)$.

2.3 Astrophysical J -factor

The gamma-ray flux due to dark matter annihilation from a dSph at distance D is given by

$$F_{\gamma}(E) = \frac{\langle \sigma v \rangle}{2m_{\chi}^2} \frac{\mathrm{d}N_{\gamma, \text{ann}}}{\mathrm{d}E} \frac{1}{4\pi} \int_{\Delta\Omega} \mathrm{d}\Omega \int \mathrm{d}\ell \rho_{\chi}^2(r(\ell, \Omega)), \quad (2.4)$$

where r is the radial coordinate of the dSph, $r^2(\ell, \psi) = \ell^2 + D^2 - 2D\ell \cos \psi$, $\langle \sigma v \rangle$ is the annihilation cross section times relative velocity, m_{χ} is the mass of the dark matter particle χ , $\mathrm{d}N_{\gamma, \text{ann}}/\mathrm{d}E$ is the gamma-ray spectrum per annihilation, $\Delta\Omega$ is the solid angle over which we compute the gamma-ray flux, and ℓ is a line-of-sight parameter. The latter factor in Eq. (2.4) is often referred to as the astrophysical J -factor:

$$J = \int_{\Delta\Omega} \mathrm{d}\Omega \int \mathrm{d}\ell \rho_{\chi}^2(r(\ell, \Omega)). \quad (2.5)$$

Reference [43] provides an accurate expression for J as a function of the properties of a DM halo. This expression can be obtained by assuming that the distance to the dSph is large enough such that the integration variables can be approximated as

$$\mathrm{d}\Omega \, \mathrm{d}\ell \approx \frac{1}{D^2} 2\pi R \, \mathrm{d}R \, \mathrm{d}z, \quad (2.6)$$

where R is the polar coordinate in the plane of the sky and z the line of sight. It is useful to define an auxiliary function $X(s)$ which is given by

$$X(s) = \begin{cases} \frac{1}{\sqrt{1-s^2}} \operatorname{arcsech}(s), & 0 \leq s \leq 1 \\ \frac{1}{\sqrt{s^2-1}} \operatorname{arcsec}(s), & s \geq 1 \end{cases} \quad (2.7)$$

with $X(1) = 1$ to make sure that the function is continuous. Combining Eqs. (2.6) and (2.7) and integrating from $z = -\infty$ to ∞ and from $R = 0$ to $D\theta$ leads to

$$J(\rho_s, r_s, r_t, D) = \frac{\pi \rho_s^2 r_s^3}{3D^2 \Delta^4} [2y(7y - 4y^3 + 3\pi \Delta^4) + 6(2\Delta^6 - 2\Delta^2 - y^4)X(y)] , \quad (2.8)$$

where θ is the integration angle, $y = D\theta/r_s$ and $\Delta^2 = 1 - y^2$. We extend the integral out to the angular size of the halo, $\theta = \arctan(r_t/D)$, or $\theta = 0.5^\circ$ if the angular size is larger than 0.5° .

We note that these expressions are valid for subhalos with NFW density profiles; see Ref. [44] for a discussion of the impact of density profile uncertainties on projected constraints.

We use Eq. (2.8) to determine the J -factor for a given subhalo. By combining the joint probability distribution function (PDF) of ρ_s , r_s , and r_t (Sec. 2.1) and an independent distribution for the heliocentric distance D (Sec. 2.2), we can then compute the J -factor distribution in a Milky Way-like galaxy:

$$P(J) = \int d\rho_s \int dr_s \int dr_t \int dD \left[P(\rho_s, r_s, r_t) P(D) \delta(J - J(\rho_s, r_s, r_t, D)) \right]. \quad (2.9)$$

2.4 Subhalo-satellite connection

Satellite galaxies can form in large dark matter subhalos. A subhalo can be seen as a strong gravitational well that attracts baryonic matter. With enough matter attraction, star formation can be possible and a dSph can be formed. The luminosity of such a satellite is believed to be well correlated with the peak maximum circular velocity of the subhalo, V_{peak} , or alternatively the mass at accretion. The maximum circular velocity V_{max} and the radius r_{max} at which this maximum velocity is reached are obtained with ρ_s and r_s via [29]

$$r_{\text{max}} = 2.163 r_s, \quad (2.10)$$

$$V_{\text{max}} = \left(\frac{4\pi G \rho_s}{4.625} \right)^{1/2} r_s. \quad (2.11)$$

Both ρ_s and r_s evolve after the subhalo has accreted onto the host, and in our model, V_{max} is largest at the moment when the subhalo has just accreted:

$$V_{\text{peak}} = \left(\frac{4\pi G \rho_{s,a}}{4.625} \right)^{1/2} r_{s,a}. \quad (2.12)$$

Recently, Ref. [31] presented a model for mapping dark matter subhalo properties to those of corresponding satellites. Methods for converting the subhalo property V_{peak} to the half-light radius of a satellite, $r_{1/2}$, and V-band magnitude, M_V , are described below. We use the relation

$$r_{1/2} \equiv \mathcal{A} \left(\frac{c}{10} \right)^\gamma R_{\text{vir}}, \quad (2.13)$$

to determine the half light radius at accretion, where c denotes the subhalo concentration $R_{\text{vir}}/r_{s,\text{acc}}$ at accretion, $\mathcal{A} = 0.02$ and $\gamma = -0.7$. From this, Ref. [31] introduced the relation

$$r'_{1/2} = r_{1/2} \left(\frac{V_{\text{max}}}{V_{\text{peak}}} \right)^\beta, \quad (2.14)$$

to determine the half-light radius at $z = 0$. Here V_{max} denotes the peak circular velocity at $z = 0$. In this equation, $\beta \geq 0$ is a model parameter that denotes the change in radius caused by tidal stripping; in our model we use a fixed value of $\beta = 1$. Using abundance matching, Ref. [31] found a direct relation between V_{peak} and M_V . Further, we use the relation

$$\mu_V = M_V + 36.57 + 2.5 \log [2\pi (r'_{1/2}/1 \text{ kpc})^2], \quad (2.15)$$

for calculating the surface brightness. Using Eq. (2.15), a cumulative distribution of surface brightness is obtained, which is then used to determine the number of observable satellites for a telescope with a specific sensitivity.

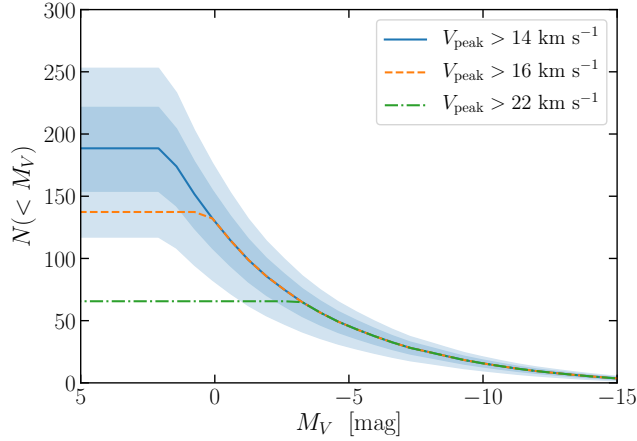


Figure 1. Cumulative number of satellite galaxies over the whole sky below a given absolute magnitude M_V for different thresholds on V_{peak} . The bands attached to the curve for $V_{\text{peak}} > 14 \text{ km s}^{-1}$ represent 1σ and 2σ uncertainties related to the Milky-Way halo mass measurement $M_{200} = 1.3 \pm 0.3 \times 10^{12} M_{\odot}$.

Whether a subhalo forms a satellite inside or not is subject to a formation threshold. It is assumed that the subhalo must have a minimum peak velocity for galaxy formation. Following Ref. [31], we use a galaxy formation threshold V_{peak} in the range between 14 and 22 km s^{-1} . These models for connecting subhalo parameters to satellites are consistent with the observed Milky Way satellite population.

3 Flux distributions of satellites

3.1 Distribution of surface brightness of satellites

We first discuss the cumulative distribution of the absolute V-band magnitude M_V , which is shown in Fig. 1 for the case of $M_{200} = 1.3 \times 10^{12} M_{\odot}$. For V_{peak} thresholds of 14, 16, and 22 km s^{-1} , we expect a total number of the satellites of ~ 190 , ~ 140 and ~ 70 , respectively. The bands attached to the curve for $V_{\text{peak}} > 14 \text{ km s}^{-1}$ accommodate 1σ and 2σ uncertainties in relation to the mass measurement of the Milky-Way halo, $\sigma_{M_{200}} \approx 0.3 \times 10^{12} M_{\odot}$ [45] (see also Refs. [46–48]).² This result, especially for the former two cases, is consistent with 134 ± 44 with $M_V < 0$ found by Ref. [31] as well as results of other earlier work [27, 50, 51].

Since galaxies are an extended source, the surface brightness μ_V [Eqs. (2.14) and (2.15)] is a more relevant quantity for discussing detection prospects, which we show in Fig. 2. For the surveys SDSS, DES and LSST year 1, following Ref. [31], we adopt a surface brightness threshold of 30, 31, and $32 \text{ mag arcsec}^{-2}$, respectively. For an extrapolation to further years of LSST, we looked at historical data from SDSS which has been releasing data since 2003. For every data release we looked at the faintest detected source in terms of Petrosian magnitude. In data release 1 [52], the faintest detected source was about 2 magnitudes brighter than in the data release 15 [53], for which most of this improvement was made between the first and the second release. We will adopt this improvement of 2 magnitudes as an indication to

²We, however, do not accommodate uncertainties arising from different halo accretion history, which earlier work estimates to be around the tens of percent level [49].

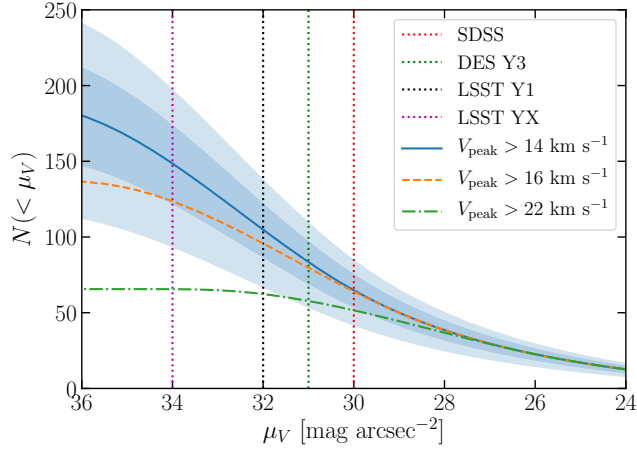


Figure 2. Cumulative number of satellite galaxies over the whole sky below given surface brightness μ_V , for different thresholds on V_{peak} . The vertical dotted lines are the different surface brightness limits corresponding to SDSS, DES, and LSST. The bands attached to the curve for $\mu_V < 34$ represents the Milky Way mass uncertainties as in Fig. 1.

how much LSST can be expected to improve after its first year of operation. The resulting limiting surface brightnesses of these surveys are shown as vertical dotted lines in Fig. 2.

These results are again in good agreement with Ref. [31], which predicted 92 ± 29 satellites with $M_V < -1.5$ mag (that corresponds roughly to $V_{\text{peak}} > 18$ km s $^{-1}$) for surface brightness limit of 34 mag arcsec $^{-2}$. We predict a factor of ~ 2 improvement of the total number of satellites (over the whole sky) detected with the LSST over that with the DES. The difference is more pronounced for smaller values of threshold V_{peak} , as in that case, there will be many more faint satellites.

The main survey of LSST will cover about ~ 18000 deg 2 of the sky [54], compared to around 5000 deg 2 for DES [55]: taking this effect into account, the difference between the two will be even larger. We finally note that LSST’s footprint covers almost the entire Southern sky. In contrast, SDSS covered predominantly the Northern sky [56]. In all the cases we have investigated, it is expected that the LSST over many years of operation will discover most of the satellites in the Milky-Way halo within its footprint, the majority of which are as-yet undiscovered.

3.2 Distribution of J factor

Next, we calculate the distribution of the astrophysical J -factor for all dSphs in the sky. Figure 3 shows the cumulative distribution $N(> J)$ of dSphs with $V_{\text{peak}} > 14$ km s $^{-1}$ that would be detected by several galaxy surveys. We show uncertainties related to the mass measurement of the Milky-Way halo of $M_{200} = (1.3 \pm 0.3) \times 10^{12} M_{\odot}$ as blue bands attached to the curve for $\mu_V < 34$. We also show, as the gray bands, the Poisson uncertainties (both 1σ and 2σ levels), where $\sigma_N = \sqrt{N(> J)}$, which is associated to the probability of drawing a certain number of dSphs from the underlying distribution. The figure shows that the uncertainty related to the Milky-Way halo mass measurement is subdominant compared with the Poisson errors, especially for dSphs with J greater than $\sim 10^{18}$ GeV 2 cm $^{-5}$, which are the most interesting for indirect dark matter searches. It also shows that compared

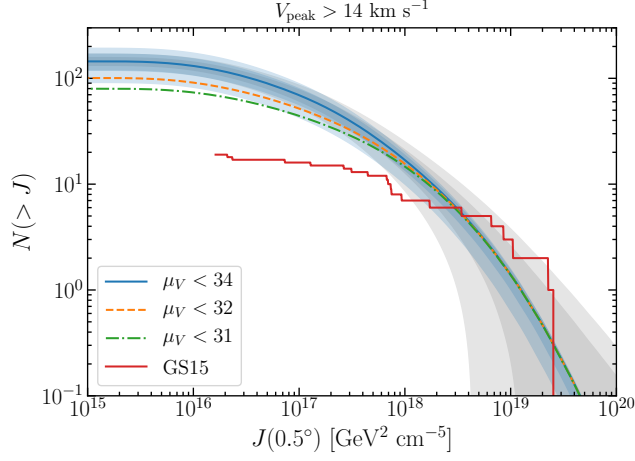


Figure 3. Cumulative number of all-sky satellite galaxies (with $V_{\text{peak}} > 14 \text{ km s}^{-1}$) above given values of J within 0.5° , for different values of threshold μ_V . The blue error bands show Galaxy mass uncertainties as in Fig. 1. The gray bands are 1σ and 2σ Poisson errors, where $\sigma_N = \sqrt{N(>J)}$. The distribution of median J values of the known dSphs according to Ref. [57] (GS15) is shown as a solid histogram for comparison; see however the text for possible caveats.

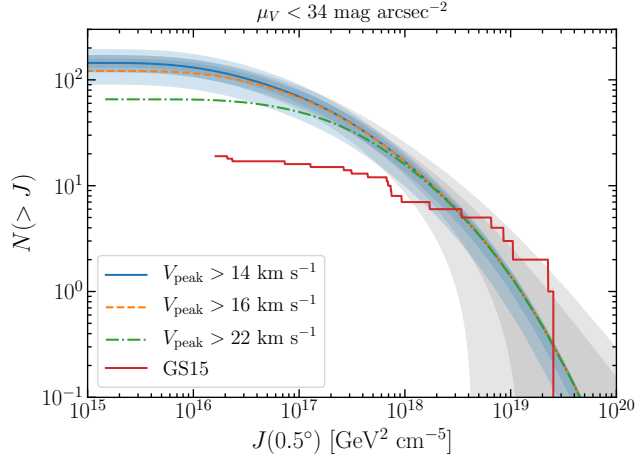


Figure 4. The same as Fig. 3 but for $\mu_V < 34$ and various values of V_{peak} .

with the sensitivity of the current generation of the surveys such as DES, the LSST does not provide much improvement for finding dSphs with large J . However, since the LSST footprint is expected to be much larger than that of DES or any other existing surveys of relevance, it should still be able to discover many new dSphs with large J values.

Figure 4 then shows the dependence on V_{peak} of the J distribution. We find that V_{peak} has only a small impact on J distribution especially for dSphs in interesting regimes with $J > 10^{18} \text{ GeV}^2 \text{ cm}^{-5}$. Therefore, the precise conditions for forming satellites in subhalos are not crucial for determining the prospects for indirect dark matter searches with dSphs discovered by LSST.

In both Figs. 3 and 4, we show cumulative distributions of J for the known dSphs [57]. It is higher than the theoretical prediction at very large J values at the 2σ level, which might

simply be because of a statistical upward fluctuation. However, we also note a few possible caveats. First, we show only median values of J in the figures, while errors in J can be large, typically ranging from the tens of percent level to a factor of a few. Next, the J -factors in Ref. [57] might be overestimated; see Ref. [58] for axi-symmetric modeling that indicates smaller values of J -factors. Furthermore, adopting more informative priors for the density profiles of the satellites likely shifts the J -factor estimates of these existing dSphs toward smaller values possibly by a factor of a few [59]. In any case, it is expected that the LSST should find many more new dSphs with $J > 10^{18} \text{ GeV}^2 \text{ cm}^{-5}$, enlarging the current sample by a factor of 2 or 3.

4 Prospects for gamma-ray observation

4.1 Generating mock dSphs

Now that we have obtained the distribution of both μ_V and J , which are relevant for LSST and gamma-ray telescopes, respectively, we now assess the detectability of the gamma-ray emission from the LSST dSphs with Fermi-LAT and CTA.

To illustrate what the expected sensitivities would be, we generate both J and μ_V for dSphs with Monte Carlo simulations drawn from each respective distribution. Here, since the errors associated with the Milky-Way mass measurement is subdominant compared with the Poisson errors, we first randomly generate the number of dSphs (N_{sat}) above threshold of $J_{\text{th}} = 10^{15} \text{ GeV}^2 \text{ cm}^{-5}$, drawing from the Poisson distribution with a mean of $N(> J_{\text{th}})$ in the case of $\mu_V < 34$ and $V_{\text{peak}} > 14 \text{ km s}^{-1}$. Then, Monte Carlo simulations are used to assign each of these N_{sat} dSphs a random value of J following its distribution as well as a sky location following the surface density along an arbitrary direction. These sky locations are checked to determine if they fall within the LSST footprint; if not, these dSphs are removed from the subsequent projection analysis.

4.2 Gamma-ray telescopes

To estimate the sensitivity to dark matter annihilation of both Fermi-LAT and CTA with newly discovered LSST dSphs, we utilize the software package `swordfish`, a python tool used to study the information yield of event-counting experiments [60, 61]. This allows us to perform rapid projections in scenarios where large numbers of dSphs are detected. To determine the expected upper limit, it is necessary to provide information regarding the signal and background spectra as well as the fractional uncertainty associated with the latter.

4.2.1 Fermi-LAT

Most of the gamma-ray photons detected by the Fermi-LAT correspond to the Galactic diffuse emission (GDE) generated by the interaction of energetic cosmic-ray particles with interstellar gas, ambient photons and magnetic fields [5]. Searches for a putative dark matter signal in the gamma-ray sky strongly depend on the accuracy and reliability of our model for the GDE.

The Fermi team has developed and made public a sophisticated model for the GDE [62] that is suitable for our study. This was constructed by assuming that the measured diffuse gamma-ray intensity can be modeled as a linear superposition of interstellar gas column density maps describing the hadronic and bremsstrahlung components as well as an inverse Compton emission template created with the cosmic ray propagation code `GALPROP` [63].

Furthermore, the Fermi GDE model contains some empirical templates to correct for regions where extended positive gamma-ray residuals have been detected. One notable example is the inclusion of a spatial template for the Fermi bubbles [64, 65], which are giant non-thermal structures extending up to ~ 7 kpc above and below the Galactic plane. Due to their large angular size, these could be an important source of uncertainties for searches of dark matter emission from future LSST dSphs.

In the present work we estimate the background and foreground gamma rays relevant to this analysis by using the most recent GDE model `gll_iem_v07.fits`³ released by the Fermi team and the corresponding isotropic emission model `iso_P8R3_SOURCE_V2_v1.txt` accounting for unresolved gamma rays (thought to be mostly of extragalactic origin). In our procedure, we conservatively apply a 20% spectral normalization uncertainty to the total isotropic background, as well as an independent 20% normalization uncertainty for the GDE at the sky position of each sampled dwarf.

The dark matter annihilation spectrum into gamma rays resulting from the decay of final state bottom quarks is determined with the package `PPPC 4 DM ID` [66, 67]. This is then evaluated in Eq. (2.4) to obtain the expected dark matter flux emitted from a given dSph. As the next step, we compute the expected DM signal and background/foreground photon counts by convolving the resulting flux maps with the LAT instrument response function [5]. We assume an effective exposure of 2 years for all dSphs (corresponding to 10 years of observation with roughly 20% sky coverage). Lastly, both signal and background photon counts are fed to `swordfish` in order to compute the Fermi-LAT sensitivity to dark matter self-annihilations from future LSST dSphs.

4.2.2 CTA

We explore the sensitivity of the forthcoming Cherenkov Telescope Array (CTA) [68] in a similar manner as for the Fermi-LAT. However, in this case, we are required to construct a model for the GDE at the energy range of interest with the use of `GALPROP v54` [63]. In particular, we use the results of the propagation parameter scan carried out by Ref. [69] to choose a propagation parameter setup that reproduces well gamma-ray data in the 0.1–500 GeV energy range. The parameters assumed in our `GALPROP` simulation are: a cosmic ray source distribution as given by the supernova remnants, cosmic ray halo height of 4 kpc, an atomic hydrogen spin temperature of 150 K and a $E(B - V)$ magnitude cut of 5 mag. Since the physical mechanisms giving rise to the photon emission are thought to be the same regardless of the energy band of interest, the GDE simulated in this way is expected to provide an approximate picture of the gamma-ray sky in the CTA energy range that is better motivated than a simple extrapolation to higher energies of the Fermi GDE model.

We also include a background coming from the misidentification of charged cosmic rays. We follow the procedure of Ref. [70], assuming that cosmic ray electrons cannot be distinguished from gamma rays and that 1% of cosmic-ray protons will be reconstructed as gamma rays (though with a factor of 3 smaller energy). The latter contribution becomes dominant above energies of around 2 TeV. We assume a 20% normalization uncertainty for this cosmic-ray misidentification background as well as independent 20% uncertainties on the GDE at the sky position of each dSph, as in the case of Fermi-LAT.

Since the effective area of the CTA is also energy dependent, a fit has been made in the energy range of interest, which corresponds to the interpolation of the results given in

³The interested reader is referred to the cicerone for more details: <https://fermi.gsfc.nasa.gov/ssc/data/access/lat/BackgroundModels.html>.

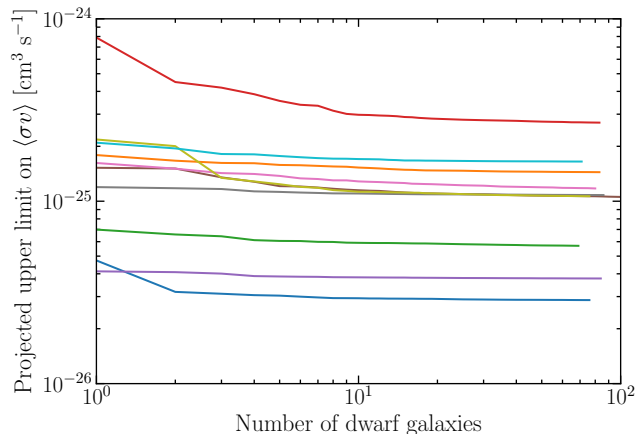


Figure 5. Projected cross section upper limits at 95% confidence level as a function of the number of dSphs used, sorted in order from the highest to lowest J values. The results of ten random Monte Carlo sampling are shown. Cross section values are calculated for the Fermi-LAT, assuming annihilation into $b\bar{b}$ and a dark matter mass of 100 GeV.

Ref. [71]. We apply 50 hours of observation time for each dSph, which is in agreement with the approach taken in Ref. [15].

4.3 Projected upper limits on the annihilation cross section

We shall first study how the upper limits on the dark matter annihilation cross section improve when more dSphs are included in the analysis. The variation of the expected upper limits on the annihilation cross section as a function of the number of dSphs (sorted following J factors from large to small values) is shown in Fig. 5 for ten Monte Carlo realizations. Here, we assume observations with Fermi-LAT and a dark matter mass of 100 GeV. One can see in Fig. 5 that the sensitivity to the annihilation cross section rapidly saturates after using a few to at most ~ 10 dSphs with the highest J -factors.

Figure 6 shows the projected sensitivities to the annihilation cross section at 95% confidence level for the Fermi-LAT (upper panel) and CTA (lower panel). The bands contain 68% and 95% of the expected sensitivities with the median shown as a curve in the middle. These bands were constructed by performing 200 Monte-Carlo simulations of the realizations of the Milky-Way dSphs that were placed randomly within the LSST footprint, which causes a different background for each dSph. We note, however, that the *swordfish* package provides only the *median* expected sensitivity to a signal from a given realisation of dSphs. This means that the results do *not* include the uncertainties associated with Poisson noise that arises from counting gamma-ray photons. According to Ref. [9] based on 6-year’s Fermi-LAT data, this photon noise further brings uncertainties up to one order of magnitude, which is comparable to the bands associated with realization of dSphs shown in Fig. 6.

Our expected sensitivities with LSST dSphs will be able to exclude the canonical annihilation cross section of $\sim 2 \times 10^{-26} \text{ cm}^3 \text{ s}^{-1}$ for dark matter masses of only ~ 20 GeV or lighter, although favorable statistical fluctuations at the 2σ -level can bring this to about one order of magnitude heavier. The sensitivities for CTA, on the other hand, are unlikely to probe the canonical cross section of $\sim 2 \times 10^{-26} \text{ cm}^3 \text{ s}^{-1}$ for dark matter with masses between 50 GeV and tens of TeV. They can probe at most the $10^{-24} \text{ cm}^3 \text{ s}^{-1}$ regime. However, Sommerfeld

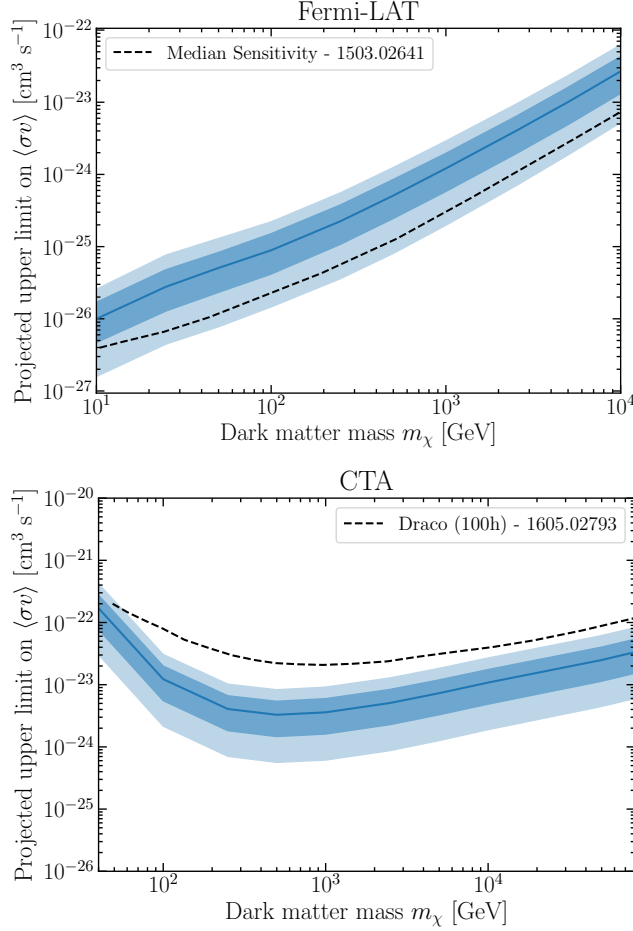


Figure 6. Projected Fermi-LAT (top) and CTA (bottom) sensitivities for the dark matter annihilation cross section at 95% confidence level, by using dSphs that can be found with LSST. The median and 68% and 95% containment regions are shown as a solid curve and filled bands. For comparison, we show median sensitivities by using existing dSphs for Fermi-LAT [8] and Draco for CTA [72] as dashed curves.

enhancement might bring the annihilation cross section for wino dark matter with masses around ~ 3 TeV much larger than $10^{-24} \text{ cm}^3 \text{ s}^{-1}$ [14], enabling us to test these models with the LSST dSphs.

We also compare our results to the Fermi-LAT joint likelihood analysis of tens of existing dSphs [8] (to which the current upper limits are very similar [9]) and to projected constraints from 100 hours of exposure of CTA toward Draco [72]. Our median sensitivities are weaker than those of Ref. [8] by a factor of several. Part of this difference comes from the difference in exposures (an effective exposure of 2 years for this study, compared with 6 years in Ref. [8]), while another source of discrepancy may be the fact that our projection is based on a relatively simplified analysis (e.g., of using single pixels around each dSph with the radius of 0.5°). Also, as we saw in Figs. 3 and 4, our model predicts fewer dSphs with very large J -factors compared to the observed Milky Way population, leading to weaker projections. Again, this may be attributed to a statistical fluctuation or to optimistic estimates of the J -factors in earlier studies.

Recently, a similar prediction has been made for indirect dark matter searches with LSST dSphs in Ref. [23], presenting slightly stronger projected limits than those shown here. Our approach is more conservative for the same reasons as those listed above. In addition, Ref. [23] assume 18 operational years compared with ~ 10 years in our analysis. They combine expected LSST dSphs with the existing ones to obtain projected limits, while our analyses are based on the newly discovered LSST dSphs alone. These factors may explain the differences from Ref. [23].

For CTA, on the other hand, we find that the analysis of the LSST dSphs will improve the sensitivities further by up to one order of magnitude, compared with the estimates for Draco alone [72]. Our estimates here are not unreasonable as we assume 50 hours of exposure for each dSph. But as we demonstrated in Fig. 5, the sensitivity quickly saturates after fewer than 10 dSphs. Therefore, there is no need to observe all ~ 100 dSphs with 50 hour exposures for each.

5 Discussion and conclusions

In this work, we have developed a realistic model for the distribution of Milky Way dwarf spheroidals (dSphs), based on semi-analytic models for dark matter subhalos and the satellite galaxies which form within them. We have then studied the prospects for observing these dSphs with the upcoming telescope LSST and for using them to constrain self-annihilating dark matter with gamma-ray telescopes such as the Fermi-LAT and the upcoming CTA.

We find that LSST should be able to discover most of the Milky Way dSphs within its footprint over several years of operation. The number of these discovered dSphs with large J -factors (those most relevant for the indirect detection of dark matter) is largely insensitive to the detailed thresholds for satellite formation. However, there is a factor of a few uncertainty in the number of dSphs which will be discovered due to Poisson uncertainties (we observe only one realisation of the Milky Way). Even so, we expect that LSST will discover 2–3 times as many dSphs with $J > 10^{18} \text{ GeV}^2 \text{ cm}^{-5}$ as are currently known.

We find that with 2 years of effective exposure on all to-be-discovered LSST dwarfs, Fermi-LAT will be able to probe down to a cross section of $\langle\sigma v\rangle \sim 10^{-26} \text{ cm}^3 \text{ s}^{-1}$ (for dark matter particles of mass 10 GeV). Instead, the upcoming CTA with 50 hours on each dwarf should constrain cross sections of $5 \times 10^{-24} \text{ cm}^3 \text{ s}^{-1}$ (for dark matter particles of mass 500 GeV). However, Poisson uncertainties on the number and properties of the discovered dwarf population translates into an order of magnitude uncertainty in the projected constraints.

We find that the joint analysis of the to-be-discovered dSphs with CTA should provide stronger constraints (by around an order of magnitude) than current projections with single dSphs. For Fermi-LAT, however, we find that our projections with LSST lie above the current Fermi-LAT sensitivity (though within the Poisson uncertainties). This is because our model predicts on average fewer dSphs with very large J -factors. It may be that the current J -factor estimates are optimistic, or that the Milky Way simply has more than the average expected number of very large dwarfs. In any case, we find that even with a large number of dwarf spheroidal galaxies to be discovered by LSST, constraints from the Fermi-LAT are unlikely to improve by more than a factor of a few and constraints from CTA are highly unlikely to reach down to the thermal freeze-out cross section.

Acknowledgments

We thank Ethan Nadler and Andrew Pace for helpful discussions. This work was supported partly by GRAPPA Institute at the University of Amsterdam (SA and BJK) and JSPS KAKENHI Grant Numbers JP17H04836 (SA and OM), JP18H04578, and JP18H04340 (SA).

This project has been carried out in the context of the “ITFA Workshop” course, which is part of the joint bachelor programme in Physics and Astronomy of the University of Amsterdam and the Vrije Universiteit Amsterdam, for bachelor students (TA, SB, SD, TG, JG, JK, TM, JL, EP, BvdL, SV, and LXPV), supervised by SA, BJK, and OM.

The actual work was done in four independent groups A–D during a four-week period of January 2019. The group A (SB, TG, and SV) worked on modeling dwarf galaxies in V -band magnitude and surface brightness, having contributed to Secs. 2.4 and 3.1 and Figs. 1 and 2. The group B (LXPV, EP, and BvdL) obtained the J -factor distribution for the dwarfs, having contributed to Secs. 2.3 and 3.2 and Figs. 3 and 4. The group C (JK and TM) worked on the spatial distribution of the satellite galaxies, having contributed to Sec. 2.2 and provided numerical codes to convert radial to Galactocentric coordinates to the other groups. The group D (TA, SD, JG, and JL) performed the Monte Carlo sampling of the dwarfs based on the J -factor distribution, as well as the sensitivity projection for Fermi-LAT and CTA, having contributed to Secs. 4 A–C and Figs. 5 and 6. The entire project was coordinated by the supervisors in group X (SA, BJK, and OM), who collected all the numerical codes developed by the students and brought the figures and text to refinement after the course had been completed.

References

- [1] G. Bertone, D. Hooper and J. Silk, *Particle dark matter: Evidence, candidates and constraints*, *Phys. Rept.* **405** (2005) 279–390, [[hep-ph/0404175](#)].
- [2] G. Bertone and M. P. Tait, Tim, *A new era in the search for dark matter*, *Nature* **562** (2018) 51–56, [[1810.01668](#)].
- [3] L. E. Strigari, *Dark matter in dwarf spheroidal galaxies and indirect detection: a review*, *Rept. Prog. Phys.* **81** (2018) 056901, [[1805.05883](#)].
- [4] J. M. Gaskins, *A review of indirect searches for particle dark matter*, *Contemp. Phys.* **57** (2016) 496–525, [[1604.00014](#)].
- [5] FERMI-LAT collaboration, W. B. Atwood et al., *The Large Area Telescope on the Fermi Gamma-ray Space Telescope Mission*, *Astrophys. J.* **697** (2009) 1071–1102, [[0902.1089](#)].
- [6] FERMI-LAT collaboration, W. Atwood et al., *Pass 8: Toward the Full Realization of the Fermi-LAT Scientific Potential*, 2013. [1303.3514](#).
- [7] M. Ackermann, M. Ajello, W. B. Atwood, L. Baldini, G. Barbiellini, D. Bastieri et al., *Constraints on the Galactic Halo Dark Matter from Fermi-LAT Diffuse Measurements*, *Astrophys. J.* **761** (Dec, 2012) 91, [[1205.6474](#)].
- [8] FERMI-LAT collaboration, M. Ackermann et al., *Searching for Dark Matter Annihilation from Milky Way Dwarf Spheroidal Galaxies with Six Years of Fermi Large Area Telescope Data*, *Phys. Rev. Lett.* **115** (2015) 231301, [[1503.02641](#)].
- [9] FERMI-LAT, DES collaboration, A. Albert et al., *Searching for Dark Matter Annihilation in Recently Discovered Milky Way Satellites with Fermi-LAT*, *Astrophys. J.* **834** (2017) 110, [[1611.03184](#)].

- [10] S. Hoof, A. Geringer-Sameth and R. Trotta, *A Global Analysis of Dark Matter Signals from 27 Dwarf Spheroidal Galaxies using Ten Years of Fermi-LAT Observations*, **1812.06986**.
- [11] CTA collaboration, J. Carr et al., *Prospects for Indirect Dark Matter Searches with the Cherenkov Telescope Array (CTA)*, *PoS ICRC2015* (2016) 1203, [**1508.06128**].
- [12] F. G. Saturni, G. Rodríguez-Fernández and A. Morselli, *The quest for dark matter in dwarf spheroidal galaxies with the Cherenkov Telescope Array*, in *7th Roma International Conference on Astroparticle Physic (RICAP18) Rome, Italy, September 4-7, 2018*, 2019. **1901.07978**.
- [13] M. Cirelli, T. Hambye, P. Panci, F. Sala and M. Taoso, *Gamma ray tests of Minimal Dark Matter*, *JCAP* **1510** (2015) 026, [**1507.05519**].
- [14] M. E. Cabrera-Catalan, S. Ando, C. Weniger and F. Zandanel, *Indirect and direct detection prospect for TeV dark matter in the nine parameter MSSM*, *Phys. Rev.* **D92** (2015) 035018, [**1503.00599**].
- [15] V. Lefranc, E. Moulin, P. Panci, F. Sala and J. Silk, *Dark Matter in γ lines: Galactic Center vs dwarf galaxies*, *JCAP* **1609** (2016) 043, [**1608.00786**].
- [16] D. B. Zucker, V. Belokurov, N. W. Evans, G. Gilmore and M. I. Wilkinson, *A New Population of Ultra-faint Local Group Galaxies*, in *American Astronomical Society Meeting Abstracts*, vol. 38 of *Bulletin of the American Astronomical Society*, p. 1156, Dec., 2006.
- [17] G. Torrealba, S. E. Koposov, V. Belokurov, M. Irwin, M. Collins, M. Spencer et al., *At the survey limits: discovery of the Aquarius 2 dwarf galaxy in the VST ATLAS and the SDSS data*, *Mon. Not. Roy. Astron. Soc.* **463** (Nov, 2016) 712–722, [**1605.05338**].
- [18] DES collaboration, A. Drlica-Wagner et al., *Eight Ultra-faint Galaxy Candidates Discovered in Year Two of the Dark Energy Survey*, *Astrophys. J.* **813** (2015) 109, [**1508.03622**].
- [19] G. Torrealba, V. Belokurov, S. E. Koposov, T. S. Li, M. G. Walker, J. L. Sanders et al., *The hidden giant: discovery of an enormous Galactic dwarf satellite in Gaia DR2*, *arXiv e-prints* (Nov, 2018) arXiv:1811.04082, [**1811.04082**].
- [20] Ž. Ivezić and the LSST Science Collaboration, “LSST science requirements document.” <http://ls.st/LPM-17>, 2013.
- [21] Ž. Ivezić, J. A. Tyson, E. Acosta, R. Allsman, S. F. Anderson, J. Andrew et al., *LSST: from science drivers to reference design and anticipated data products*, **0805.2366v4**.
- [22] P. A. Abell, J. Allison, S. F. Anderson, J. R. Andrew, J. R. P. Angel, L. Armus et al., *LSST science book, version 2.0*, **0912.0201**.
- [23] LSST DARK MATTER GROUP collaboration, A. Drlica-Wagner et al., *Probing the Fundamental Nature of Dark Matter with the Large Synoptic Survey Telescope*, **1902.01055**.
- [24] A. M. Brooks, M. Kuhlen, A. Zolotov and D. Hooper, *A Baryonic Solution to the Missing Satellites Problem*, *Astrophys. J.* **765** (Mar, 2013) 22, [**1209.5394**].
- [25] S. Garrison-Kimmel, M. Boylan-Kolchin, J. Bullock and K. Lee, *ELVIS: Exploring the Local Volume in Simulations*, *Mon. Not. Roy. Astron. Soc.* **438** (2014) 2578–2596, [**1310.6746**].
- [26] J. R. Hargis, B. Willman and A. H. G. Peter, *Too Many, Too Few, or Just Right? The Predicted Number and Distribution of Milky Way Dwarf Galaxies*, *Astrophys. J.* **795** (2014) L13, [**1407.4470**].
- [27] O. Newton, M. Cautun, A. Jenkins, C. S. Frenk and J. C. Helly, *The total satellite population of the Milky Way*, *Mon. Not. Roy. Astron. Soc.* **479** (Sep, 2018) 2853–2870, [**1708.04247**].
- [28] P. Jethwa, D. Erkal and V. Belokurov, *The upper bound on the lowest mass halo*, *Mon. Not. Roy. Astron. Soc.* **473** (Jan, 2018) 2060–2083, [**1612.07834**].
- [29] N. Hiroshima, S. Ando and T. Ishiyama, *Modeling evolution of dark matter substructure and annihilation boost*, *Phys. Rev.* **D97** (2018) 123002, [**1803.07691**].

- [30] S. Ando, T. Ishiyama and N. Hiroshima, *Halo substructure boosts to the signatures of dark matter annihilation*, [1903.11427](#).
- [31] E. O. Nadler, Y.-Y. Mao, G. M. Green and R. H. Wechsler, *Modeling the Connection between Subhalos and Satellites in Milky Way-like Systems*, *Astrophys. J.* **873** (2019) 34, [[1809.05542](#)].
- [32] R. Bartels and S. Ando, *Boosting the annihilation boost: Tidal effects on dark matter subhalos and consistent luminosity modeling*, *Phys. Rev.* **D92** (2015) 123508, [[1507.08656](#)].
- [33] J. F. Navarro, C. S. Frenk and S. D. M. White, *A Universal density profile from hierarchical clustering*, *Astrophys. J.* **490** (1997) 493–508, [[astro-ph/9611107](#)].
- [34] C. A. Correa, J. S. B. Wyithe, J. Schaye and A. R. Duffy, *The accretion history of dark matter haloes ? III. A physical model for the concentration-mass relation*, *Mon. Not. Roy. Astron. Soc.* **452** (2015) 1217–1232, [[1502.00391](#)].
- [35] J. Peñarrubia, A. J. Benson, M. G. Walker, G. Gilmore, A. W. McConnachie and L. Mayer, *The impact of dark matter cusps and cores on the satellite galaxy population around spiral galaxies*, *Mon. Not. Roy. Astron. Soc.* **406** (Aug, 2010) 1290–1305, [[1002.3376](#)].
- [36] X. Yang, H. J. Mo, Y. Zhang and F. C. v. d. Bosch, *An analytical model for the accretion of dark matter subhalos*, *Astrophys. J.* **741** (2011) 13, [[1104.1757](#)].
- [37] F. Calore, V. De Romeri, M. Di Mauro, F. Donato and F. Marinacci, *Realistic estimation for the detectability of dark matter sub-halos with Fermi-LAT*, *Phys. Rev.* **D96** (2017) 063009, [[1611.03503](#)].
- [38] S. Y. Kim, A. H. G. Peter and J. R. Hargis, *Missing Satellites Problem: Completeness Corrections to the Number of Satellite Galaxies in the Milky Way are Consistent with Cold Dark Matter Predictions*, *Phys. Rev. Lett.* **121** (2018) 211302, [[1711.06267](#)].
- [39] G. R. Blumenthal, S. M. Faber, R. Flores and J. R. Primack, *Contraction of Dark Matter Galactic Halos Due to Baryonic Infall*, *Astrophys. J.* **301** (1986) 27.
- [40] O. Y. Gnedin, A. V. Kravtsov, A. A. Klypin and D. Nagai, *Response of dark matter halos to condensation of baryons: Cosmological simulations and improved adiabatic contraction model*, *Astrophys. J.* **616** (2004) 16–26, [[astro-ph/0406247](#)].
- [41] E. D’Onghia, V. Springel, L. Hernquist and D. Keres, *Substructure Depletion in the Milky Way Halo by the Disk*, *Astrophys. J.* **709** (Feb, 2010) 1138–1147, [[0907.3482](#)].
- [42] S. Garrison-Kimmel, A. Wetzel, J. S. Bullock, P. F. Hopkins, M. Boylan-Kolchin, C.-A. Faucher-Giguère et al., *Not so lumpy after all: modelling the depletion of dark matter subhaloes by Milky Way-like galaxies*, *Mon. Not. Roy. Astron. Soc.* **471** (Oct, 2017) 1709–1727, [[1701.03792](#)].
- [43] N. W. Evans, J. L. Sanders and A. Geringer-Sameth, *Simple J-Factors and D-Factors for Indirect Dark Matter Detection*, *Phys. Rev.* **D93** (2016) 103512, [[1604.05599](#)].
- [44] N. Hiroshima, M. Hayashida and K. Kohri, *Dependence of accessible dark matter annihilation cross-sections on the density profiles of dwarf spheroidal galaxies with the Cherenkov Telescope Array*, *Phys. Rev.* **D99** (2019) 123017, [[1905.12940](#)].
- [45] L. Posti and A. Helmi, *Mass and shape of the Milky Way’s dark matter halo with globular clusters from Gaia and Hubble*, *Astron. Astrophys.* **621** (Jan, 2019) A56, [[1805.01408](#)].
- [46] J. D. Simon, *Gaia Proper Motions and Orbits of the Ultra-faint Milky Way Satellites*, *Astrophys. J.* **863** (Aug, 2018) 89, [[1804.10230](#)].
- [47] L. L. Watkins, R. P. van der Marel, S. T. Sohn and N. W. Evans, *Evidence for an Intermediate-Mass Milky Way from Gaia DR2 Halo Globular Cluster Motions*, *arXiv e-prints* (Apr, 2018) arXiv:1804.11348, [[1804.11348](#)].

- [48] G. Monari, B. Famaey, I. Carrillo, T. Piffl, M. Steinmetz, R. F. G. Wyse et al., *The escape speed curve of the Galaxy obtained from Gaia DR2 implies a heavy Milky Way*, *Astron. Astrophys.* **616** (Aug, 2018) L9, [1807.04565].
- [49] F. Jiang and F. C. van den Bosch, *Statistics of dark matter substructure – III. Halo-to-halo variance*, *Mon. Not. Roy. Astron. Soc.* **472** (2017) 657–674, [1610.02399].
- [50] E. J. Tollerud, J. S. Bullock, L. E. Strigari and B. Willman, *Hundreds of Milky Way Satellites? Luminosity Bias in the Satellite Luminosity Function*, *Astrophys. J.* **688** (2008) 277–289, [0806.4381].
- [51] S. Koposov et al., *The Luminosity Function of the Milky Way Satellites*, *Astrophys. J.* **686** (2008) 279–291, [0706.2687].
- [52] SDSS collaboration, K. Abazajian et al., *The First data release of the Sloan Digital Sky Survey*, *Astron. J.* **126** (2003) 2081, [astro-ph/0305492].
- [53] D. S. Aguado, R. Ahumada, A. Almeida, S. F. Anderson, B. H. Andrews, B. Anguiano et al., *The Fifteenth Data Release of the Sloan Digital Sky Surveys: First Release of MaNGA-derived Quantities, Data Visualization Tools, and Stellar Library*, *Astrophys. J. Suppl. Ser.* **240** (Feb, 2019) 23, [1812.02759].
- [54] The LSST Operations Simulation Team, “Survey strategy.” <https://www.lsst.org/scientists/survey-design>, 2015.
- [55] The Dark Energy Survey, “Survey operations.” <https://www.darkenergysurvey.org/the-des-project/survey-and-operations/>, 2019.
- [56] H. Aihara et al., *The Eighth Data Release of the Sloan Digital Sky Survey: First Data from SDSS-III*, *Astrophys. J. Suppl. Ser.* **193** (Apr, 2011) 29, [1101.1559].
- [57] A. Geringer-Sameth, S. M. Koushiappas and M. Walker, *Dwarf galaxy annihilation and decay emission profiles for dark matter experiments*, *Astrophys. J.* **801** (2015) 74, [1408.0002].
- [58] K. Hayashi, K. Ichikawa, S. Matsumoto, M. Ibe, M. N. Ishigaki and H. Sugai, *Dark matter annihilation and decay from non-spherical dark halos in galactic dwarf satellites*, *Mon. Not. Roy. Astron. Soc.* **461** (2016) 2914–2928, [1603.08046].
- [59] S. Ando, A. Geringer-Sameth, N. Hiroshima, S. Hoof, R. Trotta and M. Walker. in preparation.
- [60] T. D. P. Edwards and C. Weniger, *A Fresh Approach to Forecasting in Astroparticle Physics and Dark Matter Searches*, *JCAP* **1802** (2018) 021, [1704.05458].
- [61] T. D. P. Edwards and C. Weniger, *swordfish: Efficient Forecasting of New Physics Searches without Monte Carlo*, **1712.05401**.
- [62] FERMI-LAT collaboration, F. Acero et al., *Development of the Model of Galactic Interstellar Emission for Standard Point-Source Analysis of Fermi Large Area Telescope Data*, *Astrophys. J. Suppl.* **223** (2016) 26, [1602.07246].
- [63] “Galprop.” <http://galprop.stanford.edu>.
- [64] M. Su, T. R. Slatyer and D. P. Finkbeiner, *Giant Gamma-ray Bubbles from Fermi-LAT: Active Galactic Nucleus Activity or Bipolar Galactic Wind?*, *Astrophys. J.* **724** (Dec., 2010) 1044–1082, [1005.5480].
- [65] M. Ackermann, A. Albert, W. B. Atwood, L. Baldini, J. Ballet, G. Barbiellini et al., *The Spectrum and Morphology of the Fermi Bubbles*, *Astrophys. J.* **793** (Sept., 2014) 64, [1407.7905].
- [66] M. Cirelli, G. Corcella, A. Hektor, G. Hutsi, M. Kadastik, P. Panci et al., *PPPC 4 DM ID: A Poor Particle Physicist Cookbook for Dark Matter Indirect Detection*, *JCAP* **1103** (2011) 051, [1012.4515].

- [67] P. Ciafaloni, D. Comelli, A. Riotto, F. Sala, A. Strumia and A. Urbano, *Weak Corrections are Relevant for Dark Matter Indirect Detection*, *JCAP* **1103** (2011) 019, [[1009.0224](#)].
- [68] CTA CONSORTIUM collaboration, M. Actis et al., *Design concepts for the Cherenkov Telescope Array CTA: An advanced facility for ground-based high-energy gamma-ray astronomy*, *Exper. Astron.* **32** (2011) 193–316, [[1008.3703](#)].
- [69] M. Ackermann et al., *Fermi-lat observations of the diffuse gamma-ray emission: Implications for cosmic rays and the interstellar medium*, *Astrophys. J.* **750** (2012) 3.
- [70] H. Silverwood, C. Weniger, P. Scott and G. Bertone, *A realistic assessment of the CTA sensitivity to dark matter annihilation*, *JCAP* **1503** (2015) 055, [[1408.4131](#)].
- [71] K. Bernlöhner, A. Barnacka, Y. Becherini, O. Blanch Bigas, E. Carmona, P. Colin et al., *Monte Carlo design studies for the Cherenkov Telescope Array*, *Astroparticle Physics* **43** (Mar, 2013) 171–188, [[1210.3503](#)].
- [72] V. Lefranc, G. A. Mamon and P. Panci, *Prospects for annihilating Dark Matter towards Milky Way’s dwarf galaxies by the Cherenkov Telescope Array*, *JCAP* **1609** (2016) 021, [[1605.02793](#)].