

# Deep reinforcement learning for scheduling in large-scale networked control systems

Adrian Redder\* Arunselvan Ramaswamy\*  
Daniel E. Quevedo\*

\* Faculty of Computer Science, Electrical Engineering and Mathematics, Paderborn University (e-mails: aredder@mail.upb.de, arunr@mail.upb.de, dquevedo@ieee.org)

**Abstract:** This work considers the problem of control and resource allocation in networked systems. To this end, we present DIRA a Deep reinforcement learning based Iterative Resource Allocation algorithm, which is *scalable* and *control-aware*. Our algorithm is tailored towards large-scale problems where control and scheduling need to act jointly to optimize performance. DIRA can be used to schedule general time-domain optimization based controllers. In the present work, we focus on control designs based on suitably adapted linear quadratic regulators. We apply our algorithm to networked systems with correlated fading communication channels. Our simulations show that DIRA scales well to large scheduling problems.

**Keywords:** Networked control systems, deep reinforcement learning, large-scale systems, resource scheduling, stochastic control.

## 1. INTRODUCTION

Sequential decision making in uncertain environments is a fundamental problem in the current data-driven society. They occur in cyber-physical systems such as smart-grids, vehicular traffic networks, Internet of Things or networked control systems (NCS), see, e.g., Stojmenovic (2014). Many of these problems are characterized by decision making under resource constraints. NCS consist of many inter-connected heterogeneous entities (controllers, sensors, actuators, etc.) that share resources such as communication & computation. The availability of these resources do not typically scale well with system size; hence effective resource allocation (scheduling) is necessary to optimize system performance.

A central problem in NCS is to schedule data transmissions to available communication links. Traditionally, this is tackled by periodic scheduling or event-triggered control algorithms, see Heemels et al. (2012) and Park et al. (2018). To solve the sensor scheduling problem, Ramesh et al. (2013) proposed a suboptimal approach, where scheduler and control designs are decoupled. They also show that for linear single-system problems with perfect communication, it is computationally difficult to find optimal solutions. It must be noted that scheduling controller-actuator signals is a non-convex optimization problem, see Peters et al. (2016).

Networked controllers often use existing resource allocation schemes, however, such schemes typically reduce waiting times, and/ or maximize throughput, see Sharma et al. (2006). However, such approaches are not context

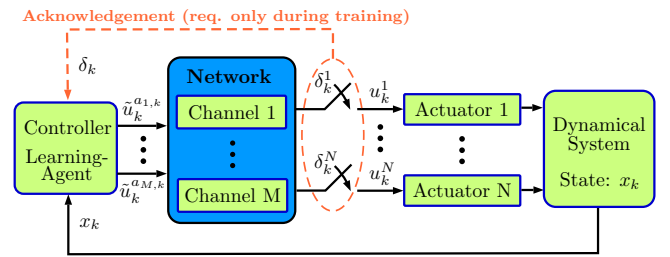


Fig. 1. Networked system with  $N$  independent actuator dynamics, controlled via  $M$  communication channels. At every time-step the controller uses state information to allocate actuator inputs to each channel.

aware, i.e. they do not take into account consequences of scheduling decisions on the system to be controlled. An additional challenge for scheduling problems stems from the inherent uncertainty in many NCS. Specifically, an accurate communication dynamics model is usually unknown, see also Eisen et al. (2018). To this end, a combined scheduling and control design, which can use system state information and performance feedback, where optimal control and resource allocation go hand in hand to jointly optimize performance is highly desirable. *In the present work, we tackle this problem by combining deep reinforcement learning and control theory.*

Deep reinforcement learning (RL) is a combination of RL and neural network based function approximators that tackles Bellmans curse of dimensionality, see Bellman (1957). The most popular algorithm is deep Q-learning, which achieved (super) human level performance in playing Atari games, see Mnih et al. (2015). Deep RL has been applied successfully to various control applications. Baumann et al. (2018) applied the recent success of actor-critic algorithms in an event-triggered control scenario. In Lenz

\* Research supported by the German Research Foundation (DFG) - 315248657.

8th IFAC Workshop on Distributed Estimation and Control in Networked Systems NECSYS 2019: Chicago, USA, 16-17 Sep. 2019

et al. (2015), the authors combined system identification based on deep learning with model predictive control.

Deep RL has been applied to resource allocation problems, see for example Mao et al. (2016). Demirel et al. (2018) and Leong et al. (2018) have shown the potential of deep RL for control and scheduling in NCS. However, these solutions do not extend well to large-scale problems, since the combinatorial complexity of the proposed algorithms grows rapidly with the number of systems and available resources.

The main contribution of this work is DIRA, a Deep RL based Iterative Resource Allocation algorithm. This algorithm is tailored towards large-scale resource allocation problems with a goal to improve performance in a control-aware manner. The algorithm uses system state information and control cost evaluations (performance feedback) to improve upon an initial random scheduling policy. Further, DIRA has the ability to adapt to a given control policy which allows for such performance feedback. For control, we present a simple yet effective design based on time-varying linear quadratic regulation. DIRA and the controller act jointly to optimize control performance. Our simulations show that DIRA scales well to large decision spaces using simple neural network architectures. Finally, we would like to highlight that DIRA does not require a network model, but implicitly learns network parameters. *To the best of our knowledge DIRA is the first scalable control-aware scheduling algorithm that accommodates correlated fading channels with unknown parameters.*

## 2. SCHEDULING AND CONTROL

### 2.1 Networked control system architecture

We consider a large networked control system with  $N$  discrete-time linear subsystems with state vectors  $x_k^i \in \mathbb{R}^{n_i}$ , control inputs  $u_k^i \in \mathbb{R}^{m_i}$  and i.i.d. noise processes  $w_k^i \sim \mathcal{N}(0, \Sigma_{w^i})$ . Here,  $k \geq 0$  denotes the discrete time index and  $1 \leq i \leq N$  denotes the subsystem index. The reader is referred to Fig. 1 for an illustration. We define concatenated state, control and noise vectors by  $x_k := (x_k^i)_{1 \leq i \leq N}$ ,  $u_k := (u_k^i)_{1 \leq i \leq N}$  and  $w_k := (w_k^i)_{1 \leq i \leq N}$ , respectively. Let  $n := \sum_{i=1}^N n_i$  and  $m := \sum_{i=1}^N m_i$ .

In this paper we allow for coupled subsystems. However, the input (actuator) dynamics are assumed to be independent. Hence the overall linear system dynamic is given by:

$$x_{k+1} = Ax_k + \underbrace{\begin{pmatrix} B^1 & & 0 \\ & \ddots & \\ 0 & & B^N \end{pmatrix}}_{:=B} u_k + w_k. \quad (1)$$

We define the single state quadratic costs  $g(x, u) := x^\top Wx + u^\top Ru$ , where  $W$  is a positive semi-definite matrix and  $R$  is a positive definite matrix. We assume that the pair  $[A, B]$  is controllable and that the pair  $[A, W^{1/2}]$  is observable.

The system is controlled by a central controller which has access to all state vectors  $x_k^i$ . The key feature of the problem at hand is that candidate control inputs  $\tilde{u}_k^i$  need to be transmitted over a limited number of fading

channels prone to dropouts. Specifically, we assume that at every time-step the controller can access  $M$  independent communication channels. Hence resource allocation of  $M$  channels to  $N$  controller-actuator links is necessary. In summary, the controller needs to select pairs  $(\tilde{u}_k^{a_{j,k}}, j)$ , where  $1 \leq j \leq M$  and  $a_{j,k} \in \{1, \dots, N\}$ , such that  $(\tilde{u}_k^{a_{j,k}}, j)$  denotes that candidate control signal  $\tilde{u}_k^{a_{j,k}}$  is sent to subsystem  $a_{j,k}$  using channel  $j$  at time  $k$ .

*Remark 1.* In this paper we assume that the probability of success for a particular channel is independent of other channel usage. Hence, using multiple channels in parallel enhances the probability of successful transmission. This allows for general decision spaces, where the controller can transmit candidate control signals  $\tilde{u}_k^i$  using multiply channels. Further, scenarios where  $M \geq N$  are also included. The reader must note, that our scheduling-algorithm does not rely on the above independence assumption, see section 4.2. Specifically, it always strives to improve control performance.

With regards to communication, we use correlated fading channels as described in Wang and Moayeri (1995) to model the communication network. More precisely, we describe  $M$  channels as Markov processes  $\{Z_k^j\}$  with state-space  $\mathcal{Z}_j = \{z_0^j, z_1^j, \dots, z_{K-1}^j\}$ , parameterized by tuples

$$(T_j, p_j, e_j) \quad \forall j \in \{1, \dots, M\}, \quad (2)$$

where  $T$  denotes the transition probability matrix,  $p$  denotes the steady state probability vector and  $e$  denotes the drop-out probability vector. In each channel state  $z_d^j$ , fading results in a communication drop out with a probability according to the  $d$ -th component of  $e_j$ . We assume, that at any time  $k$  the controller receives acknowledgment from each actuator for successful receptions of  $\tilde{u}_k^i$  during an initial “training phase”, see section 4.2. Let  $\delta_k^i$  be random variables such that  $\delta_k^i = 1$ , if a control signal  $\tilde{u}_k^i$  is successfully received at actuator  $i$ . We define the NCS inputs as

$$u_k^i := \begin{cases} \tilde{u}_k^i, & \text{if } \delta_k^i = 1, \\ 0, & \text{otherwise.} \end{cases}$$

This corresponds to a zero-input strategy in case of no available control data. We refer the reader to Schenato (2009) for a comparison between zero-input and hold-input strategies over lossy networks.

We consider that the parameters defining the communication network (2) are unknown. Estimating unknown parameters for a possibly time varying environment in an online manner is a difficult problem, Eisen et al. (2018). Often, the estimation relies on repeated test signals, with a large enough sample size, which could be expensive. In this work, we assume that the controller has to act solely based on information gathered when transmitting over the network.

### 2.2 Joint scheduling and control problem

In the described NCS setup, the controller has to schedule each of the  $M$  channels to one of the  $N$  subsystem actuators. For each channel,  $a_{j,k} \in \{1, \dots, N\}$  defines a decision variable such that  $a_{j,k} = i$ , if channel  $j$  is scheduled to subsystem  $i$ . Hence, at any time  $k$  the decision (action) space of the scheduling problem is given by

$$\mathcal{A}_s = \{a_k = (a_{1,k}, \dots, a_{M,k}) \mid 1 \leq a_{j,k} \leq N, 1 \leq j \leq M\}.$$

Therefore, the action space has a size of  $|\mathcal{A}_s| = N^M$ . Recall that we allow the controller to use multiple distinguishable resources to close the controller-actuator links.

The controller wishes to find a stationary joint control-scheduling policy  $\pi$  mapping states to admissible control-scheduling decisions, i.e. at any time  $k$  the controller needs to select  $a_k \in \mathcal{A}_s$  and  $u_k^i \in \mathbb{R}^{m_i}$  for all  $i \in a_k$ . Define the corresponding action space as

$$\mathcal{A} = \{(u_k^{a_{1,k}}, 1), \dots, (u_k^{a_{M,k}}, M)\} \mid a_{j,k} \in \mathbb{N}_{<N}, u_k^i \in \mathbb{R}^{m_i}.$$

We can represent the joint control-scheduling policy by a pair  $(\pi_c, \pi_s)$ , where

$$\pi_s : \mathbb{R}^n \rightarrow \mathcal{A}_s, \quad \pi_c : \mathbb{R}^n \times \mathcal{A}_s \rightarrow \mathcal{A}.$$

The expected average cost following a stationary policy  $\pi$  with initial state  $x$  reads

$$J^\pi(x) = \limsup_{T \rightarrow \infty} \frac{1}{T} \mathbb{E}_{x_k, u_k \sim \mathcal{E}} \left\{ \sum_{k=n}^{T+n-1} g(x_k, u_k) \mid x_n = x \right\},$$

where  $\mathbb{E}_{\xi \sim \zeta} \{\cdot\}$  denotes the expected value, with  $\xi$  distributed according to  $\zeta$ . Here,  $\mathcal{E}$  denotes the system environment represented by the stochastic processes

$$(w_k^1, \dots, w_k^N, Z_k^1, \dots, Z_k^M, k \geq 0).$$

The direct minimization of  $J^\pi(x)$  over all admissible policies for all states  $x \in \mathbb{R}^n$  is a difficult problem. This stems from the fact that the space of admissible control signals is discrete-continuous and non-convex. Additionally, the expectation in the above equation is with respect to the Markov process dynamics which are unknown. All these challenges motivate the use of model-free learning techniques in combination with linear control theory to find a possibly suboptimal solution for the joint scheduling and control problem.

### 3. DEEP RL FOR CONTROL-AWARE RESOURCE SCHEDULING

To obtain a tractable solution, we shall decompose the joint scheduling and control problem into the following parts:

- (i) A deep RL based scheduler DIRA, which iteratively picks actions  $a_k \in \mathcal{A}_s$  at every time  $k$ .
- (ii) A time-varying linear quadratic controller which computes candidate control signals  $\tilde{u}_k^i$  based on the scheduling decisions  $a_k$  and the approximated success probability of each controller-actuator link.

We describe the scheduler-design and controller-design in Section 3.3 and Section 4.1, respectively. In section 4.2, we combine these components to obtain an algorithm for joint control and communication. Before proceeding, we give some background on deep reinforcement learning.

#### 3.1 Background on deep RL

In RL an agent seeks to find a solution to a Markov decision process (MDP) with state space  $\mathcal{S}$ , action space  $\mathcal{A}$ , transition dynamics  $P$ , reward function  $r(s, a)$  and discount factor  $\gamma \in (0, 1]$ . It does so by interacting with an environment  $\mathcal{E}$  via a constantly evolving policy  $\pi : \mathcal{S} \rightarrow \mathcal{A}$ .

An optimal solution to an MDP is obtained by solving the Bellman equation given by

$$Q^*(s, a) = \mathbb{E}_{s', r \sim \mathcal{E}} \left\{ r(s, a) + \gamma \max_{a' \in \mathcal{A}} Q^*(s', a') \mid s, a \right\}.$$

Deep RL approaches such as deep Q-Learning seek to estimate  $Q^*$  (also known as Q-factors) for every state-action pair. The resulting optimal policy  $\pi^*$  is given by

$$\pi^*(s) = \arg \max_{a \in \mathcal{A}} Q^*(s, a), \quad \forall s \in \mathcal{S}. \quad (3)$$

Deep Q-Learning seeks to find the best neural network based approximation  $Q(s, a; \theta^*)$  of  $Q^*(s, a)$  for every state-action pair, see Mnih et al. (2015). This is done by performing mini-batch gradient descent steps to minimize the squared Bellman loss  $(y_k - Q(s, a; \theta))^2$ , at every time  $k$ , with the target values

$$y_k = r(s, a) + \gamma \max_{a' \in \mathcal{A}} Q(s', a'; \theta).$$

These mini-batches are sampled from an experience replay  $\mathcal{R}$  to reduce the bias towards recent interactions.

Value function based methods such as Q-Learning seek to find an optimal policy implicitly. On the other hand, it is also possible to directly parameterize a policy and train it to optimize a performance criterion. Examples include actor-critic style algorithms. We refer the reader to Sutton and Barto (2018) for details on policy based methods.

#### 3.2 DQN for resource allocation

Let us say that we are given a control policy  $\pi_c$ . In principle, we can find a control-aware scheduling policy  $\pi_s$  using the DQN paradigm as described in Section 3.1. For this, we define an MDP  $\mathcal{M}_1$ , with state space  $\mathcal{S}_1 = \mathbb{R}^n$ , action space

$$\mathcal{A}_1 = \{(a_{1,k}, \dots, a_{M,k}) \mid 1 \leq a_{i,k} \leq N, 1 \leq i \leq M\},$$

reward signal  $r_k = -g(x_k, u_k)$  and discount factor  $\gamma \in (0, 1]$ . By assigning the negative one-stage cost as a reward, a solution to  $\mathcal{M}_1$  minimizes the discounted cost

$$\limsup_{T \rightarrow \infty} \mathbb{E}_{x_k, u_k \sim \mathcal{E}} \left\{ \sum_{k=0}^{T-1} \gamma^k g(x_k, u_k) \mid \pi_c \right\}.$$

Unfortunately, the direct application of Deep Q-Learning to solve this MDP is infeasible when  $N$  and  $M$  are large, since the algorithm is usually divergent for large action spaces of size  $|\mathcal{A}| = N^M$ . The next subsection presents a reformulation of  $\mathcal{M}_1$ , which goes beyond DQN to address this scalability issue. In section 4.1 we present a control policy design  $\pi_c$ , which adapts to the learned schedule  $\pi_s$ .

#### 3.3 An MDP for iterative resource allocation

The intractability of the scheduling problem for large action spaces, is addressed by exploiting the inherent iterative structure of the resource allocation problem. Let us say that the system state is  $x_k$  at time  $k$ . The scheduler DIRA iteratively picks component-actions  $a_{1,k}, \dots, a_{M,k}$  to obtain scheduling action  $a_k$ . Recall that  $a_{j,k} = i$  when subsystem  $i$  is allocated to channel  $j$ . Once  $a_k$  is picked, the controller transmits the associated control signals, see Fig. 1. After that, the scheduler receives acknowledgments  $\delta_k^i$ , which enables the computation of the reward signal  $r_k = -g(x_k, u_k)$  (performance feedback).

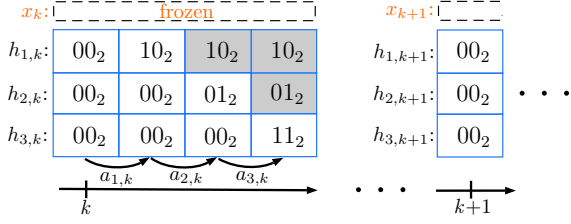


Fig. 2. Iterative selection procedure for  $N = M = 3$ . The system is in state  $x_k$  and  $h_k$  is initialized to  $\underline{0}$ . Component actions  $a_{j,k}$  are selected as a function of the intermediate states  $(x_k, h_k)$ . Let us say  $a_{1,k} = 2$ ,  $a_{2,k} = 1$  and  $a_{3,k} = 3$ , then  $h_k$  is updated to  $(10_2, 00_2, 00_2)$ , followed by updates to  $(10_2, 01_2, 00_2)$  and  $(10_2, 01_2, 11_2)$ . Thus  $a_k = (2, 1, 3)$  is selected.

Let us construct an  $M$ -dimensional representation vector

$$h_k := (h_{1,k}, \dots, h_{M,k}) \in \mathcal{H},$$

where  $h_{j,k}$  is the binary representation of action  $a_{j,k}$  and  $\mathcal{H}$  denotes the space of all possible representation vectors  $h_k$ . We define intermediate states as  $(x_k, h_k)$ , where each element of  $h_k$  is assigned iteratively at a fast rate between successive time-steps  $k$  and  $k+1$ , as illustrated in Fig. 2.

Let  $x, x' \in \mathcal{S}_1$  and  $h, h' \in \mathcal{H}$ . We say that  $(x, h)$  and  $(x', h')$  are “equivalent” iff  $x = x'$ . We define an equivalence class by  $[x] := \{(x', h) \mid (x', h) \in \mathcal{S}_1 \times \mathcal{H}, x' = x\}$ . Between times  $k$  and  $k+1$ , the system state  $x_k$  is frozen, while the representation vector  $h_k$  changes.<sup>1</sup> Hence all the intermediate states are equivalent. The idea of freezing a portion of the state space is inspired by Mao et al. (2016). We defined this equivalence, since we assign the same reward  $r_k$  to all intermediate actions  $a_{j,k}$ . This is because the  $a_{j,k}$ ’s are combined to obtain the action  $a_k$ , which in turn results in one single stage cost.

We therefore have a *natural MDP reformulation*  $\mathcal{M}_2$  to embed the above iterative procedure:

$\mathcal{S}_2$  : contains all state equivalence classes as defined above.

$\mathcal{A}_2$  : is given by  $\{1, \dots, N\}$ .

$r$  : is given by  $-g(x_k, u_k)$ .

$\gamma$  : is the discount factor such that  $\gamma \in (0, 1]$ .

In the next section we will solve  $\mathcal{M}_2$  using the *DQN* paradigm. An important consequence of the reformulation is that  $\mathcal{M}_2$  has an action space of size  $|\mathcal{A}_2| = N$ , opposed to  $|\mathcal{A}_1| = N^M$ .

## 4. JOINT CONTROL AND COMMUNICATION

### 4.1 Controller design

Until now we have considered how to schedule resources for a given control policy. On the one hand, we achieve “control-awareness” of our scheduler by providing the negative one stage costs as rewards in our MDP, see Section 3.3. On the other hand, we achieve “schedule awareness” by parameterizing a linear quadratic regulator by the expected rates at which the control loops are closed. Specifically, we approximate the success probabilities of each controller-actuator link by a moving average and update the controller during runtime.

<sup>1</sup> Note that other encoding schemes such as one-hot encoding may be used to represent the  $a_{j,k}$ ’s.

The system dynamics in (1) can be written in terms of the success signals  $\delta_k^i$  by defining  $\Delta_k = \text{diag}(\{I_{m_i} \delta_k^i\}_{i=1}^N)$ , where  $I_{m_i}$  denotes the identity matrix of dimension  $m \times m$ . Then define  $B_{\Delta_k} := B \Delta_k$ .

Consider the LQR problem with finite horizon  $T$ :

$$\min_{\{u_k\}_{k=0,1,\dots,T-1}} \mathbb{E} \left\{ x_T^\top W x_T + \sum_{k=0}^{T-1} x_k^\top W x_k + u_k^\top R u_k \right\}, \quad (4)$$

$$\text{s.t.} \quad x_{k+1} = A x_k + B_{\Delta_k} u_k + w_k.$$

Assume that  $B_{\Delta_k}$ ’s are independent with finite second moments. Then the dynamic programming framework yields the following optimal finite horizon solution to (4)

$$u_k^* = - (R + \mathbb{E} \{ B_{\Delta_k}^\top K_{k+1} B_{\Delta_k} \})^{-1} \mathbb{E} \{ B_{\Delta_k}^\top \} K_{k+1} A x_k$$

with  $K_T = W$ ,

$$K_k = A^\top K_{k+1} A + W - A^\top K_{k+1} \mathbb{E} \{ B_{\Delta_k} \} \times (R + \mathbb{E} \{ B_{\Delta_k}^\top K_{k+1} B_{\Delta_k} \})^{-1} \mathbb{E} \{ B_{\Delta_k}^\top \} K_{k+1} A. \quad (5)$$

We will use the steady state controller

$$u_k = - (R + \mathbb{E} \{ B_{\Delta_k}^\top K_\infty B_{\Delta_k} \})^{-1} \mathbb{E} \{ B_{\Delta_k}^\top \} K_\infty A x_k \quad (6)$$

$$\text{with } K_\infty = A^\top K_\infty A + W - A^\top K_\infty \mathbb{E} \{ B_{\Delta_k} \} \times (R + \mathbb{E} \{ B_{\Delta_k}^\top K_\infty B_{\Delta_k} \})^{-1} \mathbb{E} \{ B_{\Delta_k}^\top \} K_\infty A. \quad (7)$$

It is important to point out that equation (7) may not necessarily have a solution, i.e., (5) may not converge to a stationary value, see Section 3.1. of Bertsekas (2017). The following lemma establishes conditions such that (7) has a steady state solution. It extends Ku and Athans (1977) to the case where  $B$  is disturbed by a multiplicative diagonal matrix.

*Lemma 2.* A steady state solution for (5) exists if

$$\lambda_{\max}(\Gamma A) < 1,$$

where  $\Gamma$  is defined by

$$\Gamma = \text{diag} \left( \left\{ I_{n_i} \left( \sqrt{1 - \mathbb{E} \{ \delta_k^i \}} \right) \right\}_{i=1}^N \right)$$

and  $\lambda_{\max}(\cdot)$  denotes the largest absolute eigenvalue.

**Proof.** Consider the recursive Riccati equation (5). Define  $\alpha = \mathbb{E} \{ \Delta_k \}$ . Observe that, since  $B^\top K_{k+1} B$  is a symmetric matrix it commutes with the diagonal matrix  $\Delta_k$ . Thus  $\mathbb{E} \{ B_{\Delta_k}^\top K_{k+1} B_{\Delta_k} \} = \alpha^2 B^\top K_{k+1} B$ , since  $\delta_k^i$  are i.i.d. Bernoulli. Using the above observations we can rewrite  $\mathbb{E} \{ B_{\Delta_k} \} (R + \mathbb{E} \{ B_{\Delta_k}^\top K_{k+1} B_{\Delta_k} \})^{-1} \mathbb{E} \{ B_{\Delta_k}^\top \}$  from (5) as  $\alpha \left( \frac{1}{\alpha^2} R + B^\top K_{k+1} B \right)^{-1}$ .

Notice that  $B \alpha = \beta B$ , with  $\beta = \text{diag}(\{I_{n_i} \mathbb{E} \{ \delta_k^i \}\}_{i=1}^N)$ . Then, the Riccati equation (5) can be rewritten as  $K_k = A^\top (1 - \beta) K_{k+1} A + Q + A^\top \beta M_k A$ , where  $M_k := K_{k+1} - K_{k+1} B \left( \frac{1}{\alpha^2} R + B^\top K_{k+1} B \right)^{-1} B^\top K_{k+1}$  (as  $\beta$  commutes with  $K_{k+1}$ ). Now, using arguments that are similar to Ku and Athans (1977) we obtain  $M_k \leq L \forall k$ . If we define  $W' := W - A^\top (1 - \beta) L A$ , then we have

$$K_k \leq A^\top (1 - \beta)^{1/2} K_{k+1} (1 - \beta)^{1/2} A + W'. \quad (8)$$

Finally, if the eigenvalues of  $(1 - \beta)^{1/2} A := \Gamma A$  lie in the unit circle, then the recursion associated with (8) converges by Lyapunov stability theory and so does recursion (5).

Under the conditions of Lemma 2 we will use (6) as a time-varying control policy in combination with our iterative scheduling algorithm. Specifically, we calculate  $K_\infty$  using a sample based approximation of  $\mathbb{E}\{\delta_k^i\}$ . In doing this, the controller varies according to the expected rate at which the controller-actuator links are closed and therefore adapts to the scheduling policy  $\pi_s$ . After a scheduling action  $a_k \in \mathcal{A}_s$  is chosen, we transmit

$$\tilde{u}_k = -\left(R + \mathbb{E}\{B_{\Delta_k}^\top K_\infty B_{\Delta_k} | a_k\}\right)^{-1} \mathbb{E}\{B_{\Delta_k}^\top | a_k\} K_\infty A x_k$$

according to  $a_k$ , where the expectations are evaluated with respect to the actual scheduling action  $a_k$  and the approximated success rates. This corresponds to a one-step look-ahead controller using  $K_\infty$  as terminal costs.

#### 4.2 DIRA

The combination of the scheduler (Section 3.3) and controller designs (Section 4.1) results in the Deep Q-Learning based Iterative Resource Allocation (DIRA) algorithm with time-varying linear quadratic regulation (LQR).

---

##### Algorithm 1 DIRA with time-varying LQR

---

- 1: Initialize the Q-network weights  $\theta$  and  $\theta_{\text{target}}$ .
  - 2: Initialize replay memory  $\mathcal{R}$  to size  $G$ .
  - 3: **for** the entire duration **do**
  - 4:   Select action  $a_k$  as described in section 3.3 with exploration parameter  $\epsilon$ .
  - 5:   Execute  $a_k$  to obtain reward  $r_k$  and state  $s_{k+1}$ .
  - 6:   Store selection history in  $\mathcal{R}$ , by associating  $r_k$  and  $s_{k+1}$  to each intermediate state of step 4.
  - 7:   **for** each intermediate state **do**
  - 8:     Sample a random minibatch of  $N$  transitions  $(s_k, a_k, r_k, s_{k+1})$  from  $\mathcal{R}$ .
  - 9:     Set  $y_j = r_j + \gamma \max_{a'} Q(s_{j+1}, a'; \theta_{\text{target}})$
  - 10:    Gradient descent step on  $(y_j - Q(s_j, a_j; \theta))^2$ .
  - 11:   **end for**
  - 12:    $\theta_{\text{target}} = (1 - \tau)\theta_{\text{target}} + \tau\theta$ .
  - 13:   Every  $c$  steps approximate  $K_\infty$ .
  - 14: **end for**
- 

At each time-step  $k$  an action is selected in an  $\epsilon$ -greedy manner. Specifically, we pick a random action  $a_k$  with probability  $\epsilon$ , and we pick a greedy action for all intermediate states as in (3) with probability  $1 - \epsilon$ . During training, the exploration parameter  $\epsilon$  is decreased to transition from exploration to exploitation. In step 8, the targets for the Q-Network are computed using a target network with weights  $\theta_{\text{target}}$ . In step 12, the weights  $\theta_{\text{target}}$  are updated to slowly track the values of  $\theta$ . This technique results in less variation of the target values, which improves learning, see Mnih et al. (2015). In step 13, we approximate  $K_\infty$  using samples of  $\Delta_k$  from the last  $D$  time-steps. Updating the control policy at every time-step increases the computational effort since the Riccati equation has to be solved accurately at every time-step. Additionally, updating the control policy frequently induces non-stationarity into the environment, which makes learning difficult. This is similar to the reason why target networks are used. Therefore, we update the control policy only every  $c$  steps.

*Remark 3.* Acknowledgment of successful transmissions are only necessary in the learning phase. Thus, a converged policy can be used without any communication overhead.

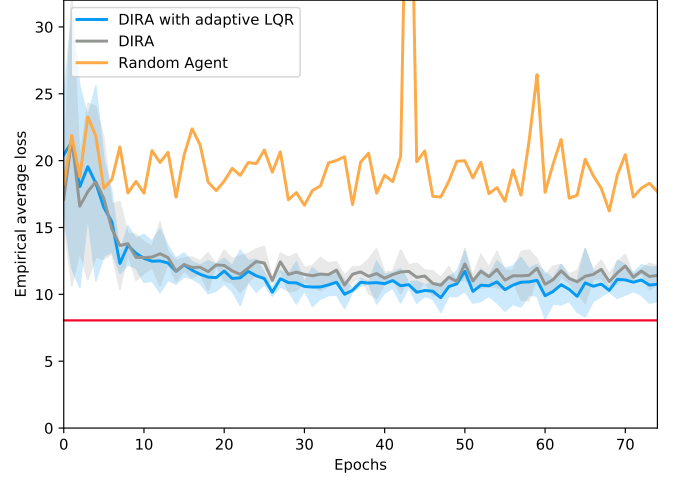


Fig. 3. Empirical average control loss averaged over 15 training runs for a NCS with  $N = 8$  actuators and  $M = 6$  channels. As a baseline, the red line corresponds to the LQR control loss (no network).

## 5. NUMERICAL RESULTS

**Experimental set-up:** We conducted three sets of experiments for a varying number of subsystems and resources. Specifically, we evaluate the scaling of our algorithm by considering the pairs  $(N = 8, M = 6)$ ,  $(N = 12, M = 9)$ ,  $(N = 16, M = 12)$ . The systems are generated using random second order subsystems, which are coupled weakly according to a random graph. Regarding stability, we generated 50% of the subsystems as open-loop stable and 50% as open-loop unstable, with at least one eigenvalue in range  $(1, 1.5)$ . Additionally, the systems are selected such that the optimal loss per subsystem equals approximately 1. For communication, we consider two state Markov models known as Gilbert-Elliott models. We consider two channel types with average error probability  $p_1 = 0.99$  and  $p_2 = 0.93$ . In every experiment 1/3 of the channels are of type 1 and 2/3 are of type 2.

We would like to highlight, that in all our experiments a uniformly random scheduling policy results in an unstable system. On the other hand, a slightly more “clever” random policy, which assigns channels randomly according to the degree of stability of each subsystem, is able to stabilize the system in each experiment. In the following we refer to this policy as the “Random Agent”.

**Algorithm hyper-parameters:** In all experiments, the Q-Network is parameterized by a single hidden layer neural network, which is trained using the optimizer ADAM with learning rate  $e^{-6}$ , see Kingma and Ba (2015). The training phase is implemented episodically. Specifically, the agent interacts with the system for 75 epochs of horizon  $T = 500$ , where the system state is reset after each epoch. For the three sets of experiments we vary the following parameters: We used (2048, 4096, 6144) for the number of rectifier units in the hidden layer of the Q-Network; we initialized  $\epsilon$  to 1 and attenuated it to 0.001 at attenuation rates (0.99995, 0.99997, 0.99999); we used (75000, 100000, 125000) for the replay memory size  $G$ . In all experiments we used:  $\gamma = 0.95$ ; minibatch size 40;  $\tau = 0.005$ ;  $c = T$ ;  $D = 4T$ .



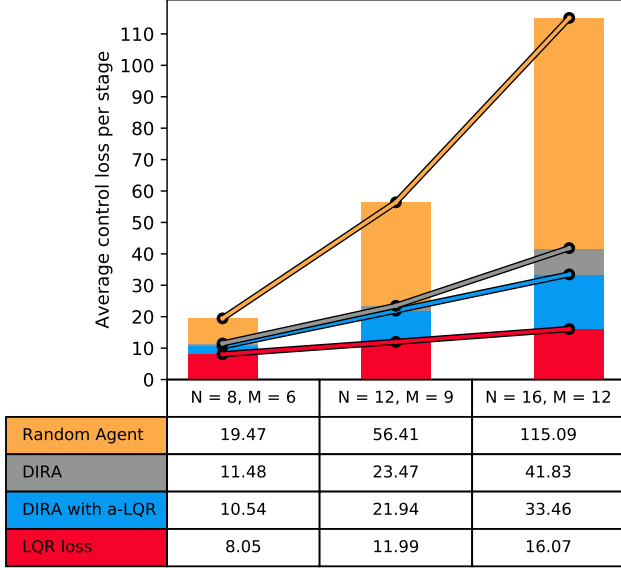


Fig. 4. Empirical per stage control losses obtained by Monte Carlo averaging using final/trained policies.

Fig. 3 shows the learning progress of our iterative agent DIRA for  $(N=8, M=6)$  averaged over 15 Monte Carlo runs. For illustration, we compare DIRA with adaptive LQR to DIRA, where  $\mathbb{E}\{\delta_k^i\}$  is estimated a priori with samples generated by the Random Agent, and to the Random Agent. For the learning agents, we also display two standard deviations as shaded areas around the mean loss. DIRA with adaptive LQR improves upon the initial random policy and improves further upon the initial estimate of  $K_\infty$ . We observed empirically that after convergence of DIRA it is useful to increase  $D$  to speed up the convergence of  $K_\infty$ . Our algorithm finds a policy, which achieves a control loss of approximately 10.54 per stage, while the optimal cost per stage under perfect communication is 8.05. This is significant, especially when taking into account that the neural network architecture is simple.

Fig. 4 compares the training results for all three experiments. We observe that DIRA is able to achieve good performance for the set-ups examined. Recall that in our three experiments the decision space has a size of  $N^M$  which is approximately  $(2.6 \times 10^5, 5.2 \times 10^9, 2.8 \times 10^{14})$ , respectively. DIRA is able to find good policies in these large decision spaces.

## 6. CONCLUSION

We presented DIRA, an iterative deep RL based resource allocation algorithm for control-aware scheduling in NCS. Our simulations showed that our co-design solution is scalable to large decision spaces. In the future we plan to consider state estimation, scheduling of sensor-controller links as well as the controller-actuator side and time-varying resources. Finally, we are also working towards a theoretical stability result.

## ACKNOWLEDGEMENTS

The authors would like to thank the Paderborn Center for Parallel Computing (PC<sup>2</sup>) for granting access to their computational facilities.

## REFERENCES

- Baumann, D., Zhu, J.J., Martius, G., and Trimpe, S. (2018). Deep reinforcement learning for event-triggered control. In *IEEE 57th CDC*.
- Bellman, R. (1957). *Dynamic Programming*. Rand Corporation research study. Princeton University Press.
- Bertsekas, D.P. (2017). *Dynamic Programming and Optimal Control, Vol. I*. Athena Scientific, 4th edition.
- Demirel, B., Ramaswamy, A., Quevedo, D.E., and Karl, H. (2018). Deepcas: A deep reinforcement learning algorithm for control-aware scheduling. *IEEE Control Systems Letters*, 2(4).
- Eisen, M., Gatsis, K., Pappas, G.J., and Ribeiro, A. (2018). Learning in wireless control systems over non-stationary channels. *IEEE Transactions on Signal Processing*, 67(5).
- Heemels, W.P.M.H., Johansson, K.H., and Tabuada, P. (2012). An introduction to event-triggered and self-triggered control. In *IEEE 51st CDC*.
- Kingma, D.P. and Ba, J. (2015). Adam: A method for stochastic optimization. In *ICLR*.
- Ku, R. and Athans, M. (1977). Further results on the uncertainty threshold principle. *IEEE Transactions on Automatic Control*, 22(5).
- Lenz, I., Knepper, R.A., and Saxena, A. (2015). Deepmpc: Learning deep latent features for model predictive control. In *Robotics: Science and Systems*.
- Leong, A.S., Ramaswamy, A., Quevedo, D.E., Karl, H., and Shi, L. (2018). Deep reinforcement learning for wireless sensor scheduling in cyber-physical systems. *arXiv:1809.05149*.
- Mao, H., Alizadeh, M., Menache, I., and Kandula, S. (2016). Resource management with deep reinforcement learning. In *ACM Workshop on Hot Topics in Networks*.
- Mnih, V., Kavukcuoglu, K., Silver, D., et al. (2015). Human-level control through deep reinforcement learning. *Nature*, 518(7540).
- Park, P., Coleri Ergen, S., Fischione, C., Lu, C., and Johansson, K.H. (2018). Wireless network design for control systems: A survey. *IEEE Communication Surveys Tutorials*, 20(2).
- Peters, E.G., Quevedo, D.E., and Fu, M. (2016). Controller and scheduler codesign for feedback control over IEEE 802.15.4 networks. *IEEE Transactions on Control Systems Technology*, 24(6).
- Ramesh, C., Sandberg, H., and Johansson, K.H. (2013). Design of state-based schedulers for a network of control loops. *IEEE Transactions on Automatic Control*, 58(8).
- Schenato, L. (2009). To zero or to hold control inputs with lossy links? *IEEE Trans. on Automatic Control*, 54(5).
- Sharma, G., Mazumdar, R.R., and Shroff, N.B. (2006). On the complexity of scheduling in wireless networks. In *12th int. conf. on Mobile computing and networking*.
- Stojmenovic, I. (2014). Machine-to-machine communications with in-network data aggregation, processing, and actuation for large-scale cyber-physical systems. *IEEE Internet of Things Journal*, 1(2).
- Sutton, R.S. and Barto, A.G. (2018). *Reinforcement Learning: An Introduction*. Cambridge MIT Press, 2nd edition.
- Wang, H. and Moayeri, N. (1995). Finite-state Markov channel—a useful model for radio communication channels. *IEEE Trans. on Vehicular Technology*, 44(1).