
ATOMIC COMMITMENT ACROSS BLOCKCHAINS

A PREPRINT

Victor Zakhary

Department of Computer Science
UC Santa Barbara
Santa Barbara, CA 93106
victorzakhary@ucsb.edu

Divyakant Agrawal

Department of Computer Science
UC Santa Barbara
Santa Barbara, CA 93106
divyagrawal@ucsb.edu

Amr El Abbadi

Department of Computer Science
UC Santa Barbara
Santa Barbara, CA 93106
elabbadi@ucsb.edu

May 19, 2021

ABSTRACT

The recent adoption of blockchain technologies and open permissionless networks suggest the importance of peer-to-peer atomic cross-chain transaction protocols. Users should be able to atomically exchange tokens and assets without depending on centralized intermediaries such as exchanges. Recent peer-to-peer atomic cross-chain swap protocols use hashlocks and timelocks to ensure that participants comply to the protocol. However, an expired timelock could lead to a violation of the all-or-nothing atomicity property. An honest participant who fails to execute a smart contract on time due to a crash failure or network delays at her site might end up losing her assets. Although a crashed participant is the only participant who ends up worse off, current proposals are unsuitable for atomic cross-chain transactions in asynchronous environments where crash failures and network delays are the norm. In this paper, we present AC³WN, the first decentralized all-or-nothing *atomic* cross-chain commitment protocol. The redeem and refund events of the smart contracts that exchange assets are modeled as conflicting events. An open permissionless network of witnesses is used to guarantee that conflicting events could never simultaneously occur and either all smart contracts in an atomic cross-chain transaction are redeemed or all of them are refunded.

Keywords Atomic Commitment, Blockchains

1 Introduction

The wide adoption of permissionless open blockchain networks by both industry (e.g., Bitcoin [22], Ethereum [28], etc) and academia (e.g., Bzycoin [18], Elastico [19], BitcoinNG [11], Algorand [21], etc) suggest the importance of developing protocols and infrastructures that support peer-to-peer atomic cross-chain transactions. Users, who usually do not trust each other, should be able to directly exchange their tokens and assets that are stored on different blockchains (e.g., Bitcoin and Ethereum) without depending on trusted third party intermediaries. Decentralized permissionless [20] blockchain ecosystems require infrastructure enablers and protocols that allow users to atomically exchange tokens without giving up trust-free decentralization, the main reasons behind using permissionless blockchain. We motivate the problem of atomic cross-chain transactions and discuss the current available solutions and their limitations through the following example.

Suppose Alice owns X bitcoins and she wants to exchange them for Y ethers. Luckily, Bob owns ether and he is willing to exchange his Y ethers for X bitcoins. In this example, Alice and Bob want to atomically exchange assets that reside in different blockchains. In addition, both Alice and Bob **do not trust** each other and in many scenarios, they might not be co-located to do this atomic exchange in person. Current infrastructures do not support these direct peer-to-peer transactions. Instead, both Alice and Bob need to **independently** exchange their tokens through a trusted centralized exchange, Trent (e.g., Coinbase [3] and Robinhood [4]) either through fiat currency or directly. Using Fiat, both Alice and Bob first exchange their tokens with Trent for a fiat currency (e.g., USD) and then use the earned fiat currency to buy the other token also from Trent or from another trusted exchange. Alternatively, some exchanges (e.g., Coinbase) allow their customers to directly exchange tokens (ether for bitcoin or bitcoin for ether) without going through fiat currencies.

These solutions have many drawbacks that make them unacceptable solutions for atomic peer-to-peer cross-chain transactions. *First*, both solutions require both Alice and Bob to trust Trent. This centralized trust requirement risks to derail the whole idea of blockchain’s trust-free decentralization [22]. *Second*, both solutions require Trent to trade in all involved resources (e.g., bitcoin and ether). This requirement is unrealistic especially if Alice and Bob want to exchange commodity resources (e.g., transfer a car ownership for bitcoin assuming car titles are stored in a blockchain [16, 29]). *Third*, both solutions do not achieve atomicity of the transaction among the involved participants. Alice might trade her bitcoin directly for ether or through a fiat currency while Bob has no obligation to execute his part of the swap. Finally, both solutions significantly increase the number of required transactions to achieve the intended cross-chain transaction, and hence drastically increases the imposed fees. One cross-chain transaction between Alice and Bob results in either four transactions (two between Alice and Trent and two between Bob and Trent) if fiat is used or at best two transactions (one between Alice and Trent and one between Bob and Trent) if assets are directly swapped.

An **Atomic Cross-Chain Transaction**¹, AC²T, is a distributed transaction that spans multiple blockchains. This distributed transaction consists of sub-transactions and each sub-transaction is executed on some blockchain. An **Atomic Cross-Chain Commitment**, AC³, protocol is required to execute AC²Ts. This protocol is a variation of traditional distributed atomic commitment protocols (e.g., 2PC [8, 14]). This protocol should guarantee both *atomicity* and *commitment* of AC²Ts. **Atomicity** ensures the **all-or-nothing** property where either all sub-transactions take place or none of them is executed. **Commitment** guarantees that any changes caused by a cross-chain transaction must eventually take place if the transaction is decided to commit. Unlike in 2PC and other traditional distributed atomic commitment protocols, atomic cross-chain commitment protocols are also trust-free and therefore must **tolerate** maliciousness [16].

A two-party atomic cross-chain swap protocol was originally proposed by Nolan [1, 23] and generalized by Herlihy [16] to process multi-party atomic cross-chain swaps. Both Nolan’s protocol and its generalization by Herlihy use smart contracts, hashlocks, and timelocks to execute atomic cross-chain swaps. A smart contract is a self executing contract (or a program) that gets executed in a blockchain once all the terms of the contract are satisfied. A hashlock is a cryptographic one-way hash function $h = H(s)$ that locks assets in a smart contract until a hash secret s is provided. A timelock is a time bounded lock that triggers the execution of a smart contract function after a pre-specified time period.

The atomic swap between Alice and Bob, explained in the earlier example, is executed using Nolan’s protocol as follows. Let a participant be the leader of the swap, say Alice. Alice creates a secret s , only known to Alice, and a hashlock $h = H(s)$. Alice uses h to lock X bitcoins in a smart contract SC_1 and publishes SC_1 in the Bitcoin network. SC_1 states to transfer X bitcoins to Bob if Bob provides the secret s such that $h = H(s)$ to SC_1 . In addition, SC_1 is locked with a timelock t_1 that refunds the X bitcoins to Alice if Bob fails to provide s to SC_1 before t_1 expires. As SC_1 is published in the Bitcoin network and made public to everyone, Bob can verify that SC_1 indeed transfers X bitcoins to the public address of Bob if Bob provides s to SC_1 . In addition, Bob learns h from SC_1 . Using h , Bob publishes a smart contract SC_2 in the Ethereum network that locks Y ethers in SC_2 using h . SC_2 states to transfer Y ethers to Alice if Alice provides the secret s to SC_2 . In addition, SC_2 is locked with a timelock $t_2 < t_1$ that refunds the Y ethers to Bob if Alice fails to provide s to SC_2 before t_2 expires.

Now, if Alice wants to redeem her Y ethers from SC_2 , Alice must reveal s to SC_2 before t_2 expires. Once s is provided to SC_2 , Alice redeems the Y ethers and s gets revealed to Bob. Now, Bob can use s to redeem his X bitcoins from SC_1 before t_1 expires. Notice that $t_1 > t_2$ is a necessary condition to ensure that Bob has enough time to redeem his X bitcoins from SC_1 after Alice provides s to SC_2 and before t_1 expires. If Bob provides s to SC_1 before t_1 expires, Bob successfully redeems his X bitcoins and the atomic swap is marked completed.

The case against the current proposals: if Bob fails to provide s to SC_1 before t_1 expires due to a crash failure or a network partitioning at Bob’s site, Bob loses his X bitcoins and SC_1 refunds the X bitcoins to Alice. This violation of the atomicity property of the protocol penalizes Bob for a failure that happens out of his control. Although a crashed participant is the only participant who ends up being worse off (Bob in this example), this protocol does not guarantee the atomicity of AC²Ts in asynchronous environments where crash failures, network partitioning, and message delays are the norm.

Another important drawback in Nolan’s and Herlihy’s protocols is the requirement of sequentially publishing the smart contracts in an atomic swap before the leader (Alice in our example) reveals the secret s . This requirement is necessary to ensure that the publishing events of all the smart contracts in the atomic swap *happen before* the redemption of any of the smart contracts. This causality requirement ensures that any malicious participant who declines to publish a smart contract does not take advantage of the protocol. However, the sequential publishing of smart contracts, especially in atomic swaps that include many participants, proportionally increases the latency of the swap to the number of sequentially published contracts.

¹Atomic Cross-Chain Transaction, AC²T, and Atomic Swap, AS, are interchangeably used.

In this paper, we propose AC^3WN , the first decentralized all-or-nothing **A**tomic **C**ross-**C**hain **C**ommitment protocol that uses an open **W**itness **N**etwork. The redemption and the refund events of smart contracts in AC^2T are modeled as conflicting events. A decentralized open network of witnesses is used to guarantee that conflicting events must never simultaneously take place and either all smart contracts in an AC^2T are redeemed or all of them are refunded. Unlike in Nolan’s and Herlihy’s protocols, AC^3WN allows all participants to concurrently publish their contracts in a swap resulting in a drastic decrease in an atomic swap’s latency. Our contribution is summarized as follows:

- We present AC^3WN , the first all-or-nothing atomic cross-chain commitment protocol. AC^3WN is decentralized and does not require to trust any centralized intermediary.
- We prove the correctness of AC^3WN showing that AC^3WN achieves both atomicity and commitment of AC^2Ts .
- Finally, we analytically evaluate AC^3WN in comparison to Herlihy’s [16] protocol. Unlike in Herlihy’s protocol where the latency of an atomic swap proportionally increases as the number of the sequentially published smart contracts in the atomic swap increases, our analysis shows that the latency of an atomic swap in AC^3WN is constant irrespective of the number of smart contracts involved.

The rest of the paper is organized as follows. In Section 2, we discuss the open blockchain data and transactional models. Section 3 explains the cross-chain distributed transaction model and Section 4 presents our atomic cross-chain commitment protocol. An analysis of the atomic cross-chain commitment protocol is presented in Section 5. The protocol is evaluated in Section 6 and the paper is concluded in Section 7.

2 Open Blockchain Models

2.1 Architecture Overview

An open permissionless blockchain system [20] (e.g., Bitcoin, Ethereum) typically consists of two layers: a storage layer and an application layer as illustrated in Figure 1. **The storage layer** comprises a decentralized distributed ledger managed by an open network of computing nodes. A blockchain system is permissionless if computing nodes can join or leave the network of its storage layer at any moment without obtaining a permission from a centralized authority. Each computing node, also called a miner, maintains a copy of the ledger. The ledger is a tamper-proof chain of blocks, hence named blockchain. Each block contains a set of valid transactions that transfer assets among end-users. **The application layer** comprises end-users who communicate with the storage layer via *message passing* through a client library. End-users have identities, defined by their public keys, and signatures, generated using their private keys. Digital signatures are the end-users’ way to generate transactions as explained later in Section 2.3. End-users submit their transactions to the storage layer through a client library. Transactions are used to transfer assets from one identity to another. End-users multicast their transaction messages to mining nodes in the storage layer.

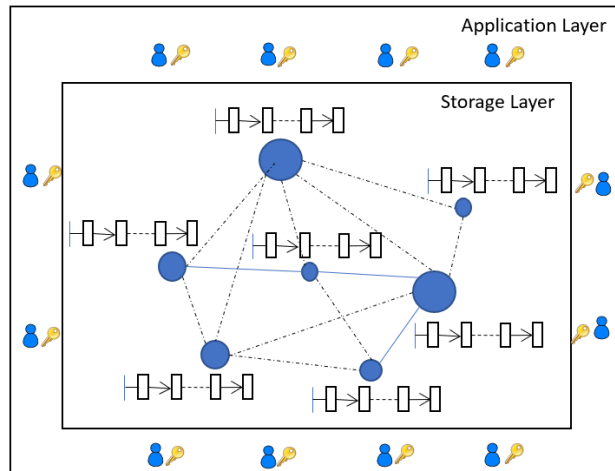


Figure 1: Open blockchain architecture overview.

A mining node validates the transactions it receives and valid transactions are added to the current block of a mining node. Miners run a consensus protocol through mining to agree on the next block to be added to the chain. A miner who mines a block gets the right to add its block to the chain and multicasts it to other miners. To make progress, miners

accept the first received mined block after verifying it and start mining the next block². Sections 2.2 and 2.3 explain the data model and the transactional model of open blockchain systems respectively.

2.2 Data Model

The storage layer stores the ownership information of assets in the system in the blockchain. The ownership is determined through identities and identities are typically implemented using public keys. For example, the Bitcoin blockchain stores the information of the most recent owner of every bitcoin in the Bitcoin blockchain. A bitcoin that is linked to Alice’s public key is owned by Alice. In addition, the blockchain stores transactions that transfer the ownership of an asset from one identity to another. Therefore, an asset can be tracked from its registration in the blockchain, the first owner, to its last owner in the blockchain. In the Bitcoin network, new bitcoins are generated and registered in the Bitcoin blockchain through mining. Asset ownership is transferred from one identity to another through a transaction. In addition, transactions are used to merge or split assets as explained in Section 2.3.

2.3 Transaction Model




Figure 2: Asset transactional model.

A transaction is a digital signature that transfers the ownership of assets from one identity to another. End-users, in the application layer, use their private keys [26] to digitally sign assets linked to their identity to transfer these assets to other identities, identified by their public keys. These digital signatures are submitted to the storage layer via message passing through a client library. It is the responsibility of the miners to validate that end-users can transact only on their own assets. If an end-user digitally signs an asset that is not owned by this end-user, the resulting transaction is not valid and is rejected by the miners. In addition, miners validate that an asset cannot be spent twice and hence prevent double spending of assets.

A transaction takes one or more input assets owned by one identity and results in one or more output assets where each output asset is owned by one identity. Therefore, transactions are used to merge or split assets. Figure 2 shows two transactions TX_1 , a transaction that merges assets, and TX_2 , a transaction that splits assets. TX_1 takes 3 input assets owned by Alice, merges them into one output asset, and transfers the ownership of this merged asset to Bob. On the other hand, TX_2 takes one input asset owned by Bob and splits it into 2 output assets of two different values; one is transferred to Alice and the other is transferred to Bob. Note that the summation of a transaction’s input assets matches the summation of its output assets assuming that no transaction fees are imposed.

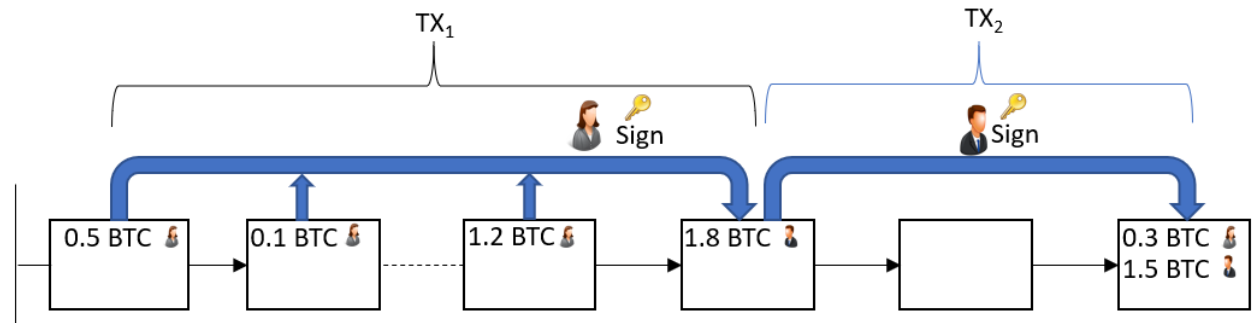


Figure 3: The blockchain representation of TX_1 and TX_2 of Figure 2.

Figure 3 shows an example of how TX_1 and TX_2 take place in the Bitcoin blockchain. As shown, Alice can only transact on assets that she owns in previous blocks in the blockchain issuing TX_1 . Similarly, once the ownership of 1.8 bitcoin is transferred to Bob, only then can Bob issue the transaction TX_2 to split the 1.8 bitcoin asset to 0.3 to Alice

²Forks and fork resolutions are discussed in later Sections.

and 1.5 to Bob in a following block. In traditional databases, end-user transactions execute arbitrary updates in the storage layer as long as the semantic and the access control rights of a transaction are validated in the application layer. On the other hand, in blockchain systems, this validation is explicitly enforced in the storage layer and hence end-users, in the application layer, are allowed to transact only on assets they own in the storage layer.

Another way to perform transactions in blockchain systems is through **smart contracts**. A smart contract is a program written in some scripting language (e.g., Solidity for Ethereum smart contracts [5]) that allows general program executions on a blockchain’s mining nodes. End-users deploy a smart contract in a blockchain through a deployment³ message, msg , that is sent to the mining nodes in the storage layer. The deployment message includes the smart contract code in addition to some implicit parameters that are accessible to the smart contract code once the smart contract is deployed. These parameters include the sender end-user public key, accessed through $msg.sender$, and an optional asset value, accessed through $msg.val$. This optional asset value allows end-users to lock some of their assets in the deployed smart contract. Like transactions, a smart contract is deployed in a blockchain if it is included in a mined block in this blockchain. We adopt Herlihy’s notion of a smart contract as an object in programming languages [10, 17]. A smart contract has a state, a constructor that is called when a smart contract is first deployed in the blockchain, and a set of functions that could alter the state of the smart contract. The constructor initializes the smart contract’s state and uses the implicit parameters to initialize the owner of the smart contract and the assets to be locked in this smart contract. Miners verify that the end-user who deploys a smart contract indeed owns these assets. Once assets are locked in a smart contract, their owners cannot transact on these assets outside the smart contract logic until these assets are unlocked from the smart contract as a result of a smart contract function call. To execute a smart contract function, end-users submit their function call accompanied by the function parameters through messages to miners. These messages could include implicit parameters as well (e.g., $msg.sender$). Miners execute⁴ the function on the current contract state and record any contract state changes in their current block in the blockchain. Therefore, a smart contract state might span many blocks after the block where the smart contract is first deployed.

3 Atomic Cross-Chain Transaction Model

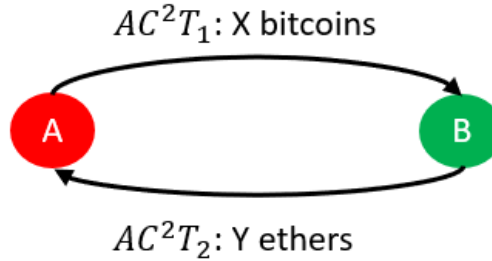


Figure 4: An atomic cross-chain transaction graph to swap X bitcoins for Y ethers between Alice (A) and Bob (B).

An Atomic Cross-Chain Transaction, AC^2T , is a distributed transaction to transfer the ownership of assets stored in multiple blockchains among two or more participants. This distributed transaction consists of sub-transactions and each sub-transaction transfers an asset on some blockchain. An AC^2T is modeled using a directed graph $\mathcal{D} = (\mathcal{V}, \mathcal{E})$ [16] where \mathcal{V} is the set of vertexes and \mathcal{E} is the set of edges in \mathcal{D} . \mathcal{V} represents the participants in AC^2T and \mathcal{E} represents the sub-transactions in AC^2T . A directed edge $e = (u, v) \in \mathcal{E}$ represents a sub-transaction that transfers an asset $e.a$ from a source participant $u \in \mathcal{V}$ to a recipient participant $v \in \mathcal{V}$ in some blockchain $e.BC$. Figure 4 shows an example of an AC^2T graph between Alice (A) and Bob (B). As shown, the edge (A, B) represents the sub-transaction AC^2T_1 that transfers X bitcoins from A to B while the edge (B, A) represents the sub-transaction AC^2T_2 that transfers Y ethers from B to A.

An atomic cross-chain commitment protocol is required in order to correctly execute an AC^2T . This protocol must ensure the atomicity and the commitment of all sub-transactions in AC^2T as follows.

- Atomicity: either all asset transfers of all sub-transactions in the AC^2T take place or none of them does.
- Commitment: once the atomic cross-chain commitment protocol decides the commitment of an AC^2T , all asset transfers of all sub-transactions in this AC^2T must eventually take place.

An atomic cross-chain commitment protocol is a variation of the two phase commit protocol (2PC) [8, 14]. Therefore, we use the analogy of 2PC to explain an abstraction of an atomic cross-chain commitment protocols. In 2PC, a

³Deployment and publishing are used interchangeably.

⁴End-users pay to miners a smart contract deployment fee plus a function invocation fee for every function call.

distributed transaction spans multiple data partitions and each partition is responsible for executing a sub-transaction. A coordinator sends a vote request to all involved data partitions. Upon receiving a vote request, a data partition votes back *yes* only if it succeeds in executing all the operations of its sub-transaction on the involved data objects. Otherwise, a data partition votes *no* to the coordinator. A coordinator decides to commit a distributed transaction if all involved data partitions vote *yes*, otherwise it decides to abort the distributed transaction. If a commit decision is reached, all data partitions commit their sub-transactions. However, if an abort decision is reached, data partitions abort their sub-transactions. 2PC assumes that the coordinator and the data partitions are trusted. The main challenge in blockchain systems is how to design a trust-free variation of 2PC where end-user participants do not trust each other and a protocol cannot depend on a centralized trusted coordinator.

An atomic cross-chain commitment protocol requires that for every edge $e = (u, v) \in \mathcal{E}$, the source participant u to lock an asset $e.a$ in Blockchain $e.BC$. This asset locking is necessary to temporarily prevent the participant u from spending $e.a$ through other transactions in $e.BC$. If every source participant u locks $e.a$ in $e.BC$, the atomic cross-chain commitment protocol can decide to commit the AC²T. Once the protocol decides to commit the AC²T, every recipient participant v should be able to *redeem* the asset $e.a$. However, if the protocol decides to abort the AC²T because some participants do not comply to the protocol or a participant requests the transaction to abort, every source participant u should be able to refund their locked assets $e.a$.

In blockchain systems, smart contracts are used to implement this logic. Participant u deploys a smart contract SC_e in Blockchain $e.BC$ to lock an asset $e.a$ owned by u in SC_e . SC_e ascertains to conditionally transfer $e.a$ to v if a commitment decision is reached, otherwise $e.a$ is refunded to u . A smart contract SC_e exists in one of three states: *published* (P), *redeemed* (RD), or *refunded* (RF). A smart contract SC_e is *published* if it gets deployed to $e.BC$ by u . Publishing the smart contract SC_e serves *two* important goals towards the atomic execution of an AC²T. First, it represents a *yes* vote on the sub-transaction corresponding to the edge e . Second, it locks the asset $e.a$ in blockchain $e.BC$. A smart contract SC_e is *redeemed* if participant v successfully redeems the asset $e.a$ from SC_e . Finally, a smart contract SC_e is refunded if the asset $e.a$ is refunded to participant u .

Now, if for every edge $e = (u, v) \in \mathcal{E}$, participant u publishes smart contract SC_e in $e.BC$, it means that all participants vote *yes* on AC²T, lock their involved assets in AC²T, and hence the AC²T can be committed. However, if some participants decline to publish their smart contracts, the AC²T has to be aborted. The commitment of AC²T requires the redemption of **every** smart contract SC_e in AC²T. On the other hand, if the AC²T aborts, this requires the refund of **every** smart contract SC_e in AC²T.

To implement conditional smart contract redemption and refund, a cryptographic commitment scheme primitive based on [12] is used. A *commitment scheme* allows a user to commit to some chosen value without revealing this value. Once this hidden value is revealed, other users can verify that the revealed value is indeed the one that is used in the commitment. A *hashlock* is an example of a commitment scheme. A hashlock is a cryptographic one-way hash function $h = H(s)$ that is used to conditionally lock assets in a smart contract using h , the lock, until a hash secret s , the key, is revealed. Once s is revealed, everyone can verify that the lock h equals to $H(s)$ and hence unlocks the assets locked in the smart contract.

An atomic cross-chain commitment protocol should ensure that smart contracts in AC²T are *either all redeemed or all refunded*. For this, a protocol uses *two* mutually exclusive commitment scheme instances: a redemption commitment scheme and a refund commitment scheme. All smart contracts in AC²T commit their redemption action to the redemption commitment scheme instance and their refund action to the refund commitment scheme instance. If the protocol decides to commit the AC²T, the protocol must publish the redemption commitment scheme secret. This allows all participants in AC²T to redeem their assets. However, if the protocol reaches an abort decision, the protocol must publish the refund commitment scheme secret. This allows participants in AC²T to refund the locked assets in every published smart contract. A protocol must ensure that once the secret of one commitment scheme instance is revealed, the secret of the other instance cannot be revealed. This guarantees the *atomic* execution of an AC²T. In Section 4, we instantiate different protocols that implement *mutually exclusive redemption and refund* commitment schemes in different ways.

Algorithm 1 illustrates a smart contract template that can be used in implementing an atomic cross-chain commitment protocol. Each smart contract has a sender s and recipient r (Line 2), an asset a (Line 3) to be transferred from s to r through the contract, a state (Line 4), and a redemption and refund commitment scheme instances rd and rf (Lines 5 and 6). A smart contract is published in a blockchain through a deployment message. When published, its constructor (Line 7) is executed to initialize the contract. The deployment message of a smart contract typically includes some implicit parameters like the sender's address (`msg.sender`, Line 8) and the asset value (`msg.value`, Line 9) to be locked in the contract. The constructor initializes the addresses, the asset value, the refund and redemption commitment schemes, and sets the contract state to P (Lines 8–11).

Algorithm 1 An atomic swap smart contract template.

```

abstract class AtomicSwapSC {
  1: enum State {Published (P), Redeemed (RD), Refunded (RF)}
  2: Address s, r // Sender and recipient public keys.
  3: Asset a
  4: State state
  5: CS rd // Redemption commitment scheme
  6: CS rf // Refund commitment scheme
  7: procedure CONSTRUCTOR(Address r, CS rd, CS rf)
  8:   this.s = msg.sender, this.r = r
  9:   this.a = msg.value
  10:  this.rd = rd, this.rf = rf
  11:  state = P
  12: end procedure
  13: procedure REDEEM(Secret  $s_{rd}$ )
  14:  requires(state == P and IsRedeemable( $s_{rd}$ ))
  15:  transfer a to r
  16:  state = RD
  17: end procedure
  18: procedure REFUND(Secret  $s_{rf}$ )
  19:  requires(state == P and IsRefundable(Secret  $s_{rf}$ ))
  20:  transfer a to s
  21:  state = RF
  22: end procedure
  23: procedure ISREDEEMABLE(Secret  $s_{rd}$ )
  24:  return verify(rd,  $s_{rd}$ )
  25: end procedure
  26: procedure ISREFUNDABLE(Secret  $s_{rf}$ )
  27:  return verify(rf,  $s_{rf}$ )
  28: end procedure
}

```

In addition, each smart contract has a redeem function (Line 13) and a refund function (Line 18). A redeem function requires the smart contract to be in state P and that the provided commitment scheme secret is valid (Line 14). If all these requirements hold, the asset a is transferred from the contract to the recipient and the contract state is changed to RD (Lines 15–16). However, if any requirement is violated, the redeem function fails and the smart contract state is not changed.

Similarly, the refund function requires the smart contract to be in P state and that the provided commitment scheme secret is valid (Line 19). If all these requirements hold, the asset a is refunded from the contract to the sender and the contract state is changed to RF (Lines 20–21).

The redeem and the refund functions use *two* helper functions: `IsRedeemable` (Line 23) and `IsRefundable` (Line 26). `IsRedeemable` verifies that the provided redemption commitment scheme secret is valid and hence the smart contract can be redeemed. Similarly, `IsRefundable` verifies that the provided refund commitment scheme secret is valid and hence the smart contract can be refunded. In Section 4, we instantiate different versions of these two functions for every atomic cross-chain commitment protocol.

4 AC³: Atomic Cross-Chain Commitment

This section presents two Atomic Cross-Chain Commitment, AC³, protocols that achieve both **atomicity** and **commitment** of an AC²T. There are *two* main challenges in designing a correct AC³ protocol. The first challenge is how to implement the redemption and refund commitment scheme instances used by every smart contract in AC²T. The second challenge is how to ensure that the two instances are *mutually exclusive*. If the secret of one instance is revealed, the secret of the other instance *must never* be revealed. First, we present AC³TW, an AC³ protocol that uses a centralized **Trusted Witness** in Section 4.1. Then, we present AC³WN, an AC³ protocol that replaces the centralized trusted witness with a permissionless **Witness Network** in Section 4.2. Using a permissionless network of witnesses does not require more trust in the witness network than the required trust in the blockchains used to exchange the assets in an AC²T. Furthermore, the AC³WN protocol overcomes the vulnerability of the centralized trusted witness, which may fail or be subject to denial of service attacks.

4.1 AC³TW: Centralized Trusted Witness

A centralized trusted witness, Trent, is leveraged to implement an AC³ protocol as follows. For every AC²T, a directed graph $\mathcal{D} = (\mathcal{V}, \mathcal{E})$ is constructed at some timestamp t and multisigned by all the participants in the set \mathcal{V} generating a graph multisignature $ms(\mathcal{D})$ as shown in Equation 1. The timestamp t is important to distinguish between identical AC²Ts among the same participants. The order of participant signatures in $ms(\mathcal{D})$ is not important. Any signature order indicates that all participants in the AC²T agree on the graph \mathcal{D} at some timestamp t .

$$ms(\mathcal{D}) = sig(\dots, sig((\mathcal{D}, t), p_1), \dots, p_{|\mathcal{V}|}) \quad (1)$$

Afterwards, any participant in the set \mathcal{V} registers $ms(\mathcal{D})$ at Trent through a registration message. This indicates that participants in the AC²T trust Trent to witness their AC²T. Trent's identity is leveraged to implement the redemption and refund commitment scheme instances and Trent's digital signatures [26] are leveraged to implement their corresponding commitment scheme secrets. After $ms(\mathcal{D})$ is registered at Trent, participants in the AC²T publish smart contracts in the AC²T in their corresponding blockchains. Participants set both the redemption and refund commitment scheme instances of their smart contracts to the pair $(ms(\mathcal{D}), PK_T)$ where PK_T is Trent's public key. Trent's signatures $T(ms(\mathcal{D}), RD)$ and $T(ms(\mathcal{D}), RF)$ are used to implement the redemption and refund commitment scheme secrets respectively.

The witness role: Trent maintains a key/value store of $ms(\mathcal{D})$'s as the key, and his digital signature to either $(ms(\mathcal{D}), RD)$ or $(ms(\mathcal{D}), RF)$ as the value. When Trent receives a multisigned graph's registration message $ms(\mathcal{D})$, Trent checks that $ms(\mathcal{D})$ has not been registered before. If true, Trent inserts $ms(\mathcal{D})$ to the key/value store. Trent sets the key to $ms(\mathcal{D})$ and sets its corresponding value to \perp . Now, if all participants deploy their smart contracts in their corresponding blockchains, any participant can request a redemption signature from Trent for $ms(\mathcal{D})$ through a redemption request message. On receiving a redemption request, Trent verifies that $ms(\mathcal{D})$ is registered in the key/value store. If the value corresponding to $ms(\mathcal{D})$ is \perp , Trent verifies that all smart contracts in the AC²T are deployed and that the redemption and refund commitment scheme instances of every smart contract are set to $(ms(\mathcal{D}), PK_T)$. If true, Trent *witnesses* the redemption of the AC²T by signing (ms, RD) and setting the value of the key $ms(\mathcal{D})$ to $T(ms(\mathcal{D}), RD)$. However, if the verification fails, Trent keeps the value of the key $ms(\mathcal{D})$ unchanged. Similarly, a participant can request a refund signature from Trent for $ms(\mathcal{D})$ through a refund request message. On receiving a refund request, Trent verifies that $ms(\mathcal{D})$ is registered in the key/value store and its corresponding value is \perp . If true, Trent *witnesses* the refund of the AC²T by signing (ms, RF) and setting the value of the key $ms(\mathcal{D})$ to $T(ms(\mathcal{D}), RF)$. However, if the verification fails, Trent keeps the value of the key $ms(\mathcal{D})$ unchanged. Trent responds to redemption and refund requests of $ms(\mathcal{D})$ with the value corresponding to $ms(\mathcal{D})$ in the key/value store. Trent uses the key/value store to ensure that either $T(ms(\mathcal{D}), RD)$ or $T(ms(\mathcal{D}), RF)$ can be issued for an AC²T. Once a signature of one commitment scheme secret is revealed (e.g., the redemption signature), the signature of the other commitment scheme secret cannot be issued (e.g., the refund signature). This guarantees that the redemption and refund commitment scheme secrets are **mutually exclusive**. Trent's signature $T(ms(\mathcal{D}), RD)$ implies that Trent *witnessed* the deployment of all smart contracts in the AC²T and hence the AC²T can be committed without violating atomicity. The AC²T is committed once Trent issues $T(ms(\mathcal{D}), RD)$. Afterwards, participants use $T(ms(\mathcal{D}), RD)$ to eventually redeem all the locked assets in the published smart contracts. Trent's signature $T(ms(\mathcal{D}), RF)$ implies that the AC²T was not previously committed and hence can be aborted. The AC²T is aborted once Trent issues $T(ms(\mathcal{D}), RF)$. Afterwards, participants use $T(ms(\mathcal{D}), RF)$ to eventually refund all the locked assets in the published smart contracts.

Algorithm 2 Smart contract for centralized AC³

```

class CentralizedSC extends AtomicSwapSC {
  1: procedure CONSTRUCTOR(Address r, MS ms, PK  $PK_T$ )
  2:   this.rd = this.rf =  $(ms(\mathcal{D}), PK_T)$ 
  3:   super(r, this.rd, this.rf) // parent constructor
  4: end procedure
  5: procedure ISREDEEMABLE(Signature  $s_{rd}$ )
  6:   return SigVerify((rd.ms( $\mathcal{D}$ ), RD), rd. $PK_T$ ,  $s_{rd}$ )
  7: end procedure
  8: procedure ISREFUNDABLE(Signature  $s_{rf}$ )
  9:   return SigVerify((rf.ms( $\mathcal{D}$ ), RF), rf. $PK_T$ ,  $s_{rf}$ )
  10: end procedure
}

```

Algorithm 2 presents a smart contract class inherited from the smart contract template in Algorithm 1 that uses Trent’s digital signatures as redemption and refund commitment scheme secrets. Both the redemption and the refund commitment scheme instances comprise the ordered pair $(ms(\mathcal{D}), PK_T)$ (Line 2). The `IsRedeemable` function (Line 5) takes a digital signature as input and verifies that this signature is Trent’s signature to $(ms(\mathcal{D}), RD)$ using a `SigVerify` function (Line 6). Similarly, The `IsRefundable` function (Line 8) takes a digital signature as input and verifies that this signature is Trent’s signature to $(ms(\mathcal{D}), RF)$ (Line 9).

The following steps summarizes the AC^3TW protocol steps to execute the AC^2T shown in Figure 4:

1. Alice and Bob construct the graph \mathcal{D} and multisign (\mathcal{D}, t) to generate $ms(\mathcal{D})$.
2. Either Alice or Bob registers $ms(\mathcal{D})$ at Trent and Trent inserts $ms(\mathcal{D})$ to his key/value store only if $ms(\mathcal{D})$ is not registered before.
3. Afterwards, Alice publishes a smart contract SC_1 using Algorithm 2 to the Bitcoin network stating the following:
 - Move X bitcoins from Alice to Bob if Bob provides $T(ms(\mathcal{D}), RD)$.
 - Refund X bitcoins from SC_1 to Alice if Alice provides $T(ms(\mathcal{D}), RF)$.
4. Concurrently, Bob published a smart contract SC_2 to the Ethereum network using Algorithm 2 stating the following:
 - Move Y ethers from Bob to Alice if Alice provides $T(ms(\mathcal{D}), RD)$.
 - Refund Y ethers from SC_2 to Bob if Bob provides $T(ms(\mathcal{D}), RF)$.
5. After both SC_1 and SC_2 are published, either Alice or Bob requests a redemption commitment scheme secret from Trent. Trent issues $T(ms(\mathcal{D}), RD)$ only if both SC_1 and SC_2 are published in their corresponding blockchains and the value corresponding to $ms(\mathcal{D})$ is \perp in Trent’s key/value store.
6. If a participant declines to publish their smart contract or a participant changes their mind before AC^2T is committed, any participant can requests a refund commitment scheme secret from Trent. Trent issues $T(ms(\mathcal{D}), RD)$ only if the value corresponding to $ms(\mathcal{D})$ is \perp in Trent’s key/value store.

This protocol achieves atomicity by ensuring that either $T(ms(\mathcal{D}), RD)$ or $T(ms(\mathcal{D}), RF)$ can be issued. However, this solution requires the participants to trust a centralized intermediary, Trent, and hence risks to derail the whole idea of blockchain’s trust-free decentralization [22]. In Section 4.2, we explain how to replace Trent with a permissionless network of witnesses.

4.2 AC^3WN : Permissionless Witness Network

This section presents AC^3WN , an AC^3 protocol that uses a *permissionless blockchain network* of witnesses to decide whether an AC^2T should be committed or aborted. **Miners** of this blockchain are collectively the **witnesses** on AC^2T s. The AC^3WN protocol is designed to address the shortcoming of the AC^3TW protocol that depends on a centralized trusted witness. The AC^3TW protocol uses the trusted witness identity and signatures to implement the redemption and the refund commitment scheme instances of all smart contracts in the AC^2T . In contrast, in AC^3WN , it is infeasible to use a specific witness identity to implement the redemption and the refund commitment scheme instances. The witness network is permissionless. Therefore, the identities of all the miners, the witnesses, in this network are not necessarily known and hence cannot be used to implement these commitment scheme instances. Instead, when a set of participants want to execute an AC^2T , they deploy a smart contract SC_w in the witness network where SC_w is used to coordinate the AC^2T . SC_w has a state that determines the state of the AC^2T . SC_w exists in one of three states: *Published* (P), *Redeem_Authorized* (RD_{auth}), or *Refund_Authorized* (RF_{auth}). Once SC_w is deployed, SC_w is initialized to the state P . If the witness network decides to commit the AC^2T , the witnesses set SC_w ’s state to RD_{auth} . However, if the witness network decides to abort the AC^2T , the witnesses set SC_w ’s state to RF_{auth} .

Figure 5 shows an AC^2T that exchanges assets among blockchains, $blockchain_1, \dots, blockchain_n$ and uses a *witness blockchain* for coordination. Also, it illustrates the AC^3WN protocol steps. For every AC^2T , all the participants construct the directed graph \mathcal{D} at some timestamp t and multisign it resulting in the multisignature $ms(\mathcal{D})$. A participant registers $ms(\mathcal{D})$ in a smart contract SC_w in the witness network where SC_w ’s state is initialized to P . The state P indicates that the participants of the AC^2T agreed on \mathcal{D} . In addition, the participants agree to conditionally link the redeem and the refund actions of their smart contracts in the AC^2T to SC_w ’s states RD_{auth} and RF_{auth} respectively. Afterwards, the participants *parallelly* deploy their smart contracts in the blockchains, $blockchain_1, \dots, blockchain_n$, as shown in Figure 5. After all the participants deploy their smart contracts in the AC^2T , a participant may submit a state change request to the witness network miners to alter SC_w ’s state from P to RD_{auth} . This request is accompanied by evidence that all smart contracts in the AC^2T are deployed and correct. Upon receiving this request, the miners of the witness

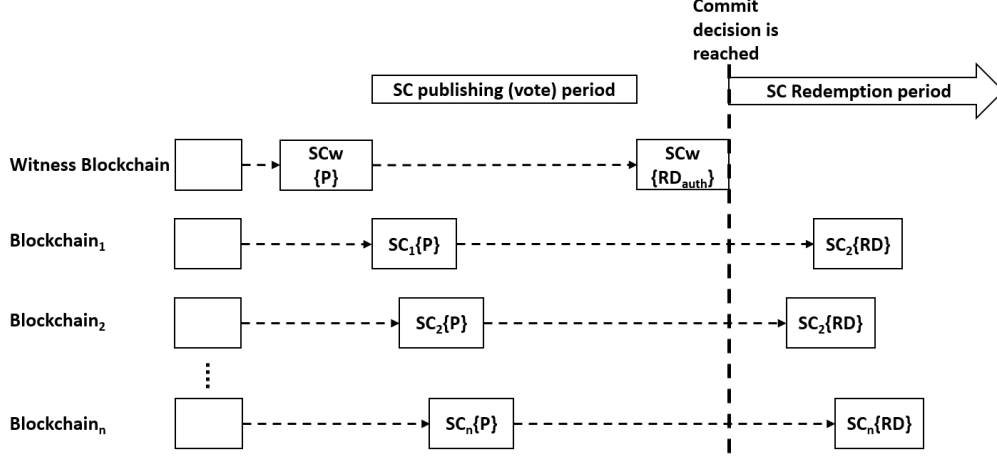


Figure 5: Coordinating AC^2T s using a permissionless witness network.

network verify that SC_w 's state is P and that the participants of the AC^2T have indeed deployed their smart contracts in the AC^2T in their corresponding blockchains. In addition, the miners verify that all these smart contracts are in state P and that the redemption and the refund of these smart contracts are conditioned on SC_w 's states RD_{auth} and RF_{auth} respectively. If this verification succeeds, the miners of the witness network record SC_w 's state change to RD_{auth} in their current block. Once a block that reflects the state change of SC_w to RD_{auth} is mined in the witness network, the commitment of the AC^2T is decided and participants can use this block as a commitment evidence to redeem their assets in the smart contracts of the AC^2T . The commit decision is illustrated in Figure 5 using the vertical dotted line.

Similarly, if some participants decline to deploy their smart contracts in the AC^2T or a participant changes her mind before the commitment of the AC^2T , a participant can submit a state change request to the witness network miners to alter SC_w 's state from P to RF_{auth} . The miners of the witness network only verify that SC_w 's state is P . If this verification succeeds, the miners of the witness network record SC_w 's state change to RF_{auth} in their current block. Once a block that reflects the state change of SC_w to RF_{auth} is mined in the witness network, the AC^2T is decided to abort and the participants can use this block as evidence of the abort to refund their assets in the deployed smart contracts of the AC^2T . Note that SC_w is programmed to ensure that SC_w 's state can only be changed either from P to RD_{auth} or from P to RF_{auth} but no other state transition is allowed. This ensures that SC_w 's states RD_{auth} and RF_{auth} are mutually exclusive. The details of evidence and how miners of one blockchain validate evidence in another blockchain without maintaining a copy of this other blockchain are explained in Section 4.3. Section 4.3 presents different implementations for evidence submission and validation.

Algorithm 3 presents the details of SC_w . SC_w consists of *four* functions: Constructor (Line 5), AuthorizeRedeem (Line 10), AuthorizeRefund (Line 14), and VerifyContracts (Line 18). The Constructor initializes SC_w with the participants public keys and the multisigned graph of the AC^2T . This information is necessary to the witness network miners to later verify the publishing of all smart contracts in the AC^2T . AuthorizeRedeem alters SC_w 's state from P to RD_{auth} . To call AuthorizeRedeem, a participant provides evidence that shows where the smart contracts of the AC^2T are published (Line 10). AuthorizeRedeem first verifies that SC_w 's state is currently P . In addition, AuthorizeRedeem verifies that all smart contract in the AC^2T are published and correct through a VerifyContracts function call (Line 11). If this verification succeeds, SC_w 's state is altered to RD_{auth} (Line 12). On the other hand, AuthorizeRefund (Line 14) verifies only that the state of SC_w is P (Line 15). If true, SC_w 's state is altered to RF_{auth} (Line 16).

VerifyContracts (Line 18) validates that all smart contracts in the AC^2T are published and correct. For every edge $e = (u, v) \in \mathcal{D.E}$, VerifyContracts finds a matching smart contract SC_e in the participant evidence. VerifyContracts ensures that SC_e matches its description in the edge e . If any parameter in SC_e does not match its description in e , VerifyContracts fails and returns *false* (Line 22). However, if all smart contracts in the provided list are correct, VerifyContracts returns *true* (Line 20). VerifyContracts ensures that AuthorizeRedeem cannot be executed unless all smart contract in the AC^2T are published and correct and hence a commit decision can be reached.

Algorithm 4 presents a smart contract class inherited from the smart contract template in Algorithm 1 in order to use SC_w 's state as redemption and refund commitment scheme secrets. IsRedeemable returns *true* if SC_w 's state is RD_{auth} (Line 7), while IsRefundable returns *true* if SC_w 's state is RF_{auth} (Line 13). As the witness network is permissionless, forks could possibly happen resulting in *two* concurrent blocks where SC_w 's state is RD_{auth} in the first block and SC_w 's state is RF_{auth} in the second block. To avoid atomicity violations, participants cannot use a witness

Algorithm 3 Witness network smart contract as an AC²T Coordinator.

```

class WitnessSmartContract {
  1: enum State {Published (P), Redeem_Authorized ( $RD_{auth}$ ), Refund_Authorized ( $RF_{auth}$ )}
  2: Address [] pk // Addresses of all participants in AC2T
  3: Mutlisignature ms // The multisigned graph  $\mathcal{D}$ 
  4: State state
  5: procedure CONSTRUCTOR(Address[] pk, MS ms( $\mathcal{D}$ ))
  6:   this.pk = pk
  7:   this.ms = ms( $\mathcal{D}$ )
  8:   this.state = P
  9: end procedure
  10: procedure AUTHORIZEREDEEM(Evidence e )
  11:   requires (state == P and VerifyContracts(e))
  12:   this.state =  $RD_{auth}$ 
  13: end procedure
  14: procedure AUTHORIZEREFUND
  15:   requires (state == P)
  16:   this.state =  $RF_{auth}$ 
  17: end procedure
  18: procedure VERIFYCONTRACTS(Evidence e)
  19:   if e validates all the smart contracts in AC2T (Check Section 4.3 for details) then
  20:     return true
  21:   end if
  22:   return false
  23: end procedure
}

```

Algorithm 4 Smart contract for permissionless AC³.

```

class PermissionlessSC extends AtomicSwapSC {
  1: procedure CONSTRUCTOR(Address r, BC bc, BID bid, TID tid, Depth d)
  2:    $SC_w$  = retrieveSC(bc, bid, tid)
  3:   this.rd = this.rf = ( $SC_w$ , d)
  4:   super(r, this.rd, this.rf) // parent constructor
  5: end procedure
  6: procedure ISREDEEMABLE(Evidence e)
  7:   if e validates that  $SC_w$ 's state is  $RD_{auth}$  and and that  $SC_w$ 's state update is at depth  $\geq d$  then
  8:     return true
  9:   end if
  10:   return false
  11: end procedure
  12: procedure ISREFUNDABLE(Evidence e)
  13:   if e validates that  $SC_w$ 's state is  $RF_{auth}$  and that  $SC_w$ 's state update is at depth  $\geq d$  then
  14:     return true
  15:   end if
  16:   return false
  17: end procedure
}

```

network block where SC_w 's state is RD_{auth} or RF_{auth} in their smart contract redemption and refund respectively unless this block is buried under at least d blocks in the witness network. As the probability of a fork of depth d (e.g., 6 blocks in the Bitcoin network [2]) is negligible, SC_w 's state eventually converges to either RD_{auth} or RF_{auth} .

The following steps summarizes the AC³WN protocol steps to execute the AC²T shown in Figure 4:

1. Alice and Bob construct the AC²T's graph \mathcal{D} and multisign (\mathcal{D}, t) to generate $ms(\mathcal{D})$.
2. Either Alice or Bob registers $ms(\mathcal{D})$ in a smart contract SC_w and publishes SC_w in the witness network setting SC_w 's state is P . SC_w follows Algorithm 3.

3. Afterwards, Alice publishes a smart contract SC_1 using Algorithm 4 to the Bitcoin network that states the following:
 - Move X bitcoins from Alice to Bob if Bob provides evidence that SC_w 's state is RD_{auth} .
 - Refund X bitcoins from SC_1 to Alice if Alice provides evidence that SC_w 's state is RF_{auth} .
4. Concurrently, Bob publishes a smart contract SC_2 to the Ethereum network using Algorithm 4 stating the following:
 - Move Y ethers from Bob to Alice if Alice provides evidence that SC_w 's state is RD_{auth} .
 - Refund Y ethers from SC_2 to Bob if Bob provides evidence that SC_w 's state is RF_{auth} .
5. After both SC_1 and SC_2 are published, any participant can submit a state change request of SC_w from P to RD_{auth} to the witness network miners. This request is accompanied by evidence that SC_1 and SC_2 are published in the Bitcoin and the Ethereum blockchains respectively. The witness network miners first verify that SC_w 's state is currently P . Then, they verify that both SC_1 and SC_2 are published and correct in their corresponding blockchains. If these verifications succeed, the miners of the witness network record SC_w 's state change to RD_{auth} in their current block. Once a block that reflects the state change of SC_w to RD_{auth} is mined and gets buried under d blocks in the witness network, Alice and Bob can use this block as evidence to redeem their assets from SC_2 and SC_1 respectively.
6. If a participant declines to publish a smart contract, the other participant can submit a state change request of SC_w from P to RF_{auth} to the witness network miners. The witness network miners verify that SC_w 's state is currently P . If true, miners record SC_w 's state change to RF_{auth} in their current block. Once a block that reflects the state change of SC_w to RF_{auth} is mined and gets buried under d blocks in the witness network, Alice and Bob can use this block as evidence to refund their assets from SC_1 and SC_2 respectively.

This protocol uses two blockchain techniques to ensure that SC_w 's states RD_{auth} and RF_{auth} are *mutually exclusive*. First, it uses the smart contract programmable logic to ensure that SC_w 's state can only be altered from P to RD_{auth} or from P to RF_{auth} . Second, it uses the longest chain fork resolving technique to resolve forks in the witness network blockchain. This ensures that in the rare case of forking where one fork chain has SC_w 's state of RD_{auth} and another fork chain has SC_w 's state of RF_{auth} , the fork is eventually resolved resulting in either SC_w 's state is RD_{auth} or SC_w 's state is RF_{auth} but not both.

4.3 Cross-Chain Evidence Validation

This section explains different techniques for the miners of one blockchain, *the validators*, to validate the publishing and verify the state of a smart contract deployed in another blockchain, *the validated*. The AC³WN protocol leverages these techniques in *two* protocol functions: 1) `VerifyContracts` in Algorithm 3 and 2) `IsRedeemable/IsRefundable` in Algorithm 4. In `VerifyContracts`, the miners of the witness network need to validate the publishing of all smart contracts in the AC²T in the blockchains where asset transfers occur. In addition, the miners need to verify that the state of all the published contracts is P and that the redemption and the refund of these smart contracts are conditioned on SC_w 's states. Finally, the miners need to verify that for every smart contract in the AC²T, the sender, the recipient, and the asset match the specification of its corresponding edge $e \in \mathcal{D}$. Similarly, in `IsRedeemable/IsRefundable`, miners of the blockchains where asset transfers occur need to verify that SC_w 's state is either RD_{auth} , in order to execute the redemption of a smart contract or RF_{auth} , in order to execute the refund of a smart contract. In the former case, the miners of the witness network are the validators and the asset blockchains are the validated blockchains. In the latter case, the miners of the asset blockchains are the validators and the witness blockchain is the validated blockchain.

A **simple but impractical** solution is to require all the miners of every blockchain to serve as validators to all other blockchains. A blockchain validator maintains a copy of the validated blockchain and for every new mined block, a validator validates the mined block and adds it to its local copy of the validated blockchain. If all mining nodes mine one blockchain and validate all other blockchains, mining nodes can consult their local copies of these blockchains to validate the publishing and hence verify the state of any smart contract in any blockchain. If a participant needs the miners of the validator blockchain to validate the publishing of a smart contract in the validated blockchain, this participant submits evidence that comprises a block id and a transaction id of the smart contract in the validated blockchain to the miners of the validator blockchain. This evidence is easily verified by the mining node of the validator blockchain by consulting their copy of the validated blockchain. However, this full replication of all the blockchains in all the mining nodes is impractical. Not only does it require massive processing power to validate all blockchains, but also it requires significant storage and network capabilities at each mining node.

Alternatively, miners of one blockchain can run *light nodes* [9] of other blockchains. A light node, as defined in [9], is a node that downloads only the block headers of a blockchain, verifies the proof of work of these block headers, and downloads only the blockchain branches that are associated with the transactions of interest to this node. For

example, the mining nodes of the witness network can run light nodes for the Bitcoin network to verify the AC^2T 's smart contracts in the Bitcoin network. A participant who wants the witness network mining nodes to validate a smart contract in the Bitcoin network submits evidence that consist of a block id and a transaction id of the smart contract in the Bitcoin network to the miners of the witness network. The miners of the witness network use their Bitcoin light nodes to validate the smart contract publishing and verify the smart contract state. This solution requires miners to mine for one blockchain and maintain light nodes for all other blockchains. Although the cost of maintaining a light node is much cheaper than maintaining a blockchain full copy, running a light node for all blockchains does not scale as the number of blockchains increases.

It is important to mention that the previous two techniques put the evidence validation responsibility of one blockchain on the miners of another blockchain. In addition, they require changes in the current infrastructure by requiring the miners of one blockchain to either maintain a full copy or a light node of other blockchains.

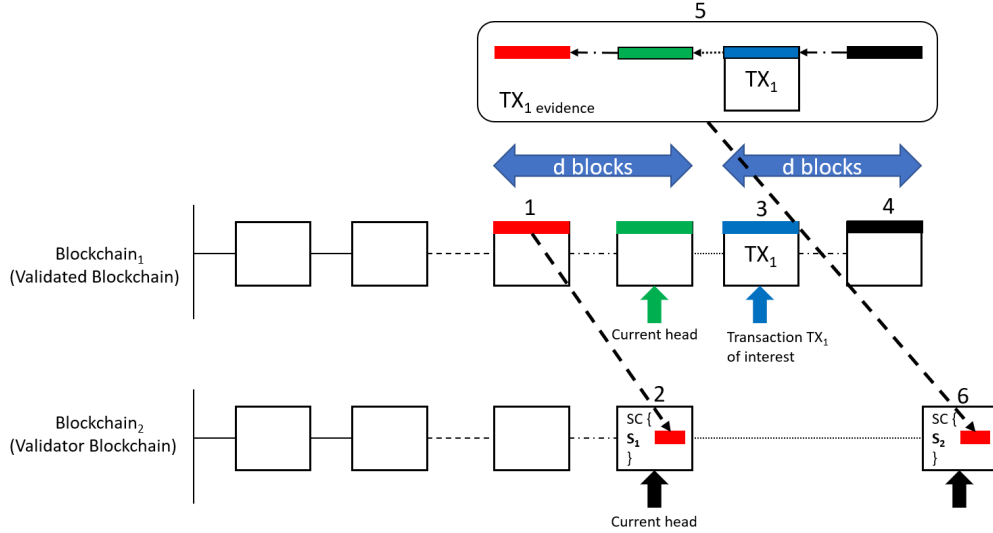


Figure 6: How miners of one blockchain could verify transactions in another blockchain without having a copy or a light node of this blockchain.

Our proposal: Another way to allow one blockchain, the validator, to validate the publishing and verify the state of a smart contract in another blockchain, the validated, is to push the validation logic into the code of a smart contract in the validator blockchain. A smart contract in the validator blockchain is deployed and stores the header of a *stable block* in the validated blockchain. A stable block is a block at depth d from the current head of the validated blockchain such that the probability of forking the blockchain at this block is negligible (i.e., a block at depth ≥ 6 in the Bitcoin blockchain [2]). A participant who deploys the smart contract in the validator blockchain stores the block header of a stable block of the validated blockchain as an attribute in the smart contract object in the validator blockchain. When the transaction or the smart contract of interest takes place in a block in the validated blockchain and after this block becomes a stable block, at depth d , a participant can submit evidence of the transaction occurrence in the validated blockchain to the miners of the validator blockchain. This evidence comprises the headers of all the blocks that follow the stored stable block in the smart contract of the validator blockchain in addition to the block where the transaction of interest took place. The evidence is submitted to the validator smart contract via a function call. This smart contract function validates that the passed headers follow the header of the stable block previously stored in the smart contract object and that the proof of work of each header is valid. In addition, the function verifies that the transaction of interest indeed took place and that the block of this transaction is stable and buried under d blocks in the validated blockchain.

Figure 6 shows an example of a validator blockchain, blockchain₂, that validates the occurrence of transaction TX_1 in the validated blockchain, blockchain₁. In this example, there exists a smart contract SC that gets deployed in the current head block of blockchain₂ (labeled by number 2 in Figure 6). SC has an initial state S_1 and stores the header of a stable block, at depth d , in blockchain₁ (labeled by number 1). This header is represented by a red rectangle inside SC . SC 's state is altered from S_1 to S_2 if evidence is submitted to miners of blockchain₂ that proves that TX_1 took place in blockchain₁ in some block after the stored stable block in SC . When TX_1 takes place in blockchain₁ (labeled by number 3) and its block becomes a stable block at depth $\geq d$ (labeled by number 4), a participant submits the evidence (labeled by number 5) to the miners of blockchain₂ through SC 's function call (labeled by number 6). This function takes the evidence as a parameter and verifies that blocks in the evidence took place after the stored stable

block in SC . This verification ensures that the header of each evidence block includes the hash of the header of the previous block starting from the stored stable block in SC . In addition, this function verifies the proof of work of each evidence's block header. Finally, the function validates that TX_1 took place in some block in the evidence blocks and that this block has already become a stable block. If this verification succeeds, the state of SC is altered from S_1 to S_2 . This technique allows miners of one blockchain to verify transactions and smart contracts in another blockchain without maintaining a copy of this blockchain. In addition, this technique puts the evidence validation responsibility on the developer of the validator smart contract.

5 AC³WN Analysis

This section analyzes the AC³WN protocol introduced in Section 4.2. First, we establish that the proposed protocol ensures atomicity. Then we analyze the scalability of the witness network and how it affects the scalability of the commitment protocol. Finally, we explain how this protocol extends the functionality of previous proposals in [16, 23].

5.1 AC³WN: Atomicity Correctness Proof

Lemma 5.1 *Assume no forks in the witness network, then the AC³WN protocol is atomic.*

proof 5.2 *Assume an AC²T executed by the AC³WN protocol and the atomicity of this transaction is violated. This atomicity violation implies that there exists two smart contract SC_i and SC_j in AC²T where SC_i is redeemed and SC_j is refunded. The redemption of SC_i implies that there exists a block in the witness network where SC_w 's state is RD_{auth} while the refund of SC_j implies that there exists a block in the witness network where SC_w 's state is RF_{auth} . Since SC_w is programmed to allow only the state transitions either from P to RD_{auth} or from P to RF_{auth} , the two function calls to alter SC_w 's state from P to RD_{auth} and from P to RF_{auth} cannot take effect in one block. Miners of the witness network shall accept one and reject the other. Therefore, these two state changes must be recorded in two separate blocks. As there exists no forks in the witness network, one of these two blocks must happen before the other. This implies that either SC_w 's state is altered from RD_{auth} in one block to RF_{auth} in a following block or altered from RF_{auth} in one block to RD_{auth} in a following block. However, only the state transitions from P to RD_{auth} or from P to RF_{auth} are allowed and no other state transition is permitted leading to a contradiction. \square*

Lemma 5.3 *Let ϵ be a negligible probability of forks in the permissionless witness network, then AC³WN protocol is atomic with a probability $1 - \epsilon$.*

proof 5.4 *Assume an AC²T executed by the AC³WN protocol and the atomicity of this transaction is violated with a probability $p \gg \epsilon$. This atomicity violation implies that there exists two smart contract SC_i and SC_j in AC²T where SC_i is redeemed and SC_j is refunded. The redemption of SC_i implies that there exists a block in the witness network where SC_w 's state is RD_{auth} while the refund of SC_j implies that there exists a block in the witness network where SC_w 's state is RF_{auth} . As SC_w 's states RD_{auth} and RF_{auth} are conflicting states, this implies that the block where SC_w 's state update to RD_{auth} occurs must exist in a fork from the block where SC_w 's state update to RF_{auth} occurs. The atomicity violation of the AC²T with a probability p implies that the fork probability in the witness network must be p leading to a contradiction. \square*

5.2 The Scalability of AC³WN

One important aspect of AC³ protocols is *scalability*. Does using a permissionless network of witnesses to coordinate AC²Ts limit the scalability of the AC³WN protocol? In this section, we argue that the answer is *no*. To explain this argument, we first develop an understanding of the properties of executing AC²Ts and the role of the witness network in executing AC²Ts.

An AC²T is a distributed transaction that consists of sub-transactions. Each sub-transaction is executed in a blockchain. An AC³ protocol coordinates the atomic execution of these sub-transactions across several blockchains. An AC³ protocol must ensure an atomic execution of the distributed transaction. This atomic execution of a distributed transaction requires the ACID [13, 15] execution of every sub-transaction in this distributed transaction in addition to the atomic execution of the distributed transaction itself. The ACID execution of a sub-transaction executed within a single blockchain is guaranteed by the miners of this blockchain. Miners use many techniques including mining, verification, and the miner's rationale to join the longest chain in order to implement ACID executions of transactions within a single blockchain. The atomicity of the distributed transaction is the responsibility of the distributed transaction coordinator. Therefore, the main role of the witness network in the AC³WN protocol is to ensure the atomicity of the AC²T. Since the atomicity coordination of AC²Ts is *embarrassingly parallel*, different witness network can be used to coordinate different AC²Ts.

Assume two concurrent AC^2T s, t_1 and t_2 . The atomic execution of t_1 does not require any coordination with the atomic execution of t_2 . Each AC^2T requires its witness network to ensure that either all sub-transactions in the AC^2T are executed or none of them is executed. Therefore, t_1 and t_2 do not have to be coordinated by the same witness network. t_1 can be coordinated by one witness network while t_2 can be coordinated by another witness network. If t_1 and t_2 conflict at the sub-transaction level, this conflict is resolved by the miners of the blockchain where these sub-transactions are executed. Therefore, using a permissionless witness network to coordinate AC^2T s does not limit the scalability of the AC^3WN protocol. Different permissionless networks are used to coordinate different AC^2T s. For example, the Bitcoin network can be used to coordinate t_1 while the Ethereum network can be used to coordinate t_2 . Once a performance bottleneck is detected in a permissionless witness network, other permissionless networks can be potentially used to coordinate other AC^2T s. This ensures that the transaction throughput of an AC^3 protocol is only bounded by the transaction throughput of the blockchains used to exchange the assets in an AC^2T but not the witness network.

5.3 Handling Complex AC^2T Graphs

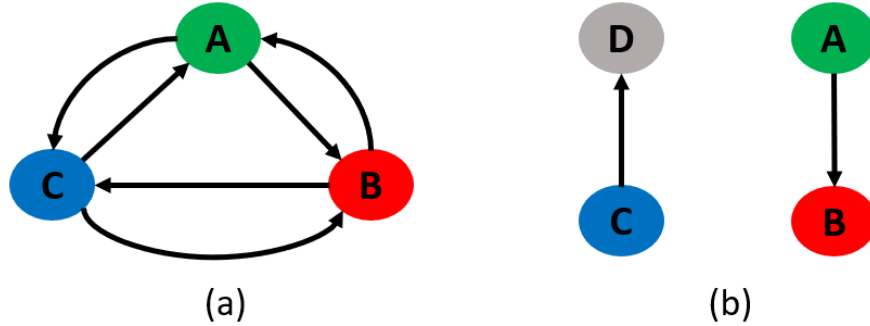


Figure 7: Examples of complex graphs handled by the AC^3WN protocol: (a) cyclic and (b) disconnected.

One main improvement of the AC^3WN protocol over the state-of-the-art AC^3 protocols in [16, 23] is its ability to coordinate the atomic execution of AC^2T s with complex graphs. This improvement is achieved because the AC^3WN protocol does not depend on the rational behavior of the participants in the AC^2T to ensure atomicity. Instead, the protocol depends on a permissionless network of witnesses to coordinate the atomic execution of AC^2T s. Once the participants agree on the AC^2T graph and register it in the smart contract SC_w in the witness network, participants cannot violate atomicity as the commit and the abort decisions are decided by the state of SC_w . The state transitions of SC_w are witnessed and verified by the miners of the witness network. Therefore, the publishing order of the smart contracts in the AC^2T cannot result in an advantage to any coalition among the participants. Participants can concurrently publish their smart contracts in the AC^2T , both in Figures 4 and 7, without worrying about the maliciousness of any participant.

Figure 7 illustrates two complex graph examples that either cannot be atomically executed by the protocols in [16, 23] or require additional mechanisms and protocol modifications to be atomically executed. These graphs appear in supply-chain applications. Both Nolan’s and Herlihy’s single leader protocol require the AC^2T graph to be acyclic once the leader node is removed. Therefore, both protocols fail to execute the transaction graph shown in Figure 7a. Removing any node from the graph in Figure 7a still results in a cyclic graph. Herlihy presents a multi-leader protocol in [16] to handle cyclic graphs. However, both Nolan’s and Herlihy’s protocols fail to handle disconnected graphs similar to the graph shown in Figure 7b. On the other hand, the AC^3WN protocol ensures the atomic execution of AC^2T s irrespective of the AC^2T ’s graph structure.

6 Evaluation

This section analytically compares the performance and the overhead of the AC^3WN protocol presented in Section 4.2 to the state-of-the-art atomic swap protocol presented by Herlihy in [16]. First, we compare the latency of AC^2T s as the diameter of the transaction graph \mathcal{D} increases in Section 6.1. Then, the monetary cost overhead of using a permissionless network of witnesses to coordinate the AC^2T is analyzed in Section 6.2. Afterwards, an analysis on how to choose the witness network is developed in Section 6.3. Finally, an analysis of the AC^2T throughput as the witness network is chosen from the top-4 permissionless cryptocurrencies, sorted by market cap, is presented in Section 6.4.

6.1 Latency

The AC²T latency is defined as the difference between the timestamp t_s when an AC²T is started and the timestamp t_c when the AC²T is completed. t_s marks the moment when participants in the AC²T start to agree on the AC²T graph \mathcal{D} . t_c marks the completion of all the asset transfers in the AC²T by redeeming all the smart contracts in AC²T.

Let Δ be enough time for any participant to publish a smart contract in any permissionless blockchain, or to change a smart contract state through a function call of this smart contract, and for this change to be publicly recognized [16]. Also, let $Diam(\mathcal{D})$ be the AC²T graph diameter. The $Diam(\mathcal{D})$ is the length of the longest path from any vertex in \mathcal{D} to any other vertex in \mathcal{D} including itself.

The single leader atomic swap protocol presented in [16] has *two* phases: the AC²T smart contract sequential deployment phase and the AC²T smart contract sequential redemption phase. The deployment phase requires the deployment of all smart contracts in the AC²T, N , where exactly $Diam(\mathcal{D}) \leq N$ smart contracts are sequentially deployed resulting in a latency of $\Delta \cdot Diam(\mathcal{D})$. Similarly, the redemption phase requires the redemption of all smart contracts in the AC²T, N , where exactly $Diam(\mathcal{D}) \leq N$ smart contracts are sequentially redeemed resulting in a latency of $\Delta \cdot Diam(\mathcal{D})$. The overall latency of an AC²T that uses this protocol equals to the latency summation of these two phases $2 \cdot \Delta \cdot Diam(\mathcal{D})$. Figure 8 visualizes the two phases of the protocol where time advances from left to right. As shown, some smart contracts (e.g., SC_2 , SC_3 , and SC_4) could be deployed and redeemed in parallel but there are exactly $Diam(\mathcal{D})$ sequentially deployed and $Diam(\mathcal{D})$ sequentially redeemed smart contracts resulting in an overall latency of $2 \cdot \Delta \cdot Diam(\mathcal{D})$. Note that the protocol allows the parallel deployment and redemption of some smart contracts as long as they do not lead to an advantage to either a participant or a coalition in the AC²T.

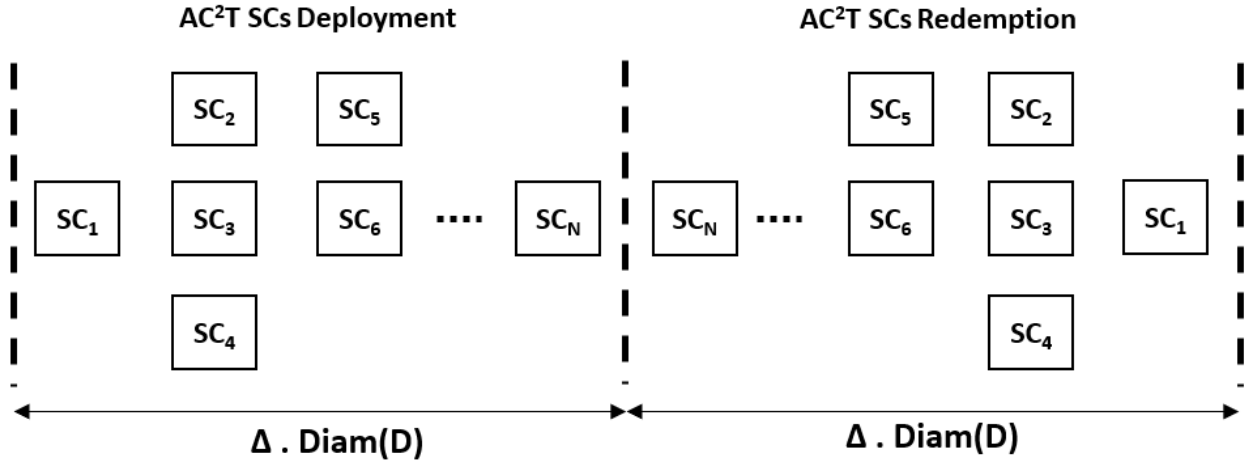


Figure 8: Overall transaction latency of $2 \cdot \Delta \cdot Diam(\mathcal{D})$ when the single leader atomic swap protocol in [16] is used.

On the other hand, the AC³WN protocol has *four* phases: the witness network smart contract deployment phase, the AC²T smart contract parallel deployment phase, the witness network smart contract state change phase, and the AC²T smart contract parallel redemption phase. The witness network smart contract deployment requires the deployment of the smart contract SC_w in the witness network resulting in a latency of Δ . The AC²T smart contract parallel deployment requires the parallel deployment of all smart contracts, N , in the AC²T resulting in a latency of Δ . The witness network smart contract state change requires a state change in SC_w either from P to RD_{auth} or from P to RF_{auth} through SC_w 's Redeem or Refund function calls resulting in a latency of Δ . Finally, the AC²T smart contract parallel redemption requires the parallel redemption of all smart contracts, N , in the AC²T resulting in a latency of Δ . The overall latency of an AC²T that uses this protocol equals to the latency summation of these four phases $4 \cdot \Delta$.

Figure 9 visualizes the four phases of the AC³WN protocol where time advances from left to right. As shown, all smart contracts in the AC²T are parallelly deployed and parallelly redeemed resulting in an overall latency of $4 \cdot \Delta$.

Figure 10 compares the overall AC²T latency in Δ s resulting from Herlihy's protocol in [16] and the AC³WN protocol as the transaction graph diameter, $Diam(\mathcal{D})$ increases. As shown, the AC³WN protocol achieves a constant latency of $4 \cdot \Delta$ irrespective of the transaction graph diameter value while Herlihy's protocol achieves a linear latency with respect to the transaction graph diameter value. Note that the smallest transaction graph consists of *two* nodes and *two* edges and hence the graph diameter in Figure 10 starts at 2.

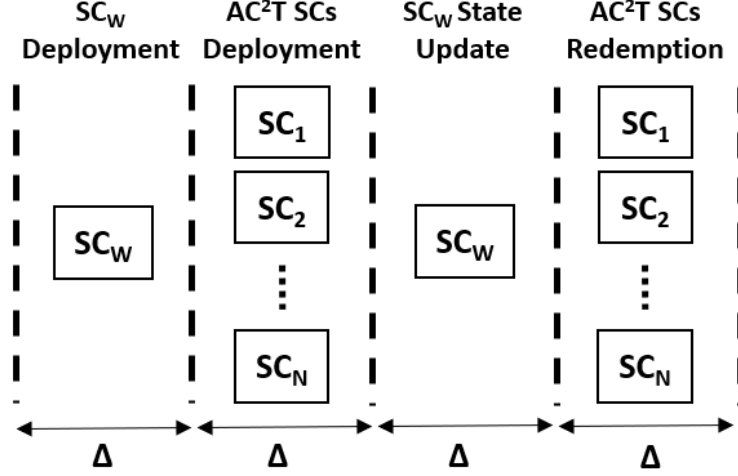


Figure 9: Overall transaction latency of $4 \cdot \Delta$ when the AC^3WN protocol in Section 4.2 is used.

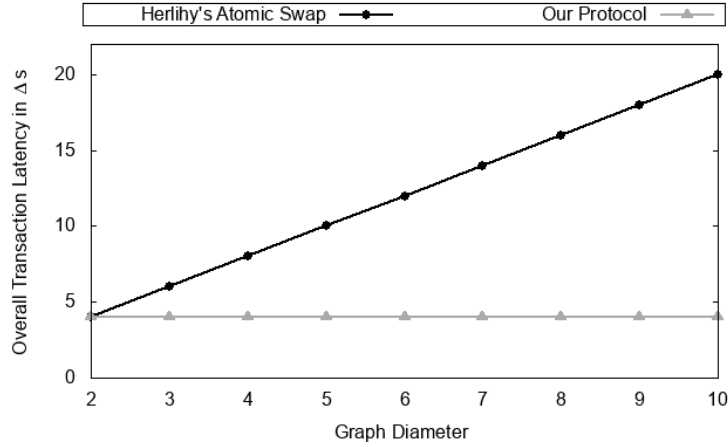


Figure 10: The overall AC^2T latency in Δ s as the graph diameter, $Diam(\mathcal{D})$, increases.

6.2 Cost Overhead

This section analyzes the monetary cost overhead of the AC^3WN protocol in comparison to Herlihy's atomic swap protocol in [16]. As explained in Section 2, miners charge end-users a fee for every smart contract deployment and every smart contract function call that results in a smart contract state change. This fee is necessary to incentivize miners to add smart contracts and append smart contract state changes to their mined blocks. As shown in Figures 8 and 9, both protocols deploy a smart contract for every edge $e \in \mathcal{E}$ where \mathcal{E} is the edge set of the AC^2T graph \mathcal{D} . This results in the deployment of $N = |\mathcal{E}|$ smart contracts in the smart contract deployment phase of both protocols. In addition, both protocols invoke a redemption or a refund function call for every deployed smart contract in the AC^2T resulting in N function calls. However, the AC^3WN protocol requires to deploy an additional smart contract SC_w in the witness network in addition to an additional function call to change SC_w 's state either from P to RD_{auth} or from P to RF_{auth} . The cost of SC_w deployment and SC_w state transition function call comprises the monetary cost overhead of the AC^3WN protocol. Let f_d be the deployment fee of any smart contract $SC_i \in AC^2T$ and f_{fc} be the function call fee of any smart contract function call. Then, the overall AC^2T fee of Herlihy's protocol is $N \cdot (f_d + f_{fc})$ while the overall AC^2T fee of the AC^3WN protocol is $(N + 1) \cdot (f_d + f_{fc})$. This analysis shows that AC^3WN imposes a monetary cost overhead of $\frac{1}{N}$ the transaction fee of Herlihy's protocol assuming equal deployment and functional call fees for all the smart contracts in the AC^2T .

But, *How much does it cost in dollars to deploy a smart contract and make a smart contract function call?* The answer is, it depends. Many factors affect a smart contract fee such as the length of the smart contract and the average transaction fee in the smart contract’s blockchain [6, 27]. Ryan [27] shows that the cost of deploying a smart contract with a similar logic to SC_w ’s logic in the Ethereum network costs approximately \$4 when the ether to USD rate is \$300. Currently, this costs approximately \$2 assuming the current ether to USD rate of \$140.

6.3 Choosing the Witness Network

This section develops some insights on how to choose the witness network for an AC²T. This choice has to consider the risk of choosing different permissionless blockchain networks as the witness of an AC²T and the relationship between this risk and the value of the assets exchanged in this AC²T. As the state of the witness smart contract SC_w determines the state of an AC²T, forks in the witness network present a risk to the atomicity of the AC²T. A fork in the witness network where one block has SC_w ’s state of RD_{auth} and another block has SC_w ’s state of RF_{auth} might result in an atomicity violation leading to an asset loss of some participants in the AC²T. To overcome possible violation, our AC³WN protocol does not consider a block where SC_w ’s state is either RD_{auth} or RF_{auth} as a commit or an abort evidence until this block is buried under d blocks in the witness network. This technique of resolving forks by waiting is presented in [22] and used by Pass and Shi in [25] to eliminate uncertainty of recently mined blocks. This fork resolution technique is efficient as the probability of eliminating a fork within d blocks is sufficiently high.

However, a malicious participant in an AC²T could fork the witness blockchain for d blocks in order to steal the assets of other participants in the AC²T. To execute this attack, a malicious participant rents computing resources to execute a 51% attack on the witness network. The cost of an hour of 51% attack for different cryptocurrency blockchains is presented in [7]. If the cost of running this attack for d blocks is less than the expected gains from running the attack, a malicious participant is incentivized to act maliciously.

To prevent possible maliciousness, the cost of running a 51% attack on the witness network for d blocks must be set to exceed the potential gains of running the attack. Let V_a be the value of the potentially stolen assets if the attack succeeds. Also, let C_h be the hourly cost of a 51% attack on the witness network. Finally, let d_h be the expected number of mined blocks per hour for the witness blockchain (e.g., $d_h = 6$ blocks / hour for the Bitcoin blockchain). The value d must be set to ensure that V_a is less than the cost of running the attack for d blocks $\frac{d \cdot C_h}{d_h}$. Therefore d must be set to achieve the inequality $d > \frac{V_a \cdot d_h}{C_h}$ in order to disincentivize maliciousness. For example, let V_a be \$1M and assume that the Bitcoin network is used to coordinate this transaction. The cost per hour of a 51% attack on the Bitcoin network is approximately $C_h = \$300K$. Therefore, d must be set to be $> \frac{\$1M \cdot 6}{\$300K} = 20$.

6.4 Throughput

The throughput of the AC²Ts is the number of transactions per second (tps) that could be processed assuming that every AC²T spans a fixed set of blockchains and is witnessed by a fixed witness blockchain. For an AC²T that spans multiple blockchains, the throughput is bounded by the slowest involved blockchain in the AC²T including the witness network. Let tps_i be the throughput of blockchain i . The throughput of the AC²Ts that span blockchains i, j, \dots, n and are witnessed by the blockchain w equals to $\min(tps_i, tps_j, \dots, tps_n, tps_w)$.

Blockchain	tps	Blockchain	tps
1) Bitcoin	7	3) Litecoin	56
2) Ethereum	25	4) Bitcoin Cash	61

Table 1: The throughput in tps of the top-4 permissionless cryptocurrencies sorted by their market cap [24].

Table 1 shows the transaction throughput of the top-4 permissionless cryptocurrencies sorted by their market cap. An example AC²T that exchange assets among Ethereum and Litecoin blockchains and is witnessed by the Bitcoin network achieves a throughput of 7. The witness network should be chosen from the set of involved blockchains (Litecoin and Ethereum in this example) to avoid limiting the transaction throughput.

7 Conclusion

This paper presents AC³WN, the first decentralized Atomic Cross-Chain Commitment protocol that ensures the all-or-nothing atomicity semantics even in the presence of participant crash failures and network delays. Unlike in [16, 23] where the protocol correctness mainly relies on participants rational behaviour, AC³WN separates the coordination of an Atomic Cross-Chain Transaction, AC²T, from its execution. A permissionless open network of witnesses coordinates the AC²T while participants in the AC²T execute sub-transactions in the AC²T. This separation allows AC³WN to

ensure atomicity of all the sub-transactions in an AC²T even in the presence of failures. In addition, this separation enables AC³WN to parallelly execute sub-transactions in the AC²T reducing the latency of an AC²T from $O(\text{Diam}(\mathcal{D}))$ in [16], where $\text{Diam}(\mathcal{D})$ is the diameter of the AC²T graph \mathcal{D} , to $O(1)$ irrespective of the size of the AC²T graph \mathcal{D} . Also, this separation allows AC³WN to scale by using different permissionless witness networks to coordinate different AC²Ts. This ensures that using a permissionless network of witnesses for coordination does not introduce any performance bottlenecks. Finally, the AC³WN protocol extends the functionality of the protocol in [16] by supporting AC²Ts with complex graphs (e.g., cyclic and disconnected graphs). AC³WN introduces a slight monetary cost overhead to the participants in the AC²T. This cost equals to the cost of deploying a coordination smart contract in the witness network plus the cost of a function call to the coordination smart contract to decide whether to commit or to abort the AC²T. The smart contract deployment and function call approximately cost \$2⁵ combined per AC²T when the Ethereum network is used to coordinate this AC²T.

References

- [1] Atomic cross-chain trading. https://en.bitcoin.it/wiki/Atomic_cross-chain_trading, 2018.
- [2] Bitcoin confirmations. <https://www.buybitcoinworldwide.com/confirmations/>, 2018.
- [3] Coinbase. <https://coinbase.com>, 2018.
- [4] Robinhood. <https://robinhood.com/>, 2018.
- [5] Solidity — solidity 0.5.5 documentation. <https://solidity.readthedocs.io/en/v0.5.5/>, 2018.
- [6] Avg. transaction fee historical chart. <https://bitinfocharts.com/comparison/transactionfees-btc-eth.html>, 2019.
- [7] Cost of a 51% attack for different cryptocurrencies. <https://www.crypto51.app/>, 2019.
- [8] P. A. Bernstein, V. Hadzilacos, and N. Goodman. Concurrency control and recovery in database systems. 1987.
- [9] V. Buterin et al. A next-generation smart contract and decentralized application platform. *white paper*, 2014.
- [10] T. Dickerson, P. Gazzillo, M. Herlihy, and E. Koskinen. Adding concurrency to smart contracts. In *Proceedings of the ACM Symposium on Principles of Distributed Computing*, pages 303–312. ACM, 2017.
- [11] I. Eyal, A. E. Gencer, E. G. Sirer, and R. Van Renesse. Bitcoin-ng: A scalable blockchain protocol. In *NSDI*, pages 45–59, 2016.
- [12] O. Goldreich. *Foundations of cryptography: volume 1, basic tools*. Cambridge University Press, Cambridge, 2001.
- [13] J. Gray et al. The transaction concept: Virtues and limitations. In *VLDB*, volume 81, pages 144–154. Citeseer, 1981.
- [14] J. N. Gray. Notes on data base operating systems. In *Operating Systems*, pages 393–481. Springer, 1978.
- [15] T. Haerder and A. Reuter. Principles of transaction-oriented database recovery. *ACM computing surveys (CSUR)*, 15(4):287–317, 1983.
- [16] M. Herlihy. Atomic cross-chain swaps. *arXiv preprint arXiv:1801.09515*, 2018.
- [17] M. Herlihy. Blockchains from a distributed computing perspective. *Communications of the ACM*, 62(2):78–85, 2019.
- [18] E. K. Kogias, P. Jovanovic, N. Gailly, I. Khoffi, L. Gasser, and B. Ford. Enhancing bitcoin security and performance with strong consistency via collective signing. In *25th USENIX Security Symposium (USENIX Security 16)*, pages 279–296, 2016.
- [19] L. Luu, V. Narayanan, C. Zheng, K. Baweja, S. Gilbert, and P. Saxena. A secure sharding protocol for open blockchains. In *Proceedings of the 2016 ACM SIGSAC Conference on Computer and Communications Security*, pages 17–30. ACM, 2016.
- [20] S. Maiyya, V. Zakhary, D. Agrawal, and A. E. Abbadi. Database and distributed computing fundamentals for scalable, fault-tolerant, and consistent maintenance of blockchains. *Proceedings of the VLDB Endowment*, 11(12):2098–2101, 2018.
- [21] S. Micali. Algorand: the efficient and democratic ledger. *CoRR*, abs/1607.01341, 2016.
- [22] S. Nakamoto. Bitcoin: A peer-to-peer electronic cash system. 2008.

⁵Assuming current ether to USD rate of \$140.

- [23] T. Nolan. Alt chains and atomic transfers. <https://bitcointalk.org/index.php?topic=193281.msg2224949#msg2224949>, 2013.
- [24] D. O’Keeffe. Understanding cryptocurrency transaction speeds. <https://medium.com/coinmonks/understanding-cryptocurrency-transaction-speeds-f9731fd93cb3>, 2018.
- [25] R. Pass and E. Shi. Hybrid consensus: Efficient consensus in the permissionless model. In *31st International Symposium on Distributed Computing (DISC 2017)*. Schloss Dagstuhl-Leibniz-Zentrum fuer Informatik, 2017.
- [26] R. L. Rivest, A. Shamir, and L. Adleman. A method for obtaining digital signatures and public-key cryptosystems. *Communications of the ACM*, 21(2):120–126, 1978.
- [27] D. Ryan. Costs of a real world ethereum contract. <https://hackernoon.com/costs-of-a-real-world-ethereum-contract-2033511b3214>, 2017.
- [28] G. Wood. Ethereum: A secure decentralised generalised transaction ledger. *Ethereum project yellow paper*, 151:1–32, 2014.
- [29] V. Zakhary, M. J. Amiri, S. Maiyya, D. Agrawal, and A. E. Abbadi. Towards global asset management in blockchain systems. *arXiv preprint arXiv:1905.09359*, 2019.