

The floatability of aerosols and waves damping on Titan's seas

Daniel Cordier,¹ Nathalie Carrasco^{2,3}

¹Groupe de Spectrométrie Moléculaire et Atmosphérique - UMR CNRS 7331
Campus Moulin de la Housse - BP 1039,
Université de Reims Champagne-Ardenne
51687 REIMS – France.

²LATMOS, UMR CNRS 8190, Université Versailles St Quentin,
UPMC Univ. Paris 06, 11 blvd d'Alembert,
78280 Guyancourt, France

³Institut Universitaire de France,
103, bd Saint-Michel,
75005 Paris, France

May 3, 2019

Titan, Saturn's largest moon, has a dense atmosphere, together with lakes and seas of liquid hydrocarbons. These liquid bodies, which are in polar regions and up to several hundred kilometres in diameter, generally have smooth surfaces despite evidence of near-surface winds. Photochemically generated organic aerosols form a haze that can settle and potentially interact with the liquid surface. Here we investigate the floatability of these aerosols on Titan's seas and their potential to dampen waves. We find that the majority of aerosols are denser than the liquid hydrocarbons, but that some could have liquid-repelling

properties. From calculation of the capillary forces, we propose that these liquidophobic aerosols could float and form a persistent film on Titans seas. We numerically model the wave damping efficiency of such a film under the conditions on Titan, demonstrating that even a film one molecule thick may inhibit formation of waves larger than a few centimetres in wavelength. We conclude that the presence of a floating film of aerosols deposited on Titans lakes and seas could explain the remarkable smoothness of their surfaces.

Titan, the main satellite of Saturn, is the only satellite of the solar system possessing a dense atmosphere. However, the most striking feature of Titan is perhaps the presence, of a thick layer of haze, source of inspiration of many works focused on photochemical products and aerosols properties¹. Besides, the presence of oceans of liquid hydrocarbons was conceived in the early eighties, while *Cassini* orbiter has revealed a collection of seas and lakes in the polar regions of Titan³. These structures involve diameters up to more than several hundreds kilometers. Air-fall deposits of photochemically produced organics, may coat the surface of the seas. Potential interactions between haze particles and liquid surfaces are therefore likely. To understand the fate of the aerosols at the surface of Titan's lakes, a first parameter to be investigated is their floatability. This issue of flotability is neither anecdotal nor formal. During pre-*Cassini* era, in the different context of radar volume scattering, the near surface properties of Titan's ocean have already been considered², in the scenario envisaged, particles or macromolecules were suspended in the liquid, maintained by some vertical currents. In the case where some material could accumulate at the sea surface over time, and build up a layer of some thickness, the presence of a such surface film can affect the gas, heat and momentum exchange between the sea of the atmosphere. On Earth, it is well known, for centuries, that an oil film damps the sea surface waves (Aristotle, *Problematica Physica*, 23, no. 38, and historical records mentioned in Ref. 4). At the surface of terrestrial oceans, biogenic surface microlayers appear due to se-

cretion of fish and plankton⁵, and they are detectable by satellite RADAR, through their waves damping effect⁶. Therefore, discussing the existence of a possible film, made of atmospheric products, covering some areas of Titan’s sea surface, appears particularly relevant. During fly-bys other major seas and lakes⁷⁻⁹, *Cassini* RADAR measurements have suggested mm-level flatness surfaces. Infrared ground imagery has also revealed very smooth surfaces for two of them^{10,11}. Even if infrared off-specular glints have been observed¹², corresponding probably to rougher zones, *Cassini* observations draw a picture of impressively smooth marine surfaces. If the physical and/or chemical properties of some molecules or particles, may lead to the appearance of a layer, or microlayer, at the surface of liquid formations, then the properties of the seas could be drastically affected. The question touches major properties of this unique case of “exo-oceanography”.

Material that can Sediment to the Surface of Titan

To avoid any ambiguity, we reserve the term “aerosols” to solid particles that make the thick hazy layer of Titan. This photochemical haze extends roughly from the surface up to about 1000 km altitude¹³ and it is made of aggregates of monomers. Aggregates show a fractal structure (see Supplementary Fig. 1) and count up to several thousands of monomers¹⁴; each of them can be approximated by a sphere¹⁵. The monomers radius determinations, agree for a value around 50 nm¹⁶. Each Titan’s haze model, based on a microphysical description, depends on the rate of particle production among several parameters¹⁷. The aerosols mass production, derived empirically, has its values¹⁷ spreading around $\sim 10^{-13}$ kg m⁻² s⁻¹. With the haze layers in steady state, the “mass production rate” is also the average “mass deposit rate” of aerosols, *i.e.* the sedimentation rate over the surface of Titan. The adopted value corresponds, at ground level, to one nanometer per year, if we assume a density around 10³ kg m⁻³. These organic particles should not be surrounded by liquid, in Titan’s dry regions, while in the most humid ones, aerosols can

play the role of nucleation cores for liquid methane droplets formation¹⁸. Even if observational evidences for rainfalls are rare¹⁹; at Titan, the polar regions are recognized to be the wettest from climate simulations²⁰. In these regions, the precipitations of liquid methane are governed by the presence of small particles (micronic or submicronic) known as cloud condensation nuclei, aerosols are very good candidates for this role. In summary, a certain amount of aerosols should reach the seas as dry particles, whereas the remaining could get the sea embedded in liquid droplets.

Titan's aerosols are the end-products of a complex chemistry, in which a plethora of small molecules is generated. Some of them are detected by spaceborne instruments²¹ or by Earth's telescopes²². On the theoretical side, models account for the production of these species²³. Due to local thermodynamic conditions, some of these compounds can condensate to form either liquid droplets or ice crystals. For instance, the VIMS instrument aboard *Cassini* allowed the detection of micrometre-sized particles of frozen hydrogen cyanide (HCN ice) over Titan's southern pole²⁴. The mass flux, to the surface, of these compounds is not negligible. Models indicate a mass flux for HCN of the same order of magnitude as that of aerosols²⁵. Hydrogen cyanide is not the only species that can produce organic crystals in the atmosphere, among many others, molecules like C₂H₂ and HC₃N have also a similar potential²⁶. Nonetheless, HCN appears to be the most abundant. The key point for our purpose, is the potential propensity of these micron-sized crystals to aggregate with each other into, micron to millimeter-sized particles, analogs of terrestrial snowflakes²⁷. The physical properties of HCN do not preclude this type of process. In this perspective, Titan's troposphere could be the scene of "exotic snowfalls" composed of "HCN-flakes" (or C₂H₂-flakes, ...). Even if CO₂ "snowfalls" has been considered in the case of Mars²⁸, perhaps curiously this possibility has never been investigated from the point of view of microphysics in the context of Titan.

Finally, two *Cassini* instruments detected large molecules in Titan's thermosphere, with charge/mass ratios up to²⁹ $\sim 10,000$. In addition, the presence of polycyclic aromatic hydrocarbons above an altitude of ~ 900 km has been also suggested³⁰. These facts plead in favor of the presence of large molecules at ground level, analogs of terrestrial surfactants³¹.

In summary, we have determined three sources of material that can end at the surface of Titan's hydrocarbon seas: (1) the haze particles, (2) crystallized organics, (3) large molecules, harboring at least one "liquidophobic" function.

Existence and persistence of a floating film

Two distinct effects may be invoked when the floatability of an object is questioned: (1) the Archimedes' buoyancy, (2) the effect of capillary processes.

In an idealized case, the only relevant parameter is the density of monomers material, compared to the density of sea liquid. In the absence of any wetting effect the liquid penetrates in the whole aerosol free volume. In such a situation, the fractal structure of aerosols cannot be invoked to introduce an "effective density", lower than the monomers one. This is why we focus on the density of monomers. These latter are recognized to be formed by molecules harboring a large number of carbon and nitrogen atoms³². As a first guess, we can adopt Earth fossil carbon forms, like oil or bitumen, as analogs for monomers the organic matter. Since petroleum industry products are made of complex mixtures of numerous species, their density is not unique, and for oil³³ ranges between 0.8 and 0.95 g cm⁻³.

During its descent to Titan's surface, the *Huygens* probe made a lot of measurements, and the ACP (Aerosol Collector and Pyrolyser)-GCMS (Gas Chromatograph and Mass Spectrometer) experiment analyzed the chemical composition of the collected aerosols¹⁴. Their nuclei were found to be made up of N-rich organics, without information about the molecular structure.

The best estimations of their composition and density are, to date, provided by Titan’s aerosol laboratory analogues, named “tholins”³⁴. The few available measurements may be classified into two categories: the high pressure experiments³⁵ producing relatively light materials with a density around $\sim 0.8 \text{ g cm}^{-3}$, and the low pressure simulations^{36,37} leading to heavier products, with a mean density in the range $1.3 - 1.4 \text{ g cm}^{-3}$. For low pressure measurements, individual density determinations can be found down to³⁵ 0.4 g cm^{-3} . Concerning “exotic snows”, densities of solid organics that could be common at the surface of Titan, may be found in the literature³⁸: for the most abundant, and less soluble, HCN, the value should be $\sim 1.03 \text{ g cm}^{-3}$. Even if the chemical composition of Titan’s seas is not known in details, there is a general consensus to consider that the main components are methane, ethane with some amounts of nitrogen^{39,40}. In Supplementary Table 1 we have gathered the densities of these species in conditions relevant for Titan’s polar surface. A quick inspection of this table convinces that, as a general tendency, monomers density should remain above the expected value for the liquid. In such circumstances, the majority of aerosols particles, or exotic “snowflakes”, should sink to the depths of hydrocarbons seas. This do not exclude the formation of a floating deposit, supported only by Archimedes buoyancy, and formed by the lightest in the mass spectrum.

We turn now our attention to capillary processes. It is well known that small bodies heavier than the supporting liquid, including those made of iron, can float under the influence of the so-called capillary force. Even some animals, bugs of the family of the *Gerridae* (water striders) take advantage of this kind of force to survive at the surface of water⁴¹. As recalled in Method, the action of a liquid on a tiny object is a function of two parameters: (1) the surface tension σ (N m^{-1}), an intrinsic property of the interface liquid-air; (2) the contact angle θ_c , which represents the interaction between the liquid and the material of the considered object. For $0^\circ \leq \theta_c \leq 90^\circ$ the liquid is rather “attracted” by the solid material, thus called “liquidophilic” in this case.

When $90^\circ \leq \theta_c \leq 180^\circ$, the material is liquid-repellant and is named “liquidophobic”. Clearly, an aerosol monomer, seen as a small sphere, may be maintained at the surface solely if the monomer is made of “liquidophobic” matter. A simple derivation (see Methods), based on a balance between weight and capillarity forces, leads to the layer thickness

$$e \simeq \frac{3 \sigma |\cos \theta_c|}{r g_{\text{Tit}} \rho_{\text{mono}}} \quad (1)$$

In the case of a perfect non-wetting liquid (*i.e.* for $\theta_c = 180^\circ$), a numerical estimate can be obtained for e , assuming a surface tension σ fixed to $2 \times 10^{-2} \text{ N m}^{-1}$ (see Supplementary Table 2), a radius of monomers at 50 nm and taking $\rho_{\text{mono}} = 800 \text{ kg m}^{-3}$, we found $e \simeq 500 \text{ m}$. Such an unrealistically large value is the signature of the existence of strong limiting factors. The most obvious limitations are the aerosols sedimentation rate representing a few nanometer per year, and the idealized poor wettability. This, then, leads naturally to a discussion concerning expected contact angles.

On Titan, maritime surfaces are not the unique place for possible interaction between liquids and solid particles. This kind of interaction is known to play a crucial role in the formation of cloud particles, which are generated by heterogeneous nucleation⁴². On the Earth, heterogeneous nucleation on micronic and sub-micronic aerosols is the dominant mechanism in forming liquid cloud droplets. In the context of Titan, given the large abundance of aerosols, a similar microphysics has been proposed for the nucleation of liquid methane droplets or small ethane crystals⁴³. In these approaches, the contact angle plays a key role that can be easily understood: the more aerosols are wettable, the more the liquid can spread over its surface and favor the formation of a liquid “envelope”. Unfortunately, contact angles are very unconstrained parameters⁴⁴, what can be found in the literature is either not perfectly relevant^{15,45}, or comes from informal personal communication⁴³. Except concerning the nucleation of solid butane, we did not find proper peer reviewed publications providing θ_c values for nucleation onto “tholins”.

Then, cloud formation models include values close to⁴³ $\theta_c \simeq 0^\circ$ and which obviously favors the formation of droplets onto organic aerosols particles. In other words, microphysics models of clouds assume the existence of “liquidophilic” aerosols to play the role of condensation nuclei, whereas “liquidophobic” particles are required to form a floating layer over Titan’s lakes surface.

Let us now examine if some clues can be found about the wettability of aerosols. The actual chemical composition of Titan’s aerosols is not known. Many teams published the global stoichiometry $C_xH_yN_z$ of “tholins”, which spectral signature is compatible with what is observed at the Saturn moon. Nonetheless, spectroscopy is not sensitive neither to the detailed chemical composition nor to the exact composition and physical state of aerosol surface. These surface properties determine the “liquidophilic” or “liquidophobic” character of aerosols⁴⁶. During their fall to Titan’s ground, particles may also undergo a variety of alterations, due to charging, photolysis or radiolysis^{26,47}. This “aging”, changes the surface properties of aerosols. This way, their wettability may evolve before they get to the sea surface. Laboratory measurements show a very low solubility of tholins in non-polar solvents⁴⁸. An high solubility is generally recognized to be associated with a liquidophilic character. Thus, the low solubility of tholins may be regarded as an indication of a liquidophobia. Similarly, HCN snow may also float due to a strong liquidophobic properties.

Considering the very likely existence of a rich variety of aerosol surface properties, we propose the presence of both “liquidophilic” and “liquidophobic” aerosols in Titan’s atmosphere. The first family of particles sink when they reach the maritime surface, even if they arrive in a “dry state”. The particles belonging to the second category do not participate to the clouds formation and float when touching the surface of the sea. These kind of particles are good candidates for building up a more or less thick layer at the surface of hydrocarbons seas. In a sense, the surface of Titan’s lakes/seas could retain liquidophobic material.

Since the precipitation rates of atmospheric products are small, one might wonder how an organic microlayer can build up and be maintained, rather than being destroyed by weathering. Titan surface is a dynamic environment: wind, rain, fluvial runoff or tides could impede such a formation. It is well known that saltation of particles is much more difficult from a wet substrate rather than from a dry surface⁴⁹. Thus, if lands surrounding seas are wet, the wind should let organic dusty material lieing down over these terrains, and similarly should not rip marine floating film. On the contrary, if polar lands are dry, the saltation should be easy and the wind could transport material to sea surface, which could behave as a “wet trap”, leading to an accumulation process. Methane rain droplets, or nitrogen bubbles coming from seabed^{39,50}, may locally disrupt the layer. Thanks to basics physics laws, the momenta associated to the impact of such objects can be estimated respectively to $5 \times 10^{-2} \text{ kg m s}^{-1}$ and 1 kg m s^{-1} , revealing that bubbles could be more efficient than rain droplets. Nevertheless, more specific conclusion cannot be drawn since the mechanical properties of films are not known. But, bubbles and droplets have a significant difference: droplets bring to seas material washed up along their fall. Indeed, droplets transport solid particles on which they have nucleated. If rainfalls are heavy enough, fluvial run-off can also favor the appearance of surface layers, by transporting material from lands to seas. Finally, according to numerical simulations⁵¹, Titan’s seas undergo a moderate tidal activity. Except along the shores, where material could be periodically deposited and returned to the liquid, the tides should not alter any large film due to their large “wavelength”. Nevertheless, relatively strong tidal currents, through the straits may generate some wave fields⁵².

If lakes behave like a trap, an almost continuous shore-to-shore deposit can be expected. In the contrary, where only a partial coverage is at work, this aspect could introduce some temporal and spatial variabilities in surface properties. Even if it seems difficult to destroy floating

layers by wind, rain, run-off or tides, these effects could induce migration or fragmentation of slicks. Intrinsic properties of floating material could also induce some evolution. Floating small objects⁵³ can make large structures by self-assembly processes driven by lateral capillary interactions. Finally, we stress that observations of specular reflections⁵⁴ over lakes is consistent with a partial and evolving film coverage. In the case of a shore-to-shore slick, a large range of refractive index values is compatible with glint observations, for which the photon fluxes are uncertain due to the lack of knowledge about the optical thickness of the hazy cap.

Damping of Sea Waves by Surface Films

The first fully satisfying theoretical explanation has been published in the sixties⁵⁵. For a monomolecular film, the damping of a wave of initial amplitude a_0 , after a propagation along a distance x can be written

$$a(x) = a_0 \exp -\Delta x \quad (2)$$

with Δ (m^{-1}), the damping coefficient, which depends on the wavelength λ . A “clean surface”, *i.e.* free of slick, has a damping coefficient noted Δ_0 (see Method). In order to characterize the damping effect of a supernatant film, it is usual to introduce the relative damping ratio defined as⁴

$$y(\lambda) = \Delta/\Delta_0 \quad (3)$$

This ratio depends on the intrinsic mechanical properties of the surface slick, which are represented by E_0 (N m^{-1}) the modulus of its coefficient of elasticity, and ω_d (s^{-1}) a parameter accounting for the relaxation time of the layer (see Method for details). In Fig. 1, we have reported the variations of $y(\lambda)$, employing values representative for monomolecular films (*e.g.* for hexadecanoic acid methyl ester $E_0 = 4.5 \times 10^{-2} \text{ N m}^{-1}$ and $\omega_d = 22 \text{ rad s}^{-1}$, while for oleic acid $E_0 = 1.4 \times 10^{-2} \text{ N m}^{-1}$ and $\omega_d = 38 \text{ rad s}^{-1}$). Not surprisingly, large viscoelastic

modulii E_0 produce a strong damping effect; whereas, long relaxation times (*i.e.* low frequencies ω_d) lead to efficient damping. If we compare the Earth and Titan, the general tendency is at least a similar damping effect at short wavelengths, and a much stronger effect at longer wavelengths. The properties of the sea liquid have also their influence on the waves formation. Except the surface tension σ (see Supplementary Fig. 2), which has a minor influence, all the other parameters tend to enhance the wave damping at Titan. Undoubtedly, the sea viscosity ν has the strongest effect by, in our example, multiplying the value of y by a factor of ~ 4 ; corresponding to a factor of $\sim \exp 4 \simeq 55$ on the wave amplitude. According to this first approach, Titan seems to be more favorable for a wave damping caused by a monomolecular film, than the Earth, because liquid hydrocarbons have a density and a viscosity smaller than that of liquid water.

A monomolecular film is the thinnest blanket that one could imagine, but thicker deposits are also conceivable. A formalism, specifically adapted to these finite-thickness layers, have also been developed (see Method). In that more general frame, the relative damping ratio y depends explicitly on the slick thickness d , and it firmly increases when d becomes larger. Essentially, results obtained with monomolecular films remain valid with thicker ones.

Common observations, and numerous academic studies, show that winds, blowing over water, are found to result in the birth and growth of waves upon sea surface⁵⁶. The global picture of waves generation can be divided into three physical processes. First turbulence in the wind produces random stress variations on the surface. These pressure and tangential shear fluctuations give rise to small wavelets, due to resonances in the wind-sea coupling^{57,58}. Secondly the waves amplitude is reinforced by the air flow, the pressure being maximum on the windward side of the crest and minimum on the leeward side⁵⁸. Finally the waves start to interact each with other, exciting longer wavelength modes⁵⁶. Many effects conspire to limit the wave growth in height and wavelength. For instance, the fetch length over which the wind blows and the so-called

“whitecapping”, affect the final spectrum of waves⁵⁶.

It is worth noting that without the generation of the very first ripples, due to air turbulent eddies near the surface, the large waves cannot be produced, and the surface of the ocean would remain mirror-smooth. An estimation, for the wavelength λ_r , of these initial wavelets caused by resonances is given by⁵⁷

$$\lambda_r = 2\pi\sqrt{\frac{\sigma}{\rho g}} \quad (4)$$

with the notation already adopted in previous paragraphs. In the context of the Earth, this equation leads to $\lambda_r \simeq 1.7$ cm, whereas a transposition to Titan yields to a similar value $\lambda_r \simeq 3.4$ cm. Our discussion about the damping rate of waves, indicates that a very strong damping could occur at Titan mares, with a maximum efficiency around a wavelength of a few centimeters (see Fig. 3), depending on the nature and actual properties of the floating deposit. Therefore, if the surface of a Titan sea was covered, at least partially, by such a film/slick; the onset of wave formation could be impeded, leading to the non-existence of waves at all larger wavelengths, in the corresponding regions.

Compatibility of a strong wave damping with observations

In this paper, we have considered the massive presence of aerosols, an other organic products (large molecules, HCN crystals/snow flakes, ...), in the atmosphere of Titan; that sediment to the ground where in polar regions hydrocarbon seas and lakes are observed. The formation of a more or less thin deposit at the sea surface appears to be plausible. As already mentioned, the off-specular infrared observations may not be in conflict with this scenario: (1) the deposit may be patchy, letting free liquid being wavy, and/or (2) the floating layer may itself produce these “reflections”, if the local deposit has a kind of “roughness” at infrared wavelengths. Recently, a mechanism has been proposed to explain the occurrence of efficient RADAR reflectors at Ligeia Mare, one of the main Titan’s seas^{59,60}. These, so-called, “Magic Islands” could be produced

by streams of nitrogen bubbles rising from the sea depths^{39,50}. This scenario is not in conflict with the existence of a thin film at the sea surface: bubbles arriving at the surface could locally break the layer, and, in the same time, the RADAR-waves transparency of that slick could not prevent the observation of bubbles still in the volume of the sea liquid, as it is proposed.

This work has strongly highlighted the need for laboratory studies of interactions between cryogenic liquids, relevant for Titan, and tholins. Particularly, reliable contact angles determinations are fundamental for the behavior of hydrocarbon seas together with nucleation of liquid droplets within atmospheric microphysics processes. This new class of experimentations includes studies of surfaces states and compositions of tholins particles. As an extension of preliminary works⁶¹, wind-tunnels may also be used, at room temperature, with liquids and fine particles or floating films, analog to what is expected on Titan.

Given its, potentially crucial, role in the carbon cycle, floating film/slick could be an important target for possible future *in situ* explorations⁶². And, much more speculatively, it could harbor an original “exobiological” activity.

References

1. S. M. Hörst, “Titan’s atmosphere and climate,” *J. Geophys. Res.* **122**, 432–482 (2017).
2. J. I. Lunine, *Symposium on Titan*, B. Kaldeich, ed. (1992), vol. 338 of *ESA Special Publication*, pp. 233–239.
3. E. R. Stofan, C. Elachi, J. I. Lunine, R. D. Lorenz, B. Stiles, K. L. Mitchell, S. Ostro, L. Soderblom, C. Wood, H. Zebker, S. Wall, M. Janssen, R. Kirk, R. Lopes, F. Paganelli, J. Radebaugh, L. Wye, Y. Anderson, M. Allison, R. Boehmer, P. Callahan, P. Encrenaz,

- E. Flamini, G. Francescetti, Y. Gim, G. Hamilton, S. Hensley, W. T. K. Johnson, K. Kellerher, D. Muhleman, P. Paillou, G. Picardi, F. Posa, L. Roth, R. Seu, S. Shaffer, S. Vetrella, and R. West, “The lakes of Titan,” *Nature* **445**, 61–64 (2007).
4. W. Alpers and Hühnerfuss, “The damping of Ocean Waves by Surface Films: A New Look at an Old Problem,” *J. Geophys. Res.* **94**, 6251–6265 (1989).
 5. C. Lancelot and S. Mathot, “Dynamics of a Phaeocystis-dominated spring bloom in Belgian coastal waters. I. Phytoplanktonic activities and related parameters,” *Mar. Ecol. Prog. Ser.* **37**, 239–248 (1987).
 6. I. I. Lin, W. Alpers, and W. T. Liu, “First evidence for the detection of natural surface films by the QuickSCAT scatterometer,” *Geophys. Res. Lett.* **30**, 1713 (2003).
 7. L. C. Wye, H. A. Zebker, and R. D. Lorenz, “Smoothness of Titan’s Ontario Lacus: Constraints from Cassini RADAR specular reflection data,” *Geophys. Res. Lett.* **36**, L16201 (2009).
 8. H. Zebker, A. Hayes, M. Janssen, A. Le Gall, R. Lorenz, and L. Wye, “Surface of Ligeia Mare, Titan, from Cassini altimeter and radiometer analysis,” *Geophys. Res. Lett.* **41**, 308–313 (2014).
 9. C. Grima, M. Mastrogiuseppe, A. G. Hayes, S. D. Wall, R. D. Lorenz, J. D. Hofgartner, B. Stiles, C. Elachi, and Cassini Radar Team, “Surface roughness of Titan’s hydrocarbon seas,” *Earth Planet. Sci. Lett.* **474**, 20–24 (2017).
 10. K. Stephan, R. Jaumann, R. H. Brown, J. M. Soderblom, L. A. Soderblom, J. W. Barnes, C. Sotin, C. A. Griffith, R. L. Kirk, K. H. Baines, B. J. Buratti, R. N. Clark, D. M. Lytle, R. M. Nelson, and P. D. Nicholson, “Specular reflection on Titan: Liquids in Kraken Mare,” *Geophys. Res. Lett.* **37**, L07104 (2010).

11. J. W. Barnes, J. M. Soderblom, R. H. Brown, L. A. Soderblom, K. Stephan, R. Jaumann, S. L. Mouélic, S. Rodriguez, C. Sotin, B. J. Buratti, K. H. Baines, R. N. Clark, and P. D. Nicholson, “Wave constraints for Titan’s Jingpo Lacus and Kraken Mare from VIMS specular reflection lightcurves,” *Icarus* **211**, 722–731 (2011).
12. J. W. Barnes, C. Sotin, J. M. Soderblom, R. H. Brown, A. G. Hayes, M. Donelan, S. Rodriguez, S. Le Mouelic, K. H. Baines, and T. B. McCord, “Cassini/VIMS Observes Rough Surfaces on Titan’s Punga Mare in Specular Reflection,” *Planet. Sci.*, vol. 3, p. 3, Aug. 2014.
13. R. A. West, P. Lavvas, C. Anderson, and H. Imanaka, *Titans haze*, ch. 8, pp. 285–321. New York: Cambridge University Press (2014).
14. M. G. Tomasko, L. Doose, S. Engel, L. E. Dafoe, R. West, M. Lemmon, E. Karkoschka, and C. See, “A model of Titan’s aerosols based on measurements made inside the atmosphere,” *Planet. Space Sci.* **56**, 669–707 (2008).
15. D. B. Curtis, C. D. Hatch, C. A. Hasenkopf, O. B. Toon, M. A. Tolbert, C. P. McKay, and B. N. Khare, “Laboratory studies of methane and ethane adsorption and nucleation onto organic particles: Application to Titan’s clouds,” *Icarus* **195**, 792–801 (2008).
16. B. Seignovert, P. Rannou, P. Lavvas, T. Cours, and R. A. West, “Aerosols optical properties in Titan’s detached haze layer before the equinox,” *Icarus* **292**, 13–21 (2017).
17. P. Rannou, F. Hourdin, C. P. McKay, and D. Luz, “A coupled dynamics-microphysics model of Titan’s atmosphere,” *Icarus* **170**, 443–462 (2004).
18. P. Rannou, F. Montmessin, F. Hourdin, and S. Lebonnois, “The Latitudinal Distribution of Clouds on Titan,” *Sci* **311**, 201–205 (2006).

19. E. P. Turtle, J. E. Perry, A. G. Hayes, R. D. Lorenz, J. W. Barnes, A. S. McEwen, R. A. West, A. D. Del Genio, J. M. Barbara, J. I. Lunine, E. L. Schaller, T. L. Ray, R. M. C. Lopes, and E. R. Stofan, “Rapid and Extensive Surface Changes Near Titan’s Equator: Evidence of April Showers,” *Sci* **331**, 1414–1417 (2011).
20. T. Schneider, S. D. B. Graves, E. L. Schaller, and M. E. Brown, “Polar methane accumulation and rainstorms on Titan from simulations of the methane cycle,” *Nature* **481**, 58–61 (2012).
21. A. Coustenis, D. E. Jennings, R. K. Achterberg, G. Bampasidis, P. Lavvas, C. A. Nixon, N. A. Teanby, C. M. Anderson, V. Cottini, and F. M. Flasar, “Titan’s temporal evolution in stratospheric trace gases near the poles,” *Icarus* **270**, 409–420 (2016).
22. E. M. Molter, C. A. Nixon, M. A. Cordiner, J. Serigano, P. G. J. Irwin, N. A. Teanby, S. B. Charnley, and J. E. Lindberg, “ALMA Observations of HCN and Its Isotopologues on Titan,” *AJ* **152**, 42 (2016).
23. V. A. Krasnopolsky, “Chemical composition of Titan’s atmosphere and ionosphere: Observations and the photochemical model,” *Icarus* **236**, 83–91 (2014).
24. R. J. de Kok, N. A. Teanby, L. Maltagliati, P. G. J. Irwin, and S. Vinatier, “HCN ice in Titan’s high-altitude southern polar cloud,” *Nature* **514**, 65–67 (2014).
25. P. Lavvas, C. A. Griffith, and R. V. Yelle, “Condensation in Titan’s atmosphere at the Huygens landing site,” *Icarus* **215**, 732–750 (2011).
26. I. Couturier-Tamburelli, N. Piétri, V. Le Letty, T. Chiavassa, and M. Gudipati, “UV—Vis Light-induced Aging of Titan’s Haze and Ice,” *ApJ* **852**, 117 (2018).

27. P. V. Hobbs, S. Chang, and J. D. Locatelli, “The Dimensions and Aggregation of the Ice Crystals in Natural Clouds,” *J. Geophys. Res.* **79**, 2199–2206 (1974).
28. F. Forget, F. Hourdin, and O. Talagrand, “CO₂ Snowfall on Mars: Simulation with a General Circulation Model,” *Icarus* **131**, 302–316 (1998).
29. J. H. Waite, D. T. Young, T. E. Cravens, A. J. Coates, F. J. Crary, B. Magee, and J. Westlake, “The Process of Tholin Formation in Titan’s Upper Atmosphere,” *Sci* **316**, 870 (2007).
30. M. López-Puertas, B. M. Dinelli, A. Adriani, B. Funke, M. García-Comas, M. L. Moriconi, E. D’Aversa, C. Boersma, and L. J. Allamandola, “Large Abundances of Polycyclic Aromatic Hydrocarbons in Titan’s Upper Atmosphere,” *ApJ* **770**, 132 (2013).
31. J. Stevenson, J. Lunine, and P. Clancy, “Membrane alternatives in worlds without oxygen: Creation of an azotosome,” *Sci. Adv.* **1**, (2015).
32. T. Gautier, N. Carrasco, I. Schmitz-Afonso, D. Touboul, C. Szopa, A. Buch, and P. Pernot, “Nitrogen incorporation in Titan’s tholins inferred by high resolution orbitrap mass spectrometry and gas chromatography-mass spectrometry,” *Earth Planet. Sci. Lett.* **404**, 33–42 (2014).
33. J. Ancheyta and J. G. Speight, *Hydroprocessing of Heavy Oils and Residua*. CRC Press, 1st edition ed. (2007).
34. C. Sagan, W. R. Thomson, and B. Khare, “Titan: A laboratory for pre-biological organic chemistry,” *Acc. Chem. Res.* **25**, 286–292 (1992).
35. S. M. Hörst and M. A. Tolbert, “In Situ Measurements of the Size and Density of Titan Aerosol Analogs,” *ApJL* **770**, L10 (2013).

36. H. Imanaka, D. P. Cruikshank, B. N. Khare, and C. P. McKay, “Optical constants of Titan tholins at mid-infrared wavelengths (2.5-25 μm) and the possible chemical nature of Titan’s haze particles,” *Icarus* **218**, 247–261 (2012).
37. Y. Brouet, A. C. Levasseur-Regourd, P. Sabouroux, L. Neves, P. Encrenaz, O. Poch, A. Pommerol, N. Thomas, W. Kofman, A. Le Gall, V. Ciarletti, A. Hérique, A. Lethuillier, N. Carrasco, and C. Szopa, “A porosity gradient in 67P/C-G nucleus suggested from CONSERT and SESAME-PP results: an interpretation based on new laboratory permittivity measurements of porous icy analogues,” *MNRAS* **462**, S89–S98 (2016).
38. D. Cordier, T. Cornet, J. W. Barnes, S. M. MacKenzie, T. Le Bahers, D. Nna Mvondo, and A. G. Ferreira, “Structure of titan’s evaporites,” *Icarus* **270**, 41–56 (2016).
39. D. Cordier, F. García-Sánchez, D. N. Justo-García, and G. Liger-Belair, “Bubble streams in Titan’s seas as a product of liquid $\text{N}_2 + \text{CH}_4 + \text{C}_2\text{H}_6$ cryogenic mixture,” *Nat. Astron.* **1**, 0102 (2017).
40. A. Le Gall, M. J. Malaska, R. D. Lorenz, M. A. Janssen, T. Tokano, A. G. Hayes, M. Mastrogiuseppe, J. I. Lunine, G. Veyssière, P. Encrenaz, and O. Karatekin, “Composition, seasonal change, and bathymetry of Ligeia Mare, Titan, derived from its microwave thermal emission,” *J. Geophys. Res.* **121**, 233–251 (2016).
41. X. Gao and L. Jiang, “Biophysics: Water-repellent legs of water striders,” *Nature* **432**, 36 (2004).
42. A. Sánchez-Lavega, *An Introduction to Planetary Atmospheres*. CRC Press (2010).
43. E. L. Barth and O. B. Toon, “Methane, ethane, and mixed clouds in Titan’s atmosphere: Properties derived from microphysical modeling,” *Icarus* **182**, 230–250 (2006).

44. S. Rodriguez, P. Paillou, M. Dobrijevic, G. Ruffié, P. Coll, J. M. Bernard, and P. Encrenaz, “Impact of aerosols present in Titan’s atmosphere on the CASSINI radar experiment,” *Icarus* **164**, 213–227 (2003).
45. D. B. Curtis, O. B. Toon, M. A. Tolbert, C. P. McKay, and B. N. Khare, “Laboratory studies of butane nucleation on organic haze particles: Application to Titan’s clouds,” *Icarus* **109**, 1382–1390 (2005).
46. H. R. Pruppacher and J. D. Klett, *Microphysics of Clouds and Precipitation*. Dordrecht: Reidel (1978).
47. R. Courtin, S. J. Kim, and A. Bar-Nun, “Three-micron extinction of the Titan haze in the 250700 km altitude range: Possible evidence of a particle-aging process,” *A&A* **573**, A21 (2015).
48. N. Carrasco, I. Schmitz-Afonso, J.-Y. Bonnet, E. Quirico, R. Thissen, O. Dutuit, A. Bagag, O. Laprévotte, A. Buch, A. Giulani, G. Adandé, F. Ouni, E. Hadamcik, C. Szopa, and G. Cernogora, “Chemical Characterization of Titans Tholins: Solubility, Morphology and Molecular Structure Revisited,” *J. Phys. Chem. A* **113**, 11195–11203 (2009). PMID: 19827851.
49. R. D. Lorenz, “Physics of saltation and sand transport on Titan: A brief review,” *Icarus* **230**, 162–167 (2014).
50. D. Cordier and G. Liger-Belair, “Bubbles in Titans Seas: Nucleation, Growth, and RADAR Signature,” *ApJ* **859**, 26 (2018).
51. D. Vincent, K. Ozgur, V. Vallaey, A. G. Hayes, M. Mastrogiuseppe, C. Notarnicola, V. Dehant, and E. Deleersnijder, “Numerical study of tides in Ontario Lacus, a hydrocarbon lake on the surface of the Saturnian moon Titan,” *Ocean Dynamics* **66**, 461–482 (2016).

52. N. Kurata, K. Vella, B. Hamilton, M. Shivji, A. Soloviev, S. Matt, A. Tartar, and W. Perrie *Sci. Rep.* **6**, 19123 (2016).
53. G. M. Whitesides and M. Boncheva, “Beyond molecules: Self-assembly of mesoscopic and macroscopic components,” *PNAS* **99**, 4769–4774 (2002).
54. J. M. Soderblom, J. W. Barnes, L. A. Soderblom, R. H. Brown, C. A. Griffith, P. D. Nicholson, K. Stephan, R. Jaumann, C. Sotin, K. H. Baines, B. J. Buratti, and R. N. Clark, “Modeling specular reflections from hydrocarbon lakes on Titan,” *Icarus* **220**, 744–751 (2012).
55. M. van den Tempel and R. P. van de Riet *J. Chem. Phys.* **42**, 2769 (1965).
56. G. J. Komen, L. Cavaleri, M. Donelan, K. Hasselmann, S. Hasselmann, and P. A. E. M. Janssen, *Dynamics and Modelling of Ocean Waves*. Cambridge, UK: Cambridge University Press, 1st ed. (1994).
57. F. T. Phillips, “On the generation of waves by turbulent wind,” *J. Fluid Mech.* **2**, 417–445 (1957).
58. J. W. Miles, “On the generation of the surface waves by shear flows,” *J. Fluid Mech.* **3**, 185–204 (1957).
59. J. D. Hofgartner, A. G. Hayes, J. I. Lunine, H. Zebker, B. W. Stiles, C. Sotin, J. W. Barnes, E. P. Turtle, K. H. Baines, R. H. Brown, B. J. Buratti, R. N. Clarck, P. Encrenaz, R. D. Kirk, A. Le Gall, R. M. Lopes, R. D. Lorenz, M. J. Malaska, K. L. Mitchell, P. Nicholson, P. D. Paillou, J. Radebaugh, S. D. Wall, and C. Wood, “Transient features in a Titan sea,” *Nat. Geosci.* **7**, 493–496 (2014).

60. J. D. Hofgartner, A. G. Hayes, J. I. Lunine, H. Zebker, R. D. Lorenz, M. J. Malaska, M. Mastrogiuseppe, C. Notarnicola, and J. M. Soderblom, “Titan’s ”Magic Islands”: Transient features in a hydrocarbon sea,” *Icarus* **271**, 338–349 (2016).
61. R. D. Lorenz, E. R. Kraal, E. E. Eddlemon, J. Cheney, and R. Greeley, “Sea-surface wave growth under extraterrestrial atmospheres: Preliminary wind tunnel experiments with application to Mars and Titan,” *Icarus* **175**, 556–560 (2005).
62. J. W. Hartwig, A. Colozza, R. D. Lorenz, S. Oleson, G. Landis, P. Schmitz, M. Paul, and J. Walsh, “Exploring the depths of Kraken Mare - Power, thermal analysis, and ballast control for the Saturn Titan submarine,” *Cryogenics* **74**, 31–46 (2016).

Additional information

Supplementary information is available in the on-line version of the paper. Reprints and permissions information is available on-line at www.nature.com/reprints. Publishers note: Springer Nature remains neutral with regard to jurisdictional claims in published maps and institutional affiliations. Correspondence and requests for materials should be addressed to D.C., e-mail: daniel.cordier@univ-reims.fr

Acknowledgements

The authors thanks the anonymous Reviewers who help them to improve the clarity and scientific significance of their work. N. Carrasco thank the European Research Council for funding via the ERC PrimChem project (grant agreement No. 636829). This work was also supported by the Programme National de Planétologie (PNP) of CNRS-INSU co-funded by CNES. The authors warmly thank Sébastien Lebonnois, Jan Vatant d’Ollone, Tetsuya Tokano and Benjamin Charnay for fruitful scientific discussions.

Author contributions

D. Cordier wrote the paper and performed numerical simulations, N. Carrasco provided expertise concerning the properties of Titan's aerosols.

Competing interests

The authors declare no competing financial interests.

Methods

Interaction between a monomer and the sea liquid

In Fig. 2 we recall some basics about the capillarity forces acting on a tiny object. If the latter is assimilated to a partially immersed sphere, each elementary portion dl (m) of the float line undergoes an elementary force, which vertical component is given by

$$df_{\text{cap}} = \sigma \cos \theta_c dl \quad (5)$$

where σ is the surface tension of the liquid (N m^{-1}), and θ_c is the contact angle. The surface tension is an intrinsic property of the liquid, it depends on thermodynamic conditions together with the chemical composition of the liquid. The contact angle accounts for the interactions between the liquid and the solid substrate. The range $0^\circ \leq \theta_c \leq 90^\circ$ corresponds to high wettabilities: the solid is “liquidophilic”. The liquid has the tendency to spread out over the entire surface of the solid, for a perfect wetting $\theta_c = 0^\circ$. A “liquidophobic” liquid, *i.e.* presenting a low wettability, leads to $90^\circ \leq \theta_c \leq 180^\circ$. The perfectly non-wetting case occurs when $\theta_c = 180^\circ$. On a flat surface the liquid tends to form spherical droplets. Figure 2 describes the interaction between an idealized spherical monomer and the liquid phase of a Titan’s sea. Clearly, when $0^\circ \leq \theta_c < 90^\circ$ the monomer is “attracted” by the liquid and consequently sinks into the liquid (see Fig. 2b). In the contrary, if $90^\circ < \theta_c \leq 180^\circ$ a vertical force can balance the effect of gravity, this force is at maximum when the monomer is perfectly non-wettable (Fig. 2a: $\theta_c = 180^\circ$). The contact angles are very unconstrained parameters, as discussed in the main text.

For a single monomer, the resulting vertical force f_{cap} (N), produced by capillarity, may approximated by

$$f_{\text{cap}} \simeq 2\pi r \sigma \cos \theta_c \quad (6)$$

where r (m) represents the radius of the monomer. This expression assumes that the plane of flotation contains the center of the monomer, which is not necessary the case. Furthermore,

real monomers are built from clusters of large organic molecules and their shape are certainly not perfectly spherical ; therefore equation (6) has to be understood as an approximation. Unambiguously, the floatability of the considered monomer is governed by the value of the angle of contact: if the wettability of the monomer is high (*i.e.* for $0^\circ \leq \theta_c \leq 90^\circ$) the capillarity force is pointing down and the monomer sinks. In the opposite, for low wettability (*i.e.* for $90^\circ \leq \theta_c \leq 180^\circ$) the capillarity force has a vertical ascending component, that can counterbalance the weight of the object.

Maximum thickness of a slick supported by capillarity

By definition, the first layer of aerosols deposited at the surface of a Titan's sea is in contact with the liquid by monomers at the lowest positions. We denote N^* (N m^{-2}) the number, per unit of surface of these monomers located right at the surface of the liquid. If p is the “porosity” of aerosols, then N^* can be estimated by

$$N^* \sim (1 - p) \times \frac{1}{s} \quad (7)$$

where s (m^2) is the cross-section of a individual monomer, specifically $s \sim \pi r^2$. Thus, the force F_{cap}^* (N m^{-2}) per unit of surface, due to the effect of surface tension and acting on the aerosols layer covering the sea, can be derived

$$F_{\text{cap}}^* \sim \frac{2(1 - p)\sigma \cos \theta_c}{r} \quad (8)$$

M_{aero}^* (kg m^{-2}) is the mass, per unit of surface, of the aerosols deposited at the surface of the liquid. It can be expressed as

$$M_{\text{aero}}^* \sim N^* n^* \frac{4}{3} \pi r^3 \rho_{\text{mono}} \quad (9)$$

with n^* (m^{-1}) the mean number of monomers, per unit of length, along the vertical axis. The average density of the monomers is noted ρ_{mono} (kg m^{-3}). An estimation of n^* can be made by

adopting $n^* \sim e/2r$ with e (m) the total thickness of the aerosol slick. The weight, per unit of surface, supported by the liquid, is then $P_{\text{aero}}^* = M_{\text{aero}}^* g_{\text{Tit}}$ (N m^{-2}), where g_{Tit} stands for the gravity. With some algebra, we get

$$P_{\text{aero}}^* \sim \frac{2}{3} (1 - p) e \rho_{\text{mono}} g_{\text{Tit}} \quad (10)$$

By equalizing Eq. (8) and Eq. (10), we can extract the thickness

$$e \sim \frac{3 \sigma |\cos \theta_c|}{r g_{\text{Tit}} \rho_{\text{mono}}} \quad (11)$$

As it could be expected, high surface tension and small monomers favor thick aerosols deposits, while high gravity together with large densities decrease the value of e . Perhaps more surprisingly, this result does not depend on the ‘‘porosity’’ of the aerosols. This behavior is easily explained: both the layer weight, and the surface capillary force, are proportional to $(1 - p)$.

The wave relative damping ratio

For a surface, free of floating material, the damping coefficient Δ_0 is given by the Stokes’ equation⁴

$$\Delta_0 = \frac{4k^2 \eta \omega}{\rho g + 3\sigma k^2} \quad (12)$$

where k (m^{-1}) is the wavenumber related to the wavelength λ by the well known equation $k = 2\pi/\lambda$. The liquid density, the dynamic viscosity and surface tension are denoted respectively ρ (kg m^{-3}), η (Pa s) and σ (N m^{-1}). The planet gravity is represented by g (m s^{-2}), whereas ω (s^{-1}) is the angular frequency. In the present context, all these quantities are also constrained by the dispersion relation for gravity-capillary waves

$$\omega^2 = gk + \frac{\sigma}{\rho} k^3 \quad (13)$$

Together with Δ , the actual damping coefficient of the considered sea surface, Δ_0 appears in the relative damping ratio defined as⁴

$$y(\lambda) = \Delta/\Delta_0 \quad (14)$$

The proper mechanical properties of a surface film are a function of its complex viscoelastic modulus E (N m^{-1}). Its real and imaginary part, respectively denoted E_r and E_i , as a function of the radial frequency ω (s^{-1}), are given by^{63,64}

$$E_r = E_0 \frac{1 + (\omega_d/2\omega)^{1/2}}{1 + \omega_d/\omega + (2\omega_d/\omega)^{1/2}} \quad (15)$$

and

$$E_i = E_0 \frac{(\omega_d/2\omega)^{1/2}}{1 + \omega_d/\omega + (2\omega_d/\omega)^{1/2}} \quad (16)$$

where E_0 is the coefficient of elasticity in compression of the film and ω_d a parameter which accounts for the relaxation time of the layer. The relative damping ratio is finally expressed as⁶⁴

$$y = \frac{1 - \frac{E_r - E_i}{2^{1/2}} ak + \frac{E_r^2 + E_i^2}{4(2^{1/2})} a^2 k^3 + \frac{E_i}{4} ak^2}{1 + (E_r^2 + E_i^2) a^2 k^2 - (2^{1/2})(E_r - E_i) ak} \quad (17)$$

with $a = k^3/\rho\omega^2$.

The effect of a finite-thickness, *i.e.* non-monomolecular, surface deposit has been investigated in the context of heavy fuel slicks and grease ice^{65,66}. Up to a thickness of $\sim 10 \mu\text{m}$, the computed damping rate does not differ essentially from what we get with zero thickness. In the frame of the formalism, relevant for finite-thickness film, the properties of such a film is no longer represented by only two parameters. Instead, more specific quantities are introduced: the kinematic viscosities of the film ν_+ and that of the bulk liquid ν_- ($\text{m}^2 \text{s}^{-1}$), their respective densities ρ_+ and ρ_- (kg m^{-3}); together with surface and interfacial tensions. The thickness d (m) is also taken into account. The model parametrization is summarized in Supplementary Fig. 3. The behavior of an oil film over water at the Earth surface is illustrated by the damping ratio y for $d = 0.01 \text{ mm}$ (*i.e.* $10 \mu\text{m}$) in Fig 3. This curves has to be understood as the reference for what would be produced by a quasi-monomolecular film⁶⁶. At all wavelengths, an increase of d leads to a substantially larger relative damping ratio y ; the conclusions of our previous discussion, developed using the simple monomolecular formalism, remain valid and

the increase factor of y , found in this frame, must be taken as a minimum value.

Although totally unknown, the intrinsic properties of a possible slick deposited at a Titan's sea surface, should play an important role. For instance, a high value for the kinematic viscosity ν_+ yields naturally to a much more efficient damping. In fig. 3, the consequences of a ten times more viscous "oil" can be seen for a $d = 5$ mm thick layer. As it could be expected, the waves damping appears much stronger, particularly at long wavelengths.

References

63. J. Lucassen and D. Giles *J. Chem. Soc. Faraday Trans.* **71**, 217 (1975).
64. R. Cini, "Damping Effect of Monolayers on Surface Wave Motion in a Liquid," *J. Colloid Interface Sci.* **65**, 387–389 (1978).
65. J. E. Weber, "Wave Attenuation and Wave Drift in the Marginal Ice Zone," *J. Phys. Oceanogr.* **7**, 2351 (1987).
66. D. Jenkins and S. J. Jacobs, "Wave damping by a thin layer of viscous fluid," *Phys. Fluids* **9**, 1256 (1997).

Code and Data availability Computer codes and data that support the plots within this paper and other findings of this study are available from the corresponding author upon reasonable request.

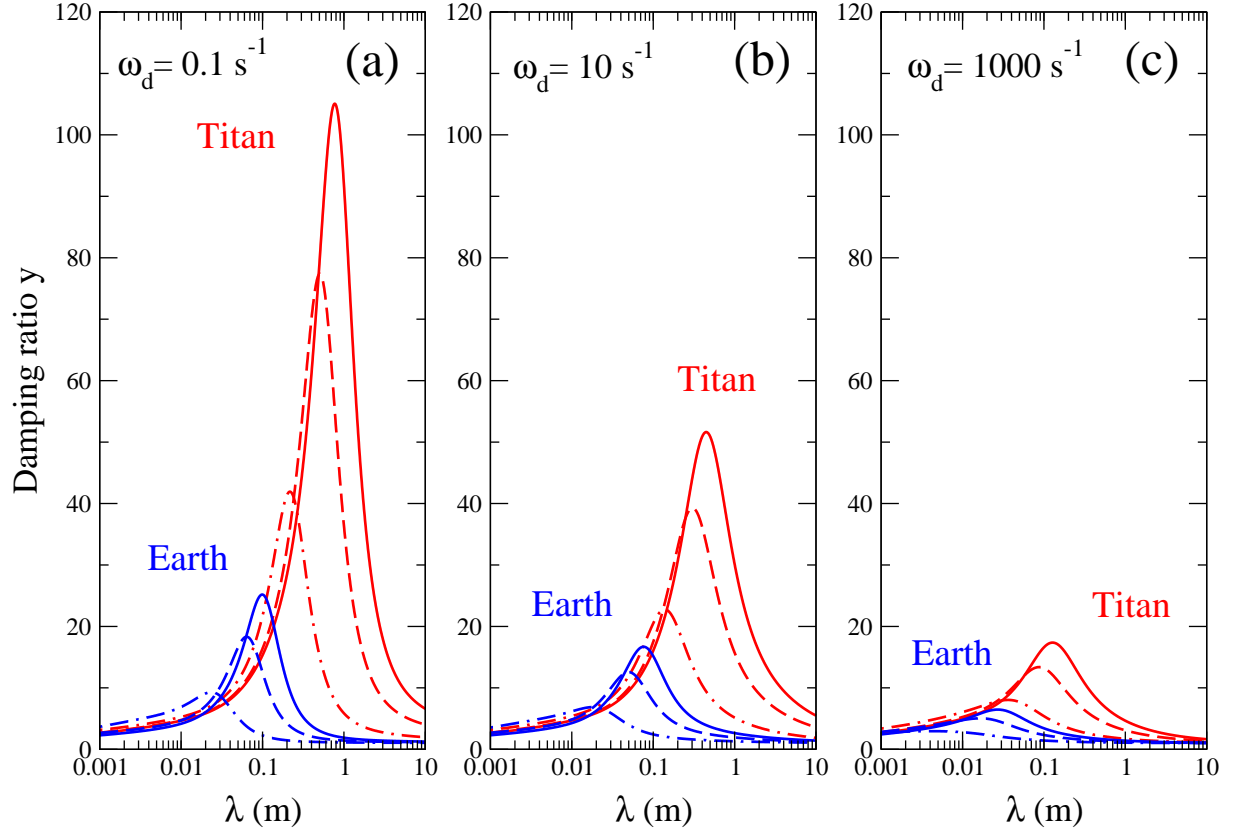


Figure 1 Comparison of the wave damping efficiency, due to a floating film, between Titan context and under Earth conditions. The wave relative damping ratio y caused by a monomolecular film deposited over the surface of a liquid is a function of the wavelength λ . The three panels correspond to different values of ω_d which account for the relaxation time of the material forming the slick. In each panel, three values (*i.e.* 36.5, 21.3 and 7.3 in 10^{-3} N m $^{-1}$, respectively in solid, dashed and dot-dashed lines) are considered for the coefficient of elasticity in compression E_0 of the film. The parameters concerning the Earth (blue lines) are the gravity $g = 9.81$ m s $^{-2}$, the surface tension $\sigma = 73$ mN m $^{-1}$, the viscosity $\eta = 10^{-3}$ Pa s, and the density $\rho = 10^3$ kg m $^{-3}$, value relevant for liquid water. In the case of Titan (red lines), we took $g = 1.352$ m s $^{-2}$ for the gravity, and values expected for liquid methane: $\sigma = 2 \times 10^{-2}$ N m $^{-1}$, $\eta = 2 \times 10^{-4}$ Pa s and $\rho = 452$ kg m $^{-3}$.

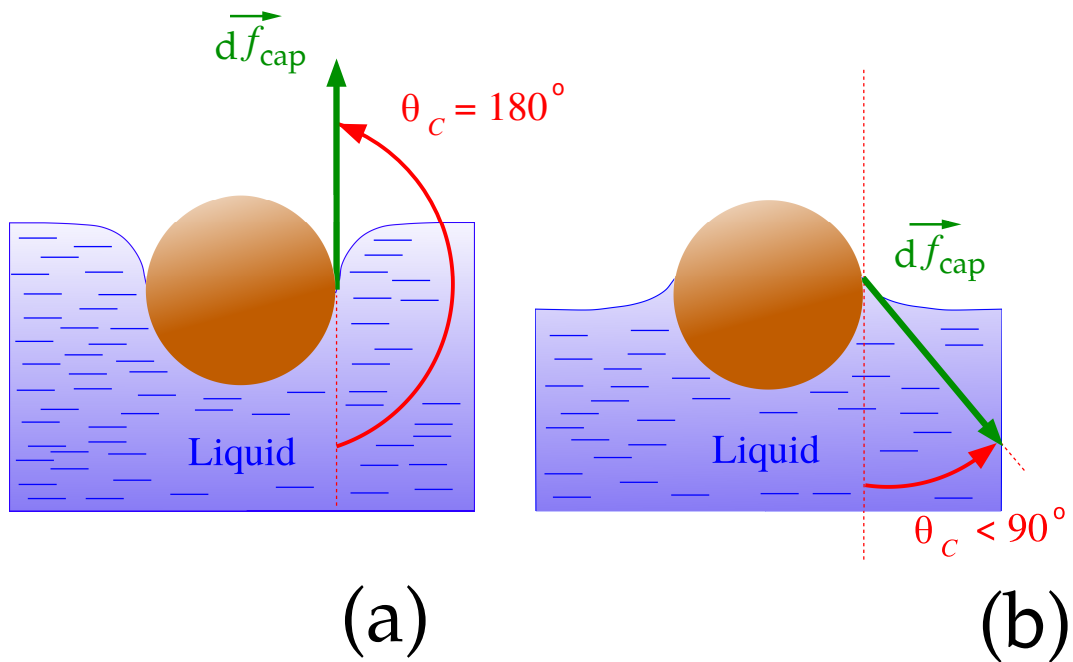


Figure 2 A monomer (symbolized by a shaded disk) in contact with a liquid, which is represented in blue. The contact wettability angle between this aerosol monomer and the liquid is noted θ_c . (a) The ideal situation of perfect non-wettability of the monomer, in this case the capillarity force sustaining the monomer is maximum. (b) A wettable monomer: $0^\circ \leq \theta_c < 90^\circ$, in such a case capillarity cannot produce a floatability effect by balancing the gravity.

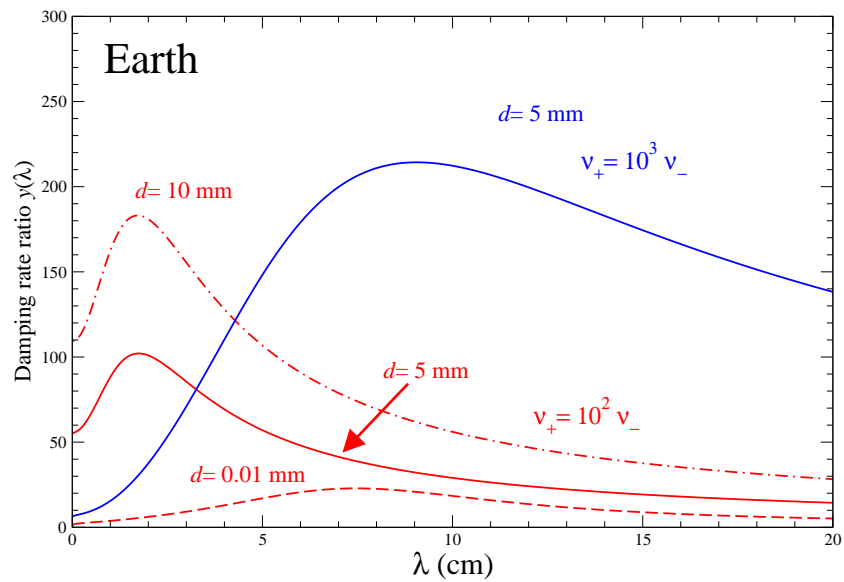


Figure 3 The relative damping ratio y as a function of the wavelength λ in the case of a thin finite thickness film deposited at the surface of water, *i.e.* in the context of the Earth. The red curves correspond to three different thicknesses $d = 0.01, 5$ and 10 mm, using a “standard” ratio for kinematic viscosities: $\nu_+/\nu_- = 100$. The case where $d = 0.01$ mm is approximately similar to the case of a monomolecular floating layer. The solid blue curve shows the influence of the film kinematic viscosity ν_+ .