

LS-SVR as a Bayesian RBF network

Diego P. P. Mesquita¹, Luis A. Freitas², João P. P. Gomes², and
César L. C. Mattos²

¹Aalto University

²Federal University of Ceará

May 2, 2019

Abstract

We show the theoretical equivalence between the Least Squares Support Vector Regression (LS-SVR) model and maximum a posteriori (MAP) inference on Bayesian Radial Basis Functions (RBF) networks with a specific Gaussian prior on the regression weights. Although previous works have pointed out similar expressions between those learning approaches, we explicit and formally state such correspondence. We empirically demonstrate our result by performing computational experiments with standard regression benchmarks. Our findings open a range of possibilities to improve LS-SVR borrowing strength from well-established developments in Bayesian methodology.

1 Introduction

Statistical learning theory has been studied for general function estimation from data since the late 1960's [22]. However, it was only widely adopted in practice after the introduction of the learning algorithms known as Support Vector Machines (SVMs) [23]. Using the so-called *kernel trick*, which replaces dot products between features and model parameters by evaluations of a *kernel* function, SVMs can learn nonlinear relations from training patterns by solving a convex optimization problem [16].

An important variant of the SVM is the Least Squares Support Vector Machine (LS-SVM) [20], which is obtained by making all data points support-vectors. LS-SVM avoids the constrained quadratic optimization step of standard SVMs by replacing the training procedure with one that reduces to solving a system of linear equations, which can be performed via ordinary least squares.

The first SVM formulation was derived for classification tasks, but it has been readily adapted to tackle regression problems, being usually named Support Vector Regression (SVR) [6]. Similarly, the regression counterpart of LS-SVM is the LS-SVR [20].

It is well known that the LS-SVR model is closely related to the kernel ridge regression (KRR) formulation [4, 15]. As detailed in the forthcoming sections, those models only differ by the inclusion of a bias term. Interestingly, one can find additional relations by recalling that KRR itself can be seen as the *maximum a posteriori* (MAP) solution of a Gaussian process (GP) model [14]. Standard SVMs [17, 18] and LS-SVMs [10] also present a close relation to the MAP solution of a GP classifier. Similar relations have also been explored in regression settings with the SVR model [3, 8]. On the other hand, it can be shown that GPs are a limit for Bayesian neural networks (BNNs) with infinitely many hidden neurons with Gaussian priors in their weights [13]. The kernel functions related to such limit was derived in [24] for standard multilayer perceptron (MLP) with sigmoid activation functions and Gaussian radial basis functions (RBF) neural networks.

Many works have explored theoretical relations between learning models. For instance, Bayesian interpretations for SVMs are proposed in [25] as an effort to push forward the interface between large-margin learning and Bayesian nonparametrics. Recently, authors in [7] have presented a method for mapping a GP prior to the weights' prior of a BNN. The authors emphasize how their proposal is able to bring properties of a variety of kernels without explicitly considering the weights parameter space. In [9], it is presented how a residual convolutional neural network with an appropriate prior over the weights and biases behave similarly to a GP. They use such correspondence to introduce a convolutional GP kernel with few hyperparameters. The authors in [12] have also tackled the relation between deep neural networks and GPs, deriving an equivalent kernel function for the latter. Those works motivate us to explore further the missing links between learning approaches.

Given the previous observations, our work aims to explore the relations between LS-SVR and Bayesian RBF neural networks. Such theoretical direct connection is not readily available in the literature, and it is required to provide ways to improve least squares based kernel methods with recent advances in the domains of Bayesian methods and neural networks.

Some works, such as [19, 21], have already considered the Bayesian formalism in the context of LS-SVM models, but only for the sake of hyperparameter tuning. In our case, instead of only considering some evidence-based inference step, we tackle the regression setting with LS-SVR and directly relate its model formulation with the RBF neural network within the Bayesian view. Fig. 1 illustrates the aforementioned learning approaches connections, as well as the one we cover in the remaining sections.

As follows we summarize both models and derive relations between their formulations. Afterwards, we perform computational experiments to empirically assess our theoretical results. Finally, we draw concluding remarks and discuss the implications of our findings.

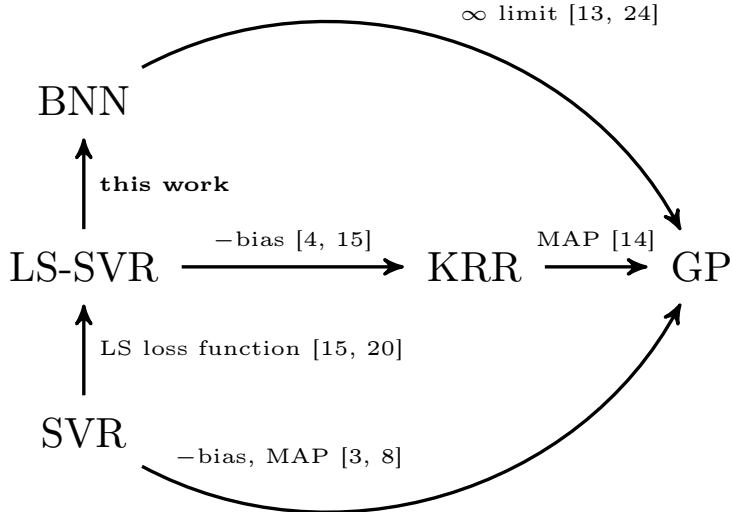


Figure 1: Diagram of relations between the regression learning models considered in the present study. Relevant references are highlighted in each edge.

2 Preliminaries

In the subsequent subsections, we review the basics of LS-SVR and RBF networks while setting up relevant notation.

2.1 LS-SVR in a nutshell

Let a dataset be composed by N inputs $\mathbf{x}_i \in \mathbb{R}^D, \forall i \in \{1, \dots, N\}$, and their correspondent outputs $y_i \in \mathbb{R}$. We can map the inputs into the outputs using some unknown nonlinear function f :

$$f(\mathbf{x}_i) = \langle \mathbf{w}, \varphi(\mathbf{x}_i) \rangle + b, \quad \text{with } \mathbf{w} \in \mathbb{R}^Q, b \in \mathbb{R}, \quad (1)$$

where $\langle \cdot, \cdot \rangle$ denotes the dot-product, \mathbf{w} is a vector of weights, b is a bias and $\varphi(\cdot) : \mathbb{R}^D \rightarrow \mathbb{R}^Q$ is a nonlinear map into some Q -dimensional feature space. In the LS-SVR framework, we consider the minimization of the following functional [15, 20]:

$$J(\mathbf{w}, e) = \frac{1}{2} \|\mathbf{w}\|_2^2 + \gamma \frac{1}{2} \sum_{i=1}^N e_i^2, \quad (2)$$

subject to the equality constraints

$$y_i = \langle \mathbf{w}, \varphi(\mathbf{x}_i) \rangle + b + e_i, \quad i = 1, 2, \dots, N, \quad (3)$$

where $e_i = y_i - f(\mathbf{x}_i)$ is the error due to the i -th input pattern and $\gamma > 0$ is a regularization parameter.

The related Lagrangian function of the optimization problem is

$$L(\mathbf{w}, b, e, \boldsymbol{\alpha}) = \frac{1}{2} \|\mathbf{w}\|_2^2 + \gamma \frac{1}{2} \sum_{i=1}^N e_i^2 - \sum_{i=1}^N \alpha_i [\langle \mathbf{w}, \varphi(\mathbf{x}_i) \rangle + b + e_i - y_i] \quad (4)$$

where the α_i are the Lagrange multipliers. The Karush-Kuhn-Tucker optimality conditions are given by

$$\begin{cases} \frac{\partial L}{\partial \mathbf{w}} = 0 & \rightarrow \mathbf{w} = \sum_{i=1}^N \alpha_i \varphi(\mathbf{x}_i), \\ \frac{\partial L}{\partial e_i} = 0 & \rightarrow \sum_{i=1}^N \alpha_i = 0, \\ \frac{\partial L}{\partial b} = 0 & \rightarrow \alpha_i = \gamma e_i, \\ \frac{\partial L}{\partial \alpha_i} = 0 & \rightarrow \langle \mathbf{w}, \varphi(\mathbf{x}_i) \rangle + b + e_i - y_i = 0. \end{cases} \quad (5)$$

The optimal solution $\boldsymbol{\theta}_{\text{LS}}$ depends only on $\boldsymbol{\theta} = \begin{bmatrix} b \\ \boldsymbol{\alpha} \end{bmatrix}$ and is obtained by solving the following linear system:

$$\Psi \begin{bmatrix} b \\ \boldsymbol{\alpha} \end{bmatrix} = \begin{bmatrix} 0 \\ \mathbf{y} \end{bmatrix}, \quad \text{where } \Psi = \begin{bmatrix} 0 & \mathbf{1}^\top \\ \mathbf{1} & \boldsymbol{\Omega} + \gamma^{-1} I \end{bmatrix}. \quad (6)$$

The solution is given by:

$$\boldsymbol{\theta}_{\text{LS}} = (\Psi^\top \Psi)^{-1} \Psi^\top \begin{bmatrix} 0 \\ \mathbf{y} \end{bmatrix}. \quad (7)$$

In Eq. 6 we have defined the vectors $\mathbf{y} = [y_1, y_2, \dots, y_n]^\top$, $\mathbf{1} = [1, 1, \dots, 1]^\top$, $\boldsymbol{\alpha} = [\alpha_1, \alpha_2, \dots, \alpha_n]^\top$. We have also defined the kernel matrix $\boldsymbol{\Omega} \in \mathbb{R}^{N \times N}$, whose entries are $\Omega_{i,j} = k(\mathbf{x}_i, \mathbf{x}_j) = \langle \varphi(\mathbf{x}_i), \varphi(\mathbf{x}_j) \rangle$. The so-called kernel function $k(\cdot, \cdot)$ is usually chosen to be a RBF (or Gaussian), expressed by

$$k(\mathbf{x}_i, \mathbf{x}_j) = \exp\{-c^2 \|\mathbf{x}_i - \mathbf{x}_j\|^2\},$$

where $\|\cdot\|$ represents the Euclidean norm and c is a kernel hyperparameter.

Predictions for an input \mathbf{x} with the LS-SVR model can be performed using the optimized $\boldsymbol{\alpha}$ and b values:

$$f(\mathbf{x}) = \sum_{i=1}^N \alpha_i k(\mathbf{x}, \mathbf{x}_i) + b. \quad (8)$$

2.2 RBF networks in a nutshell

Radial basis function networks are neural models with a simple structure [11]: a given input pattern $\mathbf{x} \in \mathbb{R}^D$ is nonlinearly transformed by a hidden layer where each unit i is given by

$$h_i(\mathbf{x}) = k(\|\mathbf{x} - \mathbf{x}_i\|).$$

The model output is obtained by a linear transformation:

$$f(\mathbf{x}) = \sum_{i=1}^N \alpha_i h_i(\mathbf{x}) + b, \quad (9)$$

where α_i is the i -th weight of the output layer and b is the bias term. Although some classic RBF formulations do not present a bias term [11], many authors do include it in the output layer [2]. We note that the latter case is more general, since we could make $b = 0$.

If we choose $h_i(\mathbf{x}) = k(\|\mathbf{x} - \mathbf{x}_i\|) = \exp\{-c^2\|\mathbf{x} - \mathbf{x}_i\|^2\}$, the output of the RBF network would be the same as in Eq. 8. Note that one could opt to build a hidden layer with $M < N$ hidden units, due to inherent data redundancies. In that case, a subset of the training data or the centroids found by a clustering method, e.g., the K-means algorithm, could be used as the centers of the hidden layer [11].

From Eq. 9 we can see that the optimal solution for $\begin{bmatrix} b \\ \boldsymbol{\alpha} \end{bmatrix}$ is obtained from the following linear system:

$$\psi \begin{bmatrix} b \\ \boldsymbol{\alpha} \end{bmatrix} = \mathbf{y}, \quad \text{where } \psi = [\mathbf{1} \quad \boldsymbol{\Omega}], \quad (10)$$

where we have defined the matrix $\boldsymbol{\Omega} \in \mathbb{R}^{N \times N}$, whose entries are computed by $\Omega_{i,j} = k(\|\mathbf{x}_i - \mathbf{x}_j\|)$. The solution $\boldsymbol{\theta}_{RBF}$ is given by:

$$\boldsymbol{\theta}_{RBF} = (\psi^\top \psi)^{-1} \psi^\top \mathbf{y}. \quad (11)$$

In the present paper we are interested in the Bayesian treatment of the RBF network. In that formulation, we begin by defining the observation model

$$p(y_i | \mathbf{x}_i, \boldsymbol{\theta}) = \mathcal{N}(y_i | f(\mathbf{x}_i), \sigma^2), \quad (12)$$

where $f(\mathbf{x}, \boldsymbol{\theta} | \mathcal{D})$ is the same as in the right side of Eq. 9. We complete the model by placing a prior distribution $p(\boldsymbol{\theta})$ on the parameters $\boldsymbol{\theta} = (b, \boldsymbol{\alpha})^\top$ and proceed to compute the posterior given the training data:

$$\begin{aligned} p(\boldsymbol{\theta} | \mathcal{D}) &= \frac{p(\mathcal{D} | \boldsymbol{\theta}) p(\boldsymbol{\theta})}{\int p(\mathcal{D} | \boldsymbol{\theta}) p(\boldsymbol{\theta}) d\boldsymbol{\theta}} \\ &\propto p(\mathcal{D} | \boldsymbol{\theta}) p(\boldsymbol{\theta}) \end{aligned} \quad (13)$$

Once in possession of the posterior $p(\boldsymbol{\theta}|\mathcal{D})$, we can compute the distribution of the network output y for an input \mathbf{x} [13]:

$$p(y|\mathbf{x}, \mathcal{D}) = \int p(y|(x), \boldsymbol{\theta})p(\boldsymbol{\theta}|\mathcal{D})d\boldsymbol{\theta}, \quad (14)$$

for which the mean, i.e., the expected network output, is given by:

$$\mathbb{E}\{y\} = \int y p(y|\mathbf{x}, \mathcal{D})dy.$$

We note that one could also place priors on kernel parameters, on the variance σ^2 and on the centers locations in the hidden layer [1], but for the following sections choosing only $p(\boldsymbol{\theta})$ is enough.

3 Main result

We now present a result that shows an equivalence in limit between the estimation procedure of the LS-SVR and the MAP estimation of RBF networks. For this purpose, we introduce the concept of a Bayesian ϵ -LS-SVR.

Definition 1 (Bayesian ϵ -LS-SVR). Given $\epsilon > 0$, a Bayesian ϵ -LS-SVR is a Bayesian RBF network model defined using all training points as centroids in the hidden layer and is described as

$$y_n \sim \mathcal{N}\left(\sum_{i=1}^N \alpha_i k(\mathbf{x}_n, \mathbf{x}_i) + b, \sigma^2 = 1\right),$$

$$[b, \boldsymbol{\alpha}]^\top \sim \mathcal{N}(\boldsymbol{\mu}, \boldsymbol{\Sigma}),$$

where the covariance matrix $\boldsymbol{\Sigma}$ is such that

$$\boldsymbol{\Sigma}^{-1} = \begin{bmatrix} \epsilon & \gamma^{-1}\mathbf{1}^\top \\ \gamma^{-1}\mathbf{1} & \mathbf{1}\mathbf{1}^\top + 2\gamma^{-1}\boldsymbol{\Omega} + \gamma^{-2}I \end{bmatrix},$$

and the mean vector $\boldsymbol{\mu}$ is given by:

$$\boldsymbol{\mu} = \gamma^{-1}\boldsymbol{\Sigma} \begin{bmatrix} 0 \\ \mathbf{y} \end{bmatrix}.$$

And show that, there is an analytic form for the exact difference between MAP estimates in an Bayesian ϵ -LS-SVR and its traditional counterpart.

Lemma 1. *Given $\epsilon > 0$, the parameters $\boldsymbol{\theta}_{LS}$ of an LS – SVR and the MAP estimates $\boldsymbol{\mu}^*$ of a Bayesian ϵ -LS-SVR defined under the same aforementioned conditions, the gap $\boldsymbol{\theta}_{LS} - \boldsymbol{\mu}^*$ is exactly:*

$$\frac{\epsilon}{1 + \epsilon s_1 (\boldsymbol{\Psi}^\top \boldsymbol{\Psi})^{-1} s_1^\top} (\boldsymbol{\Psi}^\top \boldsymbol{\Psi})^{-1} s_1 s_1^\top (\boldsymbol{\Psi}^\top \boldsymbol{\Psi})^{-1} \boldsymbol{\Psi}^\top \begin{bmatrix} 0 \\ \mathbf{y} \end{bmatrix},$$

where s_1 is a $(N + 1)$ -dimensional column vector of zeros except for a 1 in its first element.

Proof. Let $\boldsymbol{\theta} = [b, \boldsymbol{\alpha}]^\top$ and $\Phi \in \mathbb{R}^{N \times N+1}$ with its i -th line being denoted as ϕ_i such that

$$\phi_i = [1, k(\mathbf{x}_i, \mathbf{x}_1), \dots, k(\mathbf{x}_i, \mathbf{x}_N)]^\top.$$

The posterior of the aforementioned model is given by:

$$\begin{aligned} p(b, \boldsymbol{\alpha} \mid \mathcal{D}, \sigma^2 = 1/2) &\propto \mathcal{N}(\boldsymbol{\theta} \mid \mu, \Sigma) \prod_{i=1}^N \mathcal{N}(y_i \mid \phi_i^\top \boldsymbol{\theta}, \sigma^2) \\ &= \mathcal{N}(\boldsymbol{\theta} \mid \mu^*, \Sigma^*), \end{aligned}$$

with parameters μ^* and Σ^* :

$$\Sigma^* = \left(\Sigma^{-1} + \Phi^\top \Phi \right)^{-1} \quad \text{and} \quad \mu^* = \Sigma^* \left(\Phi^\top \mathbf{y} + \gamma^{-1} \begin{bmatrix} 0 \\ \mathbf{y} \end{bmatrix} \right).$$

As the mean and mode of a multivariate normal random variable coincide, μ^* is also the MAP estimate for $\boldsymbol{\theta} = [b, \boldsymbol{\alpha}]^\top$. Note that:

$$\mu^* = \Sigma^* \begin{bmatrix} 0 & \mathbf{1}^\top \\ \mathbf{1} & \boldsymbol{\Omega} + \gamma^{-1} I \end{bmatrix}^\top \begin{bmatrix} 0 \\ \mathbf{y} \end{bmatrix} = \Sigma^* \Psi^\top \begin{bmatrix} 0 \\ \mathbf{y} \end{bmatrix}.$$

We can also write $\Psi^\top \Psi$ as

$$\begin{bmatrix} N & \mathbf{1}^\top (\boldsymbol{\Omega} + \gamma^{-1} I) \\ (\boldsymbol{\Omega} + \gamma^{-1} I) \mathbf{1} & \mathbf{1} \mathbf{1}^\top + (\boldsymbol{\Omega} + \gamma^{-1} I)^\top (\boldsymbol{\Omega} + \gamma^{-1} I) \end{bmatrix}.$$

Observe that Φ is essentially the kernel matrix $\boldsymbol{\Omega}$ padded with ones on the right, i.e.:

$$\Phi = \begin{bmatrix} \mathbf{1} & \boldsymbol{\Omega} \end{bmatrix},$$

so that:

$$\Phi^\top \Phi = \begin{bmatrix} \mathbf{1}^\top \\ \boldsymbol{\Omega}^\top \end{bmatrix} \begin{bmatrix} \mathbf{1} & \boldsymbol{\Omega} \end{bmatrix} = \begin{bmatrix} N & \mathbf{1}^\top \boldsymbol{\Omega} \\ \boldsymbol{\Omega}^\top \mathbf{1} & \boldsymbol{\Omega}^\top \boldsymbol{\Omega} \end{bmatrix}.$$

Notice that the matrix Σ^{-1} is given by

$$\Sigma^{-1} = \Psi^\top \Psi + \begin{bmatrix} \sqrt{\epsilon} \\ 0 \\ \vdots \\ 0 \end{bmatrix} [\sqrt{\epsilon}, 0, \dots, 0] - \Phi^\top \Phi,$$

and thus, the matrix $(\Sigma^*)^{-1}$ becomes

$$(\Sigma^*)^{-1} = \Sigma^{-1} + \Phi^\top \Phi = \Psi^\top \Psi + \begin{bmatrix} \sqrt{\epsilon} \\ 0 \\ \vdots \\ 0 \end{bmatrix} [\sqrt{\epsilon}, 0, \dots, 0],$$

which can be rewritten as:

$$(\Sigma^*)^{-1} = \Psi^\top \Psi + \epsilon s_1 s_1^\top,$$

where s_1 is a $(N + 1)$ -dimensional column vector of zeros except for a 1 in its first element.

Applying Sherman-Morrison's matrix inversion identity on $(\Sigma^*)^{-1}$ and rearranging the terms we get the expression below:

$$\Sigma^* = (\Psi^\top \Psi)^{-1} - \frac{\epsilon}{1 + \epsilon s_1 (\Psi^\top \Psi)^{-1} s_1^\top} (\Psi^\top \Psi)^{-1} s_1 s_1^\top (\Psi^\top \Psi)^{-1}.$$

Thus, we can rewrite the vector μ^* as

$$\mu^* = \theta_{\text{LS}} - \frac{\epsilon}{1 + \epsilon s_1 (\Psi^\top \Psi)^{-1} s_1^\top} (\Psi^\top \Psi)^{-1} s_1 s_1^\top (\Psi^\top \Psi)^{-1} \Psi^\top \begin{bmatrix} 0 \\ \mathbf{y} \end{bmatrix},$$

which rearranging gives the desired result. \square

Analyzing this gap in the limit as ϵ shrinks, we can derive the following equivalency result, which incurs directly in the subsequent corollary.

Theorem 1. *As ϵ decreases towards zero, the parameters θ_{LS} of LS-SVR coincide with the MAP estimate μ^* of the Bayesian ϵ -LS-SVR defined over the same dataset with same hyper-parameters.*

Proof. Using Lemma 1, as $\epsilon \xrightarrow{+} 0$, the gap $\theta_{\text{LS}} - \mu^*$ tends to

$$\lim_{\epsilon \xrightarrow{+} 0} \frac{\epsilon}{1 + \epsilon s_1 (\Psi^\top \Psi)^{-1} s_1^\top} (\Psi^\top \Psi)^{-1} s_1 s_1^\top (\Psi^\top \Psi)^{-1} \Psi^\top \begin{bmatrix} 0 \\ \mathbf{y} \end{bmatrix},$$

which equals zero. Thus, as ϵ decreases towards zero, the gap $\theta_{\text{LS}} - \mu^*$ vanishes and μ^* coincides with the LS-SVR estimates. \square

Corollary 1. *For any $\mathbf{x} \in \mathbb{R}^D$, as ϵ decreases towards zero, the LS-SVR prediction using Equation 8 coincides with the ones obtained using the same rule but using the MAP estimates of the respective Bayesian ϵ -LS-SVR.*

4 Illustrative experiments

In short, the main theoretical result detailed in this paper shows how the MAP estimate for a Bayesian RBF network can get arbitrarily close to the LS-SVR weight vector solution θ_{LS} as we choose small ϵ values. To empirically illustrate this behavior, we performed a set of experiments using 4 datasets available at UCI machine learning repository [5]. In the first experiment, we progressively decrease the RBF model ϵ value and perform MAP estimation for its parameters. After that, we compute the Average Root Square Error (ARSE) between the

estimates of both methods. We set $\gamma = 0.5$ and $c^2 = 1$. The results obtained are presented in Fig. 2.

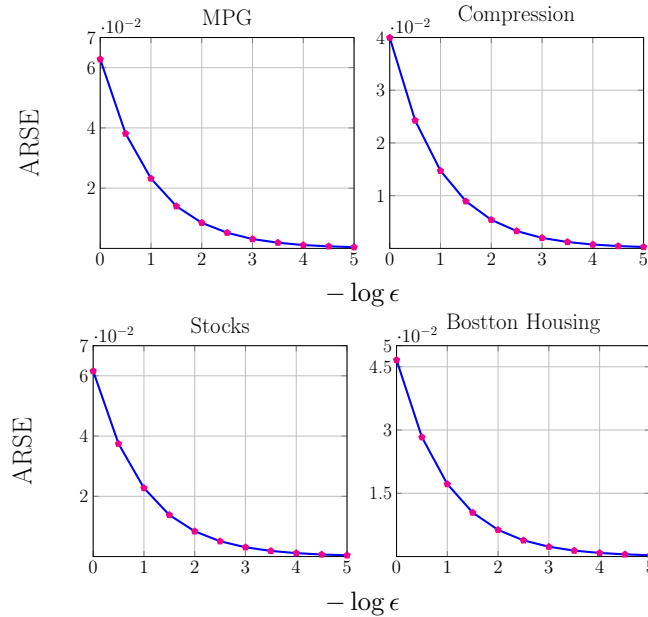


Figure 2: Illustration of the convergence of the predictions of the RBF network and the LS-SVR model as ϵ decreases towards zero. The vertical axis shows the Average Root Square Error (ARSE) between the predictions obtained by both models

As can be noticed, the estimates of both methods converge to the same values as ϵ decreases. A similar result is obtained when comparing the parameters estimated by the two learning strategies. Fig. 3 shows the Euclidean distance between the weight vectors obtained by the RBF and LS-SVR models. These results coincide with the behaviour outlined in the theorem that we have introduced.

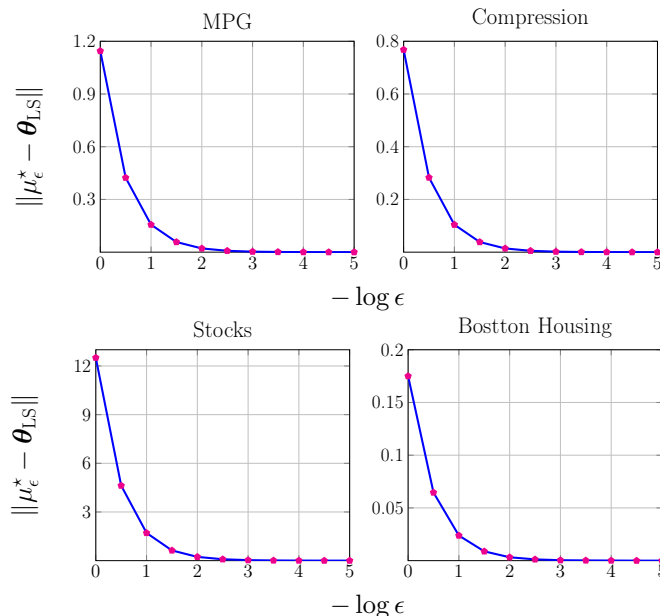


Figure 3: Illustration of the convergence of μ^* towards θ_{LS} as ϵ decreases towards zero. The vertical axis shows the Euclidean distance between θ_{LS} and the MAP estimate of the Bayesian RBF network, μ_ϵ^* .

5 Conclusion

We have presented a theorem showing a relationship between LS-SVR and Bayesian RBF networks. In a nutshell, the result provides a way to build a Bayesian RBF network which, when taking MAP estimates, is equivalent to a LS-SVR. Such equivalence opens a path to improve LS-SVR models with well-established advances in Bayesian methodology.

An obvious improvement would be to perform full Bayesian Inference instead of MAP, which would allow us to recognize our uncertainty about the estimated parameters, in the form of a posterior distribution. Such posterior could be used, for instance, to provide distributions for a new output y' given an input vector \mathbf{x}' . One could also think of placing priors on the regularizer γ^{-1} , so that it does not have to be prespecified by an analyst or chosen via laborious cross-validation procedures.

References

- [1] David Barber and Bernhard Schottky. Radial basis functions: a bayesian treatment. In *Advances in Neural Information Processing Systems*, pages 402–408, 1998.

- [2] Sheng Chen, Colin FN Cowan, and Peter M Grant. Orthogonal least squares learning algorithm for radial basis function networks. *IEEE Transactions on neural networks*, 2(2):302–309, 1991.
- [3] Wei Chu, S Sathiya Keerthi, and Chong Jin Ong. Bayesian support vector regression using a unified loss function. *IEEE transactions on neural networks*, 15(1):29–44, 2004.
- [4] Nello Cristianini, John Shawe-Taylor, et al. *An introduction to support vector machines and other kernel-based learning methods*. Cambridge university press, 2000.
- [5] Dua Dheeru and Efi Karra Taniskidou. UCI machine learning repository, 2019. URL <http://archive.ics.uci.edu/ml>.
- [6] Harris Drucker, Christopher JC Burges, Linda Kaufman, Alex J Smola, and Vladimir Vapnik. Support vector regression machines. In *Advances in neural information processing systems*, pages 155–161, 1997.
- [7] Daniel Flam-Shepherd, James Requeima, and David Duvenaud. Mapping gaussian process priors to bayesian neural networks. In *NIPS Bayesian deep learning workshop*, 2017.
- [8] Junbin B Gao, Steve R. Gunn, Chris J. Harris, and Martin Brown. A probabilistic framework for svm regression and error bar estimation. *Machine Learning*, 46(1-3):71–89, 2002.
- [9] Adrià Garriga-Alonso, Laurence Aitchison, and Carl Edward Rasmussen. Deep convolutional networks as shallow gaussian processes. *arXiv preprint arXiv:1808.05587*, 2018.
- [10] T Van Gestel, Johan AK Suykens, Gert Lanckriet, Annemie Lambrechts, B De Moor, and Joos Vandewalle. Bayesian framework for least-squares support vector machine classifiers, gaussian processes, and kernel fisher discriminant analysis. *Neural computation*, 14(5):1115–1147, 2002.
- [11] Simon S Haykin, Simon S Haykin, Simon S Haykin, and Simon S Haykin. *Neural networks and learning machines*, volume 3. Pearson Upper Saddle River, 2009.
- [12] Jaehoon Lee, Jascha Sohl-dickstein, Jeffrey Pennington, Roman Novak, Sam Schoenholz, and Yasaman Bahri. Deep neural networks as gaussian processes. In *International Conference on Learning Representations*, 2018.
- [13] Radford M Neal. *Bayesian learning for neural networks*. PhD thesis, University of Toronto, 1995.
- [14] Carl Edward Rasmussen and Christopher KI Williams. *Gaussian process for machine learning*. MIT press, 2006.

- [15] Craig Saunders, Alexander Ghammer, and Volodya Vovk. Ridge regression learning algorithm in dual variables. In *Proceedings of the 15th International Conference on Machine Learning (ICML)*, Madison, WI, USA, mar 1998.
- [16] Bernhard Schölkopf, Alexander J Smola, Francis Bach, et al. *Learning with kernels: support vector machines, regularization, optimization, and beyond*. MIT press, 2002.
- [17] Matthias Seeger. Bayesian model selection for support vector machines, gaussian processes and other kernel classifiers. In *Advances in neural information processing systems*, pages 603–609, 2000.
- [18] Peter Sollich. Bayesian methods for support vector machines: Evidence and predictive class probabilities. *Machine learning*, 46(1-3):21–52, 2002.
- [19] Fuqiang Sun, Xiaoyang Li, Haitao Liao, and Xiankun Zhang. A bayesian least-squares support vector machine method for predicting the remaining useful life of a microwave component. *Advances in Mechanical Engineering*, 9(1):1687814016685963, 2017.
- [20] Johan AK Suykens, Tony Van Gestel, and Jos De Brabanter. *Least squares support vector machines*. World Scientific, 2002.
- [21] Tony Van Gestel, Johan AK Suykens, D-E Baestaens, Annemie Lambrechts, Gert Lanckriet, Bruno Vandaele, Bart De Moor, and Joos Vandewalle. Financial time series prediction using least squares support vector machines within the evidence framework. *IEEE Transactions on neural networks*, 12(4):809–821, 2001.
- [22] Vladimir Vapnik. *Statistical learning theory. 1998*, volume 3. Wiley, New York, 1998.
- [23] Vladimir Naumovich Vapnik. An overview of statistical learning theory. *IEEE transactions on neural networks*, 10(5):988–999, 1999.
- [24] Christopher KI Williams. Computing with infinite networks. In *Advances in neural information processing systems*, pages 295–301, 1997.
- [25] Jun Zhu, Ning Chen, and Eric P Xing. Bayesian inference with posterior regularization and applications to infinite latent svms. *The Journal of Machine Learning Research*, 15(1):1799–1847, 2014.