

# Viable low-scale model with universal and inverse seesaw mechanisms

A. E. Cárcamo Hernández,<sup>1,\*</sup> Juan Marchant González,<sup>1,†</sup> and U. J. Saldaña-Salazar<sup>2,‡</sup>

<sup>1</sup>*Universidad Técnica Federico Santa María,  
Centro Científico-Tecnológico de Valparaíso,  
Casilla 110-V, Valparaíso, Chile*

<sup>2</sup>*Max-Planck-Institut für Kernphysik,  
Postfach 103980, D-69029 Heidelberg, Germany*

(Dated: March 12, 2024)

We formulate a viable low-scale seesaw model, where the masses for the standard model (SM) charged fermions lighter than the top quark emerge from a universal seesaw mechanism mediated by charged vectorlike fermions. The small light active neutrino masses are produced from an inverse seesaw mechanism mediated by right-handed Majorana neutrinos. Our model is based on the  $A_4$  family symmetry, supplemented by cyclic symmetries, whose spontaneous breaking produces the observed pattern of SM fermion masses and mixings. The model can accommodate the muon and electron anomalous magnetic dipole moments and predicts strongly suppressed  $\mu \rightarrow e\gamma$  and  $\tau \rightarrow \mu\gamma$  decay rates, but allows a  $\tau \rightarrow e\gamma$  decay within the reach of the forthcoming experiments.

## I. INTRODUCTION

The standard model (SM) has offered us a theoretical framework with great experimental success. In spite of this, the observed values in quark mixing angles together with the pattern in the charged fermion masses find no explanation. Moreover, the observation of neutrino oscillations has augmented this puzzle as the theory must also be extended to incorporate neutrino masses along with the observed leptonic mixing parameters. The pattern in all the fermion masses may be described by three main aspects.

- (i) Only one mass at the electroweak (EW) scale with all others well below it,

$$m_t \sim \frac{v_{EW}}{\sqrt{2}} \gg \{m_b, m_\tau, m_c, m_\mu, m_s, m_d, m_u, m_e\}. \quad (1)$$

- (ii) Neutrino masses are much smaller than the electron mass,

$$m_\nu \lesssim \left(\frac{m_e}{m_t}\right) m_e. \quad (2)$$

- (iii) The charged fermion masses satisfy a hierarchical structure,

$$m_{f,3} \gg m_{f,2} \gg m_{f,1}, \quad (f = u, d, e). \quad (3)$$

Several attempts have been made to theoretically describe each of these aspects either individually [1–5] or various simultaneously; see for example [6–14]. In the following, to produce Eqs. (1) and (3) we opt to work within a low-scale realization of a universal seesaw model for quarks whereas for the SM charged leptons the universal seesaw mechanism is supplemented by a Froggatt-Nielsen mechanism [6]. In regards to the neutrino sector, to generate the small light active neutrino masses that satisfy Eq. (2), we consider an inverse seesaw mechanism. As it is shown in Sec. II, despite the presence of several heavy vectorlike charged exotic leptons that trigger the universal seesaw mechanism, we assume that all of them have masses of the same order of magnitude, thus implying the need of implementing a Froggatt-Nielsen mechanism to generate the SM charged lepton mass hierarchy. Such a Froggatt-Nielsen mechanism

---

\*Electronic address: [antonio.carcamo@usm.cl](mailto:antonio.carcamo@usm.cl)

†Electronic address: [juan.marchantgonzalez@gmail.com](mailto:juan.marchantgonzalez@gmail.com)

‡Electronic address: [ulises.saldana@mpi-hd.mpg.de](mailto:ulises.saldana@mpi-hd.mpg.de)

is implemented by considering nonrenormalizable operators involving gauge singlet scalar fields charged under the discrete symmetries of the model, whose spontaneous breaking is crucial to yield the SM charged lepton mass hierarchy. Without those nonrenormalizable operators in the charged lepton sector, one can only explain the smallness of the tau lepton mass (in comparison with the electroweak scale), but one has to rely on an unnatural tuning in the charged lepton Yukawa couplings to address the hierarchy in the SM charged lepton masses.

In universal seesaw models [7, 15], the smallness of fermion masses except for the top quark, Eq. (1), can be easily explained by promoting parity symmetry ( $L \leftrightarrow R$ ) to a fundamental symmetry at high energies, larger than the Fermi scale. These models are based on the  $SU(2)_L \times SU(2)_R \times SU(3)_c \times U(1)_{B-L}$  gauge symmetry, where  $B$  and  $L$  stand for the baryon and lepton number, respectively. On the other hand, the matter content is enlarged by introducing vector-like fermions (singlets under the left and right isospin symmetries) whereas the scalar sector gets minimally enlarged by mirroring the SM Higgs boson,  $H \sim (2, 1, 1, -1)$ , to the right sector,  $H_R \sim (1, 2, 1, -1)$ , transforming as a right doublet. The conventional bidoublet in L-R symmetric theories is here missing. As a consequence neutrinos have no masses and Yukawa interactions are now made with both scalars whereas the singlet fermions acquire their own mass terms. Typically, after both scalars have acquired their vacuum expectation values (VEV), small fermion masses arise as an admixture of both VEVs and the heavy mass of the singlet fermions,  $m_f \sim v_{EW}(v_R/M_x)$ , where  $v_R \ll M_x$ , while the top-quark mass has no vectorlike fermion companion, and thus its mass is simply given by the standard formula,  $m_t \sim v_{EW}$ . For last, the hierarchy given in Eq. (3) may be understood by considering exotic fermion masses with an inverse hierarchy,  $M_{x1} \gg M_{x2} \gg M_{x3}$ . In the following, we mimic the main shared features among this class of models and discuss a low-scale scenario.

The smallness of neutrino masses may have a different origin than that of the charged fermions. Already their superlightness seems to point to this possibility. Hence, here we consider that two different mechanisms are responsible for the observed patterns in the fermion masses. We choose to study the mass nature of neutrinos via an inverse seesaw [4, 16–18]. This mechanism leads to an effective mass parameter given by  $m_\nu \sim (\frac{m_D}{M_E})^2 \mu$  where  $m_D$  is the typical scale of a Dirac mass,  $M_E$  the heavy scale of the isosinglet leptons that conserve lepton number, and  $\mu$  the mass scale of the gauge singlet neutrinos responsible for breaking lepton number. It follows that for small  $\mu$   $m_\nu$  becomes small, which is opposite to the standard seesaw, where the smallness of neutrino masses is due to the largeness of the right-handed neutrino masses. The advantage of using an inverse seesaw is that lepton flavor violation (LFV) rates do not depend on the small magnitude of the lepton number violating scale,  $\mu$ , while they vanish in standard seesaw scenarios.

In this work we propose a low-scale seesaw model with extended scalar and fermion sectors, consistent with the current pattern of SM fermion masses and mixings. In our model, the masses of the SM charged fermions lighter than the top quark are generated from a universal seesaw mechanism mediated by charged exotic vectorlike fermions. The small light active neutrino masses arise from an inverse seesaw mechanism mediated by three sterile neutrinos. In our model we use the  $A_4$  family symmetry, which is supplemented by other auxiliary symmetries, thus allowing one to have a viable description of the current SM fermion mass spectrum and mixing parameters. We have chosen the  $A_4$  family symmetry since it is the smallest order discrete group with one three-dimensional and three distinct one-dimensional irreducible representations, where the three families of fermions can be accommodated rather naturally. This group was used for the first time in Ref. [19] and subsequently used in [20–38] to provide a viable and predictive description of the SM fermion mass spectrum and mixing parameters.

The outline for the rest of this paper is as follows. In Sec. II we introduce the model, followed by discussions on the quark and lepton masses and mixing in Secs. III and IV, respectively. We devote Section V to study some phenomenological aspects of our model. Finally, in Sec. VI we conclude.

## II. THE MODEL

Our model is an explicit realization of a tripermute (TP) scenario wherein the neutrino sector is transformed into the mass basis via a mixing matrix of the form [39],

$$|\mathbf{U}_\nu^{\text{TP}}| = \frac{1}{3} \begin{pmatrix} 2 & 2 & 1 \\ 2 & 1 & 2 \\ 1 & 2 & 2 \end{pmatrix}. \quad (4)$$

In this type of scenario, the charged lepton sector must be built in such a way that contributions arising from their mixing matrix,  $\mathbf{U}_e$ , may help us to reproduce the experimentally observed values as the full mixing matrix would then

	$Q_{3L}$	$Q_{2L}$	$Q_{1L}$	$u_{3R}$	$u_{2R}$	$u_{1R}$	$d_{3R}$	$d_{2R}$	$d_{1R}$	$T_{1L}$	$T_{1R}$	$T_{2L}$	$T_{2R}$	$B_{1L}$	$B_{1R}$	$B_{2L}$	$B_{2R}$	$B_{3L}$	$B_{3R}$
$\mathcal{G}_{SM}$	$(\mathbf{3}, \mathbf{2})_{1/6}$			$(\mathbf{3}, \mathbf{2})_{2/3}$			$(\mathbf{3}, \mathbf{2})_{-1/3}$			$(\mathbf{3}, \mathbf{1})_{2/3}$				$(\mathbf{3}, \mathbf{1})_{-1/3}$					
$A_4$	$\mathbf{1}$	$\mathbf{1}''$	$\mathbf{1}'$	$\mathbf{1}$	$\mathbf{1}'$	$\mathbf{1}'$	$\mathbf{3}$			$\mathbf{1}'$	$\mathbf{1}'$	$\mathbf{1}''$	$\mathbf{1}''$	$\mathbf{1}'$	$\mathbf{1}'$	$\mathbf{1}''$	$\mathbf{1}''$	$\mathbf{1}$	$\mathbf{1}$
$Z_2$	0	0	1	0	0	1	0			1	1	0	0	1	1	0	0	0	0
$Z_5$	2	2	2	4	4	4	0			4	4	4	4	0	0	0	0	0	0
$Z_2'$	0	0	0	0	0	1	0			0	0	0	0	0	0	0	0	0	0
$Z_4$	0	0	0	0	0	0	0			0	0	0	0	0	0	0	0	0	0
$Z_8$	0	0	0	0	0	0	0			0	0	0	0	0	0	0	0	0	0

Table I: Fermion content in the quark sector and its charge assignment under the discrete flavor symmetry group.

	$\ell_{3L}$	$\ell_{2L}$	$\ell_{1L}$	$e_{3R}$	$e_{2R}$	$e_{1R}$	$N_{1R}$	$N_{2R}$	$N_{3R}$	$\Omega_{1R}$	$\Omega_{2R}$	$\Omega_{3R}$	$E_{1L}$	$E_{1R}$	$E_{2L}$	$E_{2R}$	$E_{3L}$	$E_{3R}$
$\mathcal{G}_{SM}$	$(\mathbf{1}, \mathbf{2})_{-1/2}$			$(\mathbf{1}, \mathbf{1})_{-1}$			$(\mathbf{1}, \mathbf{1})_0$			$(\mathbf{1}, \mathbf{1})_0$			$(\mathbf{1}, \mathbf{1})_{-1}$					
$A_4$	$\mathbf{3}$			$\mathbf{1}''$	$\mathbf{1}'$	$\mathbf{1}$	$\mathbf{3}$			$\mathbf{3}$			$\mathbf{1}$	$\mathbf{1}$	$\mathbf{1}'$	$\mathbf{1}'$	$\mathbf{1}''$	$\mathbf{1}''$
$Z_2$	0			0	0	0	1			0			0	0	0	0	0	0
$Z_5$	-2			2	2	2	2			2			-1	1	-1	1	-1	1
$Z_2'$	0			0	0	0	0			0			0	0	0	0	0	0
$Z_4$	0			2	0	2	0			-1			2	2	0	0	2	2
$Z_8$	-1			-1	-2	-3	-2			2			1	1	0	0	-1	-1

Table II: Fermion content in the lepton sector and its charge assignment under the discrete flavor symmetry group.

be given by  $\mathbf{U}_\ell^{\text{th}} = \mathbf{U}_e \mathbf{U}_\nu^{\text{TP}\dagger}$ . In our model, the resulting leptonic mixing matrix corresponds to the experimentally observed deviation of the TP scenario.

In addition to the usual SM particle content, in order to implement the universal seesaw mechanism producing the masses for the SM charged fermions lighter than the top quark, we consider vectorlike quarks and charged leptons,

$$T_{i,L(R)} \sim (\mathbf{3}, \mathbf{1})_{2/3}, \quad B_{j,L(R)} \sim (\mathbf{3}, \mathbf{1})_{-1/3}, \quad E_{k,L(R)} \sim (\mathbf{1}, \mathbf{1})_{-1}, \quad (5)$$

where  $i = 1, 2$ ,  $j, k = 1, 2, 3$  and their transformation assignments are given under the SM gauge group,  $\mathcal{G}_{SM} = SU(3)_c \times SU(2)_L \times U(1)_Y$ . Also, the scalar sector is appropriately enlarged, apart from the Higgs doublet,  $H$ , with real scalar singlets (flavons),

$$\text{quark sector:} \quad \{\chi_1, \chi_2, \Phi_{1k}, \Phi_{2k}, \Phi_{3k}\} \quad (6)$$

$$\text{lepton sector:} \quad \{\sigma, \eta_1 \eta_2, \rho_1, \rho_2, \xi_k, \zeta_k, S_k\} \quad (7)$$

where  $k = 1, 2, 3$  and we have classified the flavons into two different groups depending in which sector they are relevant.

To control the arbitrariness in the Yukawa interactions we introduce  $A_4$  as our flavor symmetry.  $A_4$  has been found to be phenomenologically interesting and successful in the neutrino sector [22, 40, 41]. Appendix A has a brief description of the group and multiplication rules. It is worth mentioning that the  $A_4$  family symmetry is crucial to get viable mass matrix textures for the SM fermion sector, due to the fact that we are grouping the three left-handed leptons and the three right-handed SM down-type quarks into  $A_4$  triplets, whereas the left-handed SM quarks, the right-handed SM up-type quarks and right-handed SM charged leptons are assigned in the different  $A_4$  singlets, as shown in Tables I and II. However, we have found that  $A_4$  is insufficient to fully develop a predictive theory. For this purpose, we employ the Abelian symmetry,  $Z_2 \times Z_5$  with an additional  $Z_2'$  and  $Z_4 \times Z_8$ , in the quark and lepton sectors, respectively. Such extra discrete cyclic symmetries allow one to reduce the number of model parameters and to treat the quark and lepton sectors independently, thus yielding a predictive framework consistent with the current pattern of SM fermion masses and mixings. In addition, in order to get a predictive model, one also needs to rely on specific VEV configurations for the  $A_4$  triplets SM gauge singlet scalar fields. Notice, that thanks to the aforementioned cyclic symmetries, the gauge singlet scalar fields participating in the lepton Yukawa interactions are different than the ones appearing in the quark Yukawa terms.

The field charge assignments under the group factors of the model are given in Tables I-III.

The full Yukawa terms can be written as  $\mathcal{L}_Y = \mathcal{L}_Y^u + \mathcal{L}_Y^d + \mathcal{L}_Y^e + \mathcal{L}_Y^\nu$  where for the up-type quarks,

$$-\mathcal{L}_Y^u = y_t \bar{Q}_{3L} \tilde{H} u_{3R} + y_1^u \bar{Q}_{1L} \tilde{H} T_{1R} + y_2^u \bar{Q}_{2L} \tilde{H} T_{2R} + y_3^u \bar{T}_{1L} \chi_1 u_{1R} + y_4^u \bar{T}_{2L} \chi_2 u_{2R} + M_{T1} \bar{T}_{1L} T_{1R} + M_{T2} \bar{T}_{2L} T_{2R} + \text{H.c.}, \quad (8)$$

	$H$	$\chi_1$	$\chi_2$	$\Phi_1$	$\Phi_2$	$\Phi_3$	$\sigma$	$\eta_1$	$\eta_2$	$\rho_1$	$\rho_2$	$\xi$	$\zeta$	$S$
$\mathcal{G}_{SM}$	$(\mathbf{1}, \mathbf{2})_{1/2}$	$(\mathbf{1}, \mathbf{1})_0$												
$A_4$	$\mathbf{1}$	$\mathbf{1}$	$\mathbf{1}'$	$\mathbf{3}$	$\mathbf{3}$	$\mathbf{3}$	$\mathbf{1}$	$\mathbf{1}$	$\mathbf{1}''$	$\mathbf{1}$	$\mathbf{1}$	$\mathbf{3}$	$\mathbf{3}$	$\mathbf{3}$
$Z_2$	0	0	0	1	0	0	0	0	0	-1	0	0	-1	-1
$Z_5$	2	0	0	0	0	0	0	0	0	-1	3	0	-2	-2
$Z_2'$	0	1	0	0	0	0	0	0	0	0	0	0	0	0
$Z_4$	0	0	0	0	0	0	0	-2	-1	-1	0	0	0	0
$Z_8$	0	0	0	0	0	0	-1	0	0	0	0	0	-1	-1

Table III: Scalar content and its charge assignment under the discrete flavor symmetry group.

down-type quarks,

$$-\mathcal{L}_Y^d = y_1^d \bar{Q}_{1L} H B_{1R} + y_2^d \bar{Q}_{2L} H B_{2R} + y_3^d \bar{Q}_{3L} H B_{3R} + y_4^d \bar{B}_{1L} \Phi_1 D_R + y_5^d \bar{B}_{2L} \Phi_2 D_R + y_6^d \bar{B}_{2L} \Phi_3 D_R \\ + y_7^d \bar{B}_{3L} \Phi_2 D_R + y_8^d \bar{B}_{3L} \Phi_3 D_R + M_{B1} \bar{B}_{1L} B_{1R} + M_{B2} \bar{B}_{2L} B_{2R} + M_{B3} \bar{B}_{3L} B_{3R} + \text{H.c.} , \quad (9)$$

charged leptons,

$$-\mathcal{L}_Y^e = y_1^{(l)} (\bar{l}_L H \xi)_1 E_{1R} \frac{\sigma^2 \eta_1}{\Lambda^4} + y_2^{(l)} (\bar{l}_L H \xi)_{1'} E_{2R} \frac{\sigma}{\Lambda^2} + y_3^{(l)} (\bar{l}_L H \xi)_{1'} E_{3R} \frac{\eta_1^*}{\Lambda^2} + y_4^{(l)} (\bar{l}_L H \xi)_{1'} E_{1R} \frac{\sigma^2 (\eta_2^*)^2}{\Lambda^5} \\ + y_5^{(l)} (\bar{l}_L H \xi)_1 E_{3R} \frac{\eta_2^2}{\Lambda^3} + x_1^{(l)} \bar{E}_{1L} \rho_2^* e_{1R} \frac{(\sigma^*)^4}{\Lambda^4} + x_2^{(l)} \bar{E}_{2L} \rho_2^* e_{2R} \frac{(\sigma^*)^2}{\Lambda^2} + x_3^{(l)} \bar{E}_{3L} \rho_2^* e_{3R} + \sum_{i=1}^3 y_i^{(E)} \bar{E}_{iL} \rho_2 E_{iR} + \text{H.c.} , \quad (10)$$

and neutrinos,

$$-\mathcal{L}_Y^\nu = y_1^{(\nu)} (\bar{l}_L \tilde{H} N_R)_{\mathbf{3s}} \frac{\zeta^*}{\Lambda} + y_2^{(\nu)} (\bar{l}_L \tilde{H} N_R)_{\mathbf{3a}} \frac{\zeta^*}{\Lambda} + y_3^{(\nu)} (\bar{l}_L \tilde{H} N_R)_{\mathbf{3s}} \frac{S^*}{\Lambda} + y_4^{(\nu)} (\bar{l}_L \tilde{H} N_R)_{\mathbf{3a}} \frac{S^*}{\Lambda} \\ + y^{(N)} (\bar{N}_R \Omega_R^C)_1 \rho_1 + y^{(\Omega)} (\bar{N}_R \Omega_R^C)_{\mathbf{3s}} \rho_2^* \frac{(\rho_1^*)^2 \sigma^4 \eta_1}{\Lambda^7} + \text{H.c.} , \quad (11)$$

being the dimensionless couplings in Eqs. (8)-(11)  $\mathcal{O}(1)$  parameters.

We denote by  $\langle \chi_i \rangle = v_{\chi_i}$  ( $i = 1, 2$ ), and assume the following VEV patterns for the  $A_4$  triplet SM singlet scalars  $\Phi_{1,2,3}$ ,  $\xi$ ,  $\zeta$  and  $S$ ,

$$\langle \Phi_1 \rangle = \frac{v_1}{\sqrt{2}} (0, 1, 1) , \quad \langle \Phi_2 \rangle = \frac{v_2}{\sqrt{3}} (1, 1, 1) , \quad \langle \Phi_3 \rangle = v_3 (0, 0, 1) , \quad (12)$$

$$\langle \xi \rangle = \frac{v_\xi}{\sqrt{3}} (1, 1, 1) , \quad \langle \zeta \rangle = v_\zeta (0, 0, 1) , \quad \langle S \rangle = v_S (1, 0, 0) , \quad (13)$$

which are natural solutions of the scalar potential minimization equations for a large region of the parameter space as shown in Refs. [23, 42–46]. As the hierarchy among charged fermion masses and quark mixing angles emerges from the spontaneous breaking of the  $A_4 \times Z_2 \times Z_5 \times Z_2' \times Z_4 \times Z_8$  discrete group, we set the VEVs of the SM singlet scalar fields  $\sigma$ ,  $\xi_i$ ,  $\zeta_i$  ( $i = 1, 2, 3$ ) with respect to the Wolfenstein parameter  $\lambda = 0.225$  and the model cutoff  $\Lambda$ , as follows

$$\{v_{\rho_1}, v_{\rho_2}\} \sim \mathcal{O}(1) \text{ TeV} \ll \{v_\zeta, v_S, v_\xi, v_\sigma, v_{\eta_1}, v_{\eta_2}\} \sim \lambda \Lambda . \quad (14)$$

As it is shown in Sec. IV, the aforementioned assumption allows one to explain the SM charged lepton mass hierarchy since it allows one to relate the SM charged lepton masses with different powers of the Wolfenstein parameter  $\lambda = 0.225$  times  $\mathcal{O}(1)$  coefficients. It is worth mentioning that the model cutoff scale can be interpreted as the scale of the UV completion of the model, e.g. the masses of Froggatt-Nielsen messenger fields.

### III. QUARK MASSES AND MIXINGS

Because of the symmetry assignments, the top quark does not mix with the exotic vectorlike quarks and thus its mass is simply given as in the SM via its Yukawa interaction with the Higgs doublet,  $m_t \sim y_t v_{EW}$ . On the other hand, the

vectorlike quarks do mix with all the others SM quarks. Then, from Eqs. (8) and (9), the quark mass matrices take the form

$$\mathcal{M}_{5 \times 5}^{\text{up}} = \begin{pmatrix} 0_{3 \times 3} & \mathbf{M}_L^u \\ \mathbf{M}_\chi^u & \mathbf{M}_T \end{pmatrix} \quad \text{and} \quad \mathcal{M}_{6 \times 6}^{\text{down}} = \begin{pmatrix} 0_{3 \times 3} & \mathbf{M}_L^d \\ \mathbf{M}_\Phi^d & \mathbf{M}_B \end{pmatrix}, \quad (15)$$

where

$$\mathbf{M}_L^u = \frac{v_{\text{EW}}}{\sqrt{2}} \begin{pmatrix} y_1^u & 0 \\ 0 & y_2^u \end{pmatrix}, \quad \mathbf{M}_\chi^u = \begin{pmatrix} y_3^u v_{\chi_1} & 0 \\ 0 & y_4^u v_{\chi_2} \end{pmatrix}, \quad \mathbf{M}_T = \begin{pmatrix} M_{T1} & 0 \\ 0 & M_{T2} \end{pmatrix}, \quad (16)$$

$$\mathbf{M}_L^d = \frac{v_{\text{EW}}}{\sqrt{2}} \begin{pmatrix} y_1^d & 0 & 0 \\ 0 & y_2^d & 0 \\ 0 & 0 & y_3^d \end{pmatrix}, \quad \mathbf{M}_\Phi^d = \begin{pmatrix} 0 & y_4^d \frac{v_1}{\sqrt{2}} & \omega y_4^d \frac{v_1}{\sqrt{2}} \\ \omega y_5^d \frac{v_2}{\sqrt{3}} & \omega y_5^d \frac{v_2}{\sqrt{3}} & \omega^2 (y_5^d \frac{v_2}{\sqrt{3}} + y_6^d v_3) \\ y_7^d \frac{v_2}{\sqrt{3}} & y_7^d \frac{v_2}{\sqrt{3}} & y_7^d \frac{v_2}{\sqrt{3}} + y_8^d v_3 \end{pmatrix}, \quad \mathbf{M}_B = \begin{pmatrix} M_{B1} & 0 & 0 \\ 0 & M_{B2} & 0 \\ 0 & 0 & M_{B3} \end{pmatrix}. \quad (17)$$

As the masses of the vectorlike quarks are much larger than the employed VEVs,  $M_T, M_B \gg \{v_{\text{EW}}, v_\chi, v_i\}$ , the implementation of the universal seesaw yields the following  $3 \times 3$  low-scale quark mass matrices,

$$\mathbf{M}_u \simeq \begin{pmatrix} m_u & 0 & 0 \\ 0 & m_c & 0 \\ 0 & 0 & m_t \end{pmatrix} \quad \text{and} \quad \mathbf{M}_d \simeq \begin{pmatrix} 0 & a_d & \omega a_d \\ \omega b_d & b_d & \omega^2 (b_d + c_d) \\ d_d & d_d & d_d + e_d \end{pmatrix}, \quad (18)$$

where the up-type quark masses are given by,

$$m_u = \frac{v_{\text{EW}}}{\sqrt{2}} \frac{\tilde{y}_1^u v_{\chi_1}}{M_{T1}}, \quad m_c = \frac{v_{\text{EW}}}{\sqrt{2}} \frac{\tilde{y}_2^u v_{\chi_2}}{M_{T2}}, \quad m_t = \frac{v_{\text{EW}}}{\sqrt{2}} y_t, \quad (19)$$

and we have defined the parameters,

$$a_d = \frac{v_{\text{EW}}}{\sqrt{2}} \frac{\tilde{y}_1^d v_1}{\sqrt{2} M_{B1}}, \quad b_d = \frac{v_{\text{EW}}}{\sqrt{2}} \frac{\tilde{y}_2^d v_2}{\sqrt{3} M_{B2}}, \quad c_d = \frac{v_{\text{EW}}}{\sqrt{2}} \frac{\tilde{y}_3^d v_3}{M_{B2}}, \quad d_d = \frac{v_{\text{EW}}}{\sqrt{2}} \frac{\tilde{y}_4^d v_2}{\sqrt{3} M_{B3}}, \quad e_d = \frac{v_{\text{EW}}}{\sqrt{2}} \frac{\tilde{y}_5^d v_3}{M_{B3}},$$

with  $\tilde{y}_k^f$  denoting the product of two different Yukawa couplings that can be merged into a single one as both are  $\mathcal{O}(1)$  parameters. From Eq. (19) and the known hierarchy in the up-quark masses we can estimate the ratio among the heavy masses and VEVs to be

$$\frac{v_{\chi_1}}{M_{T1}} \sim 10^{-5} \quad \text{and} \quad \frac{v_{\chi_2}}{M_{T2}} \sim 10^{-2}, \quad (20)$$

which if we assume a single heavy scale,  $M_T \equiv \{M_{T1}, M_{T2}\}$ , then  $v_{\chi_2} \sim \lambda^3 M_T$  and  $v_{\chi_1} \sim \lambda^7 M_T$ . For example, for the range  $M_T \sim [1, 10]$  TeV one gets  $v_{\chi_2} \sim [10, 100]$  GeV and  $v_{\chi_1} \sim [0.1, 1]$  MeV. States associated to these scalars could also have masses in the same range but not necessarily. There are also possibilities of attaining small enough VEVs while preserving large masses. For example, introduction of an additional singlet scalar could induce, via a soft-breaking term, small VEVs while keeping the initial large masses of the scalar fields. This point, however, is left aside as it would require a thorough study of the scalar potential which is beyond the scope of this work.

In total we have five complex parameters, that is, ten free parameters to fit seven observables. It can be shown that after redefining the phases of the left- and right-handed quarks the number of free parameters reduces to seven. A judicious choice of phases, for example,

$$Q_{1L} \rightarrow e^{\frac{i}{2}(2\arg(a_d) + \arg(b_d) - \arg(c_d))} Q_{1L}, \quad Q_{2L} \rightarrow e^{\frac{i}{2}(\arg(b_d) + \arg(c_d))} Q_{2L}, \quad Q_{3L} \rightarrow e^{i \arg(d_d)} Q_{3L}, \quad (21)$$

may allow us to set the independent phases such that their effect is similar to having assumed in the initial matrix,

$$\arg(a_d) = -\arg(b_d) = \arg(c_d) \quad \text{and} \quad \arg(d_d) = 0. \quad (22)$$

Observable	$m_b$ [GeV]	$m_s$ [GeV]	$m_d$ [GeV]	$ \mathbf{V}_{12} $	$ \mathbf{V}_{23} $	$ \mathbf{V}_{13} $	$J_q [\times 10^{-5}]$
Experimental Value	$2.86 \pm 0.02$	$0.055^{+0.004}_{-0.002}$	$0.0027^{+0.0003}_{-0.0002}$	$0.22452 \pm 0.00044$	$0.04214 \pm 0.00076$	$0.00365 \pm 0.00012$	$3.18 \pm 0.15$
Fit	2.86	0.052	0.0028	0.22457	0.04232	0.00376	3.02

Table IV: The most recent values for the mixing parameters come from the PDG-2018 [47]. The masses are taken at the  $M_Z$  scale from [48]. Minimization of the  $\chi^2$  function leads to the best-fit values appearing in Eq. (25) with a quality of fit given by  $\chi^2_{\text{d.o.f.}} = 3.15/7$ . The masses and mixing implied by the model fit perfectly at  $1\sigma$ .

Hence, the set of independent parameters becomes

$$\{|a_d|, |b_d|, |c_d|, |d_d|, |e_d|, \arg(a_d), \arg(e_d)\} . \quad (23)$$

We then perform a numerical fit to the set of parameters. The experimental input parameters are the three down-type quark masses, the magnitudes of the three independent mixing matrix elements, and the Jarlskog invariant. The masses are taken at the  $M_Z$  scale with a symmetrized  $1\sigma$  error taken to be the larger one. The employed input parameters are summarized in Table IV. To measure the quality of the fit we use the function,

$$\begin{aligned} \chi^2 = & \frac{(m_d^{\text{th}} - m_d^{\text{exp}})^2}{\sigma_d^2} + \frac{(m_s^{\text{th}} - m_s^{\text{exp}})^2}{\sigma_s^2} + \frac{(m_b^{\text{th}} - m_b^{\text{exp}})^2}{\sigma_b^2} + \frac{(|\mathbf{V}_{12}^{\text{th}}| - |\mathbf{V}_{12}^{\text{ckm}}|)^2}{\sigma_{12}^2} \\ & + \frac{(|\mathbf{V}_{23}^{\text{th}}| - |\mathbf{V}_{23}^{\text{ckm}}|)^2}{\sigma_{23}^2} + \frac{(|\mathbf{V}_{13}^{\text{th}}| - |\mathbf{V}_{13}^{\text{ckm}}|)^2}{\sigma_{13}^2} + \frac{(J_q^{\text{th}} - J_q^{\text{exp}})^2}{\sigma_J^2} . \end{aligned} \quad (24)$$

Its minimization leads to the best-fit values,

$$\begin{aligned} |a_d| &= 0.0114225 \text{ GeV}, \quad |b_d| = 0.0215709 \text{ GeV}, \quad |c_d| = 0.130513 \text{ GeV}, \quad |d_d| = 0.765595 \text{ GeV}, \\ |e_d| &= 1.97927 \text{ GeV}, \quad \arg(a_d) = 5.39151 \text{ rad}, \quad \arg(e_d) = 0.605986 \text{ rad}, \end{aligned} \quad (25)$$

implying the observed down-type quark masses and mixing shown in Table IV. Moreover, we find that the two smallest mixing angles are correlated among them and also with the Jarlskog invariant; see Fig. 1. At last, notice that our model prefers small values of the Jarlskog invariant compared to the latest fit from the PDG [47].

From the best-fit values, Eq. (25), we can estimate the required ratio among the heavy masses and VEVs in order to reproduce the observed mild hierarchy among the fitted parameters,

$$\frac{v_1}{M_{B1}} \sim 10^{-4}, \quad \frac{v_2}{M_{B2}} \sim 10^{-4}, \quad \frac{v_3}{M_{B3}} \sim 10^{-2}, \quad \frac{v_2}{M_{B3}} \sim 10^{-2}, \quad \frac{v_3}{M_{B2}} \sim 10^{-3.5}, \quad (26)$$

in such a way that all Yukawa couplings may still remain as  $\mathcal{O}(1)$  parameters. All these ratios can be rewritten in terms of the heaviest mass,

$$M_B \equiv \{M_{B1}, M_{B2}\}, \quad M_{B3} \sim \lambda^3 M_B, \quad \{v_1, v_2, v_3\} \sim \lambda^6 M_B. \quad (27)$$

These relations imply, for example, for the range  $M_B \sim [100, 1000] \text{ TeV}$ ,  $M_{B3} \sim [1, 10] \text{ TeV}$  and  $\{v_1, v_2, v_3\} \sim [10, 100] \text{ GeV}$ .

Models with vectorlike fermions are being tested at the LHC. The ATLAS collaboration has reported several analyses, in particular [49–51]. At the moment, mass exclusion limits for exotic isosinglet quarks give  $M_B > 1.22 \text{ TeV}$  and  $M_T > 1.31 \text{ TeV}$  as found in Ref. [51]. These lower bounds were set by only assuming that the exotic quarks can decay on SM particles. That is, the vectorlike quarks would first be produced at collider experiments via pair production, a process dominated by the strong interactions,  $gg \rightarrow \bar{B}B (\bar{T}T)$ . Then, each exotic quark would decay to  $T \rightarrow Wb, Zt, Ht$  or  $B \rightarrow Wt, Zb, Hb$ , where it has only been considered the third fermion family. Now, in our case, in the interaction basis, our model has no initial mixing between the top-quark and the vector- and topline fermions, but only between the up and charm quarks with the exotic partners. On the other hand, in the down-quark sector, all the standard quarks mix with the exotic partners. Therefore, in the mass basis, we may only expect from the previous decay modes that only those from the exotic bottomlike quarks will survive. Observation of an excess of events in any of the final states related to the vectorlike  $B$  quarks with respect to the SM background, e.g., when  $Z \rightarrow \ell^+ \ell^-$  the final state has one dilepton and at least two b-jets, would be a signal supporting this model at the LHC. A detailed study of the collider phenomenology of our model is beyond the scope of this paper and is left for future studies.

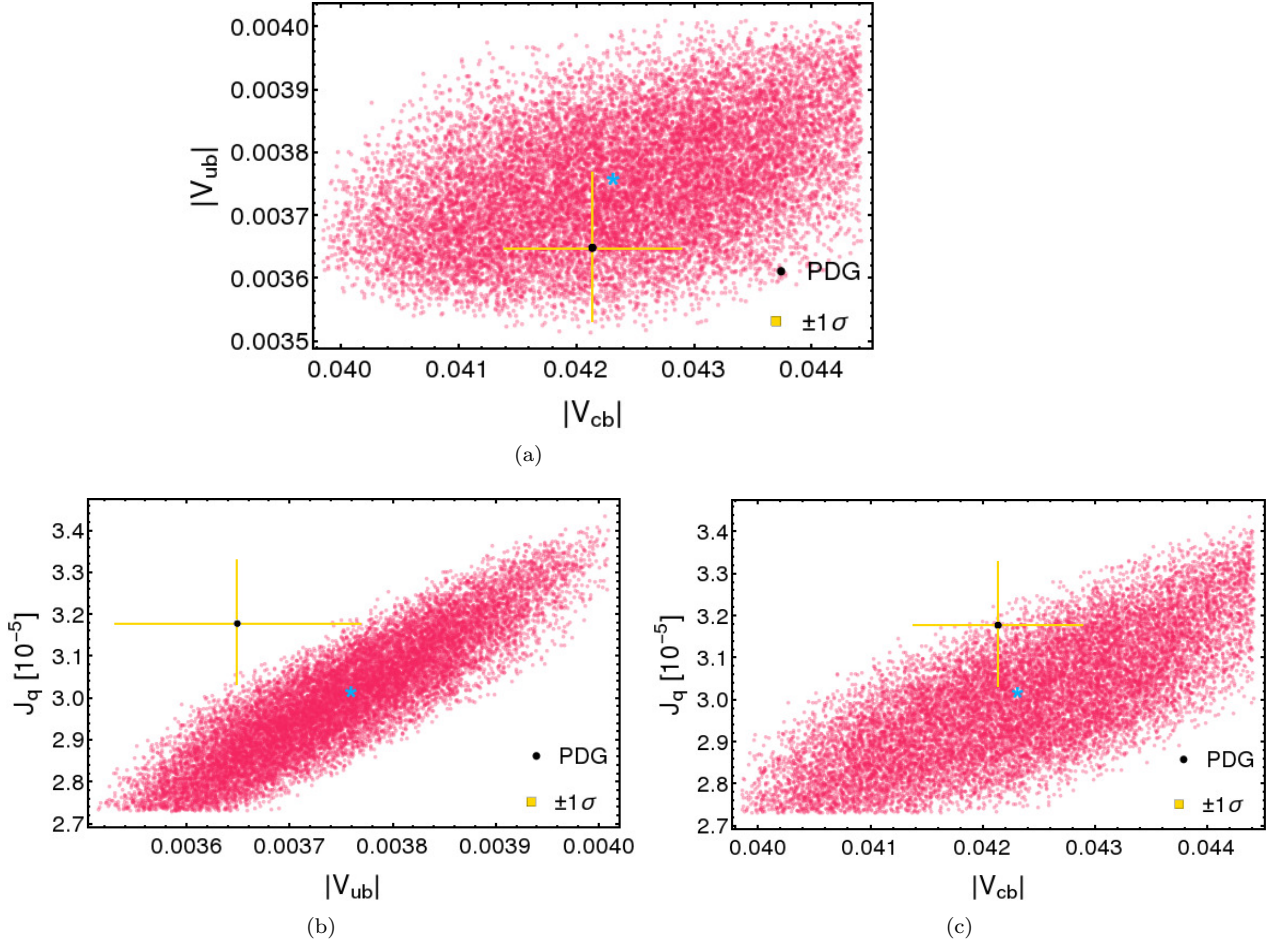


Figure 1: Correlation plots between the two smallest quark mixing angles (top panel) and between the Jarlskog invariant with each of them (bottom panels). All the (red) points in the background are in agreement with the experimental values within  $3\sigma$  deviations. The (blue) star points represent the best-fit point of our minimization, whereas the black points show the most recent values as taken from the PDG-2018 with their  $1\sigma$  deviations in (yellow) lines.

#### IV. LEPTON MASSES AND MIXINGS

Using Eq. (11) we get the following mass matrix for charged leptons:

$$\mathcal{M}_{6 \times 6}^{(E)} = \begin{pmatrix} 0_{3 \times 3} & \mathbf{M}_1^{(l)} \\ \mathbf{M}_2^{(l)} & \mathbf{M}_E \end{pmatrix}, \quad (28)$$

where the different submatrices are given by

$$\begin{aligned} \mathbf{M}_1^{(l)} &= \frac{v_{EW} v_\xi}{\sqrt{6} \Lambda} \begin{pmatrix} 1 & 1 & 1 \\ 1 & \omega^2 & \omega \\ 1 & \omega & \omega^2 \end{pmatrix} \begin{pmatrix} \cos \alpha & 0 & -e^{-i\gamma} \sin \alpha \\ 0 & 1 & 0 \\ e^{i\gamma} \sin \alpha & 0 & \cos \alpha \end{pmatrix} \begin{pmatrix} y_1^{(l)} \lambda^2 & 0 & 0 \\ 0 & y_2^{(l)} \lambda & 0 \\ 0 & 0 & y_3^{(l)} \lambda \end{pmatrix}, \\ \mathbf{M}_2^{(l)} &= \begin{pmatrix} x_1^{(l)} \lambda^4 & 0 & 0 \\ 0 & x_2^{(l)} \lambda^2 & 0 \\ 0 & 0 & x_3^{(l)} \end{pmatrix} v_{\rho_2}, \quad \mathbf{M}_E = \begin{pmatrix} y_1^{(E)} & 0 & 0 \\ 0 & y_2^{(E)} & 0 \\ 0 & 0 & y_3^{(E)} \end{pmatrix} v_{\rho_2}. \end{aligned} \quad (29)$$

Here we have adopted a simplifying benchmark scenario with the following particular assumptions about the charged lepton sector model parameters and VEVs of some of the gauge singlet scalars

$$y_4^{(l)} = e^{i\gamma} y_1^{(l)}, \quad y_5^{(l)} = -e^{-i\gamma} y_3^{(l)}, \quad v_{\eta_1} = \lambda \cos \alpha \Lambda, \quad v_{\eta_2} = \sqrt{\lambda \sin \alpha} \Lambda, \quad v_\sigma = \lambda \Lambda. \quad (30)$$

In what follows we limit ourselves to this scenario considering the relations (30) as additional constraints on our model parameter space. On the other hand it is possible that the relations (30) arise in our model framework as a consequence of some unrecognized symmetry or can be attributed to a particular ultraviolet completion of the model. Notice that due to the fact that the Yukawa couplings are order 1 numbers, the first two assumptions regarding the magnitude may naturally follow without losing too much generality. Thus, the universal seesaw mechanism gives rise to the following SM charged lepton mass matrix:

$$\mathbf{M}_l = \mathbf{M}_1^{(l)} \mathbf{M}_E^{-1} \mathbf{M}_2^{(l)} = \mathbf{R}_{lL} \text{diag}(m_e, m_\mu, m_\tau),$$

$$\mathbf{R}_{lL} = \frac{1}{\sqrt{3}} \begin{pmatrix} 1 & 1 & 1 \\ 1 & \omega^2 & \omega \\ 1 & \omega & \omega^2 \end{pmatrix} \begin{pmatrix} \cos \alpha & 0 & -e^{-i\gamma} \sin \alpha \\ 0 & 1 & 0 \\ e^{i\gamma} \sin \alpha & 0 & \cos \alpha \end{pmatrix}, \quad \omega = e^{\frac{2\pi i}{3}}, \quad (31)$$

where the charged lepton masses are

$$m_e = \frac{x_1^{(l)} y_1^{(l)} \lambda^6 v_{\text{EW}} v_\xi}{\sqrt{6} y_1^{(E)} \Lambda} = a_1^{(l)} \lambda^9 \frac{v_{\text{EW}}}{\sqrt{2}}, \quad m_\mu = \frac{x_2^{(l)} y_2^{(l)} \lambda^3 v_{\text{EW}} v_\xi}{\sqrt{6} y_1^{(E)} \Lambda} = a_2^{(l)} \lambda^5 \frac{v_{\text{EW}}}{\sqrt{2}}, \quad m_\tau = \frac{x_3^{(l)} y_3^{(l)} v_{\text{EW}} v_\xi}{\sqrt{6} y_1^{(E)} \Lambda} = a_3^{(l)} \lambda^3 \frac{v_{\text{EW}}}{\sqrt{2}}. \quad (32)$$

Here we have considered  $x_i^{(l)} \sim y_i^{(l)} \lesssim \mathcal{O}(1)$  ( $i = 1, 2, 3$ ) and  $y_i^{(E)} \lesssim \mathcal{O}(\sqrt{4\pi})$ . Let us note that the charged lepton masses are linked with the scale of electroweak symmetry breaking through their power dependence on the Wolfenstein parameter  $\lambda = 0.225$ , with  $\mathcal{O}(1)$  coefficients.

The neutrino Yukawa terms of Eq. (11) give origin to the following neutrino mass terms:

$$- \mathcal{L}_{mass}^{(\nu)} = \frac{1}{2} \begin{pmatrix} \overline{\nu}_L^C & \overline{N}_R & \overline{\Omega}_R \end{pmatrix} \mathbf{M}_\nu \begin{pmatrix} \nu_L \\ N_R^C \\ \Omega_R^C \end{pmatrix} + H.c., \quad (33)$$

where the neutrino mass matrix reads

$$\mathbf{M}_\nu = \begin{pmatrix} 0_{3 \times 3} & \mathbf{M}_1 & 0_{3 \times 3} \\ \mathbf{M}_1^T & 0_{3 \times 3} & \mathbf{M}_2 \\ 0_{3 \times 3} & \mathbf{M}_2^T & \boldsymbol{\mu} \end{pmatrix} \quad (34)$$

and the submatrices read

$$\mathbf{M}_1 = \frac{v_\zeta v_{\text{EW}}}{\sqrt{2} \Lambda} \begin{pmatrix} 0 & y_1^{(\nu)} + y_2^{(\nu)} & 0 \\ y_1^{(\nu)} - y_2^{(\nu)} & 0 & r(y_1^{(\nu)} + y_2^{(\nu)}) \\ 0 & r(y_1^{(\nu)} - y_2^{(\nu)}) & 0 \end{pmatrix} \quad (35)$$

$$= f \begin{pmatrix} 0 & x & 0 \\ y & 0 & rx \\ 0 & ry & 0 \end{pmatrix}, \quad f = \frac{v_\zeta v_{\text{EW}}}{\sqrt{2} \Lambda}, \quad r = \frac{v_S}{v_\zeta}, \quad x = y_1^{(\nu)} + y_2^{(\nu)}, \quad y = y_1^{(\nu)} - y_2^{(\nu)}, \quad (36)$$

$$\mathbf{M}_2 = m_N \begin{pmatrix} 1 & 0 & 0 \\ 0 & 1 & 0 \\ 0 & 0 & 1 \end{pmatrix}, \quad \boldsymbol{\mu} = \frac{y^{(\Omega)} v_{\rho_2} v_{\rho_1}^2 v_\sigma^4 v_{\eta_1}}{\Lambda^7} \begin{pmatrix} 0 & 1 & -1 \\ 1 & 0 & 1 \\ -1 & 1 & 0 \end{pmatrix}, \quad m_N = y^{(N)} v_{\rho_1}. \quad (37)$$

The light active masses arise from an inverse seesaw mechanism and the resulting physical neutrino mass matrices take the form

$$\widetilde{\mathbf{M}}_\nu = \mathbf{M}_1 (\mathbf{M}_2^T)^{-1} \boldsymbol{\mu} \mathbf{M}_2^{-1} \mathbf{M}_1^T, \quad \mathbf{M}_\nu^{(1)} = -\frac{1}{2} (\mathbf{M}_2 + \mathbf{M}_2^T) + \frac{1}{2} \boldsymbol{\mu}, \quad \mathbf{M}_\nu^{(2)} = \frac{1}{2} (\mathbf{M}_2 + \mathbf{M}_2^T) + \frac{1}{2} \boldsymbol{\mu}, \quad (38)$$

where  $\widetilde{\mathbf{M}}_\nu$  corresponds to the active neutrino mass matrix whereas  $\mathbf{M}_\nu^{(1)}$  and  $\mathbf{M}_\nu^{(2)}$  are the sterile mass matrices.

Observable	Range	$\Delta m_{21}^2$ [ $10^{-5}\text{eV}^2$ ]	$\Delta m_{31}^2$ [ $10^{-3}\text{eV}^2$ ]	$\theta_{12}^{(l)}$ ( $^\circ$ )	$\theta_{13}^{(l)}$ ( $^\circ$ )	$\theta_{23}^{(l)}$ ( $^\circ$ )	$\delta_{CP}^{(l)}$ ( $^\circ$ )
Experimental	$1\sigma$	$7.39^{+0.21}_{-0.20}$	$2.525^{+0.033}_{-0.032}$	$33.82^{+0.78}_{-0.76}$	$8.61^{+0.13}_{-0.13}$	$49.6^{+1.0}_{-1.2}$	$215^{+40}_{-29}$
Value from Ref. [53]	$3\sigma$	$6.79 - 8.01$	$2.427 - 2.625$	$31.61 - 36.27$	$8.22 - 8.99$	$40.3 - 52.4$	$125 - 392$
Experimental	$1\sigma$	$7.55^{+0.20}_{-0.16}$	$2.50 \pm 0.03$	$34.5^{+1.2}_{-1.0}$	$8.45^{+0.16}_{-0.14}$	$47.7^{+1.2}_{-1.7}$	$218^{+38}_{-27}$
Value from Ref. [54]	$3\sigma$	$7.05 - 8.14$	$2.41 - 2.60$	$31.5 - 38.0$	$8.0 - 8.9$	$41.8 - 50.7$	$157 - 349$
Fit	$1\sigma$	7.55	2.50	34.45	8.45	43.1	218.2

Table V: Model predictions for the scenario of normal neutrino mass hierarchy. The experimental values are taken from Refs. [53, 55].

Thus, the light active neutrino mass matrix is given by

$$\widetilde{\mathbf{M}}_\nu = \frac{y^{(\Omega)} v_{\rho_2} v_{\rho_1}^2 v_\sigma^4 v_{\eta_1} f^2}{m_N^2 \Lambda^7} \begin{pmatrix} 0 & x(y+rx) & 0 \\ x(y+rx) & -2rxy & ry(y+rx) \\ 0 & ry(y+rx) & 0 \end{pmatrix} \quad (39)$$

$$= m_\nu \begin{pmatrix} 0 & x(y+rx) & 0 \\ x(y+rx) & -2rxy & ry(y+rx) \\ 0 & ry(y+rx) & 0 \end{pmatrix}, \quad m_\nu = \frac{y^{(\Omega)} v_{\rho_2} v_{\rho_1}^2 v_\sigma^4 v_{\eta_1} f^2}{m_N^2 \Lambda^7}. \quad (40)$$

The full neutrino mass matrix given by Eq. (34) can be diagonalized by the following rotation matrix [52]:

$$\mathbb{R} = \begin{pmatrix} \mathbf{R}_\nu & \mathbf{R}_1 \mathbf{R}_M^{(1)} & \mathbf{R}_2 \mathbf{R}_M^{(2)} \\ -\frac{(\mathbf{R}_1^\dagger + \mathbf{R}_2^\dagger)}{\sqrt{2}} \mathbf{R}_\nu & \frac{(1-\mathbf{S})}{\sqrt{2}} \mathbf{R}_M^{(1)} & \frac{(1+\mathbf{S})}{\sqrt{2}} \mathbf{R}_M^{(2)} \\ -\frac{(\mathbf{R}_1^\dagger - \mathbf{R}_2^\dagger)}{\sqrt{2}} \mathbf{R}_\nu & \frac{(-1-\mathbf{S})}{\sqrt{2}} \mathbf{R}_M^{(1)} & \frac{(1-\mathbf{S})}{\sqrt{2}} \mathbf{R}_M^{(2)} \end{pmatrix}, \quad (41)$$

where

$$\mathbf{S} = -\frac{1}{4} \mathbf{M}_2^{-1} \boldsymbol{\mu}, \quad \mathbf{R}_1 \simeq \mathbf{R}_2 \simeq \frac{1}{\sqrt{2}} \mathbf{M}_1^* \mathbf{M}_2^{-1}. \quad (42)$$

Notice that the physical neutrino spectrum is composed of three light active neutrinos and six exotic neutrinos. The exotic neutrinos are pseudo-Dirac, with masses  $\sim \pm \frac{1}{2} (\mathbf{M}_2 + \mathbf{M}_2^T)$  and a small splitting  $\boldsymbol{\mu}$ . Furthermore,  $\mathbf{R}_\nu$ ,  $\mathbf{R}_M^{(1)}$ , and  $\mathbf{R}_M^{(2)}$  are the rotation matrices that diagonalize  $\widetilde{\mathbf{M}}_\nu$ ,  $\mathbf{M}_\nu^{(1)}$ , and  $\mathbf{M}_\nu^{(2)}$ , respectively.

On the other hand, using Eq. (41) we find that the neutrino fields  $\nu_L = (\nu_{1L}, \nu_{2L}, \nu_{3L})^T$ ,  $\nu_R^C = (\nu_{1R}^C, \nu_{2R}^C)$ , and  $N_R^C = (N_{1R}^C, N_{2R}^C)$  are related with the physical neutrino fields by the following relations:

$$\begin{pmatrix} \nu_L \\ \nu_R^C \\ N_R^C \end{pmatrix} = \mathbb{R} \Omega_L \simeq \begin{pmatrix} \mathbf{R}_\nu & \mathbf{R}_1 \mathbf{R}_M^{(1)} & \mathbf{R}_2 \mathbf{R}_M^{(2)} \\ -\frac{(\mathbf{R}_1^\dagger + \mathbf{R}_2^\dagger)}{\sqrt{2}} \mathbf{R}_\nu & \frac{(1-\mathbf{S})}{\sqrt{2}} \mathbf{R}_M^{(1)} & \frac{(1+\mathbf{S})}{\sqrt{2}} \mathbf{R}_M^{(2)} \\ -\frac{(\mathbf{R}_1^\dagger - \mathbf{R}_2^\dagger)}{\sqrt{2}} \mathbf{R}_\nu & \frac{(-1-\mathbf{S})}{\sqrt{2}} \mathbf{R}_M^{(1)} & \frac{(1-\mathbf{S})}{\sqrt{2}} \mathbf{R}_M^{(2)} \end{pmatrix} \begin{pmatrix} \Psi_L^{(1)} \\ \Psi_L^{(2)} \\ \Psi_L^{(3)} \end{pmatrix}, \quad \Psi_L = \begin{pmatrix} \Psi_L^{(1)} \\ \Psi_L^{(2)} \\ \Psi_L^{(3)} \end{pmatrix}, \quad (43)$$

where  $\Psi_{jL}^{(1)}$ ,  $\Psi_{jL}^{(2)}$  and  $\Psi_{jL}^{(3)}$  ( $j = 1, 2, 3$ ) are the three active neutrinos and six exotic neutrinos, respectively.

By varying the lepton sector model parameters, we find values for the neutrino mass squared splittings, i.e.,  $\Delta m_{21}^2$  and  $\Delta m_{31}^2$ , leptonic mixing angles  $\theta_{12}^{(l)}$ ,  $\theta_{23}^{(l)}$ , and  $\theta_{13}^{(l)}$ , and the Dirac leptonic  $CP$  violating phase consistent with the neutrino oscillation experimental data, as indicated in Table V.

Fig. 2 shows the correlation between the solar mixing parameter  $\sin^2 \theta_{12}$  and the leptonic  $CP$  violating phase. To obtain this figure the lepton sector model parameters were randomly generated in a range of values where the neutrino mass squared splittings and leptonic mixing parameters are inside the  $3\sigma$  experimentally allowed range. As seen from Fig. 2, our model predicts a solar mixing parameter  $\sin^2 \theta_{12}$  and leptonic Dirac  $CP$  violating phase in the ranges  $0.27 \lesssim \sin^2 \theta_{12} \lesssim 0.38$  and  $140^\circ \lesssim \delta \lesssim 260^\circ$ , respectively.

Another relevant observable that can be determined in this model is the effective Majorana neutrino mass parameter of neutrinoless double beta decay, which provides information on the Majorana nature of neutrinos. The effective

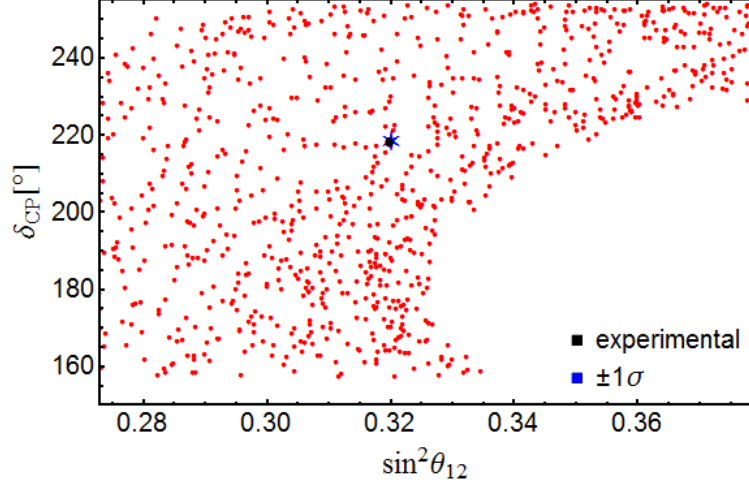


Figure 2: Correlation between the solar mixing parameter  $\sin^2 \theta_{12}$  and the leptonic  $CP$  violating phase.

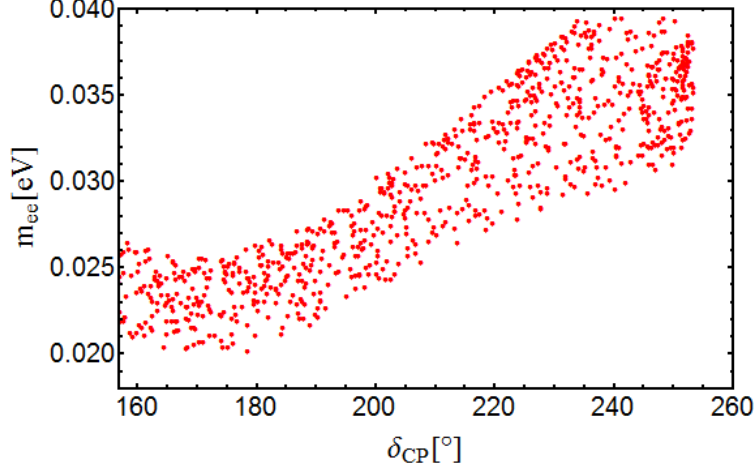


Figure 3: Correlation of the effective Majorana neutrino mass parameter  $m_{ee}$  with the leptonic Dirac  $CP$  violating phase  $\delta_{CP}$ .

Majorana neutrino mass parameter takes the form

$$m_{ee} = \left| \sum_j U_{ek}^2 m_{\nu_k} \right|, \quad (44)$$

where  $U_{ej}$  and  $m_{\nu_k}$  are the Pontecorvo-Maki-Nakagawa-Sakata leptonic mixing matrix elements and the neutrino Majorana masses, respectively. The neutrinoless double beta ( $0\nu\beta\beta$ ) decay amplitude is proportional to  $m_{ee}$ . In Fig. 3 we display the correlation between the effective Majorana neutrino mass parameter  $m_{ee}$  and the leptonic Dirac  $CP$  violating phase  $\delta_{CP}$ . As indicated by Fig. 3, our model predicts an effective Majorana neutrino mass parameter in the range  $0.020 \text{ eV} \lesssim m_{ee} \lesssim 0.040 \text{ eV}$ , thus implying that the values for the effective Majorana neutrino mass parameter predicted by our model are within the reach of the next-generation bolometric CUORE experiment [56], as well as the next-to-next-generation ton-scale  $0\nu\beta\beta$ -decay experiments [57–60]. The current most stringent experimental upper bound on the effective Majorana neutrino mass parameter, i.e.,  $m_{ee} \leq 160 \text{ meV}$ , arises from the KamLAND-Zen limit on the  $^{136}\text{Xe}$   $0\nu\beta\beta$  decay half-life  $T_{1/2}^{0\nu\beta\beta}(^{136}\text{Xe}) \geq 1.07 \times 10^{26} \text{ yr}$  [57], which corresponds to the upper bound of  $|m_{\beta\beta}| \leq (61 - 165) \text{ meV}$  at 90% C.L. For information about those other experiments see Refs. [58, 61–63].

## V. PHENOMENOLOGY

As previously stated, the physical sterile neutrino spectrum contains six almost degenerate TeV scale neutrinos, which mix the active ones, with mixing angles of the order of  $\frac{(\mathbf{M}_1)_{ij}}{\sqrt{2}y^{(N)}v_{\rho_1}}$  ( $i, j = 1, 2, 3$ ). In return, these new couplings induce one-loop level phenomena through which we may impose constraints to our model.

In this section we discuss the implications of our model in the lepton flavor violating decays and in the anomalous magnetic dipole moments of the muon and electron.

### A. Charged LFV decays

The heavy sterile neutrinos together with the W gauge bosons induce the one-loop level decay  $l_i \rightarrow l_j \gamma$ , whose corresponding branching ratio reads [16, 64, 65]

$$\mathcal{B}r(l_i \rightarrow l_j \gamma) = \frac{\alpha_W^3 s_W^2 m_{l_i}^5}{256\pi^2 M_W^4 \Gamma_i} |G_{ij}|^2, \quad (45)$$

where  $s_W = \sin(\theta_W)$ ,

$$G_{ij} = \sum_k (\mathbb{R}^*)_{ik} (\mathbb{R})_{jk} G_\gamma \left( \frac{m_{N_k}^2}{M_W^2} \right) \simeq 2 (\mathbf{R}_1 \mathbf{R}_1^T)_{ij} G_\gamma \left( \frac{m_N^2}{M_W^2} \right) = \frac{(\mathbf{M}_1^* \mathbf{M}_1^\dagger)_{ij}}{m_N^2} G_\gamma \left( \frac{m_N^2}{M_W^2} \right),$$

$$G_\gamma(z) = -\frac{2z^3 + 5z^2 - z}{4(1-z)^2} - \frac{3z^3}{2(1-z)^4} \ln z, \quad m_N = y^{(N)} v_{\rho_1}, \quad (46)$$

and

$$\mathbf{M}_1^* \mathbf{M}_1^\dagger = f^2 \begin{pmatrix} 0 & x & 0 \\ y & 0 & rx \\ 0 & ry & 0 \end{pmatrix} \begin{pmatrix} 0 & y & 0 \\ x & 0 & ry \\ 0 & rx & 0 \end{pmatrix} = f^2 \begin{pmatrix} x^2 & 0 & rxy \\ 0 & r^2 x^2 + y^2 & 0 \\ rxy & 0 & r^2 y^2 \end{pmatrix}. \quad (47)$$

Thus, the charged lepton flavor violating processes  $\mu \rightarrow e \gamma$ ,  $\tau \rightarrow \mu \gamma$ , and  $\tau \rightarrow e \gamma$  have the following branching ratios:

$$\mathcal{B}r(\mu \rightarrow e \gamma) \simeq 0, \quad \mathcal{B}r(\tau \rightarrow \mu \gamma) \simeq 0,$$

$$\mathcal{B}r(\tau \rightarrow e \gamma) = \frac{\alpha_W^3 s_W^2 m_\tau^5 r^2 x^2 y^2 f^4}{256\pi^2 M_W^4 \Gamma_\tau m_N^4} \left| G_\gamma \left( \frac{m_N^2}{M_W^2} \right) \right|^2, \quad (48)$$

where  $\Gamma_\tau = 2.27 \times 10^{-12}$  GeV is the tau decay width. On the other hand, the upper experimental bound of the charged lepton flavor violating process  $\tau \rightarrow e \gamma$  is given by

$$\mathcal{B}r(\tau \rightarrow e \gamma)_{\text{max}}^{\text{exp}} = 3.3 \times 10^{-8}. \quad (49)$$

In Fig. 4 we display the maximal and minimal branching ratios for the  $\tau \rightarrow e \gamma$  decay as functions of the sterile neutrino mass  $m_N$  for different values of  $f$ . The sterile neutrino masses have been taken to range from 500 GeV up to 1 TeV. The brown horizontal line corresponds to the upper bound  $3.3 \times 10^{-8}$  for the  $\tau \rightarrow e \gamma$  branching ratio. As seen from Fig. 4, the obtained values for the branching ratio of  $\tau \rightarrow e \gamma$  decay are below its experimental upper limit, for  $f \lesssim 28$  GeV. Consequently, our model is compatible with the charged lepton flavor violating decay constraints provided that  $f \lesssim 28$  GeV.

### B. Contributions to $(g-2)_\mu$

The current discrepancy between the experimental and predicted value is still inconclusive and amounts to 3.5 standard deviations [47],

$$\Delta a_\mu \equiv a_\mu^{\text{exp}} - a_\mu^{\text{SM}} = 268(63)(43) \times 10^{-11}, \quad (50)$$

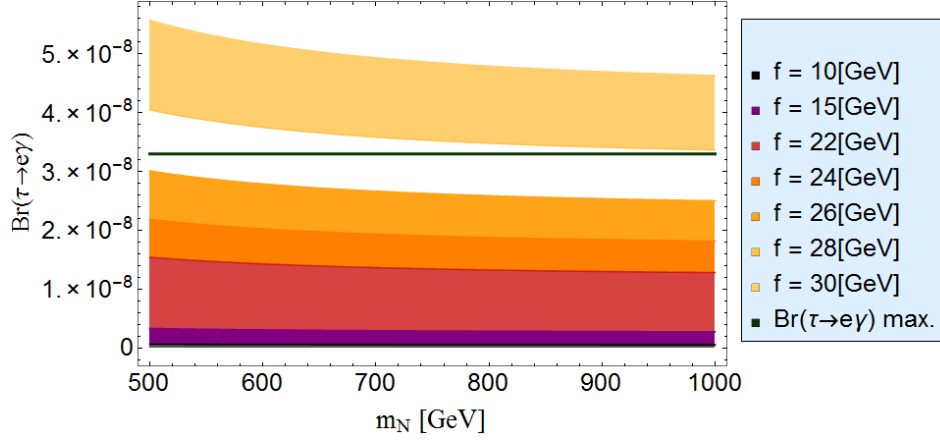


Figure 4: Maximal and minimal branching ratios for the  $\tau \rightarrow e\gamma$  decay as a function of the sterile neutrino mass  $m_N$  for different values of  $f$ . The brown horizontal line corresponds to the upper bound  $3.3 \times 10^{-8}$  for the  $\tau \rightarrow e\gamma$  branching ratio.

where the errors at  $1\sigma$  are from experiment and theory, respectively. In the following, we consider the average value between the theoretical and experimental error.

Contributions to  $\Delta a_\mu$  arising from scenarios like this one where the active neutrinos mix with heavy-right handed neutrinos have been already computed. The relevant expression is given by [65, 66],

$$\Delta a_\mu = \frac{-1}{8\pi^2} \kappa_\mu^2 \int_0^1 dz \sum_f \frac{|\mathcal{R}_{f\mu}^v|^2 P_3^+(z) + |\mathcal{R}_{f\mu}^a|^2 P_3^-(z)}{\epsilon_f^2 \kappa_\mu^2 (1-z)(1-\epsilon_f^{-2}z) + z}, \quad (51)$$

with

$$P_3^\pm(z) = -2z^2(1+z \mp 2\epsilon_f) + \kappa_\mu^2 z(1-z)(1 \mp \epsilon_f)^2(z \pm \epsilon_f), \quad (52)$$

and  $\epsilon_f = \frac{m_N f}{m_\mu}$  and  $\kappa_\mu = \frac{m_\mu}{M_W}$ . In our particular case, the vector and axial-vector couplings to the  $W$  bosons are identical and thus the expression is reduced to

$$\Delta a_\mu = \frac{-1}{4\pi^2} \kappa_\mu^2 \sum_f |\mathcal{R}_{f\mu}^v|^2 \int_0^1 dz \frac{-z^2(1+z) + \kappa_\mu^2 z(1-z)[z + \epsilon_f^2(z-2)]}{\epsilon_f^2 \kappa_\mu^2 (1-z)(1-\epsilon_f^{-2}z) + z}. \quad (53)$$

Notice that only two couplings contribute,  $\mathcal{R}_{1\mu}^v$  and  $\mathcal{R}_{3\mu}^v$ . Both of them can be approximated to  $\mathcal{R}_{1(3)\mu}^v \simeq \frac{f}{\sqrt{2}m_N}$  times order 1 parameters,  $\{x, y, r\} \sim \mathcal{O}(1)$ . Fig. 5 exemplifies the available parameter space in the  $m_N - f$  plane which accommodates  $\Delta a_\mu$  at  $3\sigma$ . The gray background was obtained through variations of the set of parameters in the ranges  $0.3 \lesssim \{x, y\} \lesssim 1$  and  $-4.5 \lesssim r \lesssim 2.9$  whereas the colored bands via a particular scenario where all order 1 parameters were fixed to  $\{x, y\} = 0.8$  and  $r = -2.5$ . Notice that the aforementioned range of parameters has been considered in order to show that our model can successfully accommodate the muon anomalous magnetic moment with order 1 dimensionless parameters and that such an observable can be used to set constraints on the dimensionful parameters  $f$  and  $m_N$ .

### C. Contributions to $(g-2)_e$

Recently, a new discrepancy between the experimental and predicted value in the magnetic moment of the electron was found [67],

$$\Delta a_e \equiv a_e^{\text{exp}} - a_e^{\text{SM}} = -88(36) \times 10^{-12}, \quad (54)$$

which amounts to  $2.5\sigma$  standard deviations from the SM value.

Contributions to  $\Delta a_e$  may be similarly computed as in the previous case. It is only necessary to replace the muon mass for the electron one in Eq. (53). In this case, variations of the set of parameters in the ranges  $10 \text{ GeV} \lesssim f \lesssim$

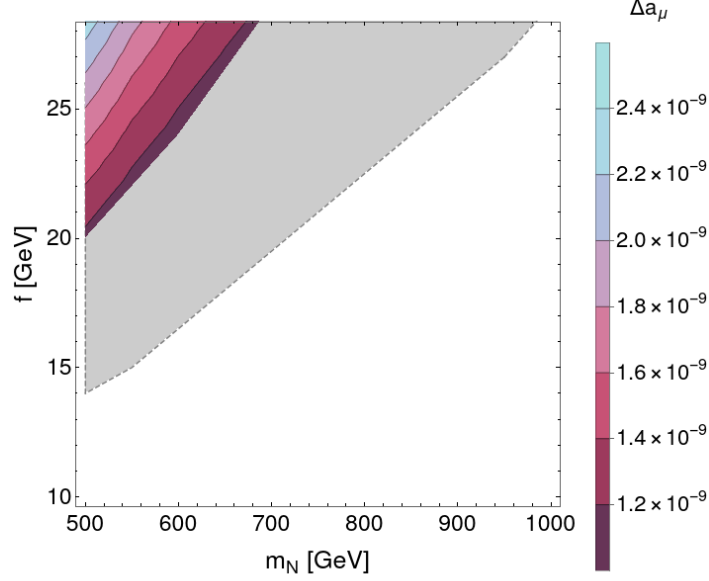


Figure 5: Available parameter space in the  $m_N - f$  plane accommodating  $\Delta a_\mu$  at  $3\sigma$ . The gray background considers variations of the set of parameters in the range  $0.3 \lesssim \{x, y\} \lesssim 1$  and  $-4.5 \lesssim r \lesssim 2.9$  while the colored bands depict a particular benchmark scenario with  $\{x, y\} = 0.8$  and  $r = -2.5$  where one may more easily appreciate the dependence of  $f$  and  $m_N$  in  $\Delta a_\mu$ .

28 GeV,  $0.5 \text{ TeV} \leq m_N \leq 1.0 \text{ TeV}$ ,  $0.3 \lesssim \{x, y\} \lesssim 1$  and  $-4.5 \lesssim r \lesssim 2.9$  lead to a full available parameter space in the  $m_N - f$  plane accommodating  $\Delta a_e$  at  $3\sigma$ . However, our model is only consistent with positive values for  $\Delta a_e$  and predicts it to be of the order of  $10^{-16, \dots, -13}$ . Note that both anomalies can be simultaneously reproduced in the same range of parameters with order 1 dimensionless couplings for  $14 \text{ GeV} \lesssim f \lesssim 28 \text{ GeV}$  and sterile neutrino masses in the range  $0.5 \text{ TeV} \leq m_N \leq 1.0 \text{ TeV}$ .

## VI. CONCLUSIONS

We have proposed a viable low-scale seesaw model based on the  $A_4$  family symmetry and other auxiliary cyclic symmetries, where the SM particle spectrum is enlarged by the inclusion of several charged vectorlike fermions, right-handed Majorana neutrinos and scalar singlets, consistent with the low energy SM fermion flavor data. The masses for the SM charged fermions lighter than the top quark emerge from a universal seesaw mechanism mediated by charged vectorlike fermions, whereas the small light active neutrino masses are generated from an Inverse Seesaw mechanism. The smallness of the  $\mu$  parameter of the inverse seesaw, generated after the spontaneous breaking of the discrete symmetries of the model, is attributed to a right-handed neutrino nonrenormalizable Yukawa term. The spontaneous breaking of these discrete symmetries takes place at large energies and gives rise to the observed SM fermion mass spectrum indicated by Eqs. (1)-(3) and fermionic mixing parameters. Because of the discrete symmetries of the model, the resulting leptonic mixing matrix corresponds to the experimentally observed deviation of the tripermuting scenario and the SM charged lepton masses are linked with the scale of electroweak symmetry breaking through their power dependence on the Wolfenstein parameter  $\lambda = 0.225$ , with  $\mathcal{O}(1)$  coefficients. Furthermore, our model provides defined correlations between the two smallest quark mixing angles and between the Jarlskog invariant with each of them, which is highly consistent with their allowed  $1\sigma$  experimental values, except for the correlation between the smallest quark mixing angle and the Jarlskog invariant, where few points are within their  $1\sigma$  experimentally allowed range. However, despite this small issue, most of the points in such correlations are inside their  $2\sigma$  experimentally allowed range. In addition, from those correlations, we have found that our model prefers small values of the Jarlskog invariant compared to the latest fit from the PDG [47], thus making a more precise measurement of such an invariant crucial to assess its viability. We have studied the implications of our model in the lepton flavor violating decays and in the anomalous magnetic dipole moments of the muon and electron. We have found that the  $\mu \rightarrow e\gamma$  and  $\tau \rightarrow \mu\gamma$  are strongly suppressed in our model, whereas the  $\tau \rightarrow e\gamma$  decay can attain values of the order of  $10^{-8}$ , which is within the reach of the forthcoming charged lepton flavor violation experiments.

Furthermore, the obtained values for the branching ratio for the  $\tau \rightarrow e\gamma$  are lower than its current experimental bound for a Dirac neutrino mass parameter  $f$  lower than about 28 GeV. Finally, we have found that our model successfully accommodates the experimental values of the anomalous magnetic dipole moments of the muon and electron for  $14 \text{ GeV} \lesssim f \lesssim 28 \text{ GeV}$  and sterile neutrinos lighter than about 1 TeV. In regards to the electron magnetic dipole moment, we have found that our model is only consistent with positive values for  $\Delta a_e$  and predicts it to be of the order of  $10^{-16, \dots, -13}$ . This implies that a more precise measurement of the electron magnetic dipole moment is crucial to confirm or rule out the model under consideration.

## ACKNOWLEDGMENTS

A.E.C.H. has received funding from Fondecyt (Chile), Grants No. 1170803, CONICYT PIA/Basal FB0821. U.J.S.S. acknowledges financial support in the early stage of the work from a DAAD One-Year Research Grant and during the late stages from CONACYT-México. U.J.S.S. is grateful to FCFM (BUAP) for hospitality during the completion of this work. A.E.C.H. is very grateful to Professor Hoang Ngoc Long for the warm hospitality at the Institute of Physics, Vietnam Academy of Science and Technology, where this work was finished. The authors are grateful to Rupert Coy for many useful commentaries on our paper and to Pablo Roig for suggesting us the study of the anomalous magnetic moment of the electron.

## Appendix A: THE PRODUCT RULES FOR $A_4$

Alternating symmetry groups,  $A_n$ , describe the even permutations of a given number,  $n$ , of indistinguishable objects. The smallest one is  $A_4$ . It has one triplet  $\mathbf{3}$  and three distinct one-dimensional  $\mathbf{1}$ ,  $\mathbf{1}'$ , and  $\mathbf{1}''$  irreducible representations, satisfying the following product rules,

$$\mathbf{3} \otimes \mathbf{3} = \mathbf{3}_s \oplus \mathbf{3}_a \oplus \mathbf{1} \oplus \mathbf{1}' \oplus \mathbf{1}'', \quad (\text{A1})$$

$$\mathbf{1} \otimes \mathbf{1} = \mathbf{1}, \quad \mathbf{1}' \otimes \mathbf{1}'' = \mathbf{1}, \quad \mathbf{1}' \otimes \mathbf{1}' = \mathbf{1}'', \quad \mathbf{1}'' \otimes \mathbf{1}'' = \mathbf{1}'.$$

Considering  $(a_1, a_2, a_3)$  and  $(b_1, b_2, b_3)$  as basis vectors for two  $A_4$ -triplets  $\mathbf{3}$ , the following relations are fulfilled,

$$\begin{aligned} (\mathbf{3} \otimes \mathbf{3})_{\mathbf{1}} &= a_1 b_1 + a_2 b_2 + a_3 b_3, \\ (\mathbf{3} \otimes \mathbf{3})_{\mathbf{3}_s} &= (a_2 b_3 + a_3 b_2, a_3 b_1 + a_1 b_3, a_1 b_2 + a_2 b_1), \quad (\mathbf{3} \otimes \mathbf{3})_{\mathbf{1}'} = a_1 b_1 + \omega a_2 b_2 + \omega^2 a_3 b_3, \\ (\mathbf{3} \otimes \mathbf{3})_{\mathbf{3}_a} &= (a_2 b_3 - a_3 b_2, a_3 b_1 - a_1 b_3, a_1 b_2 - a_2 b_1), \quad (\mathbf{3} \otimes \mathbf{3})_{\mathbf{1}''} = a_1 b_1 + \omega^2 a_2 b_2 + \omega a_3 b_3, \end{aligned} \quad (\text{A2})$$

where  $\omega = e^{i\frac{2\pi}{3}}$ . The representation  $\mathbf{1}$  is trivial, while the nontrivial  $\mathbf{1}'$  and  $\mathbf{1}''$  are complex conjugate to each other.

- 
- [1] P. Minkowski, Phys. Lett. **67B**, 421 (1977). doi:10.1016/0370-2693(77)90435-X
  - [2] R. N. Mohapatra and G. Senjanovic, Phys. Rev. Lett. **44**, 912 (1980). doi:10.1103/PhysRevLett.44.912
  - [3] J. Schechter and J. W. F. Valle, Phys. Rev. D **22**, 2227 (1980). doi:10.1103/PhysRevD.22.2227
  - [4] R. N. Mohapatra and J. W. F. Valle, Phys. Rev. D **34**, 1642 (1986). doi:10.1103/PhysRevD.34.1642
  - [5] R. Coy and M. Frigerio, Phys. Rev. D **99**, no. 9, 095040 (2019) doi:10.1103/PhysRevD.99.095040 [arXiv:1812.03165 [hep-ph]].
  - [6] C. D. Froggatt and H. B. Nielsen, Nucl. Phys. B **147**, 277 (1979). doi:10.1016/0550-3213(79)90316-X
  - [7] A. Davidson and K. C. Wali, Phys. Rev. Lett. **59**, 393 (1987). doi:10.1103/PhysRevLett.59.393
  - [8] L. E. Ibanez and G. G. Ross, Phys. Lett. B **332**, 100 (1994) doi:10.1016/0370-2693(94)90865-6 [hep-ph/9403338].
  - [9] N. Arkani-Hamed and M. Schmaltz, Phys. Rev. D **61**, 033005 (2000) doi:10.1103/PhysRevD.61.033005 [hep-ph/9903417].
  - [10] J. Kubo, A. Mondragon, M. Mondragon and E. Rodriguez-Jauregui, Prog. Theor. Phys. **109**, 795 (2003) Erratum: [Prog. Theor. Phys. **114**, 287 (2005)] doi:10.1143/PTP.109.795 [hep-ph/0302196].
  - [11] I. de Medeiros Varzielas, S. F. King and G. G. Ross, Phys. Lett. B **648**, 201 (2007) doi:10.1016/j.physletb.2007.03.009 [hep-ph/0607045].
  - [12] A. E. Cárcamo Hernández, Eur. Phys. J. C **76**, no. 9, 503 (2016) doi:10.1140/epjc/s10052-016-4351-y [arXiv:1512.09092 [hep-ph]].

- [13] A. E. Cárcamo Hernández, S. Kovalenko and I. Schmidt, JHEP **1702**, 125 (2017) doi:10.1007/JHEP02(2017)125 [arXiv:1611.09797 [hep-ph]].
- [14] W. Rodejohann and U. Saldaña-Salazar, JHEP **1907**, 036 (2019) doi:10.1007/JHEP07(2019)036 [arXiv:1903.00983 [hep-ph]].
- [15] F. F. Deppisch, C. Hati, S. Patra, P. Pritimita and U. Sarkar, Phys. Rev. D **97**, no. 3, 035005 (2018) doi:10.1103/PhysRevD.97.035005 [arXiv:1701.02107 [hep-ph]].
- [16] F. Deppisch and J. W. F. Valle, Phys. Rev. D **72**, 036001 (2005) doi:10.1103/PhysRevD.72.036001 [hep-ph/0406040].
- [17] F. Deppisch, T. S. Kosmas and J. W. F. Valle, Nucl. Phys. B **752**, 80 (2006) doi:10.1016/j.nuclphysb.2006.06.032 [hep-ph/0512360].
- [18] A. Abada and M. Lucente, Nucl. Phys. B **885**, 651 (2014) doi:10.1016/j.nuclphysb.2014.06.003 [arXiv:1401.1507 [hep-ph]].
- [19] E. Ma and G. Rajasekaran, Phys. Rev. D **64**, 113012 (2001) doi:10.1103/PhysRevD.64.113012 [hep-ph/0106291].
- [20] K. S. Babu, E. Ma and J. W. F. Valle, Phys. Lett. B **552**, 207 (2003) doi:10.1016/S0370-2693(02)03153-2 [hep-ph/0206292].
- [21] G. Altarelli and F. Feruglio, Nucl. Phys. B **720**, 64 (2005) doi:10.1016/j.nuclphysb.2005.05.005 [hep-ph/0504165].
- [22] G. Altarelli and F. Feruglio, Nucl. Phys. B **741**, 215 (2006) doi:10.1016/j.nuclphysb.2006.02.015 [hep-ph/0512103].
- [23] X. G. He, Y. Y. Keum and R. R. Volkas, JHEP **0604**, 039 (2006) doi:10.1088/1126-6708/2006/04/039 [hep-ph/0601001].
- [24] W. Rodejohann and X. J. Xu, Eur. Phys. J. C **76**, no. 3, 138 (2016) doi:10.1140/epjc/s10052-016-3992-1 [arXiv:1509.03265 [hep-ph]].
- [25] B. Karmakar and A. Sil, Phys. Rev. D **96**, no. 1, 015007 (2017) doi:10.1103/PhysRevD.96.015007 [arXiv:1610.01909 [hep-ph]].
- [26] D. Borah and B. Karmakar, Phys. Lett. B **780**, 461 (2018) doi:10.1016/j.physletb.2018.03.047 [arXiv:1712.06407 [hep-ph]].
- [27] P. Chattopadhyay and K. M. Patel, Nucl. Phys. B **921**, 487 (2017) doi:10.1016/j.nuclphysb.2017.06.008 [arXiv:1703.09541 [hep-ph]].
- [28] A. E. Cárcamo Hernández and H. N. Long, J. Phys. G **45**, no. 4, 045001 (2018) doi:10.1088/1361-6471/aaace7 [arXiv:1705.05246 [hep-ph]].
- [29] E. Ma and G. Rajasekaran, EPL **119**, no. 3, 31001 (2017) doi:10.1209/0295-5075/119/31001 [arXiv:1708.02208 [hep-ph]].
- [30] S. Centelles Chuliá, R. Srivastava and J. W. F. Valle, Phys. Lett. B **773**, 26 (2017) doi:10.1016/j.physletb.2017.07.065 [arXiv:1706.00210 [hep-ph]].
- [31] F. Björkeröth, E. J. Chun and S. F. King, Phys. Lett. B **777**, 428 (2018) doi:10.1016/j.physletb.2017.12.058 [arXiv:1711.05741 [hep-ph]].
- [32] R. Srivastava, C. A. Ternes, M. Tórtola and J. W. F. Valle, Phys. Lett. B **778**, 459 (2018) doi:10.1016/j.physletb.2018.01.014 [arXiv:1711.10318 [hep-ph]].
- [33] A. S. Belyaev, S. F. King and P. B. Schaefer, Phys. Rev. D **97**, no. 11, 115002 (2018) doi:10.1103/PhysRevD.97.115002 [arXiv:1801.00514 [hep-ph]].
- [34] A. E. Cárcamo Hernández and S. F. King, Phys. Rev. D **99**, no. 9, 095003 (2019) doi:10.1103/PhysRevD.99.095003 [arXiv:1803.07367 [hep-ph]].
- [35] R. Srivastava, C. A. Ternes, M. Tórtola and J. W. F. Valle, Phys. Rev. D **97**, no. 9, 095025 (2018) doi:10.1103/PhysRevD.97.095025 [arXiv:1803.10247 [hep-ph]].
- [36] L. M. G. De La Vega, R. Ferro-Hernandez and E. Peinado, Phys. Rev. D **99**, no. 5, 055044 (2019) doi:10.1103/PhysRevD.99.055044 [arXiv:1811.10619 [hep-ph]].
- [37] S. Pramanick, arXiv:1903.04208 [hep-ph].
- [38] A. E. Cárcamo Hernández, M. González and N. A. Neill, arXiv:1906.00978 [hep-ph].
- [39] F. Bazzocchi, arXiv:1108.2497 [hep-ph].
- [40] S. F. King and M. Malinsky, Phys. Lett. B **645**, 351 (2007) doi:10.1016/j.physletb.2006.12.006 [hep-ph/0610250].
- [41] E. Ma, Phys. Rev. D **73**, 057304 (2006) doi:10.1103/PhysRevD.73.057304 [hep-ph/0511133].
- [42] N. Memenga, W. Rodejohann and H. Zhang, Phys. Rev. D **87**, no. 5, 053021 (2013) doi:10.1103/PhysRevD.87.053021 [arXiv:1301.2963 [hep-ph]].
- [43] Y. Lin, Nucl. Phys. B **813**, 91 (2009) doi:10.1016/j.nuclphysb.2008.12.025 [arXiv:0804.2867 [hep-ph]].
- [44] G. C. Branco, R. Gonzalez Felipe, M. N. Rebelo and H. Serodio, Phys. Rev. D **79**, 093008 (2009) doi:10.1103/PhysRevD.79.093008 [arXiv:0904.3076 [hep-ph]].
- [45] I. P. Ivanov and C. C. Nishi, JHEP **1501**, 021 (2015) doi:10.1007/JHEP01(2015)021 [arXiv:1410.6139 [hep-ph]].
- [46] S. Pramanick and A. Raychaudhuri, JHEP **1801**, 011 (2018) doi:10.1007/JHEP01(2018)011 [arXiv:1710.04433 [hep-ph]].
- [47] M. Tanabashi *et al.* [Particle Data Group], Phys. Rev. D **98**, no. 3, 030001 (2018). doi:10.1103/PhysRevD.98.030001
- [48] U. J. Saldana-Salazar and K. M. Tame-Narvaez, Int. J. Mod. Phys. A **34**, no. 01, 1950007 (2019) doi:10.1142/S0217751X19500076 [arXiv:1804.04578 [hep-ph]].
- [49] M. Aaboud *et al.* [ATLAS Collaboration], JHEP **1710**, 141 (2017) doi:10.1007/JHEP10(2017)141 [arXiv:1707.03347 [hep-ex]].
- [50] M. Aaboud *et al.* [ATLAS Collaboration], Phys. Rev. D **98**, no. 11, 112010 (2018) doi:10.1103/PhysRevD.98.112010 [arXiv:1806.10555 [hep-ex]].
- [51] M. Aaboud *et al.* [ATLAS Collaboration], Phys. Rev. Lett. **121**, no. 21, 211801 (2018) doi:10.1103/PhysRevLett.121.211801 [arXiv:1808.02343 [hep-ex]].
- [52] M. E. Catano, R. Martinez and F. Ochoa, Phys. Rev. D **86**, 073015 (2012) doi:10.1103/PhysRevD.86.073015 [arXiv:1206.1966 [hep-ph]].
- [53] P. F. de Salas, D. V. Forero, C. A. Ternes, M. Tortola and J. W. F. Valle, Phys. Lett. B **782**, 633 (2018) doi:10.1016/j.physletb.2018.06.019 [arXiv:1708.01186 [hep-ph]].

- [54] I. Esteban, M. C. Gonzalez-Garcia, A. Hernandez-Cabezudo, M. Maltoni and T. Schwetz, JHEP **1901**, 106 (2019) doi:10.1007/JHEP01(2019)106 [arXiv:1811.05487 [hep-ph]].
- [55] I. Esteban, M. C. Gonzalez-Garcia, M. Maltoni, I. Martinez-Soler and T. Schwetz, JHEP **1701**, 087 (2017) doi:10.1007/JHEP01(2017)087 [arXiv:1611.01514 [hep-ph]].
- [56] C. Alduino *et al.* [CUORE Collaboration], Eur. Phys. J. C **77**, no. 8, 532 (2017) doi:10.1140/epjc/s10052-017-5098-9 [arXiv:1705.10816 [physics.ins-det]].
- [57] A. Gando *et al.* [KamLAND-Zen Collaboration], Phys. Rev. Lett. **117**, no. 8, 082503 (2016) Addendum: [Phys. Rev. Lett. **117**, no. 10, 109903 (2016)] doi:10.1103/PhysRevLett.117.109903, 10.1103/PhysRevLett.117.082503 [arXiv:1605.02889 [hep-ex]].
- [58] J. B. Albert *et al.* [EXO Collaboration], Phys. Rev. Lett. **120**, no. 7, 072701 (2018) doi:10.1103/PhysRevLett.120.072701 [arXiv:1707.08707 [hep-ex]].
- [59] I. Abt *et al.*, hep-ex/0404039.
- [60] T. Gilliss *et al.* [MAJORANA Collaboration], Int. J. Mod. Phys. Conf. Ser. **46**, 1860049 (2018) doi:10.1142/S2010194518600492 [arXiv:1804.01582 [physics.ins-det]].
- [61] C. E. Aalseth *et al.* [Majorana Collaboration], Phys. Rev. Lett. **120**, no. 13, 132502 (2018) doi:10.1103/PhysRevLett.120.132502 [arXiv:1710.11608 [nucl-ex]].
- [62] C. Alduino *et al.* [CUORE Collaboration], Phys. Rev. Lett. **120**, no. 13, 132501 (2018) doi:10.1103/PhysRevLett.120.132501 [arXiv:1710.07988 [nucl-ex]].
- [63] R. Arnold *et al.* [NEMO-3 Collaboration], Phys. Rev. D **95**, no. 1, 012007 (2017) doi:10.1103/PhysRevD.95.012007 [arXiv:1610.03226 [hep-ex]].
- [64] A. Ilakovac and A. Pilaftsis, Nucl. Phys. B **437**, 491 (1995) doi:10.1016/0550-3213(94)00567-X [hep-ph/9403398].
- [65] M. Lindner, M. Platscher and F. S. Queiroz, Phys. Rept. **731**, 1 (2018) doi:10.1016/j.physrep.2017.12.001 [arXiv:1610.06587 [hep-ph]].
- [66] J. P. Leveille, Nucl. Phys. B **137**, 63 (1978). doi:10.1016/0550-3213(78)90051-2
- [67] R. H. Parker, C. Yu, W. Zhong, B. Estey and H. Müller, Science **360**, 191 (2018) doi:10.1126/science.aap7706 [arXiv:1812.04130 [physics.atom-ph]].