

On asymptotic behaviour in truncated conformal space approach

January 17, 2022

Anatoly Konechny and Dermot McAteer

*Department of Mathematics, Heriot-Watt University
Edinburgh EH14 4AS, United Kingdom*

and

*Maxwell Institute for Mathematical Sciences
Edinburgh, United Kingdom*

E-mail: A.Konechny@hw.ac.uk, dm77@hw.ac.uk

Abstract

The Truncated conformal space approach (TCSA) is a numerical technique for finding finite size spectrum of Hamiltonians in quantum field theory described as perturbations of conformal field theories. The truncation errors of the method have been systematically studied near the UV fixed point (when the characteristic energy related to the coupling is less than the truncation cutoff) where a good theoretical understanding has been achieved. However numerically the method demonstrated a good agreement with other methods for much larger values of the coupling when the RG flow approaches a new fixed point in the infrared. In the present paper we investigate this regime for a number of boundary RG flows testing the leading exponent and truncation errors. We also study the flows beyond the first fixed point which have been observed numerically but yet lack a theoretical understanding. We show that while in some models such flows approximate reversed physical RG flows, in other models the spectrum approaches a stable regime that does not correspond to any local boundary condition. Furthermore we find that in general the flows beyond the first fixed point are very sensitive to modifications of the truncation scheme.

1 Introduction

The Truncated conformal space approach (TCSA) was invented in [1], [2] to study two dimensional conformal field theories (2D CFTs) perturbed by a relevant operator. TCSA proved to be a reliable numerical method for studying the strong-coupling physics of such quantum field theories. For the majority of these, the large coupling limit is described by a trivial theory in which only a vacuum (possibly degenerate) state survives in the low energy sector. Examples of RG flows ending in a non-trivial infrared fixed point studied by TCSA are relatively scarce. The situation is different for boundary RG flows which always end up in a non-trivial fixed point. In the present paper we limit ourselves to studying large coupling behaviour in TCSA numerics for perturbed boundary conformal field theories (BCFT).

TCSA was adopted to boundary perturbations in [4]. In this case we consider a 2D CFT on a strip of width L with a choice of conformal boundary condition at each end. Let $0 \leq \sigma \leq L$ be the coordinate across the strip and $-\infty < \tau < \infty$ be the coordinate along the strip and let s and s' be the boundary condition labels for $\sigma = 0$ and $\sigma = L$ respectively. Choosing τ to be Euclidean time gives a quantisation scheme in which the Hilbert space $\mathcal{H}^{(s,s')}$ for a theory on an interval of length L splits into Virasoro irreducible representations \mathcal{H}_i . For a diagonal Virasoro minimal model s and s' are just primary state labels and the state space decomposition has the form [20]

$$\mathcal{H}^{(s,s')} = \bigoplus_i N_{s,s'}^i \mathcal{H}_i \quad (1.1)$$

where $N_{s,s'}^i$ are the fusion coefficients. Perturbing the boundary condition on the $\sigma = 0$ end with a boundary operator ψ is described by a Hamiltonian

$$H = \frac{\pi}{L} [L_0 - \frac{c}{24} + L\mu\psi(0,0)] \quad (1.2)$$

where μ is a dimensionful coupling.

States in \mathcal{H}_i are obtained as Virasoro descendants of the primary field $|\psi_i\rangle$. They are spanned by states of the form

$$L_{-k_1} \dots L_{-k_n} |\psi_i\rangle \quad k_j > 0 \quad (1.3)$$

where L_{-k_j} are Virasoro modes. In practice it is convenient to work with a linear basis, not necessarily orthonormal, of states of the form (1.3). For minimal models, where we have null states, we choose such a basis for a subspace on which the Gramm's matrix is non-degenerate.

In TCSA we truncate the state space (1.1) keeping only linear combinations of states whose conformal weight is smaller than some maximal weight set by a truncation parameter Δ_{\max} . In the simplest form we can take all weights that satisfy

$$\Delta \leq \Delta_{\max} . \quad (1.4)$$

Here the Virasoro weights Δ are the eigenvalues of L_0 and are of the form $\Delta = h_i + N$ where h_i is the value of the primary weight in the given Virasoro irreducible representation and N is a non-negative integer that gives the weight of the Virasoro descendants.

For a state of the form (1.3) $N = \sum_{j=1}^n k_j$. Assume for simplicity that we have finitely many primaries labelled by $i = 1, \dots, p$. Depending on the value of Δ_{\max} the prescription (1.4) sets the maximum descendant level N for each conformal tower labelled by the primary weight h_i . Thus, given Δ_{\max} we get a number of bounds $N_{\max}(h_i, \Delta_{\max})$. A more general truncation scheme, still based only on conformal weights, is specified by setting independent maximal descendant levels $(N_{\max}^{(1)}, \dots, N_{\max}^{(p)})$ so that we keep states with weights $\Delta = h_i + N_i$ in the corresponding conformal towers satisfying

$$N_1 \leq N_{\max}^{(1)}, \quad N_2 \leq N_{\max}^{(2)}, \dots, N_p \leq N_{\max}^{(p)}. \quad (1.5)$$

The perturbed Hamiltonian (1.2) is restricted to the truncated state space. For a primary field $\psi(0, 0)$ of conformal dimension Δ^{UV} the matrix elements between states of the form (1.3) can be calculated using three point functions and standard commutation relations

$$[L_n - L_0, \psi(0, 0)] = \Delta^{\text{UV}} n \psi(0, 0). \quad (1.6)$$

The resulting finite matrix is then diagonalised numerically.

The main TCSA observables are energy levels e_i of the dimensionless Hamiltonian LH/π . These levels are functions of the dimensionless coupling

$$\lambda = \mu L^{1-\Delta^{\text{UV}}} \quad (1.7)$$

The ground state energy e_0 is divergent in the continuum theory when $\Delta^{\text{UV}} \geq 1/2$ and if we work with raw TCSA data, we focus on the energy gaps $e_i - e_0$ that are independent of this divergence. The values of the gaps $e_i - e_0$ interpolate between the (approximations to) scaling dimensions of the UV and IR fixed points. While in the continuum theory the IR fixed point is located at an infinite value of the coupling, in TCSA we get the closest approach to the IR BCFT at some finite value which depends on Δ_{\max} . The main signature of this approach is the near crossings of the gaps $e_i - e_0$ that can be matched with the Virasoro multiplicities in the IR BCFT.

TCSA has been applied to a variety of models to obtain non-perturbative information of various types matching with good accuracy to analytic results when available. We refer the reader to [12] for a review of the method and results obtained. While TCSA has proven to be largely successful, it would be fair to say there is no good understanding of why the method works so well. The question of error estimates related to the finite truncation level has been addressed in a number of papers (see [6], [8], [9], [10], [11] and references therein). Those papers focus on the regime where the ratio of the characteristic energy scale set by the coupling to the truncation level is small and a perturbative expansion in this ratio is possible. While a good theoretical understanding has been achieved here, that work does not shed much light on a very high coupling regime, in particular, where the system approaches an IR point. In the present paper we focus on the TCSA behaviour for very large couplings where analytic control of truncation errors is currently out of reach. Our results are thus mostly numeric but we do attempt to get theoretical understanding of the patterns emerging at least at the level of phenomenology.

In the next section we discuss some generalities of the large coupling asymptotics, setting out our theoretical expectations before discussing results for specific models. In

section 3 we focus on the TCSCA description of the approach to an IR fixed point. We investigate the infrared exponents related to the leading irrelevant operator along which the system enters the fixed point. We describe some general methods of extracting these exponents from numerical data and test them for the examples of boundary flows in the Ising and tricritical Ising models.

In TCSCA the closest approach to an IR fixed point emerges at a finite value of the coupling. Increasing the coupling past that value, in the case of boundary flows, it has been observed [6] that the low lying spectrum rearranges itself to approximate that of another fixed point. For some perturbations such “flows beyond” pass through a sequence of several fixed points. We investigate this mysterious phenomenon in section 4 drawing mostly on numerical results for boundary flows in the Ising and Tricritical Ising models. In section 4.2 however we present an exactly solvable model of a truncated theory that exhibits flows beyond the fixed point. We end the paper with some concluding remarks in section 5.

2 General considerations

In this section we discuss some generalities of the large coupling behaviour in perturbed BCFTs. Our considerations here are mostly analytic, though they include a dose of heuristics inspired by numerical data.

In a continuum renormalised theory, if we start out in the UV by perturbing a boundary CFT by a boundary field of dimension Δ^{UV} the corresponding coupling μ of dimension $(\text{mass})^{1-\Delta^{\text{UV}}}$ sets an energy scale

$$E_\mu = (\mu)^{\frac{1}{1-\Delta^{\text{UV}}}}. \quad (2.1)$$

Near the infrared fixed point described by a BCFT with the Virasoro dilation operator L_0^{IR} we expect the theory to be described by an effective Hamiltonian of the form

$$h^{\text{IR}} = L_0^{\text{IR}} + C_1 \mu^{-t_1} L \phi_1^{\text{IR}}(0) + C_2 \mu^{-t_2} L \phi_2^{\text{IR}}(0) + \dots \quad (2.2)$$

where ϕ_i^{IR} stand for irrelevant operators with scaling dimensions $\Delta_1^{\text{IR}} < \Delta_2^{\text{IR}} < \dots$ inserted at $\sigma = 0, \tau = 0$. The operator ϕ_1^{IR} is the leading irrelevant operator. Matching the dimensions implies

$$t_i = \frac{\Delta_i^{\text{IR}} - 1}{1 - \Delta^{\text{UV}}}. \quad (2.3)$$

We can also rewrite (2.2) in terms of the dimensionless coupling:

$$h^{\text{IR}} = L_0^{\text{IR}} + C_1 \lambda^{-t_1} V_1^{\text{IR}} + C_2 \lambda^{-t_2} V_2^{\text{IR}} + \dots \quad (2.4)$$

where $V_i^{\text{IR}} = \phi_i(0) L \Delta_i^{\text{IR}}$ are dimensionless operators. It should be said that in the subleading terms starting with V_2 the simple power functions λ^{-t_i} can be decorated by logarithms (see e.g. [24]) but we do not expect this to happen at the leading irrelevant term.

It follows from (2.4), using perturbation theory, that for large λ the energy gaps should behave as

$$e_i - e_0 = \Delta_i^{\text{IR}} + A_i \lambda^{-t_1} + \dots \quad (2.5)$$

where A_i are some constants and the ellipsis stands for subleading terms suppressed by larger inverse powers of λ .

Consider now the same perturbed BCFT regulated by level truncation. Numerical results show that the energy levels approach the dimensions of the IR fixed point in a neighbourhood of some finite reference value of the coupling λ^* . This value depends both on the truncation parameter Δ_{\max} and on the energy level. We assume that we focus on some particular band of low lying energies which all approach the dimensions of the IR fixed point in a neighbourhood of λ^* . We expect truncation errors to modify (2.5). Heuristically we can assume that (2.5) is replaced by

$$e_i - e_0 = \Delta_i^{\text{IR}} + (\lambda - \lambda_*) A_i^{(-1)} + A_i \lambda^{-t_1} + \dots \quad (2.6)$$

Here the first term is small when λ is near λ_* but is linearly growing when λ deviates from that value. The linearity of this correction is motivated by the fact that in the truncated Hamiltonian both the unperturbed Hamiltonian and the perturbation are finite matrices and for large λ the perturbed eigenvalues become approximately linear in λ . The numerical coefficients $A_i^{(-1)}$ and A_i can be expected to depend on Δ_{\max} . In particular $A_i^{(-1)}$ should be suppressed by inverse powers of Δ_{\max} .

To describe the above corrections at the Hamiltonian level we assume that the following relation holds for matrices on the truncated Hilbert space

$$h = L_0^{\text{UV}} + \lambda V^{\text{UV}} = e^{T(\lambda)} (L_0^{\text{IR}} + f_1(\lambda) V_1^{\text{IR}} + f_2(\lambda) V_2^{\text{IR}} + \dots) e^{-T(\lambda)} \quad (2.7)$$

where, as in (2.4), the matrices V_i come from local irrelevant operators of the IR fixed point and $T(\lambda)$ is an anti-hermitian matrix so that $e^{T(\lambda)}$ is a unitary operator (for each λ). Furthermore the functions $f_i(\lambda)$ are expected to be small whenever $|\lambda - \lambda^*| < \rho$ for some ρ . It should be stressed that we consider only a number of low energy eigenvalues and treat the representation in (2.7) above only as an effective Hamiltonian for the low lying energy levels.

Assuming that in the $\Delta_{\max} \rightarrow \infty$ limit we recover the field theory expansion (2.4) we can write

$$f_i(\lambda) = \tilde{f}_i(\lambda - \lambda^*) + C_i \lambda^{-t_i} \quad (2.8)$$

where the functions $\tilde{f}_i(\lambda - \lambda^*)$ are small for $|\lambda - \lambda^*| < \rho$ and are suppressed by inverse powers of Δ_{\max} . In this picture whenever f_i are small enough the eigenvalues of h can be approximated by first order perturbation theory around the eigenvalues of L_0^{IR} and thus will have approximately the same functional form as (2.8). In particular they may have a linearly growing term as in (2.6). If we are outside the infrared fixed point dominance region, given by $|\lambda - \lambda^*| < \rho$, perturbation theory will no longer work and the energy curves $e_i(\lambda)$ may significantly deviate from the IR fixed point values. If the function $\tilde{f}_1(\lambda - \lambda^*)$ is positive and growing while $C_i < 0$ then¹ for some $\lambda = \lambda^{**}$ the function f_1 will vanish and then change sign. If near λ^{**} the leading irrelevant coupling f_1 changes faster than the subleading ones and the latter remain small then this regime can be *perturbatively* described as a reflected RG flow where we perturb the IR fixed point by V_1 with the opposite sign of the coupling which grows in magnitude with λ .

¹ $C_i < 0$ is the case when the energies approach the fixed point values from below as in the Ising and tricritical Ising boundary flows to be discussed later in the next section.

We have argued above that the linearity of the leading truncation correction in (2.6) could be explained from the asymptotic linearity of the eigenvalues at large λ . The slopes $A_i^{(-1)}$ would then be given by the differences of the corresponding eigenvalues of the interaction matrix V^{UV} . This is certainly true for very large values of λ . However, in numerical data to be presented later in the paper, we observe several approximately linear regimes past the vicinity of the physical IR fixed point at $\lambda = \lambda^*$, before the linear regime described by the domination of V^{UV} is reached. Each of these approximately linear regimes has its own set of slopes. We will discuss these regimes, related to what we call flows beyond, in detail, in section 4. Here we would like to refine our simple explanation for the linearity, using relation (2.7) between the effective Hamiltonians. We will argue that, under certain additional assumptions to be spelled out shortly, the functions $e_i(\lambda)$ are approximately linear near λ^{**} . To that end differentiate both sides of (2.7) and set $\lambda = \lambda^{**}$. This gives us

$$V^{UV} = e^{T(\lambda^{**})}([T'(\lambda^{**}), L_0^{\text{IR}} + f_1(\lambda^{**})V_1^{\text{IR}} + \dots] + f'_1(\lambda^{**})V_1^{\text{IR}} + \dots)e^{-T(\lambda^{**})} \quad (2.9)$$

where ellipses stand for contributions of subleading irrelevant operators. Substituting this back into the left hand side of (2.7) we rewrite the Hamiltonian as

$$\begin{aligned} h &= L_0^{UV} + \lambda V^{UV} = (L_0^{UV} + \lambda^{**} V^{UV}) + (\lambda - \lambda^{**}) V^{UV} \\ &= e^{T(\lambda^{**})}(L_0^{\text{IR}} + g_1(\lambda)V_1^{\text{IR}} + g_2(\lambda)V_2^{\text{IR}} + \dots \\ &\quad + (\lambda - \lambda^{**})[T'(\lambda^{**}), L_0^{\text{IR}} + f_1(\lambda^{**})V_1^{\text{IR}} + f_2(\lambda^{**})V_2^{\text{IR}} \dots])e^{-T(\lambda^{**})} \end{aligned} \quad (2.10)$$

where

$$g_1(\lambda) = (\lambda - \lambda^{**})f'_1(\lambda^{**}), \quad g_i(\lambda) = f_i(\lambda^{**}) + (\lambda - \lambda^{**})f'_i(\lambda^{**}), \quad i > 1. \quad (2.11)$$

Here we used the assumption that $f_1(\lambda^{**}) = 0$.

If the generator of unitary rotations, $T(\lambda)$, can be expanded in local operators then the commutator term can also be expanded in local operators and we get a local expansion in operators² V_i^{IR} with modified functions $g_i(\lambda)$ that are again linear in λ . Alternatively the commutator term may be negligibly small in the vicinity of λ^{**} if the functions $g_i(\lambda)$ change more rapidly than $T(\lambda)$. We will assume that one of these two scenarios is realised and we can neglect the commutator terms. This implies that we have linear trajectories in the space of IR Hamiltonians parameterised by the IR couplings g_i given by (2.11) where g_1 vanishes at λ^{**} .

Assuming that near λ^{**} all irrelevant couplings g_i are small with g_1 still dominating we have the second perturbative regime described by a reflected flow with g_1 of the opposite sign to that of the physical approach to the fixed point, and changing linearly with λ . In that region the energy gaps $e_i - e_0$ are also changing linearly with the coupling³. We offer this scenario as a tentative explanation of the approximately linear

²Also we should mention that there is a possibility of switching on a relevant operator with a coupling suppressed by Δ_{max} . For the $\psi_{1,3}$ flows we consider in the tricritical and in the critical Ising models the IR fixed points do not have any relevant operators so, for simplicity, in our general discussion we assume they are absent.

³Unless there is some symmetry that forces the diagonal matrix elements of V_1 to vanish in which case the perturbative expansion starts with some power λ^n with $n > 1$.

regime of $e_i - e_0$ that we find in the numerical results immediately past the point of closest approach to the IR fixed point. The above discussion is illustrated on Fig. 1. It should be noted in regard to this picture that although in the space of g_i couplings the point λ^* appears to be far from the obvious fixed point $g_i = 0$, due to the action of unitary transformations it is actually close to it.

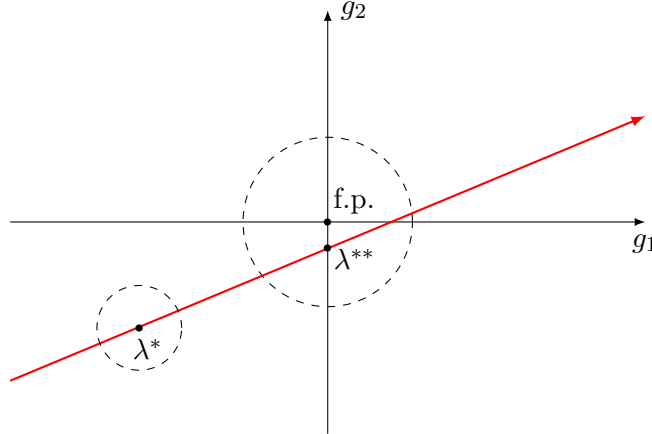


Figure 1: A sample TCSA trajectory in $\{g_i\}$ -space. Two perturbative regimes are marked by circles

It is important to note that the effective IR Hamiltonians appearing on the right hand sides of (2.7) and (2.10) are finite matrices defined in the truncated Hilbert space of the UV fixed point. At the IR fixed point this truncation is representable by some *different*, complicated truncation prescription. Thus if we were to write (2.7) or (2.10) in the continuum theory representing the IR CFT, each operator ϕ_i^{IR} would be represented in some complicated truncation regularisation. If the latter still respects locality it can be modelled in the continuum theory by writing out an expansion of the regulated operators in a series of continuum irrelevant operators with coefficients suppressed by Δ_{max} .

The above arguments along with the numerical data to be considered in the forthcoming sections prompt us to formulate a working hypothesis: the flows beyond are generated by the leading irrelevant perturbation, V_1^{IR} , along which the original RG flow approaches the IR fixed point, with the opposite sign of the coupling. This coupling grows linearly with the original coupling λ in a neighbourhood of some value $\lambda = \lambda^{**}$. Here we also assume that the higher dimension irrelevant operators can be neglected and that some particular truncation scheme is used at the infrared fixed point to model the flows beyond. We will test this working hypothesis in sections 4.3 - 4.4.

3 Approach to IR fixed point

3.1 Ising model with a boundary magnetic field

A particularly simple example amenable to analytic control is the critical Ising model with a boundary magnetic field [13–19]. The critical Ising model in the bulk is described by free massless Majorana fermions $\psi, \bar{\psi}$. On the upper half plane $\{(x, y) | y \geq 0\}$ with complex coordinate $z = x + iy$ the model admits two conformal boundary conditions: $\psi(z) = \bar{\psi}(\bar{z})$, $z = \bar{z}$ that corresponds to having the boundary spin fluctuating freely, and $\psi(z) = -\bar{\psi}(\bar{z})$, $z = \bar{z}$ that describes keeping the boundary spin fixed (up or down). We will use the notation: $(+)$, $(-)$, (f) for the spin up, spin down and free boundary condition respectively.

To describe the doubly degenerate vacuum on the half plane we introduce, following [13], [14], a boundary fermion $a(x)$ with a two point function

$$\langle a(x)a(x') \rangle = \text{sign}(x - x'). \quad (3.1)$$

The boundary spin operator $\sigma_B(x)$ is then given by

$$\sigma_B(x) = ia(x)(\psi(x) + \bar{\psi}(x)). \quad (3.2)$$

In boundary CFT language this is a primary boundary field of dimension $1/2$ that lives on the free boundary condition. We can perturb the latter by this field with a coupling h that gives the value of a boundary magnetic field. The resulting Lagrangian is

$$S = \frac{1}{2\pi} \int_{-\infty}^{\infty} dx \int_0^{\infty} dy [\psi \bar{\partial} \psi + \bar{\psi} \partial \bar{\psi}] + \int_{-\infty}^{\infty} dx \left[-\frac{i}{4\pi} \psi \bar{\psi} + \frac{1}{2} a \dot{a} + i h a (\psi + \bar{\psi}) \right]. \quad (3.3)$$

To describe this model in TCSA we put it on an infinite strip $\{(\sigma, \tau) | 0 \leq \sigma \leq L\}$ of width L . It is related to the upper half plane by a conformal mapping $w = (L/\pi) \ln z$ where $w = \tau + i\sigma$. We put the free boundary condition on the lower end of the strip: $\sigma = 0$. This is the end we perturb by the boundary magnetic field. For the spectator boundary condition at the other end, at $\sigma = L$, we can choose either the free or fixed boundary condition.

In Hamiltonian quantisation with euclidean time τ , a free spectator corresponds to having Neveu-Schwarz (NS) fermions with mode expansions

$$\begin{aligned} \psi(w) &= \sqrt{\frac{\pi}{L}} \sum_{k=0}^{\infty} \left[e^{-\frac{(k+1/2)\pi}{L}(\tau+i\sigma)} a_{k+1/2} + e^{\frac{(k+1/2)\pi}{L}(\tau+i\sigma)} a_{k+1/2}^{\dagger} \right], \\ \bar{\psi}(w) &= \sqrt{\frac{\pi}{L}} \sum_{k=0}^{\infty} \left[e^{-\frac{(k+1/2)\pi}{L}(\tau-i\sigma)} a_{k+1/2} + e^{\frac{(k+1/2)\pi}{L}(\tau-i\sigma)} a_{k+1/2}^{\dagger} \right] \end{aligned} \quad (3.4)$$

where $a_{k+1/2}, a_{k+1/2}^{\dagger}$ satisfy canonical anti-commutation relations. The boundary fermion field $a(\tau)$ gives rise to a single fermionic mode a satisfying $a^2 = 1$. The corresponding Hamiltonian reads

$$H^{\text{NS}} = \frac{\pi}{L} \left[\sum_{k=0}^{\infty} (k + 1/2) a_{k+1/2}^{\dagger} a_{k+1/2} - \frac{1}{48} + i\alpha \sum_{k=0}^{\infty} (a_{k+1/2}^{\dagger} + a_{k+1/2}) a \right] \quad (3.5)$$

where⁴

$$\alpha = h\sqrt{\frac{\pi}{L}} \quad (3.6)$$

is a dimensionless coupling. The Hamiltonian (3.5) is defined on a physical subspace of the Fock space spanned by the basis vectors

$$\begin{aligned} a_{k_1+1/2}^\dagger a_{k_2+1/2}^\dagger \cdots a_{k_N+1/2}^\dagger |0\rangle & \quad N - \text{ even, } k_1 > k_2 > \cdots > k_N, \\ a_{k_1+1/2}^\dagger a_{k_2+1/2}^\dagger \cdots a_{k_N+1/2}^\dagger |a\rangle & \quad N - \text{ odd, } k_1 > k_2 > \cdots > k_N \end{aligned} \quad (3.7)$$

where $|0\rangle$ is the Fock space vacuum and $|a\rangle = a|0\rangle$. The physical space contains two irreducible representations of the Virasoro algebra: the identity tower spanned by the states with even numbers of oscillators and the ϵ -tower spanned by the states with odd numbers of oscillators.

Similarly, choosing a fixed spin spectator at $\sigma = L$ gives rise to Ramond fermions with mode expansions

$$\begin{aligned} \psi(w) &= \sqrt{\frac{\pi}{L}} \sum_{n=1}^{\infty} \left[e^{-\frac{n\pi}{L}(\tau+i\sigma)} b_n + e^{\frac{n\pi}{L}(\tau+i\sigma)} b_n^\dagger + b_0 \right], \\ \bar{\psi}(w) &= \sqrt{\frac{\pi}{L}} \sum_{n=1}^{\infty} \left[e^{-\frac{n\pi}{L}(\tau-i\sigma)} b_n + e^{\frac{n\pi}{L}(\tau-i\sigma)} b_n^\dagger + b_0 \right] \end{aligned} \quad (3.8)$$

where b_n, b_n^\dagger satisfy the canonical anti-commutation relations with the zero mode normalised so that $b_0^2 = 1/2$. The Hamiltonian in this case is

$$H^R = \frac{\pi}{L} \left(\sum_{n=1}^{\infty} n b_n^\dagger b_n + \frac{1}{24} + i\alpha \left[\sum_{n=1}^{\infty} (b_n^\dagger + b_n) + b_0 \right] a \right) \quad (3.9)$$

and the basis in the physical subspace of the Fock space can be chosen as

$$\begin{aligned} b_{n_1}^\dagger b_{n_2}^\dagger \cdots b_{n_M}^\dagger |\sigma\rangle & \quad M - \text{ even, } n_1 > n_2 > \cdots > n_M > 0, \\ b_{n_1}^\dagger b_{n_2}^\dagger \cdots b_{n_M}^\dagger |\mu\rangle & \quad M - \text{ odd, } n_1 > n_2 > \cdots > n_M > 0 \end{aligned} \quad (3.10)$$

where $|\sigma\rangle$ is the Fock state vacuum and $|\mu\rangle = -ia|\sigma\rangle$. This space furnishes a single Virasoro tower of the primary state $|\sigma\rangle$ with weight $1/16$. The zero mode acts on the vacuum as

$$b_0|\sigma\rangle = \frac{1}{\sqrt{2}}|\mu\rangle. \quad (3.11)$$

For each choice of spectator boundary condition the Hamiltonian can be diagonalised by a Bogolyubov transformation [17], [19]. The diagonalising modes $b_{\alpha,i}^\dagger$ carry energies ω_i that are non-negative solutions to a transcendental equation that for the free spectator reads as

$$\tan(\pi\omega) = -\frac{\omega}{2\pi\alpha^2} \quad (3.12)$$

and for a fixed spectator as

$$\tan(\pi\omega) = \frac{2\pi\alpha^2}{\omega}. \quad (3.13)$$

⁴Note that h and α in this paper have the opposite sign to those in [19]

For $\alpha \rightarrow \pm\infty$ solutions to (3.12) interpolate between half integers at $\alpha = 0$ and integers at $\alpha = \pm\infty$. The energy eigenstates are obtained by acting on the perturbed vacuum $|0\rangle_\alpha$ by an even number of raising operators b_i^\dagger . At the endpoints $\alpha = \pm\infty$ we thus have the usual physical space of Ramond fermions and the model describes a flow from free to fixed boundary condition in the far infrared. It is completely symmetric under changing the sign of α . The latter specifies the infrared boundary condition to be spin up or down. The boundary fermion a is absorbed into the zero mode b_0^\dagger .

For the fixed spectator the spectral equation (3.13) interpolates between integer solutions at $\alpha = 0$ and the half-integer ones at $\alpha = \pm\infty$. The physical spectrum however depends on the sign of α . For negative α the Fock space vacuum $|0\rangle_\alpha$ with respect to the diagonalising oscillators does not belong to the physical space and thus the physical vacuum is $b_{\alpha,1}^\dagger|0\rangle_\alpha$ where $b_{\alpha,1}^\dagger$ is the creation operator for the lowest excitation energy ω_1 . The physical space for $\alpha \rightarrow -\infty$ contains a single Virasoro tower of the ϵ representation and describes the state space with the opposite direction fixed boundary conditions on the two ends of the strip. For positive α the physical vacuum coincides with the Fock space vacuum and in the limit $\alpha \rightarrow \infty$ we obtain the Virasoro tower of the identity field that describes the fixed spin boundary condition with the same direction on the two ends.

It was shown in [17] that the perturbed boundary condition approaches the infrared fixed point along the leading irrelevant operator, the stress energy tensor T . More precisely the leading effective Hamiltonian near $\alpha = \infty$ is

$$h_{\text{eff}}^{\text{lead}} = \frac{1}{24} + \sum_{k=1}^{\infty} k b_k^\dagger b_k - \frac{g}{2} : \left(\left[\sum_{k=1}^{\infty} (b_k^\dagger + b_k) + b_0 \right] \sum_{l=1}^{\infty} l (b_l^\dagger - b_l) \right) : \quad (3.14)$$

with

$$g = -\frac{1}{2\pi^2\alpha^2}. \quad (3.15)$$

The subleading terms in the effective Hamiltonian are discussed in [19]. The leading exponent shows up in the asymptotic behaviour of the perturbed energy levels. From (3.13) we obtain a large α expansion for the fixed spectator

$$\omega_k = (k - 1/2) \left(1 - \frac{1}{2\pi\alpha^2} + \frac{1}{(2\pi\alpha^2)^2} + \frac{1}{(2\pi\alpha^2)^3} \left[\frac{\pi^2}{3} (k - 1/2)^2 - 1 \right] + \dots \right) \quad (3.16)$$

where the missing terms are of the order $1/\alpha^8$. A similar expansion can be worked out for the excitation energies in the case of a free spectator with the leading correction to integer values being of the order of $1/\alpha^2$.

3.2 TCSA in the Ising model. Approach to fixed point.

For the Ising model with a boundary magnetic field, for the case of a fixed spectator (Ramond fermions) there is only one primary tower whereas for the case of the free spectator described by NS-fermions we have two primary fields. The dimensions of the truncated state space for the free and fixed spectators are displayed in the Appendix A.1. Later we will also use modified truncation schemes of the type (1.5) labelled by

N_{\max}^1 and N_{\max}^ϵ – the bounds for descendant levels in the identity and the energy density towers.

In this section we concentrate on the approach to the fixed point in the boundary magnetic field model. Below, on Fig. 2, are the plots of the dimensionless energy gaps $e_i - e_0$ for the first 14 excited energy levels.

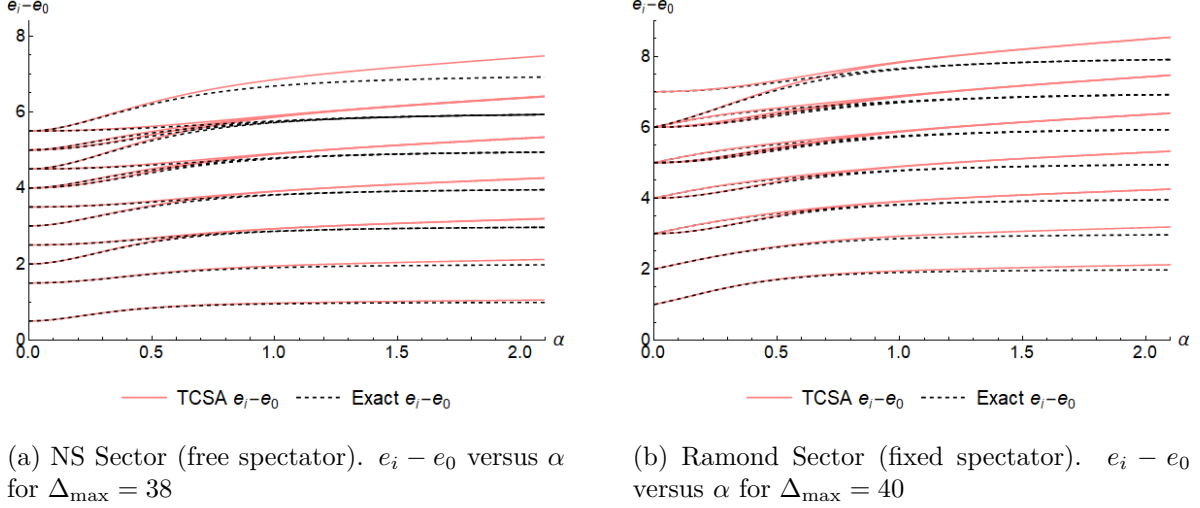


Figure 2

On these plots we also put the exact solutions (dashed lines). In the first plot we observe that the TCSA energy gaps remain close to the exact solutions until the onset of the asymptotic regime corresponding to the IR fixed point which is marked by levelling of the energy curves and by the change in the multiplicities of the energy levels. Although we do not get the exact degeneration (that in the exact solution also happens only asymptotically at infinite coupling) we clearly see the levels nearly merging giving the degeneracies of the expected IR fixed point described by Ramond fermions. However, while the levels initially converge, as we increase the coupling they start diverging from each other and at the same time the TCSA curves start deviating from the exact solutions. The latter have horizontal asymptotes, with the corrections following the expansion (3.16), while the TCSA gaps become, to a good approximation, linear with the coupling with positive slopes. The higher energy level we take the smaller are the values of α at which deviation from the exact solution starts. Similar behaviour is observed in the second plot. Focussing on a few low energy levels we can approximately determine a scale α_* that is the largest scale around which these energy levels are the closest to the IR fixed point exact values. This value depends on Δ_{\max} . For a fixed number of lowest levels, the higher Δ_{\max} is, the higher the value of α_* can be chosen. As explained in section 2 we expect the energy levels to behave approximately as

$$e_i - e_0 \approx \Delta_i^{\text{IR}} + (\alpha - \alpha_*) A_i^{(-1)} + \frac{A_i^{(2)}}{\alpha^2} + \dots \quad (3.17)$$

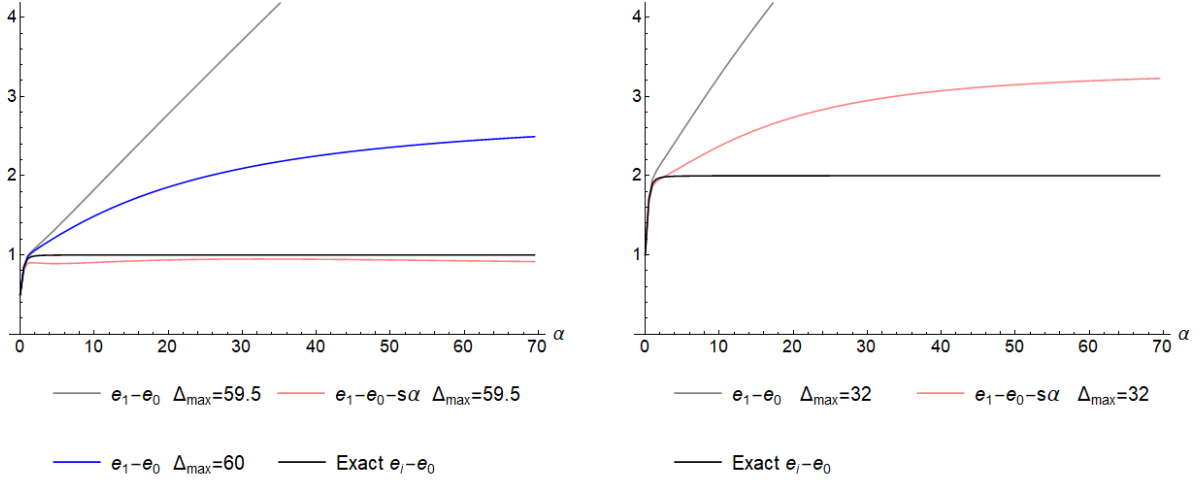
where the continuum theory prediction based on (3.14) is $t = 2$. In principle one may

expect a more general modification of the form

$$e_i - e_0 \approx \Delta_i^{\text{IR}} + (\alpha - \alpha_*) A_i^{(-1)} + \frac{A_i^{(1)}}{\alpha} + \frac{A_i^{(2)}}{\alpha^2} + \dots \quad (3.18)$$

where the coefficients $A_i^{(-1)}$, $A_i^{(1)}$, $A_i^{(2)}$ depend on Δ_{max} and the ellipses stand for the terms suppressed by higher powers of α . To reproduce the continuum results the coefficients $A_i^{(-1)}$, $A_i^{(1)}$ can be both be expected to be suppressed by powers of Δ_{max} while $A_i^{(2)}$ should be constant up to terms suppressed by powers of Δ_{max} . It is quite hard to extract next to leading order power corrections from numerical data so we are going to test the simpler ansatz (3.17). If we subtract the linear part in some way then we can estimate t from the numerical data.

As mentioned before, the linear part in (3.17), which ultimately takes the energy levels away from the fixed point, could be related to the domination of the truncated interaction matrix V . Since in TCSEA we are dealing with a finite matrix of the form $h = L_0 + \alpha V$, when α is large enough the interaction matrix V dominates and the eigenvalues are well approximated by α times the eigenvalues of V . So that the $\alpha \rightarrow \pm\infty$ behaviour is definitely linear. To test this idea we plot on Fig. 3 the quantity $e_1 - e_0 - s\alpha$ where s is the difference of the two lowest eigenvalues of V . We note that the two lowest eigenvalues for the free spectator with integer Δ_{max} are degenerate and hence, we plot only the unmodified spectrum.



(a) $e_1 - e_0 - s\alpha$ vs $\alpha > 0$ with s given by the interaction matrix eigenvalues for the free spectator for $\Delta_{\text{max}} = 59.5$ and $\Delta_{\text{max}} = 60$

(b) $e_1 - e_0 - s\alpha$ vs $\alpha > 0$ with s given by the interaction matrix eigenvalues for the fixed spectator with $\Delta_{\text{max}} = 32$

Figure 3

The plots show that for larger values of α the energy gap flattens and the interaction matrix dominates as expected. Zooming in to the region near the fixed point, we observe that there is a residual difference between s and the slope of $e_1 - e_0$ near the fixed point. There are thus *two different regimes* in which the energy gaps are approximately linear with the first regime being near the appearance of the physical IR fixed point while the

second regime where eigenvalues of V dominate can be related to the flow beyond which we are going to discuss in detail later.

To estimate t from numerical data we use two slightly different procedures. In the first method we calculate numerically

$$\mathcal{D}_s^1(e_1 - e_0) \equiv \alpha \frac{d}{d\alpha} \ln \left(\alpha \frac{d}{d\alpha} [e_1(\alpha) - e_0(\alpha) - s\alpha] \right) \quad (3.19)$$

where $e_i(\alpha)$ are the dimensionless TCSA energy levels and s is a numerically obtained slope of the function $e_1(\alpha) - e_0(\alpha)$ past $\alpha = \alpha_*$. As we do not have a good understanding of the linearity in α of the leading truncation correction we are going to use two different prescriptions for s : taking the difference of the two lowest eigenvalues of the interaction matrix and using a regression analysis for TCSA numerics near the appearance of the IR fixed point.

In the second method we subtract the linear part by applying an additional differential operator $1 - \alpha d/d\alpha$:

$$\mathcal{D}^2(e_1 - e_0) \equiv \alpha \frac{d}{d\alpha} \ln \left(\alpha \frac{d}{d\alpha} (1 - \alpha \frac{d}{d\alpha}) [e_1(\alpha) - e_0(\alpha)] \right). \quad (3.20)$$

These differential operators are chosen so that substituting into them a function of the form (3.17), we obtain $-t$. In the presence of subleading terms we expect this to be approximately true so that the function changes slowly near the value $-t$.

Using the first method and taking s from the interaction matrix we obtain the plots for each choice of spectator and different truncation levels presented on Fig. 4 and Fig. 5.

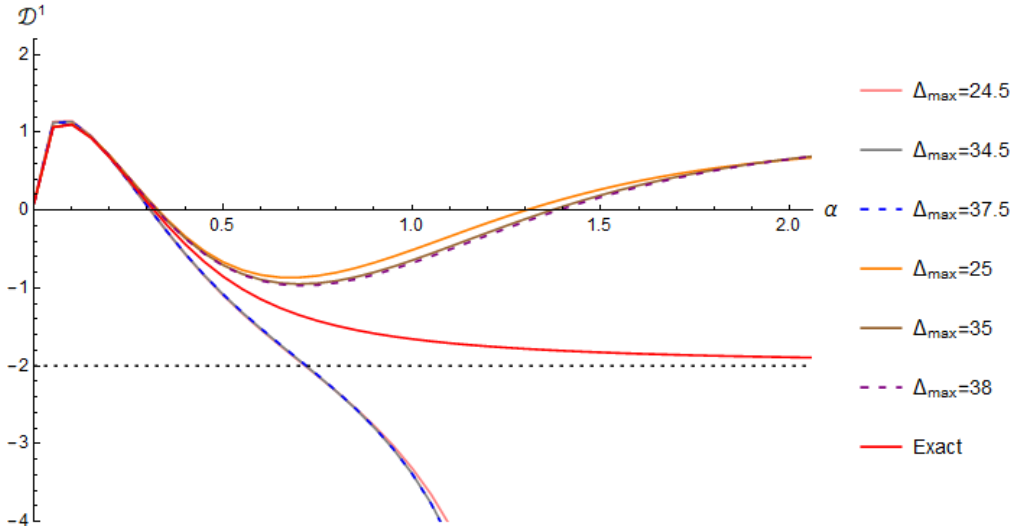


Figure 4: $\mathcal{D}_s^1(e_1 - e_0)$ versus $\alpha > 0$ for the free spectator. Linear term removed using interaction matrix eigenvalues.

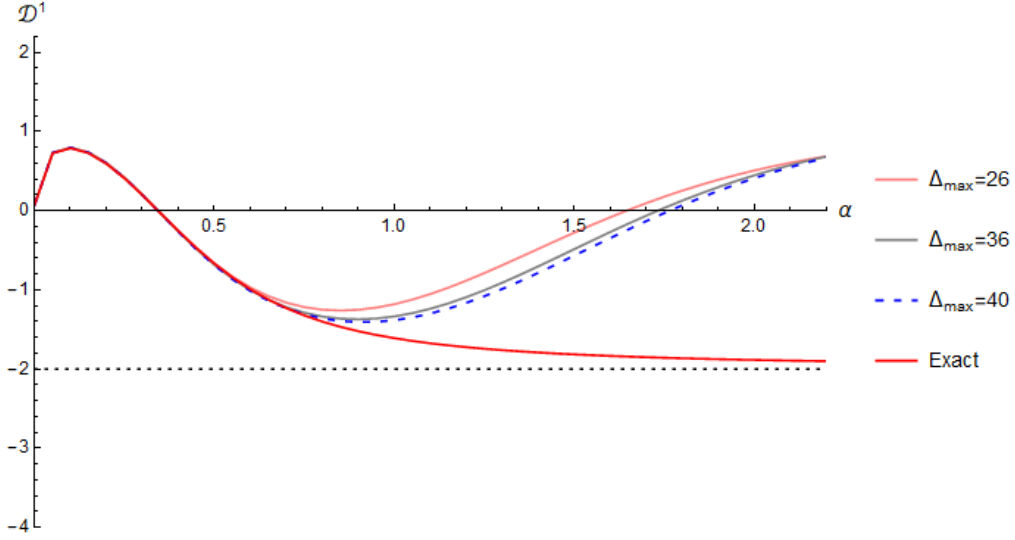


Figure 5: $\mathcal{D}_s^1(e_1 - e_0)$ versus $\alpha > 0$ for the fixed spectator. Linear term removed using interaction matrix eigenvalues.

For the fixed spectator and for integer Δ_{\max} in the free spectator case we see that the curve for $\mathcal{D}_s^1(e_1 - e_0)$ has a minimum descending towards $t = -2$ as we increase Δ_{\max} . For the free spectator the curves for half-integer Δ_{\max} form a separate band and instead of a minimum they have an inflection point. Increasing the coupling past the minimum or inflection point we arrive to the region approximately between $\alpha = 2$ and $\alpha = 4$ (not displayed in the above plots) where the curve flattens again around the value $t = 1$. The same flattening near the value $t = 1$ also occurs for the fixed spectator and for the free spectator with integer Δ_{\max} . This points to an approximately linear regime past the appearance of the IR fixed point. If we read off the slope numerically (via regression analysis) in that region and use it for the value of s we obtain the plots presented on Fig. 6 and 7.

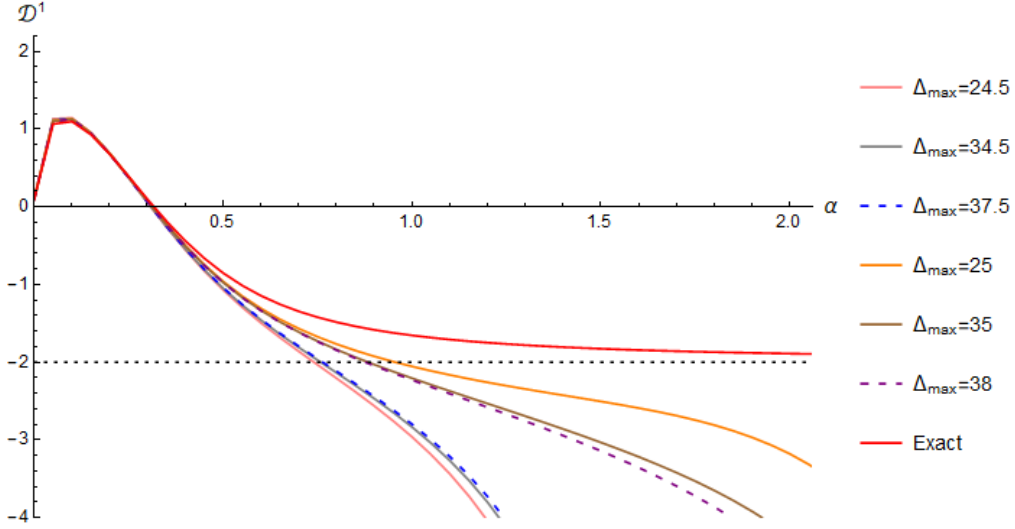


Figure 6: $\mathcal{D}_s^1(e_1 - e_0)$ versus $\alpha > 0$ for the free spectator. Linear term removed using regression analysis on the interval $2 < \alpha < 4$.

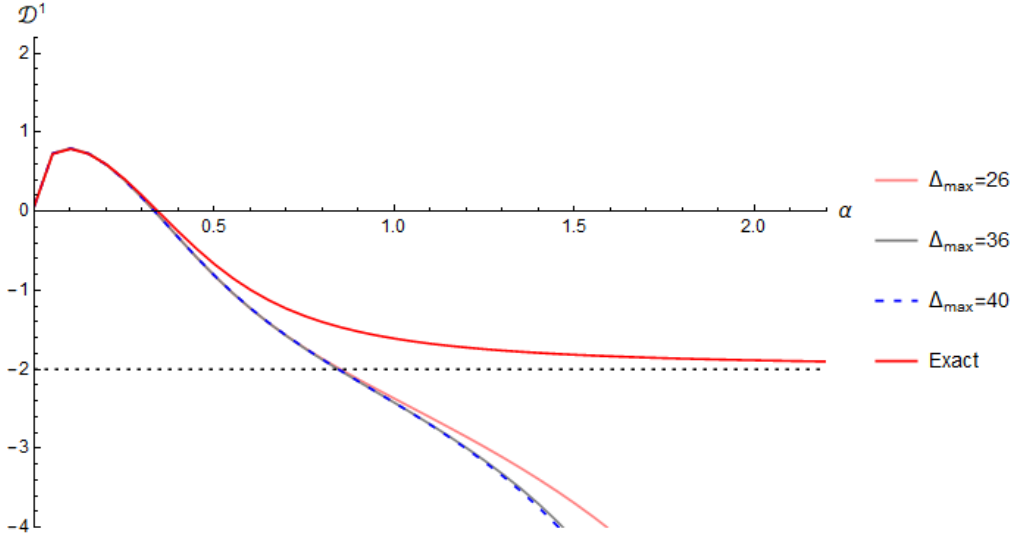


Figure 7: $\mathcal{D}_s^1(e_1 - e_0)$ versus $\alpha > 0$ for the fixed spectator. Linear term removed using regression analysis on the interval $2 < \alpha < 4$.

The region where the curve for $\mathcal{D}_s^1(e_1 - e_0)$ flattens now looks like a region near an infection point for both spectators and all truncation levels. These regions are closer to the theoretical value $t = -2$ than with the previous choice of s . In section 2 we discussed why such a linear regime occurs past the closest approach to the IR fixed point.

For the second method that uses (3.20) we first present the results for the free spectator on Fig. 8.

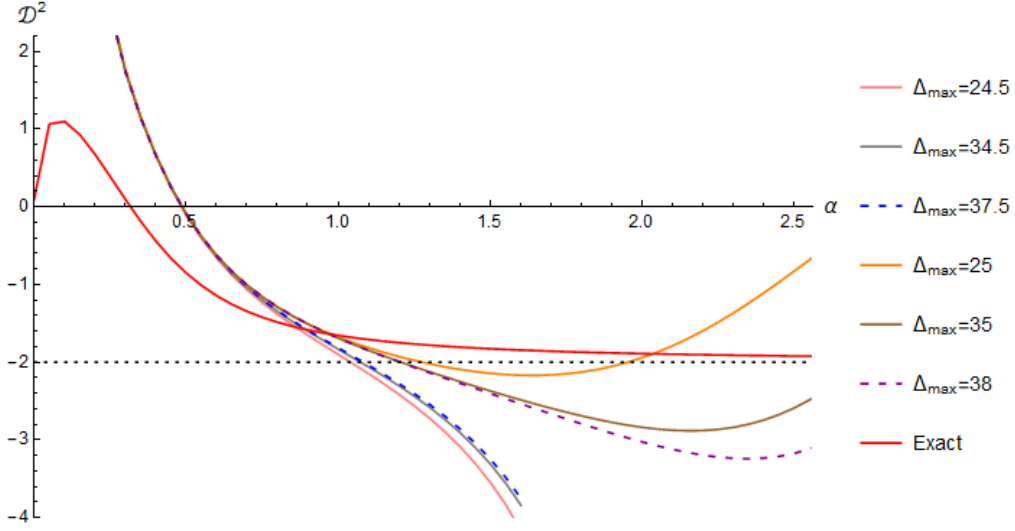


Figure 8: $\mathcal{D}^2(e_1 - e_0)$ versus $\alpha > 0$ for the free spectator

Again we observe a qualitatively different behaviour for integer and non-integer Δ_{\max} . For integer Δ_{\max} the $\mathcal{D}^2(e_1 - e_0)$ curves have an approximate inflection point. These inflection points are not easily discerned from the plots but are found numerically and become more pronounced on increasing the truncation. Also they have a minimum for larger values of α . It is interesting to note that such qualitative differences are not visible when looking at the $e_i - e_0$ curves.

For the fixed spectator the plot is presented on Fig. 9.

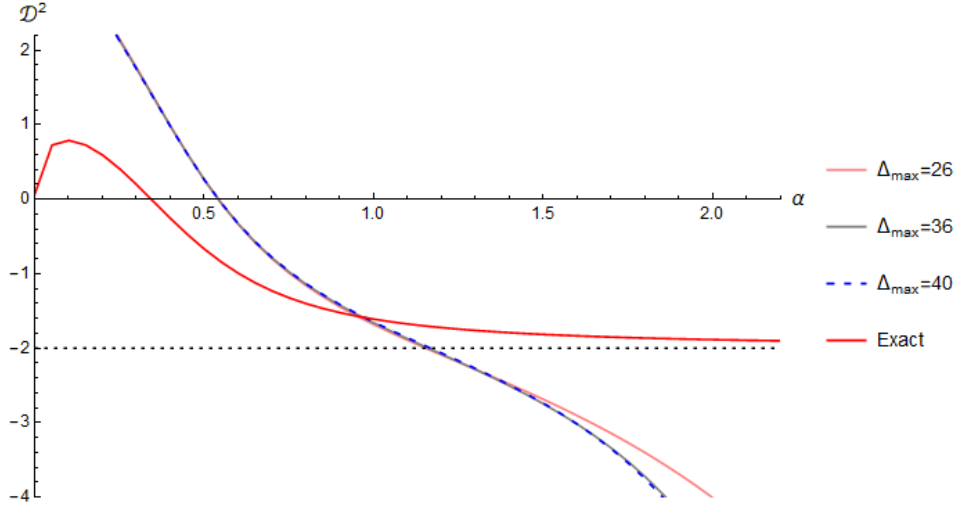


Figure 9: $\mathcal{D}^2(e_1 - e_0)$ versus $\alpha > 0$ for the fixed spectator

For all three methods we observe a flattening of the “treated gaps” $\mathcal{D}_s^1(e_1 - e_0)$ and $\mathcal{D}^2(e_1 - e_0)$ at around $\alpha \approx 1$. Finding the values at the minima or the inflection points we obtain best fits to the value of the leading infrared exponent. These best fits are

tabulated below for each choice of spectator, method and a sample of truncations⁵.

<i>method</i>	Δ_{\max}					
	24.5	34.5	37.5	25	35	38
\mathcal{D}_s^1 with s from interaction matrix eigenvalues	(0.65,-1.76)	(0.64,-1.68)	(0.64,-1.68)	(0.65,-0.86)	(0.68,-0.96)	(0.68,1.00)
\mathcal{D}_s^1 with s from regression analysis	(0.713,-1.89)	(0.727,-1.89)	(0.73,-1.89)	(1.361,-2.41)	(1.133,-2.43)	(1.07,-2.36)
\mathcal{D}^2	(0.95,-1.8)	(0.965,-1.78)	(0.97,-1.75)	(1.61,-2.2)	(1.38,-2.24)	(1.44,-2.33)

Table 1: Best fits for the leading IR exponent t , for the free spectator

<i>method</i>	Δ_{\max}		
	26	36	40
\mathcal{D}_s^1 with s from interaction matrix eigenvalues	(0.825,-1.25)	(0.868,-1.35)	(0.88,-1.4)
\mathcal{D}_s^1 with s from regression analysis	(0.988,-2.34)	(0.89,-2.17)	(0.88,-2.12)
\mathcal{D}^2	(1.2,-2.15)	(1.129,-1.94)	(1.118,-1.92)

Table 2: Best fits for the leading IR exponent t , for the fixed spectator

We see that \mathcal{D}_s^1 with locally determined slope s gives most accurate estimates of t . As we increase Δ_{\max} the estimates behave monotonically but do not always get closer to the theoretical values. The errors of these approximations can be attributed to truncation effects as well as to the deficiencies of the method which in particular include not knowing the coefficient $A_1^{(1)}$ in (3.18) which, given the results, we may expect to be small.

For the free spectator we also tried more general $(N_{\max}^1, N_{\max}^\epsilon)$ -truncation schemes. For small differences $|N_{\max}^1 - N_{\max}^\epsilon|$ the results are roughly in the same ball park as for the standard truncation scheme. We will discuss the effects of these truncation schemes further in section 4.4.

3.3 Boundary flows in tricritical Ising model

The tricritical Ising model (TIM) is the A-type $M(5,4)$ minimal model with central charge $c = 7/10$. It is the continuum limit of the lattice spin model with lattice spins taking values -1,0 and 1. The model has 6 primary bulk fields ψ_i with 6 associated conformal boundary conditions given by the Cardy construction. Table 3 contains the notation for the primary states, their weights, common notations for the corresponding boundary conditions (inspired by the boundary spin interpretation) and the boundary primary fields that live on these boundary conditions.

⁵The best fit for \mathcal{D}^2 for the free spectator with $\Delta_{\max} = 25$ was calculated using the location of the minimum. For the higher truncation levels, the location of the inflection point was used.

Primary Operator	\mathbb{I}	ϵ	ϵ'	ϵ''	σ	σ'
Virasoro Label	(11)	(12)	(13)	(31)	(22)	(21)
Conformal Weight Δ	0	1/10	3/5	3/2	3/80	7/16
Notation for Cardy b.c.	(-)	(-0)	(0+)	(+)	(d)	(0)
Boundary Fields	\mathbb{I}	\mathbb{I}, ϵ'	\mathbb{I}, ϵ'	\mathbb{I}	$\mathbb{I}, \epsilon, \epsilon', \epsilon''$	\mathbb{I}, ϵ''

Table 3: Table of notation for the tricritical Ising model

The space of boundary flows that start out from Cardy boundary conditions in this model is well known in the literature [6], [22] and is depicted on Figure 10. The blue lines

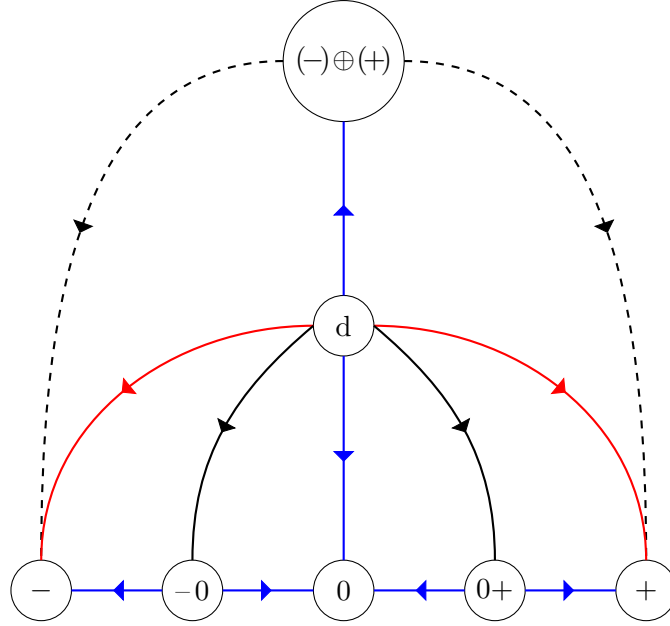


Figure 10: The space of boundary flows in the Tricritical Ising Model

on the picture represent the perturbations by ψ_{13} that we will consider in this paper. The red lines going from (d) to $(+)$ and $(-)$ boundary conditions correspond to the RG flows given by ψ_{12} perturbations and the dashed lines stand for component flows from the $(+) \oplus (-)$ superposition of two boundary conditions. The black lines correspond to two flows from (d) to (-0) and $(0+)$ generated by a particular linear combination of ψ_{12} and ψ_{13} which so far has not been found numerically but should be there for continuity reasons.

Some of the flows depicted on Figure 10 are related by the action of topological defects by virtue of the Graham-Watts theorem [23]. Topological defects X_i in a Virasoro minimal model are labeled by a primary state label i . They act on Cardy boundary states $|j\rangle\rangle$ by means of fusion rules coefficients N_{ij}^k so that

$$X_i |j\rangle\rangle = \sum_k N_{ij}^k |k\rangle\rangle. \quad (3.21)$$

In particular for the tricritical Ising model the defect $X_{\epsilon''}$ is the spin-reversal defect. Its action reflects the flows on Figure 10 about the vertical line, exchanging the $+$ and

– labels of the boundary conditions. Another useful defect is $X_{\sigma'}$ which maps the horizontal pair of flows from $(0+)$ to $(+)$ and to (0) into the vertical pair of flows from (d) to (0) and to $(+)\oplus(-)$. Thus to describe ψ_{13} -flows we can focus on the pair of flows that starts from $(0+)$:

$$(0) \longleftarrow (0+) \longrightarrow (+). \quad (3.22)$$

For these flows the dimensionless Hamiltonian on a strip is given by

$$h = (L_0 - c/24) + \mu L \psi_{13}(0, 0) \quad (3.23)$$

where μ is the dimensionful coupling and $\psi_{13}(0, 0)$ stands for the primary field inserted on the strip at $(\tau, \sigma) = (0, 0)$. The matrix elements of the perturbing operator can be calculated using the conformal mapping from the upper half plane to the strip: $w = \frac{L}{\pi} \ln z$. Here $w = \sigma + i\tau$ is the complex coordinate on the strip and $z = x + iy$ is the complex coordinate on the upper half plane: $y \geq 0$. Using this we rewrite (3.23) as

$$h = (L_0 - c/24) + \lambda \pi^{-0.4} \psi_{13}(1) \quad (3.24)$$

where $\lambda = \mu L^{0.4}$ is the dimensionless coupling ⁶ and $\psi_{13}(1)$ stands for the operator inserted on the boundary of the upper half plane. We choose a normalisation for the operators such that the identity field appearing in the OPE with itself has coefficient 1. The matrix elements of the perturbing operator can be computed using radial quantisation.

We assume that on the bottom edge of the strip we have the $(0+)$ boundary condition while on the top edge we have a choice of 6 spectator boundary conditions. Choosing a spectator with label s gives us a Hilbert space that can be decomposed into Virasoro irreducible representations as in (1.1). The dimensions of the truncated state space for the tricritical Ising model with (d) spectator are displayed in the Appendix A.2. The matrix elements are calculated by sandwiching the Hamiltonian (3.24) between states (1.3) and using commutation relations between the Virasoro generators and $\psi_{13}(1)$ to express them in terms of boundary three point functions. The latter were calculated in [21]. The flows (3.22) were analysed in TCSA in [6] where the numerics were also compared against the TBA results. As expected the approach to the IR fixed point was found to be independent of the choice of spectator boundary condition. Our numeric computations for the energy levels, which were performed with truncated state spaces with dimension of the order 2,500 ⁷ agree with the results of [6].

3.4 Approach to fixed point

We would like to focus here on reading off the leading asymptotic exponent for the energy gap on approach to the infrared fixed points for the two flows in (3.22). For a positive coupling λ the flow $(0+) \rightarrow (+)$ is observed whilst for negative coupling the $(0+) \rightarrow (0)$ flow is realised. The boundary spectrum of the $(+)$ boundary condition contains only the identity tower and the end of the flow is believed to be dominated by

⁶Throughout this paper, we also use λ to represent a model independent coupling in a more general setting. It should be clear from the context which coupling is being referred to.

⁷The dimension is spectator dependent: the results were obtained for various levels, each corresponding to a dimension of the order 2,500 for the chosen spectator.

the stress-energy tensor. For the negative coupling the approach to the IR fixed point (0) is believed to be dominated by the irrelevant field $\psi_{31} \equiv \epsilon''$ field of dimension $3/2^8$. Using (2.3) with $\Delta^{UV} = 3/5$ for the $\psi_{13} \equiv \epsilon'$ field and $\Delta_{(+)}^{IR} = 2$ and $\Delta_{(0)}^{IR} = 3/2$ for the stress energy tensor and ψ_{31} field we find

$$t_T^{\text{TIM}} = \frac{5}{2}, \quad t_{\psi_{31}}^{\text{TIM}} = \frac{5}{4}. \quad (3.25)$$

To find numerical approximations to these theoretical values we use the same methodology⁹ as in the Ising model section with numerical best fits for the (d) spectator displayed in Table 4 below.

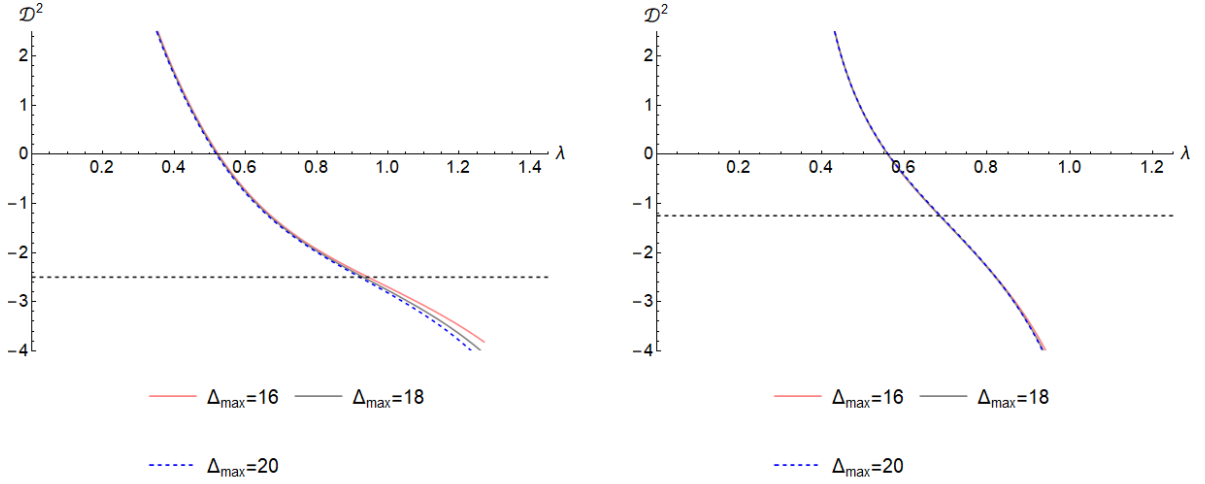
<i>method</i> \ Δ_{max}	<i>Positive Coupling</i>			<i>Negative Coupling</i>		
	16	18	20	16	18	20
\mathcal{D}_s^1 with s from interaction matrix eigenvalues	(0.641,-1.05)	(0.644,-1.11)	(0.65,-1.17)	(0.208,-1.37)	(0.211,-1.43)	(0.214,-1.55)
\mathcal{D}_s^1 with s from regression analysis	(0.704,-2.54)	(0.697,-2.54)	(0.69,-2.54)	(0.54,-1.63)	(0.53,-1.57)	(0.52,-1.55)
\mathcal{D}^2	(0.975,-2.62)	(0.946,-2.56)	(0.925,-2.5)	(0.702,-1.43)	(0.7,-1.37)	(0.69,-1.31)

Table 4: Best fits for the leading IR exponent t for positive and negative coupling

On Figure 11 we present the plots for the third method based on (3.20). For brevity we present only the results for the spectator boundary condition given by the Cardy state $|\sigma\rangle\rangle$. We see similar behaviour near the fixed point as in the Ising model where we have an inflection point in similar plots. Increasing the truncation weight improves the approximation of the leading power bringing it closer to the theoretical value ($5/2$ for positive coupling and $5/4$ for negative coupling).

⁸This claim is substantiated by the fact that for large central charge the boundary ψ_{13} flows become perturbative in the negative coupling direction and the dimension of the leading irrelevant operator in the IR can be shown to be that of ψ_{31} .

⁹The analysis is applied to the second excited state E_2 as this state merges with the third excited state enabling us to better predict when the fixed point is reached. The linear regression for the operator \mathcal{D}_s^1 was performed in the region $1 < \lambda < 2$.



(a) $\mathcal{D}^2(e_2 - e_0)$ versus $\lambda > 0$ in the TIM with (d) spectator boundary condition

(b) $\mathcal{D}^2(e_2 - e_0)$ versus $\lambda < 0$ in the TIM with (d) spectator boundary condition

Figure 11

We note that similar behaviour is observed for the other spectators.

4 Flows beyond the IR fixed point

4.1 Examples

In the examples discussed in the previous section as we increase the coupling past the IR fixed point we observe a rearrangement of multiplicities characteristic of a different fixed point. We call these “flows beyond the IR fixed point”, or just “flows beyond”. They were observed and discussed in [17], [5], [6].

The simplest case of a flow beyond appears to be the boundary magnetic field flow with a fixed spin spectator. If we are to plot the energy gaps $e_i - e_0$ versus the coupling we will see that past the fixed point they settle asymptotically into a linear regime¹⁰. We can interpret this linearity as due to energy rescalings stemming from truncation effects. Such rescalings have been discussed in the perturbative regime in [6]. Looking instead at the normalised energy gaps:

$$\Delta e_i^n = \frac{e_i - e_0}{e_1 - e_0}. \quad (4.1)$$

we remove the energy rescalings and can observe the asymptotic multiplicities rearranging themselves (here for simplicity we assume that the vacuum does not become asymptotically degenerate). The normalised gaps for the flow at hand are presented on Figure 12 using the logarithmic scale $\ln|\alpha|$ for ease of visualisation.

¹⁰This is the second linear regime past the $\lambda = \lambda^{**}$ threshold discussed in section 2.

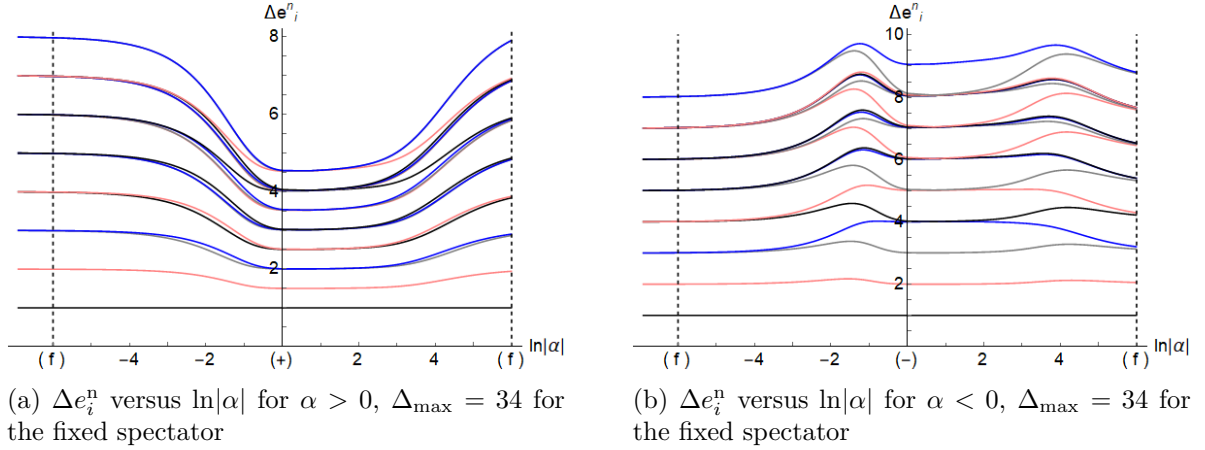


Figure 12

These plots show that for very large absolute values of the coupling the multiplicities rearrange back to those of the original UV fixed point so that the flow beyond looks like the reverse of the physical flow from the UV free boundary condition to the IR fixed boundary condition. In the plots we have marked with dashed lines approximate regions representing the vicinities of fixed points (the IR fixed point occurs approximately along the $\alpha = 0$ axis). Of course the flow beyond is not physical in that it violates the g -theorem [25, 26]. It does not happen in the continuum theory and is entirely an artefact of the truncation. However, we find this phenomenon interesting in that it does arise in a variety of situations when using TCSA, especially for boundary perturbations, and understanding the mechanism behind it must tell us something about how TCSA works at large couplings.

In general, in TCSA we are dealing with a Hamiltonian of the form

$$h = L_0^{\text{UV}} + \lambda V^{\text{UV}} \quad (4.2)$$

where L_0^{UV} and V^{UV} are finite matrices. Asymptotically, possibly after a number of different intermediate regimes, the interaction matrix is bound to dominate over the L_0^{UV} matrix and the energy gaps will be given by the difference of the eigenvalues v_i of the interaction matrix V^{UV} times the coupling. More precisely, assuming the eigenvalues v_i are non-degenerate and v_{\min} is the smallest eigenvalue and v_{\max} is the largest eigenvalue we have

$$e_i - e_0 \sim \lambda(v_i - v_{\min}) \text{ when } \lambda \rightarrow \infty, \quad (4.3)$$

$$e_i - e_0 \sim \lambda(v_i - v_{\max}) \text{ when } \lambda \rightarrow -\infty. \quad (4.4)$$

For the normalised gaps we then get an asymptotic approach to constant values

$$\Delta e_i^n \sim \frac{v_i - v_{\min}}{v_1 - v_{\min}} \text{ when } \lambda \rightarrow \infty \quad (4.5)$$

and similarly for $\lambda \rightarrow -\infty$. For degenerate eigenvalues of V^{UV} the situation is a bit more interesting. If e_i and e_j are two eigenvalues of h that asymptotically tend to the same degenerate eigenvalue, v_k , then their difference will be given asymptotically by the

leading correction, which is equal to an eigenvalue of the operator L_0^{UV} reduced to the eigenspace for \vec{v}_k . This will affect the asymptotic behaviour (4.5) when the smallest (or largest) eigenvalue of V^{UV} is degenerate.

Coming back to the boundary magnetic field flow, we checked that the smallest and largest eigenvalues of V^{UV} , which differ only by the sign, are non-degenerate for the fixed spin spectator. The asymptotic behaviour (4.5) holds numerically to good accuracy. The flow beyond is simply described (asymptotically) as the dominance of the interaction matrix. However the multiplicities for low lying eigenvalues of V^{UV} turn out to be the same as those of L_0^{UV} . For a fixed number of low lying states it is essential to take large enough Δ_{max} to observe this as for small Δ_{max} the multiplicities still deviate. We have no simple explanation of this coincidence.

Although, to avoid clutter, in Fig 12 we present only the normalised gaps obtained for a particular value of Δ_{max} we have made a comparison for a number of different values of Δ_{max} and observed that the value of α at which we enter the asymptotic regime with the UV BCFT multiplicities increases as we increase Δ_{max} . Physically this supports the intuition that flows beyond constitute a truncation effect and are absent in the continuum theory. Qualitatively this also ties in with the domination of αV^{UV} matrix that would set in for larger values of α because the largest eigenvalue of L_0^{UV} grows linearly with Δ_{max} while that of V^{UV} only grows as a square root of Δ_{max} .

The phenomenon of flows beyond is even more spectacular for the boundary $\psi_{1,3}$ flows in the TIM. As explained in section 3.3 due to the Graham-Watts theorem we can focus on the ψ_{13} -flows originating from the (0+) boundary condition. While for positive values of the coupling we find a physical RG flow to the (+) boundary condition and no flow beyond, for negative coupling we find a cascade of flows beyond that can be summarised by the following diagram

$$(0+) \rightarrow (0) \rightarrow (-0) \rightarrow (-) \quad (4.6)$$

as discerned from the changes in multiplicities of the normalised energy gaps plotted on Figure 13.

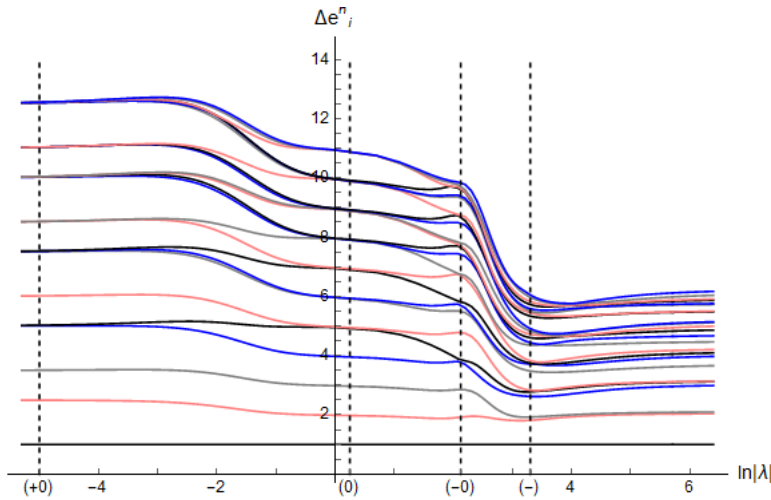


Figure 13: Δe_i versus $\ln|\lambda|$ in the TIM with (d)-spectator and $\lambda < 0$ with $\Delta_{\text{max}} = 20$

In these plots we chose the disordered boundary condition (d) as a spectator but, remarkably, the cascade of multiplicity changes is the same for any choice of 6 spectator boundary conditions. These flows beyond were first investigated in [6]. While the far end of the cascade can be still described by the dominance of the interaction matrix V^{UV} within a degree of numerical accuracy, particularly in the low lying spectrum, the intermediate linear regimes with rearranged multiplicities cannot be described so simply. The independence from the spectator boundary condition suggests some local description in the space of effective Hamiltonians of the type discussed in section 2. In that description the flows beyond are described by perturbations of IR fixed points by irrelevant operators with flipped sign. Crucially, to determine where the bounce flow is headed next, depends on the truncation scheme at the IR fixed point. In the next subsection we describe two exactly solvable models of truncated perturbations that offer further insights supporting the picture outlined in section 2.

4.2 Two exactly solvable models

In this section, we consider two analytically solvable models with the same truncation scheme. The first example shows that by using an alternative scheme to TCSEA, there may be no flow beyond the IR fixed point. The second is an example of a theory with a bounce flow – flowing first to a new fixed point, then returning back to the original one.

In the first example we use a mode truncation scheme for the boundary magnetic field flow in the Ising model where we leave the spin to fluctuate freely on the spectator boundary. The mode truncation scheme for this flow was first considered in [17] where it was noted that there is no flow beyond.

For the free spectator the Hamiltonian in the mode truncation scheme, written in the notation of section 3.1 is

$$H_{\text{mod}}^{\text{NS}} = \frac{\pi}{L} \left[\sum_{k=0}^{n_c} (k + 1/2) a_{k+1/2}^\dagger a_{k+1/2} - \frac{1}{48} + i\alpha \sum_{k=0}^{n_c} (a_{k+1/2}^\dagger + a_{k+1/2}) a \right] \quad (4.7)$$

restricted to the subspace of the physical space spanned by the states of the form (3.7) built with operators $a_{i+1/2}^\dagger$, $i = 0, \dots, n_c$. The integer n_c is the mode truncation parameter. The dimension of the truncated state space is 2^{n_c+1} . The Hamiltonian (4.7) can be diagonalised by means of a Bogolyubov transformation. To find the latter we write an ansatz for the diagonalising modes:

$$b_\omega = \sum_{k=0}^{n_c} (A_{\omega,k} a_{k+1/2}^\dagger + B_{\omega,k} a_{k+1/2}) + \frac{a}{f(\omega)}, \quad (4.8)$$

and require that it satisfies

$$[H_{\text{mod}}^{\text{NS}}, b_\omega] = \omega b_\omega. \quad (4.9)$$

This results in a system of linear equations on the coefficients $A_{\omega,k}$, $B_{\omega,k}$, $f(\omega)$ that has a non-trivial solution provided ω satisfies the following equation

$$\sum_{k=0}^{n_c} \frac{2\omega^2}{(k + 1/2)^2 - \omega^2} = -\frac{\omega^2}{2\alpha^2}. \quad (4.10)$$

This equation has $n_c + 1$ bounded modes which include zero and n_c solutions $\omega = \pm\tilde{\omega}_n$, $\tilde{\omega}_n > 0$ that remain bounded as $\alpha \rightarrow \infty$. It also has one heavy mode solution $\omega = \Omega_\alpha$ where

$$\Omega_\alpha \sim 2|\alpha|\sqrt{n_c + 1} \quad \text{as } \alpha \rightarrow \pm\infty. \quad (4.11)$$

The state space then splits neatly into two subspaces: the one with light states that is built using $b_{\tilde{\omega}_n}^\dagger$ and the one with heavy states built using $b_{\Omega_\alpha}^\dagger$ and other oscillators. In the heavy states subspace the energy gaps diverge linearly as $\alpha \rightarrow \pm\infty$. Focussing on the light states one has

$$\lim_{\alpha \rightarrow \pm\infty} \tilde{\omega}_n = n + \mathcal{O}\left(\frac{1}{n_c}\right), \quad n = 1, \dots, n_c \quad (4.12)$$

so that up to errors suppressed by the truncation parameter we obtain the spectrum of the fixed spin boundary condition describing the IR fixed point. The vacuum energy also diverges linearly in α due to the Ω_α mode contribution. In the energy gaps $e_i - e_0$ this divergence cancels for the light states. We can interpret this asymptotic behaviour in terms of the dominance of the interaction matrix V . The latter has only two eigenvalues: $\sqrt{n_c + 1}$ and $-\sqrt{n_c + 1}$, with equal dimensions. The light states including the vacuum are, asymptotically, perturbations of the states in the $-\sqrt{n_c + 1}$ -subspace for $\alpha \rightarrow \infty$ and of the $\sqrt{n_c + 1}$ -subspace for $\alpha \rightarrow -\infty$. While the states in the heavy states subspace all decouple, the light states give the approximate spectrum of the IR fixed point due to the first perturbative correction. In a bit more detail we write

$$L_0^{\text{UV}} + \alpha V^{\text{UV}} = \alpha(V^{\text{UV}} + \frac{1}{\alpha}L_0^{\text{UV}}) \quad (4.13)$$

and treat $\frac{1}{\alpha}L_0^{\text{UV}}$ as a perturbation. In the energy gaps the leading terms from the appropriate eigenvectors of V^{UV} cancel each other while the first order correction from the perturbation gives rise to constant terms in the $\alpha \rightarrow \pm\infty$ limit. The numerical values according to the secular equation are the eigenvalues of L_0^{UV} restricted to the appropriate eigensubspace of V^{UV} . It is remarkable that up to corrections suppressed by $1/n_c$ this gives the correct spectrum of L_0^{IR} . We are not aware at present of any simple explanation of this fact.

For the fixed spectator the story is very much similar. The mode truncated Hamiltonian reads

$$H_{\text{mod}}^{\text{R}} = \frac{\pi}{L} \left(\sum_{n=1}^{n_c} n b_n^\dagger b_n + \frac{1}{24} + i\alpha \left[\sum_{n=1}^{n_c} (b_n^\dagger + b_n) + b_0 \right] a \right) \quad (4.14)$$

and the spectral equation (4.10) is replaced by

$$\sum_{k=1}^{n_c} \frac{2\omega^2}{k^2 - \omega^2} - 1 = -\frac{\omega^2}{2\alpha^2}. \quad (4.15)$$

As we increase the coupling the elementary low lying spectrum changes from integers to approximately half-integers, with corrections suppressed by n_c . No flow beyond takes place.

Our second model is the boundary perturbation of the Ising model by the stress-energy tensor restricted to the boundary: $T = -\frac{L}{2\pi} : \psi \partial_\tau \psi : (0, 0)$ with a coupling g .

Choosing the free spin spectator and using the mode truncation scheme this model can be described by the following dimensionless Hamiltonian

$$h_g^{n_c} = -\frac{1}{48} + \sum_{k=0}^{n_c} (k + \frac{1}{2}) a_{k+1/2}^\dagger a_{k+1/2} - \frac{g}{2} : \left(\sum_{k=0}^{n_c} \sum_{l=0}^{n_c} (a_{k+1/2}^\dagger + a_{k+1/2}) l (a_{l+1/2}^\dagger - a_{l+1/2}) \right) : . \quad (4.16)$$

The spectral equation is

$$\sum_{k=0}^{n_c} \frac{2\omega^2}{(k + 1/2)^2 - \omega^2} = -\frac{(1 + g(n_c + 1))^2}{g(1 + \frac{g}{2}(n_c + 1))} . \quad (4.17)$$

Being an irrelevant coupling, g goes to zero along the RG flow. If however we investigate the spectrum as we change g from zero to plus or minus infinity, thus going backwards along the flow, we observe a curious pattern. For positive values of g , solutions to (4.17) are comprised of light frequencies with values $\omega_k \approx k + 1/2$ and a single heavy frequency Ω_g that for large g is given by

$$\Omega_g \approx |g| \left(\frac{n_c + 1}{\sum_{k=0}^{n_c} (k + 1/2)^2} \right)^{1/2} . \quad (4.18)$$

The large g low lying spectrum is described by the equation

$$\sum_{k=0}^{n_c} \frac{2\omega^2}{(k + 1/2)^2 - \omega^2} = -2(n_c + 1) \quad (4.19)$$

that up to corrections of order $1/n_c$ is given by half integers. This means that the excitation spectrum is changed by terms suppressed by n_c . The low lying spectrum practically does not flow.

For negative values of g we pass through a zero of the function on the right hand side of (4.17) at $g = -1/(n_c + 1)$ and then a pole at $g = -2/(n_c + 1)$. Increasing g in absolute value we thus first arrive at a point with low lying spectrum described in terms of integer modes and then back to the same spectrum of the starting point $g = 0$. This actually fits nicely with the absence of flow beyond in the boundary magnetic field perturbation regulated the same way (with a fixed spectator). We know that in that flow we approach the infrared fixed point along the T -perturbation with a negative coupling. Following the empirical rule that near the infrared fixed point the incoming flows get reflected, we depart the (continuum) infrared fixed point along the T -perturbation with a positive coupling. But, as we have seen before, this inflicts only minor corrections to the IR spectrum which are suppressed by n_c . Note that to observe the asymptotic multiplicities of the flows beyond we do not need to resort to the normalised gaps Δe_i^n as no energy rescalings seem to be generated by this truncation scheme. For the first model considered in this section this was noted in [17].

For the fixed spectator the mode truncated T -perturbation is described by

$$\tilde{h}_g^{n_c} = \frac{1}{24} + \sum_{k=1}^{n_c} k b_k^\dagger b_k - \frac{g}{2} : \left(\left[\sum_{k=1}^{n_c} (b_k^\dagger + b_k) + b_0 \right] \sum_{l=1}^{n_c} l (b_l^\dagger - b_l) \right) : . \quad (4.20)$$

It can be diagonalised by a Bogolyubov transformation that gives a spectral equation

$$\sum_{k=0}^{n_c} \frac{2\omega^2}{n^2 - \omega^2} - 1 = -\frac{(1 + \frac{g}{2}(1 + 2n_c))^2}{g(1 + g(1 + 2n_c)/4)}. \quad (4.21)$$

This equation has the same qualitative features as (4.17) with a bounce flow in the negative g direction and a “no flow” in the positive g direction.

It is worth mentioning that in the continuum theory perturbations by T have a very different character depending on the sign of the coupling. The operator T restricted to a conformal boundary is proportional to the displacement operator. Perturbing with a negative coupling is equivalent to displacing the boundary outwards, away from the bulk while perturbing with a positive coupling is equivalent to displacing the boundary inwards. Consider the partition function on a cylinder of length L and circumference R with the perturbed boundary condition imposed on both ends, we have two possible quantisations which in string theory are usually referred to as the closed and the open string channels. In the open string channel we represent the partition function in terms of the boundary (strip) spectrum while in the closed string channel we use a representation of the boundaries in terms of boundary states $|\alpha\rangle\rangle$:

$$\mathcal{Z} = \langle\langle\alpha| e^{-LH_{\text{cyl}}^\sigma} |\alpha\rangle\rangle \quad (4.22)$$

where

$$H_{\text{cyl}}^\sigma = \frac{2\pi}{R}(L_0^\sigma - c/24) \quad (4.23)$$

is the Hamiltonian on the cylinder generating translations in the σ direction. The boundary state $|\alpha\rangle\rangle$, written as the T -perturbation of, say, the fixed boundary condition, reads

$$|\alpha\rangle\rangle = e^{\frac{2\pi\tilde{g}}{R}L_0^\sigma}|+\rangle\rangle \quad (4.24)$$

where \tilde{g} is the dimensionful coupling. For a positive T -perturbation, when the boundaries move towards each other we obtain a singularity in the partition function at the value of dimensionless coupling

$$g_{\text{crit}} = \frac{\tilde{g}_{\text{crit}}}{L} = \frac{1}{2} \quad (4.25)$$

when the unperturbed boundaries sit on top of each other. This clearly signals a pathology of the boundary spectrum at this value of the coupling.

For negative values of the coupling the two ends of the cylinder are shifted away from each other and there is no singularity. This behaviour is qualitatively similar to the $T\bar{T}$ perturbation of the bulk theories discussed in [27], [28].

We should emphasise that in considering the T -perturbation in this section we solve the truncated version of the theory, not adding any counter terms which would be needed in a continuum limit. Such regulated theories should then be very sensitive to the method of regularisation. In the next section we take up the T -perturbation in TCSA. It shows a qualitatively different behaviour from the mode truncated case for positive couplings.

4.3 Perturbations by irrelevant operators in TCSA

As discussed in section 2 we assume that the TCSA Hamiltonian in the vicinity of an IR fixed point can be described by a continuum theory with a tower of irrelevant operators switched on. Under certain assumptions the flow towards a fixed point gets reflected in the irrelevant operators space of couplings. In the models we studied numerically the flows beyond eventually terminate with a “no flow” (that is, small changes to the spectrum are suppressed as we increase Δ_{\max}). Presumably this can also be modelled as some particular perturbation of the fixed point by irrelevant operators. The exactly solvable case of the T -perturbation in the mode truncation scheme shows this. We would like to model this situation using TCSA numerics, that is, find particular perturbations by irrelevant operators that in TCSA demonstrate approximately no flow.

4.3.1 T -perturbations

We first consider in the Ising model the case when the IR fixed point is described in terms of Ramond fermions. This corresponds to having a fixed boundary condition on the flowing end of the strip and a free one on the spectator end. The leading irrelevant operator along which the boundary magnetic field flows terminate is the stress-energy tensor, T . The corresponding perturbed Hamiltonian is

$$h^{IR} = \frac{1}{24} + \sum_{k=1}^{\infty} k b_k^{\dagger} b_k - \frac{g}{2} : \left(\left[\sum_{k=1}^{\infty} (b_k^{\dagger} + b_k) + b_0 \right] \sum_{l=1}^{\infty} l (b_l^{\dagger} - b_l) \right) : \quad (4.26)$$

with a coupling constant g which we allow to vary freely. Taking a negative g and increasing it in magnitude corresponds to flowing backwards along the boundary magnetic field flow. For large enough $|g|$ the higher dimensional irrelevant operators will become important. We will neglect these in the initial analysis. Plots of the normalised energy gaps for both signs of the coupling g are presented below on Fig. 14 against $\ln|g|$.

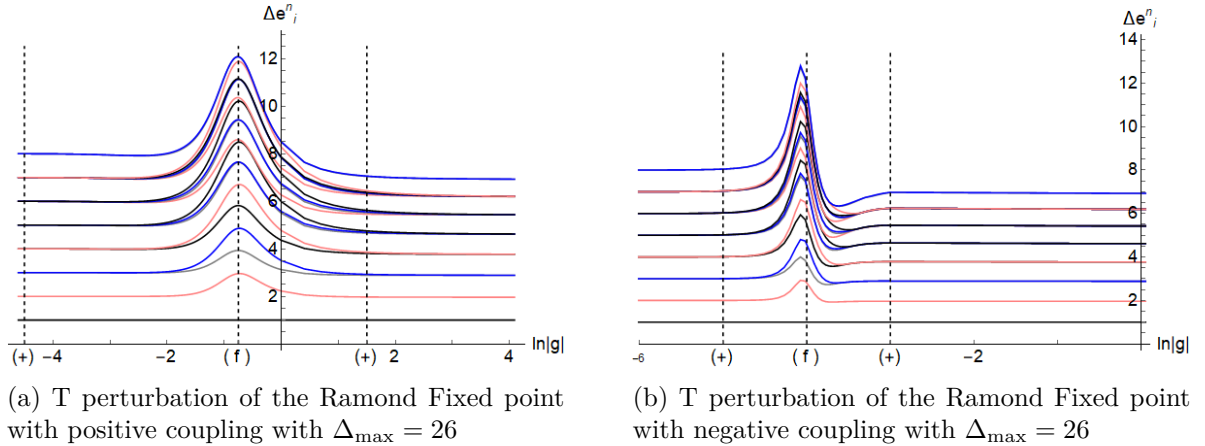


Figure 14

We see that going in the negative g direction the spectrum describes a loop in the theory space when we first ‘reverse’ the flow from the UV fixed point given by the free

boundary condition and then flow back into the $g = 0$ fixed point. Interestingly the same loop is observed when flowing into the unphysical positive g direction. The only difference between the two directions is that for positive g the vicinity of the UV fixed point is reached later than for the negative coupling. This is in contrast with the exact solution for the mode truncated T -perturbation discussed in section 4.2 where there is a “no flow” for positive g perturbation.

We next consider the T -perturbation of the IR fixed point that corresponds to having fixed boundary conditions on both ends. The perturbed Hamiltonian is

$$h^{IR} = -\frac{1}{48} + \sum_{k=0}^{\infty} (k + 1/2) b_{k+1/2}^{\dagger} b_{k+1/2} - \frac{g}{2} : \left(\sum_{k=0}^{\infty} (b_{k+1/2}^{\dagger} + b_{k+1/2}) \sum_{l=0}^{\infty} l (b_{l+1/2}^{\dagger} - b_{l+1/2}) \right) : . \quad (4.27)$$

This is described by a single primary tower in the NS fermions Fock space. We choose the boundary conditions below to have the fixed up boundary condition on the top end of the strip and the fixed down one on the bottom end with representation built on the Virasoro ϵ -tower. The numerical values for normalised energy gaps are plotted on Fig. 15 against $\ln|g|$ for $\Delta_{\max} = 27.5$ corresponding to a basis of 957 states.

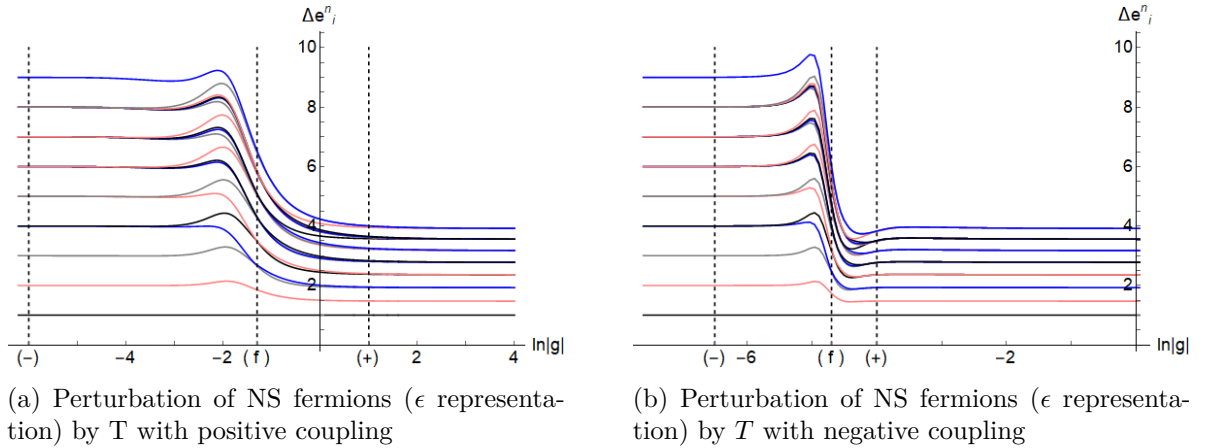


Figure 15

The flow generated by this perturbation is described by the following diagram

$$(-) \rightarrow (f) \rightarrow (+) . \quad (4.28)$$

The spectrum interpolates between the two NS primary towers (the identity and ϵ) with an intermediary fixed point describing the free boundary condition with a fixed spectator. The fact that we flow beyond the (f) boundary condition towards the reversed spin fixed boundary condition suggests that the relevant coupling of ψ_{13} near (f) gets reflected, which seems to be the pattern with the flows beyond. The spin reversal on the flowing end was not visible with the free spectator due to the spin reversal symmetry. The reversal of spin in (4.28) also means that the T -perturbation of the IR fixed point

does not give the same loop as the flow beyond starting from the UV fixed point (which we observed for the fixed spectator in section 4.1).

We also note that, as with the free spectator, the behaviour is qualitatively different from that of the mode truncation scheme with both directions of the flow containing a further flow beyond the fixed point. The flow is realised much earlier for negative coupling as was also seen in the previous example.

We have also looked into the T -perturbation of the $(+)$ boundary condition in the tricritical Ising model. This is a stable infrared fixed point for the ψ_{13} flow originating from the $(0+)$ boundary condition under positive coupling discussed in section 4.1. This is also the end point of the cascade of ψ_{13} flows from (-0) which are equivalent, by spin reversal, to flows from $(0+)$ with negative coupling ending at $(-)$, also discussed in 4.1.

The Hamiltonian describing this perturbation is

$$h^{\text{IR}} = L_0^{\text{IR}} + gT(0). \quad (4.29)$$

On Figure 16 we present plots of the normalised energy gaps against $\ln|g|$.

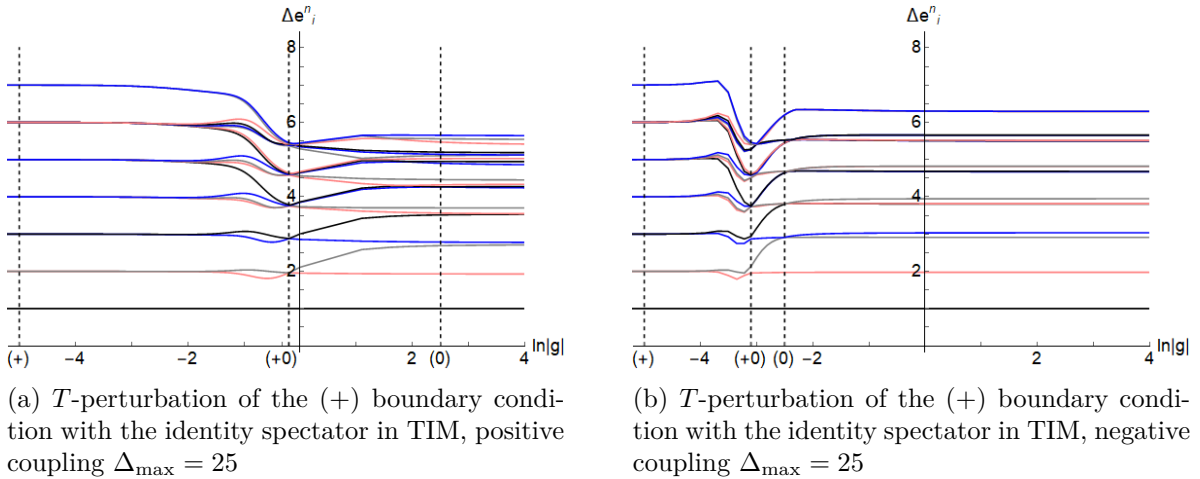


Figure 16

We observe that for both positive and negative coupling we move backwards along the cascade of flows beyond discussed in section 4.1. Thus, the T -perturbation alone does quite describe the end of the cascade, generating instead, as in the above examples, a flow back to the nearest UV fixed point first, followed by further flows beyond before stopping. In the next section we discuss how higher dimension irrelevant operators added to T can qualitatively change the T -perturbation spectrum for large positive coupling in the Ising model.

4.3.2 Higher order irrelevant perturbations in the Ising model

We would like to modify the irrelevant perturbation of the IR fixed point by adding higher dimension operators to T . In doing so we try to find a situation of no flow in the reflected direction (positive coupling of T). The higher dimension operators we add

are supposed to model, in the IR theory, the truncation effects of the UV theory as well as the subleading irrelevant operators present in the continuum theory on approach to the IR fixed point. The first operator of dimension higher than T is $:\psi\partial_\tau^3\psi:$. We have experimented adding it to the T -perturbation with different relative signs and found significant changes in the asymptotic spectrum sensitive to the relative sign. However we did not see a no flow situation. Adding other fermionic bilinears does not change the situation drastically. It should be noted that all fermion bilinears are closed under OPE and thus keep the perturbed continuum theory within a certain subspace under the RG action. The smallest dimension operator that is not bilinear in the fermions is the operator

$$\mathcal{O}_4 = :\psi\partial_\tau\psi\partial_\tau^2\psi\partial_\tau^3\psi: \quad (4.30)$$

which is quartic in the free fermion field and has dimension 8.

Beginning at the IR point, we add a perturbation by the quartic term to see if this can model the flows beyond near the IR fixed point. We consider perturbations of the form:

$$h^{\text{IR}} = L_0^{\text{IR}} + g(T(0) \pm \eta\mathcal{O}_4(0)) \quad (4.31)$$

where η is some fixed constant. The operator \mathcal{O}_4 has very large matrix elements. To observe changes in the energy levels we found it convenient to set $\eta = 5e^{-19}$. Looking at the quartic interaction only, i.e. perturbing by $\eta g\mathcal{O}_4(0)$ only, we get the following remarkably ordered picture (Fig. 17) in which the energy gaps $e_i - e_0$ are presented against g .

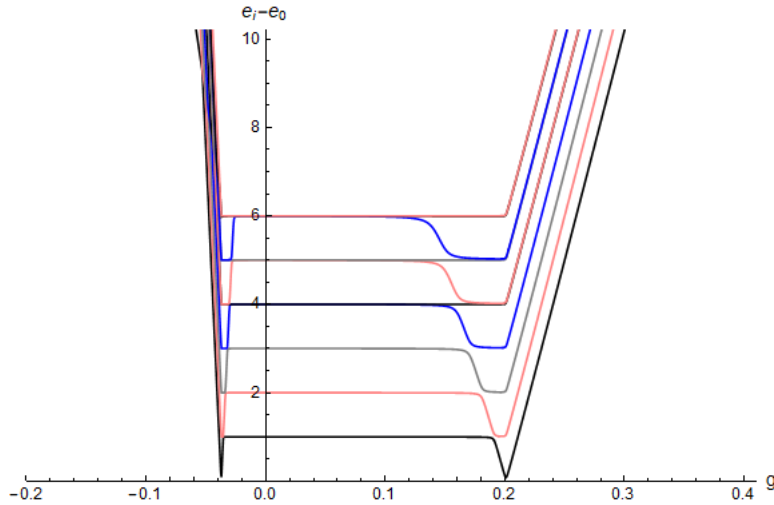


Figure 17: Perturbation of NS (13) fermions by the quartic term for both positive and negative coupling with $\Delta_{\text{max}} = 25.5$

The behaviour is peculiar with almost all states dropping by one level at a very distinct value of the coupling, which is then followed by an almost uniform linear regime.

Next, we look at the normalised energy gaps Δe_i^n for different choices of sign in (4.31) with $\Delta_{\text{max}} = 25.5$ corresponding to a state space of dimension 688. Here the spectator boundary condition is (+) and the initial flowing boundary condition is (-).

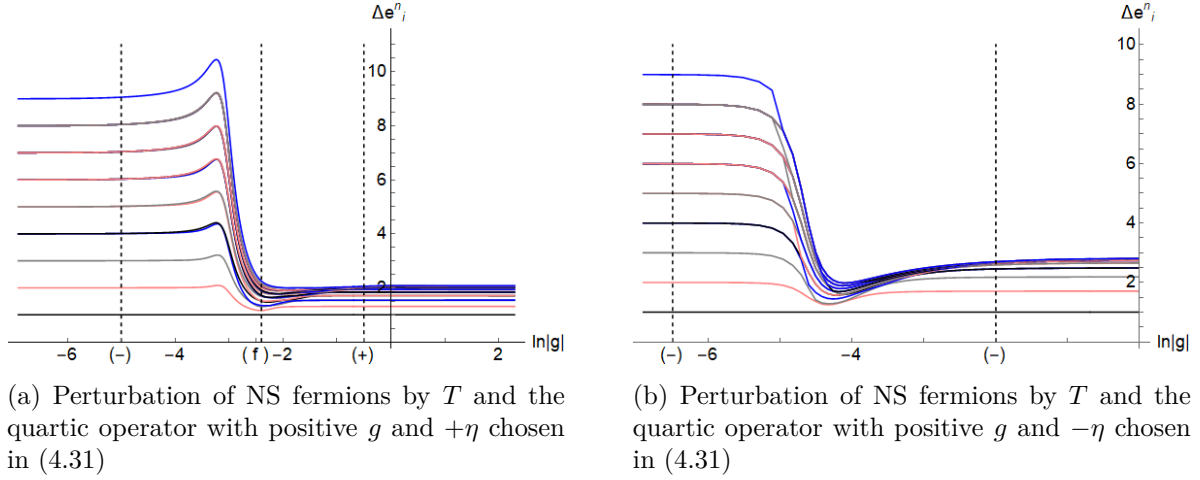


Figure 18

The intermediate and the final multiplicities are different when we change the sign in front of η . For positive η we indeed reach the UV fixed point describing Ramond fermions as one might expect. For negative η it is difficult to discern what happens to the multiplicities in this intermediate regime where it does not look as though the UV fixed point is reached. The asymptotic multiplicities, however, are easy to read off in both cases. With the plus sign in front of η starting with the $(-)$ boundary condition we arrive at the $(+)$ one that corresponds to the end point of the T -perturbation flow (4.28). For the minus sign in front of η the end multiplicities are the same as at the starting boundary condition. We get the same result for choosing the spectator to be $(-)$ that is the same as the initial boundary condition. Hence we see that this particular irrelevant perturbation, given by (4.31) with the minus sign, behaves like the end of the flow we observed in the flows beyond examples discussed above¹¹.

4.4 A maverick: Ising model with free spectator

In section 4.1 we reviewed a number of examples of flows beyond the fixed point. Locality would imply that the qualitative behaviour of these flows is independent of the choice of spectator boundary condition and indeed this is the case in the Tricritical Ising model. In the Ising model the reverse flows are observed in the Ramond sector. For the free spectator we start with two primary towers present in the UV theory: the identity and the ϵ -tower described by NS fermions. The multiplicities for low lying states up to level 8 are shown in Table 5.

Δ	0	1/2	1	3/2	2	5/2	3	7/2	4	9/2	5	11/2	6	13/2	7	15/2	8
\mathbb{I} - tower	1	0	0	0	1	0	1	0	2	0	2	0	3	0	3	0	5
ϵ - tower	0	1	0	1	0	1	0	1	0	2	0	2	0	3	0	4	0
$\mathbb{I}+\epsilon$ towers	1	1	0	1	1	1	1	1	2	2	2	2	3	3	3	4	5

Table 5: Multiplicities of NS fermions

¹¹The results are also similar whether we take positive or negative g .

For a reversed flow we would expect the asymptotic multiplicities to be the same as the starting ones – given by both Virasoro towers. The numerical results plotted on Figure 19 do not show this. Whilst we see that the IR fixed point is reached, with the correct multiplicities, there is a further rearrangement of the spectrum in the asymptotic regime where the multiplicities do not correspond to a Cardy boundary condition.

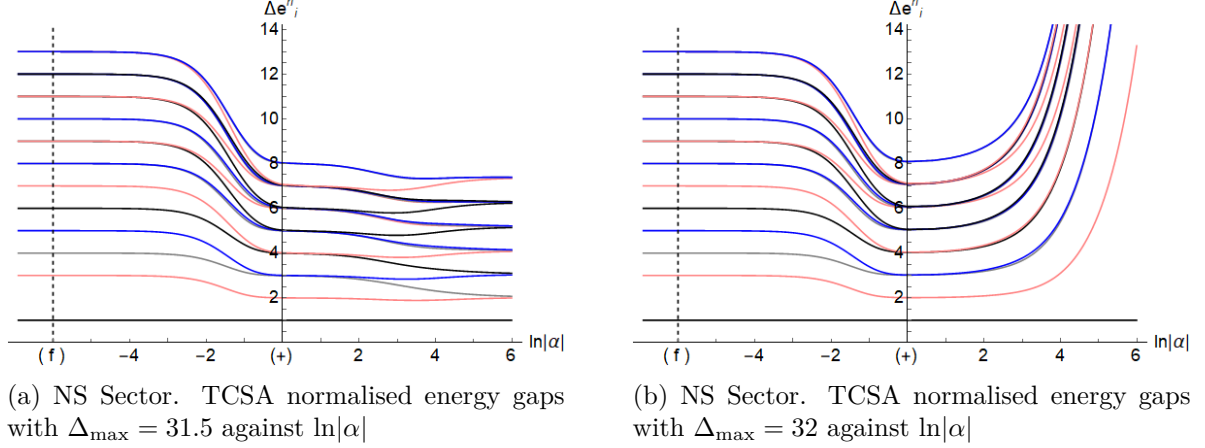


Figure 19

Moreover the asymptotic spectra depend on the truncation scheme, falling in two distinct patterns depending on whether Δ_{\max} is integer or half-integer. In particular the asymptotic vacuum state becomes doubly degenerate for integer Δ_{\max} while it is unique for half-integer Δ_{\max} . Whilst the flow certainly looks ‘deliberate’, any mechanism for understanding this behaviour is as yet unexplained.

The low lying asymptotic spectrum, although not described by a fixed point, can still be described in terms of the NS Virasoro towers¹². For half integer Δ_{\max} one should shift the weights in the ϵ -tower by $1/2$ and add this to the identity tower. For integer Δ_{\max} the asymptotic multiplicities can be obtained by shifting the weights in the ϵ -tower by $-1/2$ and adding it to the identity tower. The resulting multiplicities are illustrated in the two tables below.

Δ	0	1	2	3	4	5	6	7	8
\mathbb{I} - tower	1	0	1	1	2	2	3	3	5
ϵ - tower with weights shifted by $+1/2$	0	1	1	1	1	2	2	3	4
TCSA asymptotic multiplicities	1	1	2	2	3	4	5	6	9

Table 6: Observed multiplicities of the large coupling fixed point with half-integer Δ_{\max}

¹²We are grateful to G. Watts for this observation.

Δ	0	1	2	3	4	5	6	7	8
\mathbb{I} - tower	1	0	1	1	2	2	3	3	5
ϵ - tower with weights shifted by $-1/2$	1	1	1	1	2	2	3	4	5
TCSA asymptotic multiplicities	2	1	2	2	4	4	6	7	10

Table 7: Observed multiplicities of the large coupling fixed point with integer Δ_{\max}

This pattern of shifted towers leads us to think that the important characteristic of the truncation scheme is the difference between Δ_{\max}^1 – the maximal conformal weight in the truncated identity tower, and Δ_{\max}^ϵ – the maximal conformal weight in the truncated ϵ - tower. The difference $\Delta_{\max}^\epsilon - \Delta_{\max}^1$ is $-1/2$ when Δ_{\max} is integer and $+1/2$ when Δ_{\max} is half integer. We test this pattern further using generalised truncation schemes (1.5) in which we use arbitrary positive integers $N_{\max}^1, N_{\max}^\epsilon$ to truncate the descendants in each tower. For such schemes we introduce a parameter

$$d = |\Delta_{\max}^\epsilon - \Delta_{\max}^1| = |1/2 + N_{\max}^\epsilon - N_{\max}^1|. \quad (4.32)$$

Using schemes with different values of d we checked numerically that the asymptotic spectrum is described by shifting the weights of the tower with the larger value of Δ_{\max}^i by d units up. For illustration in Table 8 we give the asymptotic weights corresponding to the scheme with $N_{\max}^1 = 30$ and $N_{\max}^\epsilon = 31$ that has $d = 3/2$.

Δ	0	1	2	3	4	5	6	7	8
\mathbb{I} - tower	1	0	1	1	2	2	3	3	5
ϵ - tower with weights shifted by $+3/2$	0	0	1	1	1	1	2	2	3
TCSA asymptotic multiplicities	1	0	2	2	3	3	5	5	8

Table 8: observed multiplicities of the large coupling fixed point with $\Delta_{\max} = 31.5$, $\Delta^1 = 30$, $\Delta^\epsilon = 31.5$ and $d = 3/2$

For large values of the splitting parameter d the two towers become completely decoupled (as far as the low energy states are concerned). The plot on Fig. 20 shows the normalised energy gaps for the scheme with $N_{\max}^1 = 7$ and $N_{\max}^\epsilon = 21$ with $d = 14.5$.

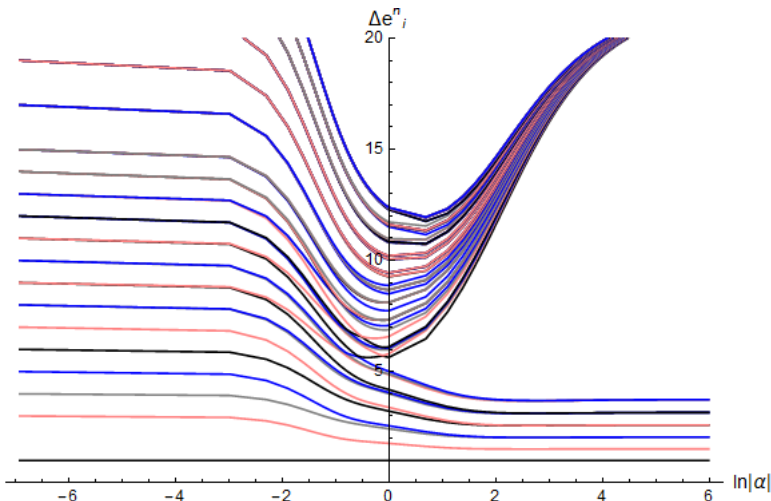


Figure 20: Δe_i^n against $\ln|\alpha|$ for free spectator, positive coupling and $N_{\max}^1 = 7$, $N_{\max}^\epsilon = 21$

In the asymptotic regime the flow is dominated by the interaction matrix. The perturbing term in (3.5) has a block structure with interacting terms coming only from the mixing of states between the two towers. Increasing the split between the two towers we remove matrix elements from the interaction. The multiplicities of the low lying spectrum match those of the smallest tower. The second tower is essentially decoupled from this low lying spectrum. The tight band of levels that are lifted in the asymptotic regime visible on the plot above corresponds to the zero eigenvalue of the interaction matrix. Its multiplicity is given by the difference between dimensions of the two truncated towers.

The split in energies between the two towers can be expected based on renormalisation group analysis of truncation effects introduced in [6]. As shown in [6] whenever a self coupling is present perturbatively, via a non-vanishing three-point function of the perturbing operator, as is the case in TIM, it gives the dominant truncation effect in the form of a coupling constant running with Δ_{\max} . In the Ising model such a self coupling is absent and it was shown in [7] that the leading truncation effect can be described via a coupling to a non-local operator: $(-1)^N$, where N is the free fermion number

$$N = \sum_{n=0}^{\infty} a_{n+1/2}^\dagger a_{n+1/2}. \quad (4.33)$$

It appears to be important to understand in general when the non-local operators are important for TCSA truncation effects. We hope to return to this question in future work.

4.5 Different truncation methods for TIM

Whenever we have more than one primary tower in the UV spectrum we can apply the truncation schemes (1.5). In the tricritical Ising model for the UV boundary condition (0+) and the spectator (d), the state space contains two Virasoro towers corresponding to the primaries σ and σ' . For the truncation schemes with $N^\sigma = 20$ and $N^{\sigma'} = 18, 19$ we

find that for positive coupling the flow gets close to the $(+)$ fixed point and that the flows beyond are susceptible to these changes in truncation scheme, with, in particular, some examples showing rearrangements in the multiplicities which do not correspond to a known fixed point. For negative coupling we obtain a picture qualitatively different from the simple truncation scheme. Past the first IR fixed point (0) we obtain a flow beyond to multiplicities that may not correspond to a known fixed point (see the plot below where the vacuum becomes degenerate). However, past this region the multiplicities rearrange further with the 3 low lying levels being the same as that describing the $(-)$ boundary condition that is the left end of the cascade of TCSA flows. On Figure 21 the reader can see a plot of energy gaps normalised by dividing them by $e_2 - e_0$.

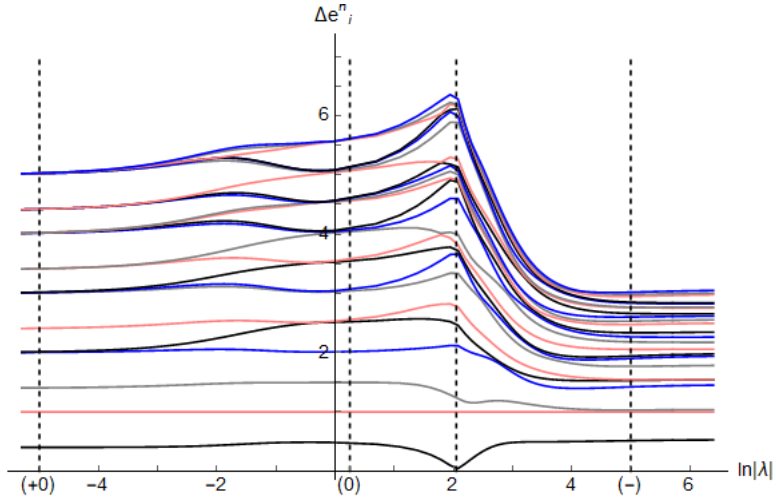


Figure 21: Normalised Energies (wrt E_2) in the perturbed TIM with (d) spectator for negative coupling. Respective truncation levels $N^\sigma = 20$, $N^{\sigma'} = 18$

The effects of increasing the split in truncation levels between the two towers are similar to the Ising model in the NS sector. However, some important differences do remain. In particular, while for some truncation schemes we pass through a point that cannot be identified as a fixed point, asymptotically we always recover the multiplicities of the $(-)$ fixed point for negative coupling. For positive coupling, the multiplicities of the $(+)$ fixed point are not always reached. For the simple truncation scheme governed by Δ_{\max} we always flow through identifiable fixed points. The difference with the Ising model can be explained by the absence in the latter of the self-coupling of the ϵ operator that would be responsible for the leading truncation effects [6].

5 Concluding remarks

In this section we attempt to summarise our investigations and point to various loose ends. In section 2 we offered a tentative explanation for why the leading truncation error is linear. It is desirable to understand this better, confirming or disproving that scenario. It would also be interesting to understand the subleading corrections and improve upon the numerical accuracy of the method.

In section 3 we studied numerically how TCSA behaves near the IR fixed point. We identified the leading truncation error in that region as a certain linear function. We designed two methods that subtract the leading error and extract a numerical approximation to the leading infrared exponent that is the dimension of the leading irrelevant operator along which the RG trajectory approaches the fixed point.

In section 4 we studied the behaviour of TCSA energy levels past the closest approach to the IR fixed point. There we observed, confirming prior work by other people, flows beyond where the energy levels rearrange their multiplicities passing through several discernible regimes. We investigated how these flows depend on the choice of the spectator boundary condition and on the choice of the truncation scheme. We presented examples of 3 types of behaviour: when the flow beyond arrives to a known fixed point, reversing a known RG flow; when the flow beyond arrives to a set of multiplicities not corresponding to any fixed point; when there is no flow beyond at all. We found that one scenario can be replaced by another when we change the truncation scheme and/or the spectator boundary condition. Our working hypothesis, discussed in section 2, is that the TCSA behaviour near the IR fixed point can be described by the continuum theory with a number of irrelevant *local* operators switched on. Based on this we described a possible scenario of how the flow beyond may originate, starting at the IR fixed point, via the leading irrelevant perturbation with the reversed sign of the coupling. The behaviour of the TCSA spectrum past the IR fixed point then depends heavily on the truncation scheme used. We were able to model the qualitative behaviour of TCSA flows beyond by adding higher dimension irrelevant perturbations to the leading one. The assumption of locality of an effective description remains essential in describing flows that pass or end at a physical fixed point. In some cases, like the boundary magnetic field perturbation in the Ising model with a free spectator, we observed a flow to an unphysical set of multiplicities. The fact that this depends on a choice of spectator boundary condition suggests that some non-local operators may be needed to describe TCSA corrections in such cases. This is corroborated by a perturbative calculation in that model [7]. It is important for future progress to understand theoretically in which cases the non-local operators are important and how to take them into account, or how to modify the truncation scheme to suppress their effects.

Acknowledgments

The authors are grateful to Gerard Watts for many stimulating discussions. A.K. wants to thank Gábor Takács for sharing his knowledge of TCSA.

A Dimensions of the truncated space

A.1 The Ising model

Tables 9 and 10 contain the dimensions of truncated physical space depending on Δ_{\max} for the fixed spectator and free spectators respectively.

Δ_{\max}	17	19	21	24	26	29	32	34	36	40
dimension of truncated space	207	307	447	762	1069	1739	2765	3725	4978	8697

Table 9: Dimensions of truncated spaces of Ramond fermions

Δ_{\max}	19.5	20	24.5	25	29.5	30	34.5	35	37.5	38
dimension of truncated space with even number of oscillators	214	260	534	632	1217	1426	2611	3019	4020	4629
dimension of truncated space with odd number of oscillators	236	236	581	581	1317	1317	2809	2809	4315	4315
total dimension of truncated space	450	496	1115	1213	2534	2743	5420	5828	8335	8944

Table 10: Dimensions of truncated spaces of NS fermions

A.2 The tricritical Ising model

Table 11 contains the dimensions of truncated physical space depending on Δ_{\max} for the (d) spectator in TIM.

Δ_{\max}	16	17	18	19	20
dimension of truncated space	848	1082	1373	1731	2170

Table 11: Dimensions of truncated spaces in the tricritical Ising model with (d) spectator

References

- [1] V. Yurov and Al. Zamolodchikov, *Truncated Conformal Space Approach To Scaling Lee-yang Model*, Int. J. Mod. Phys. **A5** (1990) 3221-3246.
- [2] V. Yurov and Al. Zamolodchikov, *Truncated fermionic space approach to the critical 2-D Ising model with magnetic field*, Int. J. Mod. Phys. **A6** (1991) 4557-4578.
- [3] M. Lässig, G. Mussardo, and J.L. Cardy, *The scaling region of the tricritical Ising model in two dimensions*, Nucl. Phys. **B348** (1991) 591.
- [4] P. Dorey, A. Pocklington, R. Tateo, and G. Watts, *TBA and TCSA with boundaries and excited states*, Nucl. Phys. **B525** (1998) 641; arXiv:hep-th/9712197.
- [5] G. Feverati, K. Graham, P. A. Pearce, G. Zs. Toth, and G. Watts, *A Renormalisation group for TCSA*, J. Stat. Mech. (2008) P03011; arXiv:hep-th/0612203.
- [6] G. Watts, *On the renormalisation group for the boundary Truncated Conformal Space Approach*, Nucl. Phys. **B859** (2012) 177-206; arXiv:1104.0225.
- [7] G. Watts, *unpublished*.
- [8] P. Giokas and G. Watts, *The renormalisation group for the truncated conformal space approach on the cylinder*, arXiv:1106.2448.
- [9] M. Hogervorst, S. Rychkov, and B. C. van Rees, *A Cheap Alternative to the Lattice?*, Phys. Rev. **D91** (2015) 025005; arXiv:1409.1581.
- [10] S. Rychkov, L. G. Vitale, *Hamiltonian Truncation Study of the Φ^4 Theory in Two Dimensions*, Phys. Rev. **D 91** (2015) 085011; arXiv:1412.3460.
- [11] J. Elias-Miro, S. Rychkov, L. G. Vitale, *NLO Renormalization in the Hamiltonian Truncation*, Phys. Rev. **D96** (2017) 065024; arXiv:1706.09929.
- [12] A. J. A. James, R. M. Konik, P. Lecheminant, N. J. Robinson, and A. M. Tsvelik, *Non-perturbative methodologies for low-dimensional strongly-correlated systems: From non-abelian bosonization to truncated spectrum methods*, Rep. Prog. Phys. **81** (2018) 046002; arXiv:1703.08421.
- [13] S. Ghoshal and A. Zamolodchikov, *Boundary S-Matrix and Boundary State in Two-Dimensional Integrable Quantum Field Theory*, Int. J. Mod. Phys. **A9** (1994) 3841-3886; Erratum-ibid. **A9** (1994) 4353; arXiv:hep-th/9306002.
- [14] R. Chatterjee and A. Zamolodchikov, *Local Magnetization in Critical Ising Model with Boundary Magnetic Field*, Mod. Phys. Lett. **A9** (1994) 2227; arXiv:hep-th/9311165.
- [15] R. Chatterjee, *Exact Partition Function and Boundary State of Critical Ising Model with Boundary Magnetic Field*, Mod. Phys. Lett. **A10** (1995) 973; arXiv:hep-th/9412169.

- [16] A. Konechny, *Ising model with a boundary magnetic field - an example of a boundary flow*, JHEP **0412** (2004) 058; arXiv:hep-th/0410210.
- [17] G. Z. Toth, *A study of truncation effects in boundary flows of the Ising model on a strip*, J. Stat. Mech. 0704 (2007) P04005; arXiv:hep-th/0612256.
- [18] G. Z. Toth, *Investigations in Two-Dimensional Quantum Field Theory by the Bootstrap and TCSA Methods*, arXiv:0707.0015.
- [19] A. Konechny, *Critical Ising Model with Boundary Magnetic Field: RG Interface and Effective Hamiltonians*, JHEP **04** (2019) 001; arXiv:1811.07599.
- [20] J. Cardy, *Boundary Conditions, Fusion Rules and the Verlinde Formula*, Nucl. Phys. **B324** (1989) 581-596.
- [21] I. Runkel, *Boundary structure constants for the A-series Virasoro minimal models*, Nucl.Phys. **B549** (1999) 563; arXiv:hep-th/9811178.
- [22] I. Affleck, *Edge Critical Behaviour of the 2-Dimensional Tri-critical Ising Model*, J. Phys. **A33** (2000) 6473; arXiv:cond-mat/0005286.
- [23] K. Graham and G. M. T. Watts, *Defect Lines and Boundary Flows*, JHEP **04** (2004) 019; arXiv:hep-th/0306167.
- [24] G. Feverati, E. Quattrini, and F. Ravanini, *Infrared Behaviour of Massless Integrable Flows entering the Minimal Models from ϕ_{31}* , Phys. Lett. **B374** (1996) 64; arXiv:hep-th/9512104.
- [25] I. Affleck and A.W.W. Ludwig, *Universal non integer ‘ground state degeneracy’ in critical quantum systems*, Phys. Rev. Lett **67** (1991) 161.
- [26] D. Friedan and A. Konechny, *Boundary entropy of one-dimensional quantum systems at low temperature*, Phys. Rev. Lett. **93** (2004) 030402; arXiv:hep-th/0312197.
- [27] F.A. Smirnov, A.B. Zamolodchikov, *On space of integrable quantum field theories*, Nucl. Phys. **B915** (2017) pp. 363-383; arXiv:1608.05499.
- [28] A. Cavaglià, S. Negro, I. M. Szécsényi, and R. Tateo, *$T\bar{T}$ -deformed 2D Quantum Field Theories*, JHEP **10** (2016) 112; arXiv:1608.05534.