

Two-sided matching markets with correlated random preferences

HUGO GIMBERT, Université de Bordeaux, LaBRI, CNRS, F-33400 Talence, France

CLAIRE MATHIEU, Université de Paris, IRIF, CNRS, F-75013 Paris, France

SIMON MAURAS, Université de Paris, IRIF, CNRS, F-75013 Paris, France

Stable matching in a community consisting of men and women is a classical combinatorial problem that has been the subject of intense theoretical and empirical study since its introduction in 1962 in a seminal paper by Gale and Shapley, who designed the celebrated “deferred acceptance” algorithm for the problem.

In the input, each participant ranks participants of the opposite type, so the input consists of a collection of permutations, representing the preference lists. A bipartite matching is unstable if some man-woman pair is blocking: both strictly prefer each other to their partner in the matching. Stability is an important economics concept in matching markets from the viewpoint of manipulability. The unicity of a stable matching implies non-manipulability, and near-unicity implies limited manipulability, thus these are mathematical properties related to the quality of stable matching algorithms.

This paper is a theoretical study of the effect of correlations on approximate manipulability of stable matching algorithms. Our approach is to go beyond worst case, assuming that some of the input preference lists are drawn from a distribution. Our model encompasses a discrete probabilistic process inspired by a popularity model introduced by Immorlica and Mahdian, that provides a way to capture correlation between preference lists. Approximate manipulability is approached from several angles : when all stable partners of a person have approximately the same rank; or when most persons have a unique stable partner. Another quantity of interest is a person’s number of stable partners. Our results aim to study stable matchings in a “beyond worst case” setting.

This work was done in part while one of the authors was visiting the Simons Institute for the Theory of Computing; and was partially funded by the grant ANR-19-CE48-0016 from the French National Research Agency (ANR).

1 INTRODUCTION

In the classical stable matching problem, a certain community consists of men and women (all heterosexual and monogamous) where each person ranks those of the opposite sex in accordance with his or her preferences for a marriage partner (possibly declaring some matches as unacceptable). Our objective is to marry off the members of the community in such a way that the established matching is *stable*, *i.e.* such that there is no *blocking pair*. A man and a woman who are not married to each other form a blocking pair if they prefer each other to their mates.

In their seminal paper, Gale and Shapley [GS62] designed the *men-proposing deferred acceptance* procedure, where men propose while women disposes. This algorithm always outputs a matching which is stable, optimal for men and pessimal for women (in terms of rank of each person's partner). By symmetry, there also exists a women-optimal/men-pessimal stable matching. Gale and Shapley's original motivation was the assignment of students to colleges, a setting to which the algorithm and results extend, and their approach was successfully implemented in many matching markets; see for example [APR05, APRS05, RP99, CEE⁺19].

However, there exists instances where the men-optimal and women-optimal stable matchings are different, and even extreme cases of instances in which every man/woman pair belongs to some stable matching. This raises the question of which matching to choose [Gus87, GI89] and of possible strategic behavior [DF81, Rot82, DGS87]. More precisely, if a woman lies about her preference list, this gives rise to new stable matchings, where she will be no better off than she would be in the true women-optimal matching. Thus, a woman can only gain from strategic manipulation up to the maximum difference between her best and worst partners in stable matchings. By symmetry, this also implies that the men proposing deferred acceptance procedure is strategy-proof for men (as they will get their best possible partner by telling the truth).

Fortunately, there is empirical evidence that in many instances, in practice the stable matching is essentially unique (a phenomenon often referred to as “core-convergence”); see for example [RP99, PS08, HHA10, BDGL13]. One of the empirical explanations for core-convergence given by Roth and Peranson in [RP99] is that the preference lists are correlated: *“One factor that strongly influences the size of the set of stable matchings is the correlation of preferences among programs and among applicants. When preferences are highly correlated (i.e., when similar programs tend to agree which are the most desirable applicants, and applicants tend to agree which are the most desirable programs), the set of stable matchings is small.”*

Following that direction of enquiry, we study the core-convergence phenomenon, in a model where preferences are stochastic. When preferences of women are strongly correlated, Theorem A shows that the expected difference of rank between each woman's worst and best stable partner is a constant, hence the incentives to manipulate are limited. If additionally the preferences of

men are uncorrelated, Theorem B shows that most women have a unique stable partner, and therefore have no incentives to manipulate. Finally, we study the number of stable partners: when preference lists are drawn from popularity distributions [IM15, KP09, ABTZ21], Theorem C and D give logarithmic upper-bounds on the number of stable partners, matching the lower bound when preferences are uniformly random [KMP90, Pit92].

1.1 Definitions and main theorems

Matchings. Let $\mathcal{M} = \{m_1, \dots, m_M\}$ be a set of M men, $\mathcal{W} = \{w_1, \dots, w_W\}$ be a set of W women, and $N = \min(M, W)$. In a matching, each person is either single, or matched with someone of the opposite sex. Formally, we see a matching as a function $\mu : \mathcal{M} \cup \mathcal{W} \rightarrow \mathcal{M} \cup \mathcal{W}$, which is self-inverse ($\mu^2 = \text{Id}$), where each man m is paired either with a woman or himself ($\mu(m) \in \mathcal{W} \cup \{m\}$), and symmetrically, each woman w is paired with a man or herself ($\mu(w) \in \mathcal{M} \cup \{w\}$).

Preference lists. Each person declares which members of the opposite sex they find acceptable, then gives a strictly ordered preference list of those members. Preference lists are *complete* when no one is declared unacceptable. Formally, we represent the preference list of a man m as a total order $>_m$ over $\mathcal{W} \cup \{m\}$, where $w >_m m$ means that man m finds woman w acceptable, and $w >_m w'$ means that man m prefers woman w to woman w' . Similarly we define the preference list $>_w$ of woman w .

Stability. A man-woman pair (m, w) is blocking a matching μ when $m >_w \mu(w)$ and $w >_m \mu(m)$. Abusing notations, observe that μ matches a person p with an unacceptable partner when p would prefer to remain single, that is when the pair (p, p) is blocking. A matching with no blocking pair is stable. A stable pair is a pair which belongs to at least one stable matching

Random preferences. We consider a model where each person's set of acceptable partners is deterministic, and orderings of acceptable partners are drawn independently from *regular* distributions. When unspecified, someone's acceptable partners and/or their ordering is *adversarial*, that is chosen by an adversary who knows the input model but does not know the outcome of the random coin flips.

Definition 1 (Regular distribution). A distribution of preferences lists is **regular** when for every sequence of acceptable partners a_1, \dots, a_k we have $\mathbb{P}[a_1 > a_2 \mid a_2 > \dots > a_k] \leq \mathbb{P}[a_1 > a_2]$.

Intuitively, knowing that a_2 is ranked well only decreases the probability that a_1 beats a_2 . Most probability distributions that have been studied are regular. In particular, sorting acceptable partners by scores (drawn independently from distributions on \mathbb{R}), yields a regular distribution. As an example of regular distribution, we study popularity preferences, introduced by Immorlica and Madhian [IM15].

Definition 2 (Popularity preferences). When a woman w has *popularity preferences*, she gives a positive popularity $\mathcal{D}_w(m)$ to each acceptable partner m . We see \mathcal{D}_w as a distribution over her acceptable partners, scaled so that it sums to 1. She uses this distribution to draw her favourite partner, then her second favourite, and so on until her least favourite partner.

The following Theorem shows that under some assumptions every woman gives approximately the same rank to all of her stable partners.

Theorem A. *Assume that each woman independently draws her preference list from a regular distribution. The men's preference lists are arbitrary. Let u_k be an upper bound on the odds that man m_{i+k} is ranked before man m_i :*

$$\forall k \geq 1, \quad u_k = \max_{w,i} \left\{ \frac{\mathbb{P}[m_{i+k} \succ_w m_i]}{\mathbb{P}[m_i \succ_w m_{i+k}]} \mid w \text{ finds both } m_i \text{ and } m_{i+k} \text{ acceptable} \right\}$$

Then for each woman with at least one stable partner, in expectation all of her stable partners are ranked within $(1 + 2 \exp(\sum_{k \geq 1} k u_k)) \sum_{k \geq 1} k^2 u_k$ of one another in her preference list.

Theorem A is most relevant when the women's preference lists are strongly correlated, that is, when every woman's preference list is "close" to a single ranking $m_1 \succ m_2 \succ \dots \succ m_M$. This closeness is measured by the odds that in some ranking, some man is ranked ahead of a man who, in the ranking $m_1 \succ m_2 \succ \dots \succ m_M$, would be k slots ahead of him.

We detail below three examples of applications, where the expected difference of ranks between each woman's best and worst partners is $O(1)$, and thus her incentives to misreport her preferences are limited.

- *Identical preferences.* If all women rank their acceptable partners using a master list $m_1 \succ m_2 \succ \dots \succ m_M$, then all u_k 's are equal to 0. Then Theorem A states that each woman has a unique stable husband, a well-known result for this type of instances.
- *Preferences from identical popularities.* Assume that women have popularity preferences (Definition 2) and that each woman gives man m_i popularity 2^{-i} . Then $u_k = 2^{-k}$ and the expected rank difference is at most $O(1)$.
- *Preferences from correlated utilities.* Assume that women have similar preferences: each woman w gives man m_i a score that is the sum of a common value i and an idiosyncratic value η_i^w which is normally distributed with mean 0 and variance σ^2 ; she then sorts men by increasing scores. Then $u_k \leq \max_{w,i} \{2 \cdot \mathbb{P}[\eta_i^w - \eta_{i+k}^w > k]\} \leq 2e^{-(k/2\sigma)^2}$ and the expected rank difference, by a short calculation, is at most $4\sqrt{\pi}\sigma^3(1 + 2e^{4\sigma^2}) = O(1)$.

A stronger notion of approximate incentive compatibility is near-unicity of a stable matching, meaning that most persons have either no or one unique stable partner, and thus have no incentive to misreport their preferences. When does that hold? One answer is given by Theorem B.

Theorem B. *Assume that each woman independently draws her preference list from a regular distribution. Let u_k be an upper bound on the odds that man m_{i+k} is ranked before man m_i :*

$$\forall k \geq 1, \quad u_k = \max_{w,i} \left\{ \frac{\mathbb{P}[m_{i+k} \succ_w m_i]}{\mathbb{P}[m_i \succ_w m_{i+k}]} \mid w \text{ finds both } m_i \text{ and } m_{i+k} \text{ acceptable} \right\}$$

Further assume that all preferences are complete, that $u_k = \exp(-\Omega(k))$, and that men have uniformly random preferences. Then, in expectation the fraction of persons who have multiple stable partners converges to 0.

Notice that in the three examples of Theorem A, the sequence $(u_k)_{k \geq 1}$ is exponentially decreasing. The assumptions of Theorem B are minimal in the sense that removing one would bring us back to a case where a constant fraction of woman have multiple stable partners.

- *Preference lists of women.* If we remove the assumption that u_k is exponentially decreasing, the conclusion no longer holds: consider a balanced market balanced ($M = W$) in which both men and women have complete uniformly random preferences; then most women have $\sim \ln N$ stable husbands [KMP90, Pit92]
- *Preference lists of men.* Assume that men have random preference built as follows: starting from the ordering w_1, w_2, \dots, w_M , each pair (w_{2i-1}, w_{2i}) is swapped with probability 1/2, for all i . A symmetric definition for women's preferences satisfy the hypothesis of Theorem B, with $u_1 = 1$ and $u_k = 0$ for all $k \geq 2$. Then there is a 1/8 probability that men m_{2i-1} and m_{2i} are both stable partners of women w_{2i-1} and w_{2i} , for all i , hence a constant expected fraction of persons with multiple stable partners.
- *Incomplete preferences.* Consider a market divided in groups $\{m_{2i-1}, m_{2i}, w_{2i-1}, w_{2i}\}$, where a man and a woman are mutually acceptable if they belong to the same group. Once again, with constant probability, m_{2i-1} and m_{2i} are both stable partners of women w_{2i-1} and w_{2i} .

One of the basic results in the study of stable matchings beyond worst case, initiated by Knuth Motwani and Pittel, concerns the number of stable husbands when all preference lists are uniformly random [KMP90].

Theorem C. *Let w be a woman. Assume that w has popularity preferences defined by \mathcal{D}_w and that she has at least one stable partner. The preference lists of the men and of the women other than w are arbitrary. Then*

$$\mathbb{E}[\text{Number of stable husbands of } w] \leq 1 + \ln d_w + \mathbb{E} \left[\ln \frac{\mathcal{D}_w(\mu_{\mathcal{W}}(w))}{\mathcal{D}_w(\mu_{\mathcal{M}}(w))} \right],$$

where d_w denotes the number of acceptable husbands of w , $\mu_{\mathcal{M}}(w)$ is her worst stable partner and $\mu_{\mathcal{W}}(w)$ is her best stable partner.

Theorem C generalizes the following bound from [KMP90, Pit92]: assume that N men and N women have complete uniformly random preference lists (“uncorrelated preferences”); then the expected number of stable pairs is asymptotically equivalent to $N \ln N$.

Corollary 3. *In both settings (1) and (2), the expected number of stable pairs is at most $N(1 + \ln N)$*

- (1) *Assume that women have popularity preferences and that each man m has an intrinsic popularity $\mathcal{D}(m)$, such that if woman w finds man m acceptable then $\mathcal{D}_w(m) = \mathcal{D}(m)$.*
- (2) *Assume that men and women have symmetric popularity preferences, such that if man m and woman w are mutually acceptable then $\mathcal{D}_m(w) = \mathcal{D}_w(m)$.*

Intrinsic popularities model “one-sided” correlations, for example when all women agree that some men are more popular. Symmetric popularities model “cross-sided” correlations, for example when men and women prefer partners with whom they share some centers of interest. Both intrinsic popularities and symmetric popularities generalizes the uniform case. The upper bound from Corollary 3 matches the bound from [Pit92], implying that uncorrelated preferences are a worst case situation up to lower order terms: correlations reduce the number of stable pairs.

PROOF. For the purpose of this introduction, we assume that $M = W$ and that everyone has complete preferences, which implies that everyone is matched in all stable matchings. The proof without this assumption is more technical and can be found in Appendix D. In both settings (1) and (2), Theorem C can be applied for each woman, therefore

$$\mathbb{E}[\text{nb of stable pairs}] \leq N(1 + \ln N) + \mathbb{E}[\sum_{w \in \mathcal{W}} \ln \mathcal{D}_w(\mu_{\mathcal{W}}(w)) - \sum_{w \in \mathcal{W}} \ln \mathcal{D}_w(\mu_{\mathcal{M}}(w))].$$

In setting (1) both sums are equal to $\sum_{m \in \mathcal{M}} \ln \mathcal{D}(m)$, thus their difference is equal to 0, concluding the proof. In setting (2), we swap the roles of men and women, and apply Theorem C for each man,

$$\mathbb{E}[\text{nb of stable pairs}] \leq N(1 + \ln N) + \mathbb{E}[\sum_{m \in \mathcal{M}} \ln \mathcal{D}_m(\mu_{\mathcal{M}}(m)) - \sum_{m \in \mathcal{M}} \ln \mathcal{D}_m(\mu_{\mathcal{W}}(m))].$$

Now, observe that for every matching μ we have $\sum_{w \in \mathcal{W}} \ln \mathcal{D}_w(\mu(w)) = \sum_{m \in \mathcal{M}} \ln \mathcal{D}_m(\mu(m))$, thus summing the two formula concludes the proof. \square

Recall that the upper bound from Theorem C depends on a ratio of popularities. When w has complete popularity preferences and each man m_i has popularity 0.99^i , the ratio is at most 0.99^{-M} , thus at most $\approx 1\%$ of men are stable husbands of w . In Appendix C, we show that this 1% upper bound is tight in the worst case.

When everyone has popularity preferences, the following theorem provides an improved upper bound on the popularity ratio between the stable husbands of a woman. The bound depends on how uniform the preferences of men are (parameter $R_{\mathcal{M}}$, the maximal ratio between the popularities of two distinct women for a given man) and how similar the preferences of women are

(parameter $Q_{\mathcal{W}}$, the maximal ratio between the popularities of two distinct men for two distinct women). The parameter $R_{\mathcal{M}}$ is small when the preferences of every man among women are close to be uniform; they are actually uniform when $R_{\mathcal{M}} = 1$. The parameter $Q_{\mathcal{W}}$ is close to 1 when women tend to agree on the relative popularities of men. In case men have intrinsic popularities, like in setting (1) of Corollary 3, then $Q_{\mathcal{W}} = 1$.

Theorem D. *Assume that men and women have popularity preferences. Denote*

$$R_{\mathcal{M}} = \max_{\substack{m \in \mathcal{M} \\ w_0, w_1 \in \mathcal{W}}} \frac{\mathcal{D}_m(w_0)}{\mathcal{D}_m(w_1)} \quad Q_{\mathcal{W}} = \max_{\substack{w_0, w_1 \in \mathcal{W} \\ m_0, m_1 \in \mathcal{M}}} \frac{\mathcal{D}_{w_0}(m_0)}{\mathcal{D}_{w_0}(m_1)} \cdot \frac{\mathcal{D}_{w_1}(m_1)}{\mathcal{D}_{w_1}(m_0)}.$$

Let w be a woman. Then with probability $\geq (1 - \frac{2}{N^2})$ the popularity ratio (for w) between any two stable husbands of w is no more than $(N^5 \cdot Q_{\mathcal{W}})^{1 + \frac{4 \ln(N)(1 + \log_2(N))}{\ln(1 + 1/R_{\mathcal{M}})}}$.

From this upper-bound bound on the popularities of stable husbands, one derives an upper-bound on the expected number of stable husbands.

Corollary 4. *Assume that men and women have popularity preferences. The expected number of stable husbands of any woman w is bounded by $O\left(\frac{\ln(Q_{\mathcal{W}})}{\ln(1 + \frac{1}{R_{\mathcal{M}}})} \ln^3(N)\right)$.*

Corollary 4 is most relevant when $R_{\mathcal{M}}$ and $Q_{\mathcal{W}}$ are not too large: the bound is polylog in N as long as $R_{\mathcal{M}}$ is polylog in N and $Q_{\mathcal{W}}$ is polynomial in N .

In the extreme case where both $R_{\mathcal{M}} = 1$ and $Q_{\mathcal{M}} = 1$, by symmetry all women have the same expected number of stable husbands; and Corollary 3 shows that this number is $\ln(N)$ while Corollary 4 provides a looser upper-bound of $\ln^3(N)$.

1.2 Related work

Analyzing instances that are less far-fetched than in the worst case is the motivation underlying the model of stochastically generated preference lists. A series of papers [Pit89, KMP90, Pit92, PSV07, LP09] study the model where N men and N women have complete uniformly random preferences. Asymptotically, and in expectation, the total number of stable matchings is $\sim e^{-1} N \ln N$, in which a fixed woman has $\sim \ln N$ stable husbands, where her best stable husband has rank $\sim \ln N$ and her worst stable husband has rank $\sim N/\ln N$. Theorem C and its proof extend the upper-bound on the number of stable husbands from [KMP90].

The first theoretical explanations of the “core-convergence” phenomenon were given in [IM15] and [AKL17], in variations of the standard uniform model. Immorlica and Mahdian [IM15] consider the case where men have constant size random preferences (truncated popularity preferences). Ashlagi, Kanoria and Leshno [AKL17], consider slightly unbalanced matching markets

($M < W$). Both articles prove that the fraction of persons with several stable partners tends to 0 as the market grows large. Theorem B and its proof incorporate ideas from those two papers.

Beyond strong “core-convergence”, where most agents have a unique stable partner, one can bound the utility gain by manipulating a stable mechanism. Lee [Lee16] considers a model with random cardinal utilities, and shows that agents receive almost the same utility in all stable matchings. Kanoria, Min and Qian [KMQ21], and Ashlagi, Braverman, Thomas and Zhao [ABTZ21] study the rank of each person’s partner, under the men and women optimal stable matchings, as a function of the market imbalance and the size of preference lists [KMQ21], or as a function of each person’s (bounded) popularity [ABTZ21]. Theorem A can be compared with such results.

Beyond one-to-one matchings, school choice is an example of many-to-one markets. Kojima and Pathak [KP09] generalize results from [IM15] and prove that most schools have no incentives to manipulate. Azevedo and Leshno [AL16] show that large markets converge to a unique stable matching in a model with a continuum of students. To counter balance those findings, Biró, Hassidim, Romm and Shorer [BHR⁺20], and Rheingans-Yoo [RYS20] argue that socioeconomic status and geographic preferences might undermine core-convergence, thus some incentives remain in such markets.

2 STRONGLY CORRELATED PREFERENCES: PROOF OF THEOREM A

Theorem A. *Assume that each woman independently draws her preference list from a regular distribution. The men’s preference lists are arbitrary. Let u_k be an upper bound on the odds that man m_{i+k} is ranked before man m_i :*

$$\forall k \geq 1, \quad u_k = \max_{w,i} \left\{ \frac{\mathbb{P}[m_{i+k} \succ_w m_i]}{\mathbb{P}[m_i \succ_w m_{i+k}]} \mid w \text{ finds both } m_i \text{ and } m_{i+k} \text{ acceptable} \right\}$$

Then for each woman with at least one stable partner, in expectation all of her stable partners are ranked within $(1 + 2 \exp(\sum_{k \geq 1} k u_k)) \sum_{k \geq 1} k^2 u_k$ of one another in her preference list.

In subsection 2.1, we define a partition of stable matching instances into *blocks*. For strongly correlated instances, blocks provide the structural insight to start the analysis: in Lemma 11, we use them to upper-bound the difference of ranks between a woman’s worst and best stable partners by the sum of (1) the number x of men coming from other blocks and who are placed between stable husbands in the woman’s preference list, and (2) the block size.

The analysis requires a delicate handling of conditional probabilities. In subsection 2.2, we explain how to condition on the men-optimal stable matching, when preferences are random.

Subsection 2.3 analyzes (1). The men involved are out of place compared to their position in the ranking $m_1 > \dots > m_M$, and the odds of such events can be bounded, thanks to the assumption that distributions of preferences are regular. Our main technical lemma there is Lemma 13.

Subsection 2.4 analyzes (2), the block size by first giving a simple greedy algorithm (Algorithm 2) to compute a block. Each of the two limits of a block is computed by a sequence of “jumps”, so the total distance traveled is a sum of jumps which, thanks to Lemma 13 again, can be stochastically dominated by a sum X of independent random variables (see Lemma 17); thus it all reduces to analyzing X , a simple mathematical exercise (Lemma 18).

Finally, subsection 2.5 combines the Lemmas previously established to prove Theorem A.

Our analysis builds on Theorems 5 and 6, two fundamental and well-known results.

Theorem 5 (Adapted from [GS62]). *Algorithm 1 outputs a stable matching μ_M in which every man (resp. woman) has his best (resp. her worst) stable partner. Symmetrically, there exists a stable matching μ_W in which every woman (resp. man) has her best (resp. his worst) stable partner.*

Theorem 6 (Adapted from [GS85]). *Each person is either matched in all stable matchings, or single in all stable matchings. In particular, a woman is matched in all stable matchings if and only if she received at least one acceptable proposal during Algorithm 1.*

Algorithm 1 Men Proposing Deferred Acceptance.

Input: Preferences of men $(\succ_m)_{m \in M}$ and women $(\succ_w)_{w \in W}$.

Initialization : Start with an empty matching μ .

While a man m is single and has not proposed to every woman he finds acceptable, **do**
 m proposes to his favorite woman w he has not proposed to yet.

If m is w ’s favorite acceptable man among all proposals she received,
 w accepts m ’s proposal, and rejects her previous husband if she was married.

Output: Resulting matching.

2.1 Separators and blocks

In this subsection, we define the block structure underlying our analysis.

Definition 7 (separator). *A separator is a set $S \subseteq M$ of men such that in the men-optimal stable matching μ_M , each woman married to a man in S prefers him to all men outside S :*

$$\forall w \in \mu_M(S) \cap W, \quad \forall m \in M \setminus S, \quad \mu_M(w) \succ_w m$$

Lemma 8. *Given a separator $S \subseteq M$, every stable matching matches S to the same set of women.*

PROOF. Let $w \in \mu_M(S)$ and let m be the partner of w in some stable matching. Since μ_M is the woman-pessimal stable matching by Theorem 5, w prefers m to $\mu_M(w)$. By definition of separators, that implies that $m \in S$. Hence, in every stable matching μ , women of $\mu_M(S)$ are matched to men in S . By a cardinality argument, men of S are matched by μ to $\mu_M(S)$. \square

Definition 9 (prefix separator, block). A *prefix separator* is a separator S such that $S = \{m_1, m_2, \dots, m_t\}$ for some $0 \leq t \leq N$. Given a collection of $b + 1$ prefix separators $S_i = \{m_1, \dots, m_{t_i}\}$ with $0 = t_0 < t_1 < \dots < t_b = N$, the i -th *block* is the set $B_i = S_{t_i} \setminus S_{t_{i-1}}$ with $1 \leq i \leq b$.

Abusing notations, we will denote S as the prefix separator t and B as the block $(t_{i-1}, t_i]$.

Lemma 10. *Given a block $B \subseteq \mathcal{M}$, every stable matching matches B to the same set of women.*

PROOF. B equals $S_{t_i} \setminus S_{t_{i-1}}$ for some i . Applying Lemma 8 to S_{t_i} and to $S_{t_{i-1}}$ proves the Lemma. \square

Lemma 11. *Consider a woman w_n who is matched by $\mu_{\mathcal{M}}$ and let $B = (l, r]$ denote her block. Let x denote the number of men from a better block that are ranked by w_n between a man of B and m_n :*

$$x = |\{i \leq l \mid \exists j > l, m_j \succ_{w_n} m_i \succ_{w_n} m_n\}|.$$

Then in w_n 's preference list, the difference of ranks between w_n 's worst and best stable partners is at most $x + r - l - 1$.

PROOF. Since $\mu_{\mathcal{M}}$ is woman-pessimal by Theorem 5, m_n is the last stable husband in w_n 's preference list. Let m_j denote her best stable husband.

In w_n 's preference list, the interval from m_j to m_n contains men from her own block, plus possibly some additional men. Such a man m_i comes from outside her block $(l, r]$ and she prefers him to m_n : since r is a prefix separator, we must have $i \leq l$. Thus x counts the number of men who do not belong to her block but who in her preference list are ranked between m_j and m_n .

On the other hand, the number of men who belong to her block and who in her preference list are ranked between m_j and m_n (inclusive) is at most $r - l$.

Together, the difference of ranks between w_n 's worst and best stable partners is at most $x + (r - l) - 1$. See Figure 1 for an illustration. \square

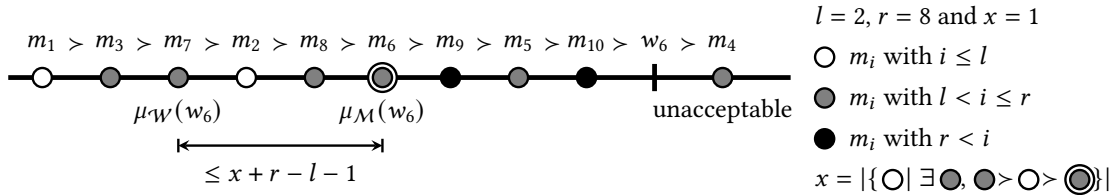


Fig. 1. Preference list of w_n , with $n = 6$. The block of w_n is defined by a left separator at $l = 2$ and a right separator at $r = 8$. Colors white, gray and black corresponds to blocks, and are defined in the legend. All stable partners of w_n must be gray. Men in black are all ranked after $m_n = \mu_{\mathcal{M}}(w_n)$. The difference in rank between w_n 's worst and best partner is at most the number of gray men (here $r - l = 6$), minus 1, plus the number of white men ranked after a gray man and before m_n (here $x = 1$).

2.2 Conditioning on the man optimal stable matching when preferences are random

We study the case where each person draws her preference list from an arbitrary distribution. The preference lists are random variables, that are independent but not necessarily identically distributed.

Intuitively, we use the *principle of deferred decision* and construct preference lists in an online manner. By Theorem 5 the man-optimal stable matching μ_M is computed by Algorithm 1, and the remaining randomness can be used for a stochastic analysis of each person's stable partners. To be more formal, we define a random variable \mathcal{H} , and inspection of Algorithm 1 shows that \mathcal{H} contains enough information on each person's preferences to run Algorithm 1 deterministically.

Definition 12. Let $\mathcal{H} = (\mu_M, (\sigma_m)_{m \in M}, (\pi_w)_{w \in W})$ denote the random variable consisting of (1) the man-optimal stable matching μ_M , (2) each man's ranking of the women he prefers to his partner in μ_M , and (3) each woman's ranking of the men who prefer her to their partner in μ_M .

2.3 Analyzing the number x of men from other blocks

Lemma 13. Recall the sequence $(u_k)_{k \geq 1}$ defined in the statement of Theorem A:

$$\forall k \geq 1, \quad u_k = \max_{w, i} \left\{ \frac{\mathbb{P}[m_{i+k} \succ_w m_i]}{\mathbb{P}[m_i \succ_w m_{i+k}]} \mid w \text{ finds both } m_i \text{ and } m_{i+k} \text{ acceptable} \right\}$$

Let w be a woman. Given a subset of her acceptable men and a ranking of that subset $a_1 \succ_w \dots \succ_w a_p$, we condition on the event that in w 's preference list, $a_1 \succ_w \dots \succ_w a_p$ holds. Let $m_i = a_1$ be w 's favorite man in that subset. Let J_i be a random variable, equal to the highest $j \geq i$ such that woman w prefers m_j to m_i . Formally, $J_i = \max\{j \geq i \mid m_j \succeq_w m_i\}$. Then, for all $k \geq 1$, we have

$$\mathbb{P}[J_i < i + k \mid J_i < i + k + 1] \geq \exp(-u_k), \quad \text{and} \quad \mathbb{P}[J_i < i + k] \geq \exp(-\sum_{\ell \geq k} u_\ell).$$

PROOF. J_i is determined by w 's preference list. We construct w 's preference list using the following algorithm: initially we know her ranking σ_A of the subset $A = \{a_1, a_2, \dots, a_p\}$ of acceptable men, and $m_i = a_1$ is her favorite among those. For each j from N to i in decreasing order, we insert m_j into the ranking according to the distribution of w 's preference list, stopping as soon as some m_j is ranked before m_i (or when $j = i$ is that does not happen). Then the step $j \geq i$ at which this algorithm stops equals J_i .

To analyze the algorithm, observe that at each step $j = N, N - 1, \dots$, we already know w 's ranking of the subset $S = \{m_{j+1}, \dots, m_N\} \cup \{a_1, \dots, a_p\} \cup \{\text{men who are not acceptable to } w\}$. If m_j is already in S , w prefers m_i to m_j , thus the algorithm continues and $J_i < j$. Otherwise the algorithm inserts m_j into the existing ranking: by definition of regular distributions (Definition 1), the probability that m_j beats m_i given the ranking constructed so far is at most the unconditional probability $\mathbb{P}[m_j \succ_w m_i]$.

$$\mathbb{P}[J_i < j \mid w\text{'s partial ranking at step } j] \geq 1 - \mathbb{P}[m_j \succ_w m_i].$$

By definition of u_{j-i} , we have $1 - \mathbb{P}[m_j \succ_w m_i] = \left(1 + \frac{\mathbb{P}[m_j \succ_w m_i]}{\mathbb{P}[m_i \succ_w m_j]}\right)^{-1} \geq (1 + u_{j-i})^{-1} \geq \exp(-u_{j-i})$.

Summing over all rankings σ_S of S that are compatible with σ_A and with $J_i \leq j$,

$$\mathbb{P}[J_i < j \mid J_i \leq j] = \sum_{\substack{\sigma_S \text{ compatible with} \\ J_i \leq j \text{ and with } \sigma_A}} \mathbb{P}[\sigma_S \mid \sigma_A] \cdot \mathbb{P}[J_i < j \mid \sigma_S] \geq \sum_{\sigma_S} \mathbb{P}[\sigma_S \mid \sigma_A] \cdot \exp(-u_{j-i}) = \exp(-u_{j-i}).$$

Finally, $\mathbb{P}[J_i < j] = \prod_{\ell=j}^N \mathbb{P}[J_i < \ell \mid J_i \leq \ell] \geq \prod_{k \geq j-i} \exp(-u_k) = \exp(-\sum_{k \geq j-i} u_k)$. \square

Recall from Lemma 11 that $r - l - 1 + x$ is an upper bound on the difference of rank of woman w_n 's worst and best stable husbands. We first bound the expected value of the random variable x defined in Lemma 11.

Lemma 14. *Given a woman w_n , define the random variable x as in Lemma 11: conditioning on \mathcal{H} , $x = |\{i \leq l \mid \exists j > l, m_j >_{w_n} m_i >_{w_n} m_n\}|$ is the number of men in a better block, who can be ranked between w_n 's worst and best stable husbands. Then $\mathbb{E}[x] \leq \sum_{k \geq 1} k u_k$.*

PROOF. Start by conditioning on \mathcal{H} , and let $m_n = a_1 >_w a_2 >_w \dots >_w a_p$ be w_n 's ranking of men who prefer her to their partner in μ_M . We draw the preference lists of each woman w_i with $i < n$, and use Algorithm 2 to compute the value of l .

For each $i \leq l$, we proceed as follows. If $m_n >_{w_n} m_i$, then m_i cannot be ranked between w_n 's worst and best stable partners. Otherwise, we are in a situation where $m_i >_{w_n} a_1 >_{w_n} \dots >_{w_n} a_p$. Using notations from Lemma 13, w prefers m_i to all m_j with $j > l$ if and only if $J_i < l + 1$. By Lemma 13 this occurs with probability at least $\exp(-\sum_{k \geq l+1-i} u_k)$. Thus

$$\mathbb{P}[\exists j > l, m_j >_{w_n} m_i >_{w_n} m_n \mid \mathcal{H}, l] \leq 1 - \exp(-\sum_{k \geq l+1-i} u_k) \leq \sum_{k \geq l+1-i} u_k.$$

Summing this probability for all $i \leq l$, we obtain $\mathbb{E}[x \mid \mathcal{H}, l] \leq \sum_{i \leq l} \sum_{k \geq l+1-i} u_k \leq \sum_{k \geq 1} k u_k$. \square

2.4 Analyzing the block size

Lemma 15. *Consider w_n who is matched by μ_M . Then Algorithm 2 outputs the block containing w_n .*

PROOF. Algorithm 2 is understood most easily by following its execution on Figure 2. Algorithm 2 applies a right-to-left greedy method to find the largest prefix separator l which is $\leq n - 1$. By definition of prefix separators, a witness that some t is not a prefix separator is a pair (m_j, w_i) where $j > t \geq i$ and woman w_i prefers man m_j to her partner: $m_j >_{w_i} m_i$. Then the same pair also certifies that no $t' = t, t - 1, t - 2, \dots, i$ can be a prefix separator either, so the algorithm jumps to $i - 1$ and looks for a witness again. When there is no witness, a prefix separator has been found, thus l is the largest prefix separator $\leq n - 1$. Similarly, Algorithm 2 computes the smallest prefix separator r which is $\geq n$. Thus, by definition of blocks, $(l, r]$ is the block containing w_n . \square

Algorithm 2 Computing a block**Initialization:**

Compute the man optimal stable matching μ_M .

Relabel women so that w_i denotes the wife of m_i in μ_M .

Pick a woman w_n who is married in μ_M .

Left prefix separator: initialize $l \leftarrow n - 1$

while there exists $i \leq l$ and $j > l$ such that $m_j \succ_{w_i} m_i$:

$l \leftarrow \min\{i \leq l \mid \exists j > l, m_j \succ_{w_i} m_i\} - 1$.

Right prefix separator: initialize $r \leftarrow n$.

while there exists $j > r$ and $i \leq r$ such that $m_j \succ_{w_i} m_i$:

$r \leftarrow \max\{j > r \mid \exists i \leq r, m_j \succ_{w_i} m_i\}$.

Output: $(l, r]$.

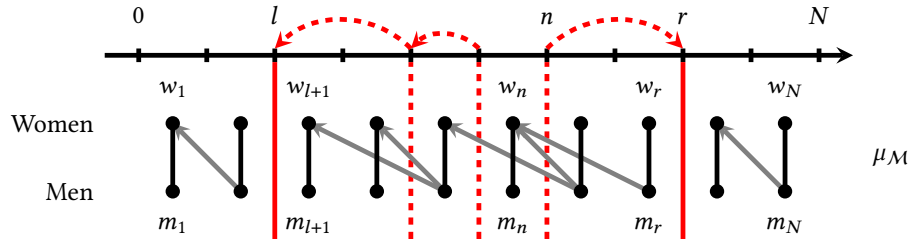


Fig. 2. Computing the block containing woman w_n . The vertical black edges correspond to the men-optimal stable matching μ_M . There is a light gray arc (m_j, w_i) if $j > i$ and woman w_i prefers man m_j to her partner: $m_j \succ_{w_i} m_i$. The prefix separators correspond to the solid red vertical lines which do not intersect any gray arc. Algorithm 2 applies a right-to-left greedy method to find the largest prefix separator l which is $\leq n - 1$, jumping from dashed red line to dashed red line, and a similar left-to-right greedy method again to find the smallest prefix separator r which is $\geq n$. This determines the block $(l, r]$ containing n .

Definition 16. Let X be the random variable defined as follows. Let $(\Delta_t)_{t \geq 0}$ denote a sequence of i.i.d.r.v.'s taking non-negative integer values with the following distribution:

$$\forall \delta > 0, \quad \mathbb{P}[\Delta_t < \delta] = \exp(-\sum_{k \geq \delta} k u_k)$$

Then $X = \Delta_0 + \Delta_1 + \dots + \Delta_{T-1}$, where T is the first $t \geq 0$ such that $\Delta_t = 0$.

The proofs of the following Lemmas can be found in Appendix A.

Lemma 17. Given a woman w_n , let $(l, r]$ denote the block containing n . Conditioning on \mathcal{H} , l and r are integer random variable, such that $r - n$ and $n - 1 - l$ are stochastically dominated by X .

Lemma 18. We have $\mathbb{E}[X] \leq \exp(\sum_{k \geq 1} k u_k) \sum_{k \geq 1} k^2 u_k$.

2.5 Putting everything together

PROOF OF THEOREM A. Without loss of generality, we may assume that $N = M \leq W$ and that each man is matched in the man-optimal stable matching μ_M : to see that, for each man m we add a “virtual” woman w as his least favorite acceptable partner, such that m is the only acceptable partner of w . A man is single in the original instance if and only if he is matched to a “virtual” woman in the new instance.

We start our analysis by conditioning on the random variable \mathcal{H} (see Definition 12). Algorithm 1 then computes μ_M , which matches each woman to her worst stable partner. Up to *relabeling* the women, we may also assume that for all $i \leq N$ we have $w_i := \mu_M(m_i)$.

Let w_n be a woman who is married in μ_M . From there, we use Lemma 11 to bound the difference of rank between her worst and best stable partner by $x + r - l - 1 = x + (r - n) + (n - l - 1)$. We bound the expected value of x using Lemma 14, and the expected values of both $r - n$ and $n - l - 1$ using Lemmas 17 and 18. \square

3 UNIQUE STABLE PARTNER: PROOF OF THEOREM B

Theorem B. *Assume that each woman independently draws her preference list from a regular distribution. Let u_k be an upper bound on the odds that man m_{i+k} is ranked before man m_i :*

$$\forall k \geq 1, \quad u_k = \max_{w,i} \left\{ \frac{\mathbb{P}[m_{i+k} \succ_w m_i]}{\mathbb{P}[m_i \succ_w m_{i+k}]} \mid w \text{ finds both } m_i \text{ and } m_{i+k} \text{ acceptable} \right\}$$

Further assume that all preferences are complete, that $u_k = \exp(-\Omega(k))$, and that men have uniformly random preferences. Then, in expectation the fraction of persons who have multiple stable partners converges to 0.

The proof first continues the analysis of blocks started in Section 2.4. When $u_k = \exp(-\Omega(k))$, it can be tightened with a mathematical analysis to prove (Corollary 21) that with high probability, no block size exceeds $O(\log n)$, and that in addition, in her preference list no woman switches the relative ordering of two men m_i and $m_{i+\Omega(\log n)}$. The rest of the proof assumes that those properties hold. The only remaining source of randomness comes from the preference lists of men.

The intuition is that it is hard for man m_i to have another stable partner from his block. Because of the random uniform assumption on m_i 's preference list, between w_i and the next person from his block, his list is likely to have some woman w_j with $j \gg i$. Woman w_j likes m_i better than her own partner, because of the no-switching property, and m_i likes her better than his putative second stable partner, so they form a blocking pair preventing m_i 's second stable partner. Transforming that intuition into a proof requires care because of the need to condition on several events.

Definition 19. Let $C = O(1)$ be a constant to be defined later. Let \mathcal{K} denote the event that every block has size at most $C \ln N$, and every woman prefers man m_i to man m_{i+k} , whenever $k \geq C \ln N$.

The proofs of the following Lemmas can be found in Appendix B.

Lemma 20. Assume that women have preferences drawn from regular distributions such that $u_k = \exp(-\Omega(k))$. Then, the size of each man's block is a random variable with an exponential tail:

$$\forall i, \quad \mathbb{P}[\text{block containing } m_i \text{ has size } \geq k] = \exp(-\Omega(k)).$$

Corollary 21. One can choose $C = O(1)$ such that the probability of event \mathcal{K} is $\geq 1 - 1/N^2$.

Lemma 22. Fix $i \in [1, N]$. Conditioning on \mathcal{H} and on \mathcal{K} , the probability that woman w_i has more than one stable husband is at most $3C \ln N / (N + C \ln N - i)$.

PROOF OF THEOREM B. As in the previous proof, in our analysis we condition on event \mathcal{H} (see Definition 12), i.e. on (1) the man-optimal stable matching μ_M , (2) each man's ranking of the women he prefers to his partner in μ_M , and (3) each woman's ranking of the men who prefer her to their partner in μ_M . As before, a person who is not matched in μ_M remains single in all stable matchings, hence, without loss of generality, we assume that $M = W = N$, and that $w_i = \mu_M(m_i)$ for all $1 \leq i \leq N$.

Let Z denote the number of women with several stable partners. We show that in expectation $Z = O(\ln^2 N)$, hence the fraction of persons with multiple stable partners converges to 0. We separate the analysis of Z according to whether event \mathcal{K} holds. When \mathcal{K} does not hold, we bound that number by N , so by Corollary 21: $\mathbb{E}[Z] \leq (1/N^2) \times N + (1 - 1/N^2) \times \mathbb{E}[Z|\mathcal{K}]$.

Conditioning on \mathcal{H} and switching summations, we write:

$$\mathbb{E}(Z|\mathcal{K}) = \sum_{\mathcal{H}} \mathbb{P}[\mathcal{H}] \cdot \mathbb{E}(Z|\mathcal{K}, \mathcal{H}) = \sum_i \sum_{\mathcal{H}} \mathbb{P}[\mathcal{H}] \cdot \mathbb{P}[w_i \text{ has several stable husbands} \mid \mathcal{K}, \mathcal{H}]$$

By Lemma 22, we can write: $\mathbb{P}[w_i \text{ has several stable husbands} \mid \mathcal{K}, \mathcal{H}] \leq 3C \ln N / (N + C \ln N - i)$.

Hence the expected number of women who have several stable partners is at most $1/N$ plus

$$\sum_{i=1}^N \frac{3C \ln N}{N + C \ln N - i} = \sum_{i=0}^{N-1} \frac{3C \ln N}{i + C \ln N} \leq 3C \ln N \int_{C \ln N - 1}^{C \log N - 1 + N} \frac{dt}{t} = 3C \ln N \ln \left(\frac{C \log N - 1 + N}{C \log N - 1} \right)$$

When N is large enough, we can simplify this bound to $3C \ln^2 N$. □

4 COUNTING STABLE PARTNERS: PROOF OF THEOREM C

In this section we analyze the classic algorithm from [KMP90] that lists all stable husbands of a woman w , so as to study the number of stable husbands of a woman w who has popularity preferences.

In subsection 4.2, we prove Lemma 24, which will be used to compute the probability that a proposal is “best so far”. In subsection 4.3, we prove Theorem C as follows. First, we condition on \mathcal{H} (see Definition 12) and compute the men-optimal stable matching, then we compute the sequence of proposals received by w in Algorithm 3, and finally we apply Lemma 24 to upper-bound the expected number of “best so far” proposals.

4.1 Enumerating stable partners

Starting from the men-optimal stable matching (Algorithm 1), Algorithm 3 continues the execution of the deferred acceptance procedure, in which w rejects every proposal she receives. Stable husbands of w are “best so far” proposals, that is men who proposed to w and were preferred to all men who proposed before them.

Theorem 23 (Adapted from [KMP90]). *Algorithm 3 outputs w^* ’s set of stable husbands.*

Algorithm 3 Extended Men Proposing Deferred Acceptance.

Input: Preferences of men $(\succ_m)_{m \in M}$ and women $(\succ_w)_{w \in W}$. Fixed woman $w^* \in W$.

Initialization: Start by executing Algorithm 1, if w^* is unmatched then stop.

Phase 1: sequence of proposals

Let $m \leftarrow \mu_M(w^*)$ be the *proposer*, let $S \leftarrow [\mu_M(w^*)]$ be the **sequence of proposals** to w^* .

While the *proposer* m has not proposed to every woman he finds acceptable, **do**
 m proposes to his favorite woman w he has not proposed to yet.

If $w = w^*$:

append m to the sequence S ,

Else, if w has never been matched:

break the while loop,

Else, if m is w ’s favorite acceptable man among all proposals she received:

w rejects her previous husband m' , accepts m , the *proposer* becomes m'

Phase 2: stable husbands

For each proposal $m \in S$ made to w^* , in order of reception:

If m is the best proposition w received so far:

m is a stable husband of w^* .

Output: Set of stable husbands of w^* .

4.2 Popularity preferences

Recall that in our model for probability preferences, the set of acceptable partners is deterministic. To build her preference list, w samples without replacement from her set of acceptable men, first drawing her favourite partner, then her second favourite, and so on until her least favourite acceptable partner.

Lemma 24. *Assume that a woman w has popularity preferences defined by \mathcal{D}_w . Conditioning on a partial ranking of acceptable men $a_1 \succ_w \dots \succ_w a_p$, the probability that w rank m before a_1 is exactly*

$$\mathbb{P}[m \succ_w a_1 \mid a_1 \succ_w \dots \succ_w a_p] = \frac{\mathcal{D}_w(m)}{\mathcal{D}_w(m) + \sum_{i=1}^p \mathcal{D}_w(a_i)}$$

PROOF. One nice feature of popularity preferences is that to compute the probability that $a_1 \succ_w \dots \succ_w a_p$, one can ignore each time a man not in $\{a_1, \dots, a_p\}$ is drawn. We obtain

$$\mathbb{P}[a_1 \succ_w \dots \succ_w a_p] = \prod_{i=1}^p \frac{\mathcal{D}_w(a_i)}{\sum_{j=i}^p \mathcal{D}_w(a_j)}.$$

and similarly for the probability that $m \succ_w a_1 \succ_w \dots \succ_w a_p$. Thus,

$$\mathbb{P}[m \succ_w a_1 \mid a_1 \succ_w \dots \succ_w a_p \succ_w w] = \frac{\mathbb{P}[m \succ_w a_1 \succ_w \dots \succ_w a_p \succ_w w]}{\mathbb{P}[a_1 \succ_w \dots \succ_w a_p \succ_w w]} = \frac{\mathcal{D}_w(m)}{\mathcal{D}_w(m) + \sum_{i=1}^p \mathcal{D}_w(a_i)}$$

□

4.3 Proof of Theorem C

Theorem C. *Let w be a woman. Assume that w has popularity preferences defined by \mathcal{D}_w and that she has at least one stable partner. The preference lists of the men and of the women other than w are arbitrary. Then*

$$\mathbb{E}[\text{Number of stable husbands of } w] \leq 1 + \ln d_w + \mathbb{E} \left[\ln \frac{\mathcal{D}_w(\mu_{\mathcal{W}}(w))}{\mathcal{D}_w(\mu_{\mathcal{M}}(w))} \right],$$

where d_w denotes the number of acceptable husbands of w , $\mu_{\mathcal{M}}(w)$ is her worst stable partner and $\mu_{\mathcal{W}}(w)$ is her best stable partner.

PROOF. First, observe that w is matched if and only if she receives a proposal in Algorithm 1, which is independent from her ordering of acceptable men. By Theorem 23, Algorithm 3 outputs the stable husbands of w , so we analyze that algorithm, which starts by a call to Algorithm 1, which by Theorem 5 yields matching $\mu_{\mathcal{M}}$.

We know the preferences of everyone except w . We start the analysis by conditioning on the random variable \mathcal{H} , i.e. on woman w 's ranking of the men who prefer her to $m_{\mathcal{M}}(w)$ (see Definition 12). From here, observe that the execution of Algorithm 1, and of the first phase of Algorithm 3 are deterministic. Let $x_0 = \mu_{\mathcal{M}}(w)$ be w 's worst stable husband, K denote the number of proposals received by w in Phase 1, and let x_1, x_2, \dots, x_K denote the sequence of proposals received by w during the first phase of Algorithm 3.

Let p_{\perp} denote the sum of popularities of proposals received by w during the initial call to Algorithm 1, including $\mu_{\mathcal{M}}(w)$, and let $p_i = \mathcal{D}_w(x_i)$ for all $0 \leq i \leq K$. By linearity of expectations,

and then using Lemma 24,

$$\begin{aligned}\mathbb{E}[\text{Nb of stable husbands of } w \mid \mathcal{H}] &= 1 + \sum_{i=1}^K \mathbb{P}[\text{proposal } x_i \text{ is accepted by } w \mid \mathcal{H}] \\ &= 1 + \sum_{i=1}^K p_i / (p_\perp + p_1 + \dots + p_i).\end{aligned}\quad (1)$$

We simplify the right-hand side with a sum-integral comparison:

$$\sum_{i=1}^K \frac{p_i}{p_\perp + p_1 + \dots + p_i} \leq \sum_{i=1}^K \int_{p_\perp + p_1 + \dots + p_{i-1}}^{p_\perp + p_1 + \dots + p_i} \frac{dt}{t} = \ln(p_\perp + p_1 + \dots + p_K) - \ln p_\perp. \quad (3)$$

We use the convexity of $t \mapsto t \ln t$ and Jensen's inequality:

$$\ln(p_\perp + p_1 + \dots + p_K) \leq \ln(K+1) + \frac{p_\perp \ln p_\perp + p_1 \ln p_1 + \dots + p_K \ln p_K}{p_\perp + p_1 + \dots + p_K}. \quad (4)$$

We now focus on the right-hand side of the equation in Theorem 24. By definition of μ_W , $\mu_W(w)$ is the overall best proposition received by w . It is x_0 with probability proportional to p_\perp and it is x_i ($1 \leq i \leq K$) with probability proportional to p_i , thus

$$\mathbb{E}[\ln(\mathcal{D}_w(\mu_W(w))) \mid \mathcal{H}] = \frac{p_\perp \ln p_\perp + p_1 \ln p_1 + \dots + p_K \ln p_K}{p_\perp + p_1 + \dots + p_K}. \quad (5)$$

Combining equations (2), (3), (4) and (5), we obtain

$$\mathbb{E}[\text{Nb of stable husbands of } w] \leq 1 + \ln(K+1) + \mathbb{E}[\ln(\mathcal{D}(\mu_W(w^*)))] - \frac{p_\perp \ln p_\perp - p_\perp \ln p_\perp}{p_\perp + p_1 + \dots + p_K} - \ln p_\perp,$$

where all expectations are conditioned on \mathcal{H} . Since $p_\perp \geq p_0$, we can write

$$\frac{p_\perp \ln p_\perp - p_\perp \ln p_\perp}{p_\perp + p_1 + \dots + p_K} + \ln p_\perp = \frac{p_\perp \ln p_\perp + (p_1 + \dots + p_K) \ln p_\perp}{p_\perp + p_1 + \dots + p_K} \geq \ln p_\perp = \ln \mathcal{D}_w(\mu_M(w)).$$

To conclude the proof, observe that $K+1 \leq d_w$ and take expectations over \mathcal{H} . \square

5 COUNTING STABLE PARTNERS: PROOF OF THEOREM D

This section provides a brief sketch of proof of Theorem D. The full proof can be found in the appendix. This theorem provides a bound on the expected number of stable husbands of a woman when both men and women have popularity preferences. The bound depends on how uniform the preferences of men are (parameter R_M) and how similar the preferences of women are (parameter Q_W). Both parameters are formally defined in the introduction.

Theorem D. *Assume that men and women have popularity preferences. Denote*

$$R_M = \max_{\substack{m \in \mathcal{M} \\ w_0, w_1 \in \mathcal{W}}} \frac{\mathcal{D}_m(w_0)}{\mathcal{D}_m(w_1)} \quad Q_W = \max_{\substack{w_0, w_1 \in \mathcal{W} \\ m_0, m_1 \in \mathcal{M}}} \frac{\mathcal{D}_{w_0}(m_0)}{\mathcal{D}_{w_0}(m_1)} \cdot \frac{\mathcal{D}_{w_1}(m_1)}{\mathcal{D}_{w_1}(m_0)}.$$

Let w be a woman. Then with probability $\geq (1 - \frac{2}{N^2})$ the popularity ratio (for w) between any two stable husbands of w is no more than $(N^5 \cdot Q_W)^{1 + \frac{4 \ln(N)(1 + \log_2(N))}{\ln(1 + 1/R_M)}}$.

The proof of Theorem D relies on the computation of the set of stable husbands of w by Algorithm 3. The execution of this algorithm is considered as a stochastic process, where preferences of men are progressively revealed.

Say for simplicity that $R_M = 1$ (men have uniform preferences over women) and $Q_W = 1$ (women agree on the popularities of men). We also rule out some events which occur with a negligible probability. Set $T = N^5$. We assume that no woman may prefer a man h to another man h' if h' is more than T times more popular than h . Such an event occurs with probability at most $\frac{1}{N^2}$.

Consider the initial husband m of w in the man-proposing matching μ_M . Then w cannot have any husband T times less popular than h . What about husbands more popular than h ?

We order men by increasing popularity m_1, m_2, \dots, m_N . Let i such that $m = m_i$. We partition the set of men in sets of exponentially increasing size, starting with all men less or equally popular than m . Let $F_0 = [1, m_i]$, $F_1 = (m_i, 2 * m_i]$, $F_2 = (2 * m_i, 4 * m_i]$, ..., $F_j = (2^j * m_i, N]$, where $2^j * m_i < N \leq 2^{j+1} * m_i$.

Set $L = \frac{4 \ln(N)}{\ln(1 + \frac{1}{R_M})}$ and $K = (T \cdot Q_W)^L$. For every set F_ℓ , $\ell \in 1 \dots j$, we say that *there is a huge popularity gap* in F_ℓ if the popularity ratio for w in this interval is $\geq K$, i.e. if $\mathcal{D}_w(m_{2^\ell * m_i}) \leq K \mathcal{D}_w(m_{\min(N, 2^{\ell+1} * m_i)})$.

In case there is no huge popularity gap in any of the F_ℓ , $\ell \in 1 \dots j$ then the upper bound follows easily since $j \leq \ln_2(N)$.

Otherwise we select the smallest ℓ for which there is huge popularity gap in F_ℓ . Denote $E_0 = F_0 \cup F_1 \cup \dots \cup F_{\ell-1}$ and $E_1 = F_\ell$. Moreover, denote $E'_1 \subseteq E_1$ the set of men in E_1 whose popularity is above T times the least popular men in E_1 and below T times the most popular man in E_1 .

Assume that along the progressive revelation of the preferences of men, the process reaches a man in E'_1 . Since men have uniform preferences over all women and since $|E_0| \geq |E_1|$ there is probability $\geq \frac{1}{2}$ that the process falls back down to E_0 at the next step.

Thus from E'_1 the process is strongly attracted down to E_0 and since it lasts for at most N^2 steps, with high probability the process will not perform more than $O(\ln(N))$ consecutive steps in E'_1 . Since the popularity increases by a factor of at most T at every step, the top popularity stays below $T^{O(\ln(N))}$ times the popularity of the most popular man in E_0 . That leads to the bound in the theorem.

From the upper bound on the popularities, one extracts an upper bound on the expected number of husbands (Corollary 4) thanks to the following lemma.

Lemma 25. *Let w be a woman married to a man $\mu_M(w)$ in the man-proposing stable matching. Denote L_w the list of proposals received by w during the enumeration of stable husbands computed by Algorithm 3. Then*

$$\mathbb{E}[\text{number of stable husbands of } w \mid \mu_M] \leq \ln(|L_w|) + \ln \left(\max_{m \in L_w} \frac{\mathcal{D}_w(m)}{\mathcal{D}_w(\mu_M(w))} \right) .$$

The bound on the number of stable husbands given in Theorem D is polylog in N only if the preferences of men on women are close to uniform (R_M should be polylog in N). We conjecture that this hypothesis is not necessary.

REFERENCES

- [ABTZ21] Itai Ashlagi, Mark Braverman, Clayton Thomas, and Geng Zhao. Tiered random matching markets: Rank is proportional to popularity. In *12th Innovations in Theoretical Computer Science Conference (ITCS)*. Schloss Dagstuhl-Leibniz-Zentrum für Informatik, 2021.
- [AKL17] Itai Ashlagi, Yash Kanoria, and Jacob D Leshno. Unbalanced random matching markets: The stark effect of competition. *Journal of Political Economy*, 125(1):69–98, 2017.
- [AL16] Eduardo M Azevedo and Jacob D Leshno. A supply and demand framework for two-sided matching markets. *Journal of Political Economy*, 124(5):1235–1268, 2016.
- [APR05] Atila Abdulkadiroğlu, Parag A Pathak, and Alvin E Roth. The new york city high school match. *American Economic Review*, 95(2):364–367, 2005.
- [APRS05] Atila Abdulkadiroğlu, Parag A Pathak, Alvin E Roth, and Tayfun Sönmez. The boston public school match. *American Economic Review*, 95(2):368–371, 2005.
- [BDGL13] Abhijit Banerjee, Esther Duflo, Maitreesh Ghatak, and Jeanne Lafortune. Marry for what? caste and mate selection in modern india. *American Economic Journal: Microeconomics*, 5(2):33–72, 2013.
- [BHR⁺20] Péter Biró, Avinatan Hassidim, Assaf Romm, Ran I Shorrer, and Sándor Sóvágó. Need versus merit: The large core of college admissions markets. *arXiv preprint arXiv:2010.08631*, 2020.
- [CEE⁺19] Jose Correa, Rafael Epstein, Juan Escobar, Ignacio Rios, Bastian Bahamondes, Carlos Bonet, Natalie Epstein, Nicolas Aramayo, Martin Castillo, Andres Cristi, et al. School choice in chile. *Proceedings of the 2019 ACM Conference on Economics and Computation*, pages 325–343, 2019.
- [DF81] Lester E Dubins and David A Freedman. Machiavelli and the gale-shapley algorithm. *The American Mathematical Monthly*, 88(7):485–494, 1981.
- [DGS87] Gabrielle Demange, David Gale, and Marilda Sotomayor. A further note on the stable matching problem. *Discrete Applied Mathematics*, 16(3):217–222, 1987.
- [GI89] Dan Gusfield and Robert W Irving. *The stable marriage problem: structure and algorithms*. MIT press, 1989.
- [GS62] David Gale and Lloyd S Shapley. College admissions and the stability of marriage. *The American Mathematical Monthly*, 69(1):9–15, 1962.
- [GS85] David Gale and Marilda Sotomayor. Some remarks on the stable matching problem. *Discrete Applied Mathematics*, 11(3):223–232, 1985.
- [Gus87] Dan Gusfield. Three fast algorithms for four problems in stable marriage. *SIAM Journal on Computing*, 16(1):111–128, 1987.
- [HHA10] Gunter J Hitsch, Ali Hortaçsu, and Dan Ariely. Matching and sorting in online dating. *American Economic Review*, 100(1):130–63, 2010.
- [IM15] Nicole Immorlica and Mohammad Mahdian. Incentives in large random two-sided markets. *ACM Transactions on Economics and Computation*, 3(3):14, 2015.
- [KMP90] Donald E Knuth, Rajeev Motwani, and Boris Pittel. Stable husbands. *Proceedings of the first annual ACM-SIAM symposium on Discrete algorithms*, pages 397–404, 1990.
- [KMQ21] Yash Kanoria, Seungki Min, and Pengyu Qian. In which matching markets does the short side enjoy an advantage? In *Proceedings of the 2021 ACM-SIAM Symposium on Discrete Algorithms (SODA)*, pages 1374–1386. SIAM, 2021.
- [KP09] Fuhito Kojima and Parag A Pathak. Incentives and stability in large two-sided matching markets. *American Economic Review*, 99(3):608–27, 2009.

- [Lee16] SangMok Lee. Incentive compatibility of large centralized matching markets. *The Review of Economic Studies*, 84(1):444–463, 2016.
- [LP09] Craig Lennon and Boris Pittel. On the likely number of solutions for the stable marriage problem. *Combinatorics, Probability and Computing*, 18(3):371–421, 2009.
- [Pit89] Boris Pittel. The average number of stable matchings. *SIAM Journal on Discrete Mathematics*, 2(4):530–549, 1989.
- [Pit92] Boris Pittel. On likely solutions of a stable marriage problem. *The Annals of Applied Probability*, pages 358–401, 1992.
- [PS08] Parag A Pathak and Tayfun Sönmez. Leveling the playing field: Sincere and sophisticated players in the boston mechanism. *American Economic Review*, 98(4):1636–52, 2008.
- [PSV07] Boris Pittel, Larry Shepp, and Eugene Veklerov. On the number of fixed pairs in a random instance of the stable marriage problem. *SIAM Journal on Discrete Mathematics*, 21(4):947–958, 2007.
- [Rot82] Alvin E Roth. The economics of matching: Stability and incentives. *Mathematics of operations research*, 7(4):617–628, 1982.
- [RP99] Alvin E Roth and Elliott Peranson. The redesign of the matching market for american physicians: Some engineering aspects of economic design. *American economic review*, 89(4):748–780, 1999.
- [RYS20] Ross Rheingans-Yoo and Jane Street. Large random matching markets with localized preference structures can exhibit large cores. Technical report, Mimeo, 2020.

A PROOFS FROM SUBSECTION 2.4

Lemma 17. *Given a woman w_n , let $(l, r]$ denote the block containing n . Conditioning on \mathcal{H} , l and r are integer random variable, such that $r - n$ and $n - 1 - l$ are stochastically dominated by X .*

PROOF. Conditioning on \mathcal{H} , we know the men-optimal stable matching μ_M , and each woman's ranking of the men who prefer her to their partner in μ_M . Using notations from Lemma 13, let $J_i = \max\{j \geq i \mid m_j \succeq_{w_i} m_i\}$, for all $1 \leq i \leq M$.

From Lemma 15, the right separator r is computed with a while loop. Let $r_0 = n$ be the initial value of r . To decide whether r_0 is a separator, we look at w_n 's preference list. Let $r_1 = J_n$ be the maximum $j \geq n$ such that w_n prefer m_j to m_n . If $r_1 = r_0$, w_n prefers m_n to all men m_j with $j > n$, and r_0 is a prefix separator. Otherwise, no prefix separator can exist between r_0 and r_1 . Using Lemma 13, $r_1 - r_0$ is stochastically dominated by Δ_0 .

$$\forall \delta > 0, \quad \mathbb{P}[r_1 - r_0 < \delta \mid \mathcal{H}] = \mathbb{P}[J_n < n + \delta \mid \mathcal{H}] \geq \exp(-\sum_{k \geq \delta} u_k) \geq \mathbb{P}[\Delta_0 < \delta]$$

For all $t > 0$, we proceed by induction. To decide whether r_t is a separator, we look at the preference lists of $w_{1+r_{t-1}}, \dots, w_{r_t}$. Let $r_{t+1} = \max\{J_{1+r_{t-1}}, \dots, J_{r_t}\}$ be the maximum $j \geq r_t$ such that a woman w_i prefer m_j to m_i , with $r_{t-1} < i \leq r_t$. If $r_{t+1} = r_t$, then r_t is a prefix separator. Otherwise, no prefix separator can exist between r_t and r_{t+1} . We show that Δ_t stochastically dominates $r_{t+1} - r_t$.

$$\begin{aligned} \forall \delta > 0, \quad \mathbb{P}[r_{t+1} - r_t < \delta \mid \mathcal{H}, J_n, \dots, J_{r_{t-1}}] &= \prod_{i=1+r_{t-1}}^{r_t} \mathbb{P}[J_i < r_t + \delta \mid \mathcal{H}, J_n, \dots, J_{r_{t-1}}] \\ &\geq \prod_{i=1+r_{t-1}}^{r_t} \exp(-\sum_{k \geq r_t + \delta - i} u_k) \quad (\text{Lemma 13}) \\ &\geq \exp(-\sum_{k \geq \delta} k u_k) = \mathbb{P}[\Delta_t < \delta] \end{aligned}$$

Summing up to t such that $r_{t+1} = r_t$ proves that X stochastically dominates $r - n$.

We now prove that X stochastically dominates $n - 1 - l$. From Lemma 15, the left separator l is computed with a while loop, and let $l_0 = n - 1$ be its initial value. To decide whether l_0 is a prefix separator, we need to know if a woman w_i prefers a man m_j to her husband m_i , with $i \leq l_0 < j$. More formally, l_0 is a prefix separator if and only if $J_i \leq l_0$ for all $i \leq l_0$. Defining $l_1 = \min\{i \leq l_0 + 1 \mid J_i > l_0\} - 1$, $l_1 = l_0$ if and only if l_0 is a separator. Using Lemma 13, $l_1 - l_0$ is stochastically dominated by Δ_0 .

$$\forall \delta > 0, \quad \mathbb{P}[l_0 - l_1 < \delta \mid \mathcal{H}] = \mathbb{P}[J_1, \dots, J_{l_0 - \delta + 1} \leq l_0 \mid \mathcal{H}] \geq \exp(-\sum_{k \geq \delta} u_k) \geq \mathbb{P}[\Delta_0 < \delta]$$

For all $t > 0$, we proceed by induction and let $l_{t+1} = \min\{i \leq l_t + 1 \mid J_i > l_t\} - 1$. More precisely, $l_{t+1} + 1$ is the minimum $i \leq l_t + 1$ such that w_i prefer a man m_j to her husband m_i with $j > l_t$.

If $l_{t+1} = l_t$, then l_t is a prefix separator, and the process stop here. Otherwise, no prefix separator can exist between l_{t+1} and l_t . A crucial property is that for all $i \leq l_{t+1}$, the best man in w_i 's partial list is still m_i , hence Lemma 13 will still be applicable the next step.

$$\begin{aligned} \forall \delta > 0, \quad \mathbb{P} \left[l_t - l_{t+1} < \delta \mid \begin{array}{l} J_1, \dots, J_{l_t} \leq l_{t-1} \\ \mathcal{H}, l_0, \dots, l_t \end{array} \right] &= \prod_{i=1}^{l_t - \delta + 1} P[J_i \leq l_t \mid J_i \leq l_{t-1}, \mathcal{H}] \\ &\geq \prod_{i=1}^{l_t - \delta + 1} \exp(-\sum_{k \geq l_{t+1} - i} u_k) \quad (\text{Lemma 13}) \\ &\geq \exp(-\sum_{k \geq \delta} k u_k) = \mathbb{P}[\Delta_t < \delta] \end{aligned}$$

Summing up to t such that $l_{t+1} = l_t$ proves that X stochastically dominates $n - 1 - l$. \square

Lemma 18. *We have $\mathbb{E}[X] \leq \exp(\sum_{k \geq 1} k u_k) \sum_{k \geq 1} k^2 u_k$.*

PROOF OF LEMMA 18. From Wald's equation, $\mathbb{E}[X] = \mathbb{E}[T] \cdot \mathbb{E}[\Delta_0]$. The random variable T is geometrically distributed, with a success parameter $\mathbb{P}[\Delta_0 = 0]$, hence $E[T] = 1/\mathbb{P}[\Delta_0 = 0]$. Because Δ_0 only takes non-negative integer values, we can compute its expectation with a sum.

$$\mathbb{E}[\Delta_0] = \sum_{\delta \geq 0} \mathbb{P}[\Delta_0 > \delta] = \sum_{\delta \geq 0} 1 - \exp(-\sum_{k > \delta} k u_k) \leq \sum_{\delta \geq 0} \sum_{k > \delta} k u_k = \sum_{k \geq 1} k^2 u_k$$

\square

B PROOFS FROM SECTION 3

Definition 19. Let $C = O(1)$ be a constant to be defined later. Let \mathcal{K} denote the event that every block has size at most $C \ln N$, and every woman prefers man m_i to man m_{i+k} , whenever $k \geq C \ln N$.

Lemma 20. *Assume that women have preferences drawn from regular distributions such that $u_k = \exp(-\Omega(k))$. Then, the size of each man's block is a random variable with an exponential tail:*

$$\forall i, \quad \mathbb{P}[\text{block containing } m_i \text{ has size} \geq k] = \exp(-\Omega(k)).$$

PROOF. Recall that by Lemma 15 blocks can be computed using Algorithm 2. Let $(l, r]$ be the block of man m_n . By Lemma 17, both $r - n$ and $n - 1 - l$ are stochastically dominated by the random variable X . If X has an exponential tail, one can conclude the proof using the union bound.

Let $G_X(z) = \mathbb{E}[z^X]$ be the probability generating function of X , which is defined at least for all real z such that $|z| < 1$. In addition if $G_X(1 + \varepsilon)$ is finite for some $\varepsilon > 0$, then Markov's inequality gives

$$\forall k \geq 0, \quad \mathbb{P}[X \geq k] = \mathbb{P}[(1 + \varepsilon)^X \geq (1 + \varepsilon)^k] \leq G_X(1 + \varepsilon) \exp(-k \ln(1 + \varepsilon)) = \exp(-\Omega(k)).$$

Computing G_X using Definition 16, and conditioning on the value of T .

$$G_X(z) = \mathbb{E}[z^X] = \sum_{t=0}^{+\infty} \mathbb{P}[T = t] \cdot \mathbb{E} \left[z^{\sum_{i=0}^{t-1} \Delta_i} \mid \forall i \in [0, t-1], \Delta_i > 0 \right]$$

Using the fact that all Δ_i 's are *i.i.d.* we can simplify the expectation of the product.

$$G_X(z) = \sum_{t=0}^{+\infty} \mathbb{P}[T = t] \cdot \mathbb{E} [z^{\Delta_0} \mid \Delta_0 > 0]^t = G_T \left(\mathbb{E} [z^{\Delta_0} \mid \Delta_0 > 0] \right)$$

The conditional expectation can be expressed as follows.

$$\begin{aligned} G_{\Delta_0}(z) &= \mathbb{E} [z^{\Delta_0}] = \mathbb{P}[\Delta_0 > 0] \cdot \mathbb{E} [z^{\Delta_0} \mid \Delta_0 > 0] + \mathbb{P}[\Delta_0 = 0] \\ \mathbb{E} [z^{\Delta_0} \mid \Delta_0 > 0] &= \frac{G_{\Delta_0}(z) - \mathbb{P}[\Delta_0 = 0]}{\mathbb{P}[\Delta_0 > 0]} \end{aligned}$$

Now let us compute the generating function of T .

$$G_T(z) = \mathbb{E}[z^T] = \sum_{t=0}^{+\infty} z^t \cdot \mathbb{P}[T = t] = \sum_{k=0}^{+\infty} z^k \cdot \mathbb{P}[\Delta_0 > 0]^k \cdot \mathbb{P}[\Delta_0 = 0] = \frac{\mathbb{P}[\Delta_0 = 0]}{1 - z \cdot \mathbb{P}[\Delta_0 > 0]}$$

Combining the three previous equations we obtain

$$G_X(z) = \frac{\mathbb{P}[\Delta_0 = 0]}{1 + \mathbb{P}[\Delta_0 = 0] - G_{\Delta_0}(z)}$$

Because of the assumption on women's preference distributions, we have $u_k = \exp(-\Omega(k))$. Hence,

$$\forall \delta \geq 1, \quad \mathbb{P}[\Delta_0 = \delta] = \mathbb{P}[\Delta_0 < \delta+1] - \mathbb{P}[\Delta_0 < \delta] = \exp(-\sum_{k>\delta} k u_k) (1 - \exp(-\delta u_\delta)) \leq \delta u_\delta = \exp(-\Omega(\delta))$$

Thus, the convergence radius of G_{Δ_0} is strictly greater than 1. Because G_{Δ_0} is a probability generating function, it is continuous, strictly increasing, and $G_{\Delta_0}(1) = 1$. Therefore, there exists $\varepsilon > 0$ such that $G_{\Delta_0}(1 + \varepsilon) < 1 + \mathbb{P}[\Delta_0 = 0]$, which concludes the proof. \square

Corollary 21. *One can choose $C = O(1)$ such that the probability of event \mathcal{K} is $\geq 1 - 1/N^2$.*

PROOF. For the first case of failure, recall from Lemma 20 that the size of a block has an exponential tail. Thus we can choose C such that the probability of a given block has a size greater than $C \log N$ is at most $1/(2N^3)$. There are at most N blocks, using the union bound the probability that at least one has a size exceeding $C \log N$ is at most $1/(2N^2)$.

For the second case of failure, notice that the probability for a woman to prefer a man m_j to another man m_i with $j > i + C \ln N \leq j$ is at most $u_{j-i} = e^{-\Omega(j-i)} = N^{-C\Omega(1)}$. Thus we can choose C such that the probability of this happening is smaller than $1/(2N^5)$. Using the union bound over all triples of woman/ m_i/m_j , the probability of a failure is at most $1/(2N^2)$.

Choosing C maximal between the two values, and using the union bound over the two possible cases of failure, the probability that \mathcal{K} does not holds is at most $1/N^2$. \square

Lemma 22. Fix $i \in [1, N]$. Conditioning on \mathcal{H} and on \mathcal{K} , the probability that woman w_i has more than one stable husband is at most $3C \ln N / (N + C \ln N - i)$.

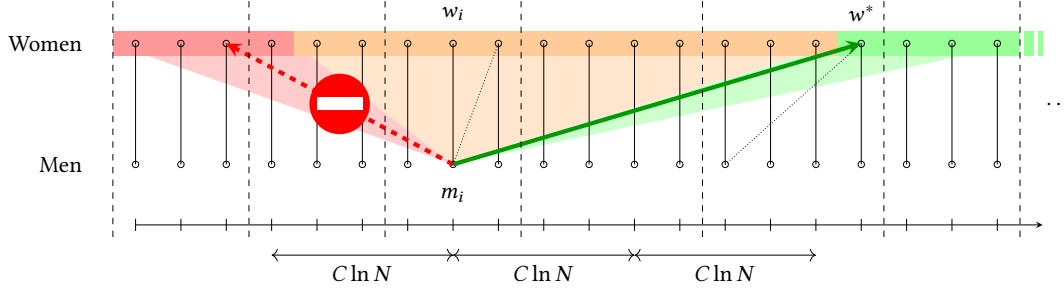


Fig. 3. Proof of Lemma 22, probability that w_i has several stable husbands \leq ratio $\frac{\dots}{\dots + \dots}$

PROOF. Say that a woman w_k with $k \neq i$ and to whom m_i prefers w_i is “red” if $k \leq i - C \ln N$, “yellow” if $i - C \ln N < k \leq i + 2C \ln N$, and “green” if $i + 2C \ln N < k$. Let R , Y and G be the sets of red, yellow and green women. Women who are not colored are ranked by m_i better than w_i , his best stable partner, so they cannot be stable partners of m_i .

If woman w_i has another stable partner besides m_i , then man m_i also has at least one other stable partner. Because of \mathcal{K} , every red woman w_k prefers m_k to m_i . Since m_k is her worst stable partner, there is no stable marriage in which m_i is paired with w_k . Thus all stable partners of m_i must be among $Y \cup G$.

Let w^* be m_i 's favorite woman among $Y \cup G$. We will argue that if $w^* \in G$ then w_i is m_i 's unique stable partner. Assume, for a contradiction, that m_i has another stable partner w besides w_i , and consider that stable matching μ . By Lemma 8, w must belong to i 's block. By \mathcal{K} and since $w^* \in G$, w^* is in a different block, so $w \neq w^*$. Consider the pair (m_i, w^*) . By definition of w^* , man m_i prefers w^* to w . By \mathcal{K} and definition of G , w^* prefers m_i to the man of her block to whom she is married in μ . So (m_i, w^*) is a blocking pair, contradicting stability of μ . This proves

$$\mathbb{P}[w_i \text{ has more than 1 stable partner}] \leq \mathbb{P}[w^* \in Y].$$

Recall that m_i 's preferences are uniformly random. Once we condition on \mathcal{H} , the preferences of m_i are still uniform over all the women to whom m_i prefers w_i . Event \mathcal{K} only depends on the women's preference lists, so conditioning on \mathcal{K} does not change that, thus

$$\mathbb{P}[w^* \in Y] = \frac{|Y|}{|Y| + |G|} \leq \frac{3C \ln N}{3C \ln N + |G|}.$$

Finally, we argue that all women w_j with $j > i + 2C \ln N$ are in G . Consider a woman w_j with $j > i + 2C \ln N$. Conditioning on \mathcal{K} , w_j prefers m_i to her partner w_j in $\mu_{\mathcal{M}}$, so by stability of $\mu_{\mathcal{M}}$, man m_i prefers w_i to w_j , so $w_j \in G$. Thus, conditioning on \mathcal{H} and \mathcal{K} , we have $|G| = N - i - 2C \ln N$. \square

C TIGHTNESS OF THEOREM C

In [KMP90], Knuth, Motwanni and Pittel prove that when all persons have complete uniform preference lists, the upper-bound of Theorem C is essentially tight. Here, we give another example showing that the upper bound from Theorem C is also tight when w has complete popularity preferences $\mathcal{D}_w : m_i \mapsto \lambda^i$ with parameter $\lambda = 0.99$.

In the upper bound from Theorem C, the ratio of popularity is at most λ^{1-M} , hence its logarithm is at most $(1-M) \ln \lambda$. When $\lambda = 0.99$, we get $(1-M) \ln \lambda \approx (1-\lambda) \cdot M$, hence Theorem C states that at most $\approx 1\%$ of the men are stable husbands of w . Lemma 26 proves that there exists an instance such that this 1% upper bound is asymptotically tight.

Lemma 26. *Let w a woman having complete popularity preferences $\mathcal{D}_w : m_i \mapsto \lambda^i$ with $0 < \lambda < 1$. One can choose the preference lists of the other persons such that:*

$$\mathbb{E}[\text{Number of stable husbands of } w] > (1 - \lambda) \cdot M$$

PROOF. Take a community with N men and N women. We adapt a folklore instance where each man-woman pair is stable. We replace the preference list of woman w_1 by a complete popularity preference list defined by $\mathcal{D}_w : m_i \mapsto \lambda^i$ with $0 < \lambda < 1$, which tends to be to similar with the original preference list $m_1 > m_2 > \dots > m_N$.

m_1	w_2	$>_{m_1}$	w_3	$>_{m_1}$	\dots	$>_{m_1}$	w_{N-1}	$>_{m_1}$	w_N	$>_{m_1}$	w_1
m_2	w_3	$>_{m_2}$	\dots	$>_{m_2}$	w_{N-1}	$>_{m_2}$	w_N	$>_{m_2}$	w_1	$>_{m_2}$	w_2
\vdots	\vdots										\vdots
m_{N-1}	w_N	$>_{m_{N-1}}$	w_1	$>_{m_{N-1}}$	w_2	$>_{m_{N-1}}$	w_3	$>_{m_{N-1}}$	\dots	$>_{m_{N-1}}$	w_{N-1}
m_N	w_1	$>_{m_N}$	w_2	$>_{m_N}$	w_3	$>_{m_N}$	\dots	$>_{m_N}$	w_{N-1}	$>_{m_N}$	w_N

w_1	complete popularity preferences $\mathcal{D}_w : m_i \mapsto \lambda^i$, for some $0 < \lambda < 1$.										
w_2	m_2	$>_{w_2}$	\dots	$>_{w_2}$	m_{N-2}	$>_{w_2}$	m_{N-1}	$>_{w_2}$	m_N	$>_{w_2}$	m_1
\vdots	\vdots										\vdots
w_{N-1}	m_{N-1}	$>_{w_{N-1}}$	m_N	$>_{w_{N-1}}$	m_1	$>_{w_{N-1}}$	m_2	$>_{w_{N-1}}$	\dots	$>_{w_{N-1}}$	m_{N-2}
w_N	m_N	$>_{w_N}$	m_1	$>_{w_N}$	m_2	$>_{w_N}$	\dots	$>_{w_N}$	m_{N-2}	$>_{w_N}$	m_{N-1}

During the execution of Algorithm 1, each man proposes to his favorite woman, and each woman receives exactly one proposition. Thus in the man-optimal stable matching, we have $\mu_M(w_1) = m_N, \mu_M(w_2) = m_1, \dots, \mu_M(w_N) = m_{N-1}$.

Then, during the execution of Algorithm 3, woman $w^* = w_1$ will receive propositions from m_{N-1}, \dots, m_2, m_1 , exactly in that order. The proposal from man m_i will be the “best so far” with probability $\lambda^i / \sum_{j=i}^N \lambda^j$. Hence, w^* ’s expected number of stable husbands is exactly

$$\mathbb{E}[\text{Number of stable husbands of } w] = \sum_{i=1}^N \frac{\lambda^i}{\sum_{j=i}^N \lambda^j} = \sum_{i=1}^N \frac{1 - \lambda}{1 - \lambda^{N-i+1}} > (1 - \lambda) \cdot N$$

□

D TELESCOPIC SUMS: PROOF OF COROLLARY 3

In this section, we repeatedly use Theorem C to prove Corollary 3. In both settings (1) and (2), we express the number of stable pairs as a sum of number of stable partners, in which some terms cancel out nicely.

Corollary 3. *In both settings (1) and (2), the expected number of stable pairs is at most $N(1 + \ln N)$*

- (1) *Assume that women have popularity preferences and that each man m has an intrinsic popularity $\mathcal{D}(m)$, such that if woman w finds man m acceptable then $\mathcal{D}_w(m) = \mathcal{D}(m)$.*
- (2) *Assume that men and women have symmetric popularity preferences, such that if man m and woman w are mutually acceptable then $\mathcal{D}_m(w) = \mathcal{D}_w(m)$.*

In subsection D.1 and D.2 we prove Theorems 27 and 28 which are stronger versions of settings (1) and (2), where we relax popularity constraints.

D.1 Intrinsic popularities

In this subsection, all women have popularity preferences. We say that men have *intrinsic* popularities when all women agree on the popularity of each man they find acceptable. To measure the extent to which women agree on the popularity of men, we introduce a parameter $r_m \geq 1$ which is the ratio between the highest and the lowest popularity given to man m by some woman who finds him acceptable. Lower values of r_m ’s mean more correlations between the preferences of women. When $r_m = 1$, all women agree on the intrinsic popularity of man m .

Theorem 27. *Assume that each woman w has popularity preferences defined by \mathcal{D}_w over a set of $d_w \geq 1$ acceptable men. For each man m , we define the ratio r_m between the highest and the lowest*

popularity given to m by some woman who finds him acceptable. Then:

$$\mathbb{E}[\text{Number of stable pairs}] \leq N + \sum_{w \in \mathcal{W}} \ln d_w + \sum_{m \in \mathcal{M}} \ln r_m$$

When all women agree on the popularity of men, the number of stable pairs is at most $N + N \ln N$.

PROOF. Theorem C is valid for each woman $w \in \mathcal{W}$. Indeed, the case where all the other women have popularity preferences is actually a linear combination of cases where those women have deterministic preferences. However, one needs to deal with the assumption that w receives at least one acceptable proposal during Algorithm 1.

Each person is either matched in all stable matchings or single in all stable matchings. For each person p , define X_p the event where p is matched. For every woman w , event X_w is true if and only if w receives at least one acceptable proposal during Algorithm 1, which does not depend on the preference list of w . If we write Y_w the number of stable husbands of w , we have:

$$\forall w \in \mathcal{W}, \quad \mathbb{E}[Y_w \mid X_w] \leq 1 + \ln d_w + \mathbb{E} \left[\ln \frac{\mathcal{D}_w(\mu_{\mathcal{W}}(w))}{\mathcal{D}_w(\mu_{\mathcal{M}}(w))} \mid X_w \right]$$

We write $Y = \sum_{w \in \mathcal{W}} Y_w$ the total number of stable pairs. Using linearity of expectation we obtain:

$$\begin{aligned} \mathbb{E}[Y] &= \sum_{w \in \mathcal{W}} \mathbb{E}[Y_w \mid X_w] \cdot \mathbb{P}[X_w] \leq \sum_{w \in \mathcal{W}} (1 + \ln d_w) \cdot \mathbb{P}[X_w] \\ &\quad + \sum_{w \in \mathcal{W}} \mathbb{E}[\ln(\mathcal{D}_w(\mu_{\mathcal{W}}(w))) \mid X_w] \cdot \mathbb{P}[X_w] \end{aligned} \quad (6)$$

$$- \sum_{w \in \mathcal{W}} \mathbb{E}[\ln(\mathcal{D}_w(\mu_{\mathcal{M}}(w))) \mid X_w] \cdot \mathbb{P}[X_w] \quad (7)$$

The two sums (6) and (7) can be rewritten as sums over men: for every stable matching μ we have

$$\sum_{w \in \mathcal{W}} \mathbb{E}[\ln(\mathcal{D}_w(\mu(w))) \mid X_w] \cdot \mathbb{P}[X_w] = \sum_{m \in \mathcal{M}} \mathbb{E}[\ln(\mathcal{D}_{\mu(m)}(m)) \mid X_m] \cdot \mathbb{P}[X_m]$$

Using once again linearity of expectation:

$$\mathbb{E}[Y] \leq \sum_{w \in \mathcal{W}} (1 + \ln d_w) \cdot \mathbb{P}[X_w] + \sum_{m \in \mathcal{M}} \mathbb{E} \left[\ln \frac{\mathcal{D}_{\mu_{\mathcal{W}}(m)}(m)}{\mathcal{D}_{\mu_{\mathcal{M}}(m)}(m)} \mid X_m \right] \cdot \mathbb{P}[X_m]$$

To conclude the proof, observe that the sum $\sum_w \mathbb{P}[X_w]$ is at most $N = \min(M, W)$, and that the ratio $\mathcal{D}_{\mu_{\mathcal{W}}(m)}(m)/\mathcal{D}_{\mu_{\mathcal{M}}(m)}(m)$ is at most r_m . \square

As long as the ratios r_m are polynomial in N , the expected number of stable pairs is $O(N \ln N)$.

D.2 Symmetric popularities

In this subsection, both men and women have popularity preferences. We say that popularities are *symmetric* when for every acceptable pair (m, w) we have $\mathcal{D}_w(m) = \mathcal{D}_m(w)$. Symmetric popularities model “cross-sided” correlations, for example when men and women prefer partners with whom they share some centers of interest. Interestingly, symmetric popularities can also encompass “one-sided” correlations: defining $\mathcal{D}_m(w) = \mathcal{D}_w(m) = \mathcal{D}(m) \cdot \mathcal{D}(w)$ is equivalent (because of the renormalization of popularities) with men and women having an intrinsic popularity specified by \mathcal{D} .

To measure the extent to which popularities are symmetric, we introduce a parameter $r \geq 1$, such that for each acceptable pair (m, w) the values of $\mathcal{D}_w(m)$ and $\mathcal{D}_m(w)$ are within a factor r of each other.

Theorem 28. *Let $r \geq 1$ be a parameter. Assume that each person p has popularity preferences defined by \mathcal{D}_p over a set of $d_p \geq 1$ acceptable partners, such that if man m and woman w are mutually acceptable then the values of $\mathcal{D}_w(m)$ and $\mathcal{D}_m(w)$ are within a factor r of each other. Then:*

$$\mathbb{E}[\text{Number of stable pairs}] \leq N(1 + \ln r) + \sum_{w \in \mathcal{W}} \frac{\ln d_w}{2} + \sum_{m \in \mathcal{M}} \frac{\ln d_m}{2}$$

When $r = 1$, popularities are symmetric and the number of stable pairs is at most $N + N \ln N$.

PROOF. For each person p , define X_p the event where p is matched. We write Y the total number of stable pairs. Using the fact that women have popularity preferences, we start with the same proof as Theorem 27.

$$\mathbb{E}[Y] \leq \sum_{w \in \mathcal{W}} (1 + \ln d_w) \cdot \mathbb{P}[X_w] + \sum_{m \in \mathcal{M}} \mathbb{E} \left[\ln \frac{\mathcal{D}_{\mu_W(m)}(m)}{\mathcal{D}_{\mu_M(m)}(m)} \mid X_m \right] \cdot \mathbb{P}[X_m] \quad (1)$$

Symmetrically, we can use the fact that men have popularity preferences, and use a symmetric version of Theorem C to bound the expected number of stable wife of each man.

$$\mathbb{E}[Y] \leq \sum_{m \in \mathcal{M}} \left(1 + \ln d_m + \mathbb{E} \left[\ln \frac{\mathcal{D}_m(\mu_M(m))}{\mathcal{D}_m(\mu_W(m))} \mid X_m \right] \right) \cdot \mathbb{P}[X_m] \quad (2)$$

Summing equations (1) and (2) yields

$$\begin{aligned} 2\mathbb{E}[Y] &\leq \sum_{w \in \mathcal{W}} (1 + \ln d_w) \cdot \mathbb{P}[X_w] + \sum_{m \in \mathcal{M}} (1 + \ln d_m) \cdot \mathbb{P}[X_m] \\ &\quad + \sum_{m \in \mathcal{M}} \mathbb{E} \left[\ln \frac{\mathcal{D}_{\mu_W(m)}(m)}{\mathcal{D}_m(\mu_W(m))} + \ln \frac{\mathcal{D}_m(\mu_M(m))}{\mathcal{D}_{\mu_M(m)}(m)} \mid X_m \right] \cdot \mathbb{P}[X_m] \end{aligned}$$

To conclude the proof, observe that the sums $\sum_w \mathbb{P}[X_w]$ and $\sum_m \mathbb{P}[X_m]$ are at most $N = \min(M, W)$, and that all ratios $\mathcal{D}_w(m)/\mathcal{D}_m(w)$ and $\mathcal{D}_m(w)/\mathcal{D}_w(m)$ can be bounded by r . \square

E PROOF OF THEOREM D

Theorem D provides a bound on the maximal ratio of popularity of two stable husbands of a woman. The bound depends on how uniform the preferences of men are (parameter R_M) and how similar the preferences of women are (parameter Q_W).

Theorem D. *Assume that men and women have popularity preferences. Denote*

$$R_M = \max_{\substack{m \in \mathcal{M} \\ w_0, w_1 \in \mathcal{W}}} \frac{\mathcal{D}_m(w_0)}{\mathcal{D}_m(w_1)} \quad Q_W = \max_{\substack{w_0, w_1 \in \mathcal{W} \\ m_0, m_1 \in \mathcal{M}}} \frac{\mathcal{D}_{w_0}(m_0)}{\mathcal{D}_{w_0}(m_1)} \cdot \frac{\mathcal{D}_{w_1}(m_1)}{\mathcal{D}_{w_1}(m_0)}.$$

Let w be a woman. Then with probability $\geq (1 - \frac{2}{N^2})$ the popularity ratio (for w) between any two stable husbands of w is no more than $(N^5 \cdot Q_W)^{1 + \frac{4 \ln(N)(1 + \log_2(N))}{\ln(1 + 1/R_M)}}$.

PROOF OF THEOREM D. Fix a woman w and denote μ_M be the man-optimal stable matching. In the sequel, we reference as "w-popularities" the popularities from the point of view of w given by \mathcal{D}_w . We also fix the preferences of all women except w .

The proof relies on the computation of the set of stable husbands of w by Algorithm 3.

The algorithm is presented as running deterministically, with all preferences of men and women given as input, chosen *ex-ante* before the algorithm starts; however in the case of popularity preferences (Definition 2) this algorithm can also be seen as a stochastic process.

In phase 1 of Algorithm 3, instead of computing the lists of men *ex-ante*, we might instead disclose them progressively along the execution of the algorithm. When a man is about to propose, he randomly picks a woman among those to whom he has not proposed yet, following a lottery whose probabilities are proportional to the popularities of the remaining women. When a woman $\neq w$ receives a proposal, her answer is deterministic, consistent with her preferences fixed *ex-ante*. When w receives a proposal, she refuses it.

In phase 2 of Algorithm 3, woman w parses the list s of proposals she received. She accept a proposal from a man of popularity p with probability $\frac{p}{p + p_\perp}$, where p_\perp denotes the sum of the popularities of men from whom she has received a proposal so far.

This transition probabilities define a stochastic process on the possible states of Algorithm 3. By definition of popularity preferences, a particular execution of the algorithm has the same probability to occur in this stochastic process as in the case where the input data is generated *ex-ante*.

In this stochastic process, we focus on the sequence H_0, H_1, \dots of men that are enumerated by Algorithm 3, after the initial computation of the man-proposing stable matching μ_M . The sequence includes all men doing a proposal, including proposals to w but also to other women. A man appears in the list as many times as he makes a proposal. The set of stable husbands of w is exactly the set of men from whom w accepts such a proposal.

We define the notion of *standard preferences* for women $\neq w$. Set

$$T = |N|^5 .$$

Let h, h' be two men and w' a woman such that h' is T times more popular than h but, still, w' prefers h to h' . We say that the preferences of women $\neq w$ are *standard* if no such tuple h, h', w' exists. Given h, h' , there is probability $\frac{1}{1+T}$ that w' prefers h to h' , thus there is probability $\leq \frac{1}{N^2}$ that preferences of women are not standard.

Since w has at most N stable husbands, the contribution of non-standard events to the expected number of husbands of w is at most $\frac{1}{N}$.

Without loss of generality, we assume that men m_1, m_2, \dots, m_N are indexed by increasing w -popularity:

$$\mathcal{D}_w(m_1) \leq \mathcal{D}_w(m_2) \leq \dots \leq \mathcal{D}_w(m_N) .$$

Let i be the index of the husband of w in the man-proposing stable matching

$$\mu_M(w) = m_i .$$

We partition the set of men in sets of exponentially increasing sizes, starting with all men less or equally popular than m . Let $F_0 = [1, m_i]$, $F_1 = (m_i, 2 * m_i]$, $F_2 = (2 * m_i, 4 * m_i]$, ..., $F_j = (2^j * m_i, N]$, where $2^j * m_i < N \leq 2^{j+1} * m_i$. Note that $j \leq \ln_2(N)$.

Set

$$L = \frac{4 \ln(N)}{\ln\left(1 + \frac{1}{R_M}\right)} \quad K = (T \cdot Q_w)^L .$$

For every set F_ℓ , $\ell \in 1 \dots k$, we say that *there is a huge popularity gap* in F_ℓ if the popularity ratio for w in this interval is $\geq K$, i.e. if $\mathcal{D}_w(m_{2^\ell * m_i}) \leq K \mathcal{D}_w(m_{\min(N, 2^{\ell+1} * m_i)})$.

The case where there is no huge popularity gap in any of the F_ℓ , $\ell \in 1 \dots k$ is an easy one: then the most w -popular man m_N has w -popularity at most $K^{j+1} \mathcal{D}_w(m_i)$ hence the conclusion of the theorem since $j \leq \ln_2(N)$.

Otherwise we select the smallest ℓ for which there is huge popularity gap in F_ℓ . Denote $E_0 = F_0 \cup F_1 \cup \dots \cup F_{\ell-1}$ and $E_1 = F_\ell$. We show the following property:

- (♣) Fix the preferences of women $\neq w$ and assume these preferences are standard. Then with probability $\geq 1 - \frac{1}{N^2}$, the w -popularities of men enumerated by Algorithm 3 are less or equal to K times the w -popularity of the most w -popular man in E_0 .

Before turning to the proof of (♣), we show how to use it in order to complete the proof of the theorem. Assume property (♣) holds. Women $\neq w$ have standard preferences with probability $\geq 1 - \frac{1}{N^2}$. By union bound, with probability $\geq 1 - \frac{2}{N^2}$ the conclusion of (♣) holds. By minimality of ℓ , all men in E_0 have popularity $\leq K^{\ell-1} \mathcal{D}_w(m_i)$. Thus, since $\ell \leq j \leq \ln_2(N)$ all men enumerated by Algorithm 3 have popularity $\leq K^{\ln_2(N)} \mathcal{D}_w(m_i)$. Then with probability $\geq (1 - \frac{2}{N^2})$ the popularities of men proposing during the execution of Algorithm 3 are bounded by

$$K^{1+\ln_2(N)} . \quad (3)$$

By hypothesis about standard preferences, w for sure cannot have any stable husband T times less popular than m_i , hence the theorem.

To prove (♣), we assume the preferences of women $\neq w$ are standard and bound the w -popularities of men in the sequence H_0, H_1, \dots . We rely on the following properties of this sequence. Denote $E'_1 \subseteq E_1$ the set of men in E_1 whose w -popularity is above $T \cdot Q_W$ times the least popular men in E_1 and below $T \cdot Q_W$ times the most popular man in E_1 .

- i) the w -popularities of two consecutive men in the sequence H_0, H_1, \dots may increase by a multiplicative factor of at most $T \cdot Q_W$.
- ii) Assume $H_i \in E_0$. Then $H_{i+1} \in E - E'_1$.
- iii) Assume that in the current execution of the algorithm, the proposing man is $H_i \in E'_1$. The probability that H_{i+1} belongs to E_0 conditioned on the current execution is $\geq \frac{1}{R_M+1}$.
- iv) The probability that there exists i such that the sequence H_i, H_{i+1}, \dots stays for more than L consecutive steps in E'_1 is $\leq \frac{1}{N^2}$.

Properties i) - iii) follow from the hypothesis that women $\neq w$ have standard preferences: for a woman $w' \neq w$ married to H_i to accept a proposal from H_{i+1} it is necessary (but not sufficient in general) that $\frac{\mathcal{D}_{w'}(H_i)}{\mathcal{D}_{w'}(H_{i+1})} < T$. In which case $\frac{\mathcal{D}_w(H_i)}{\mathcal{D}_w(H_{i+1})} < T \cdot Q_W$. And if $w' = w$ then w will anyway refuse the proposal from H_{i+1} thus $H_{i+2} = H_{i+1}$. Hence i) and ii). To prove iii), remark that whenever some man H_i from E'_1 proposes to the wife of a man h , the wife will refuse (resp. accept) for sure if h is outside $E_0 \cup E_1$ (resp. is in E_0), because in that case h is at least $T \cdot Q_W$ times more w -popular (resp. less w -popular) than H_i . Since E_0 contains at least half of the men in $E_0 \cup E_1$ and since women married to men in E_0 are at most R_M times less popular for H_i than women married to men in E_1 , we get iii). To prove iv), applying iii) repeatedly shows that for every i the stochastic process H_i, H_{i+1}, \dots may stay in E'_1 for more than L consecutive steps with probability

$\leq \left(1 - \frac{1}{R_M+1}\right)^L = \exp\left(-\ln\left(1 + \frac{1}{R_M}\right) \cdot L\right) = \frac{1}{|N|^4}$. Since the length of the sequence H_0, H_1, \dots is bounded by N^2 , we get iv) by union bound.

To sum up, assuming women $\neq w$ have standard preferences, there is probability $\geq 1 - \frac{1}{|N|^2}$ to see at most $L - 1$ consecutive steps in E'_1 . In this case, according to properties i) and ii), all men enumerated by Algorithm 3 have popularities at most $(T \cdot Q_W)^{L-1}$ times the smallest w -popularity in E'_1 , thus at most $(T \cdot Q_W)^L$ times the largest w -popularity in E_0 . Since $K = (T \cdot Q_W)^L$, this proves (\spadesuit). \square

The proof of Corollary 4 relies on the following lemma.

Lemma 25. *Let w be a woman married to a man $\mu_M(w)$ in the man-proposing stable matching. Denote L_w the list of proposals received by w during the enumeration of stable husbands computed by Algorithm 3. Then*

$$\mathbb{E}[\text{number of stable husbands of } w \mid \mu_M] \leq \ln(|L_w|) + \ln\left(\max_{m \in L_w} \frac{\mathcal{D}_w(m)}{\mathcal{D}_w(\mu_M(w))}\right).$$

PROOF. In the last phase of Algorithm 3, w enumerates the list of proposal she has received. We can remove from the input data of Algorithm 3 the preferences of w among men she does not have received a proposal yet. Then the last phase of Algorithm 3 can be turned to a stochastic process where w progressively reveals her preferences. Lemma 24 specifies how the transition probabilities of this process should be defined in order to guarantee that an execution of the algorithm has the same probability in the two versions (ex-ante vs online revelation of the preferences of w on L).

According to Lemma 24, the probability that w accepts a proposal from a man m of the list depends on: the popularity p of m ; and the sum p_\perp of the popularities of men from whom she has received a proposal during the initial execution of Algorithm 1 or which appear before m in the list L_w . Then w accepts the proposal of m with probability $\frac{p}{p+p_\perp}$.

Let p_0 be the popularity for w of the initial husband $\mu_M(w)$ of w . Let p_\perp be the sum of the popularities received by w during the computation of the man-proposing stable matching. Let $p_1, \dots, p_{|L_w|}$ be the popularities (for w) of the men in the list L_w . Set

$$R = \max_{i \in 1 \dots |L_w|} \frac{p_i}{p_0}.$$

Then, using the sum-integral comparison (2) in the proof of Theorem C,

$$\begin{aligned}
\sum_{i=1}^{|L_w|} \mathbb{P}[\text{proposal } x_i \text{ is accepted by } w] &\leq \ln(p_{\perp} + p_1 + \cdots + p_{|L_w|}) - \ln p_{\perp} \\
&\leq \ln(p_{\perp} + p_1 + \cdots + p_{|L_w|}) - \ln p_0 \\
&\leq \ln(1 + p_1/p_0 + \cdots + p_{|L_w|}/p_0) \\
&\leq \ln(R|L_w|) = \ln(|L_w|) + \ln(R) .
\end{aligned}$$

□

Corollary 4. *Assume that men and women have popularity preferences. The expected number of stable husbands of any woman w is bounded by $O\left(\frac{\ln(Q_w)}{\ln\left(1+\frac{1}{R_M}\right)} \ln^3(N)\right)$.*

PROOF. By inspection of the proof, remark that the bound given by Theorem D is actually a bound on the popularities of proposals received by w during the execution of Algorithm 3 (cf (3)). We conclude with Lemma 25. □