

Analysis of a networked social algorithm for collective selection of a committee of representatives

Alexis R. Hernández,¹ Carlos Gracia-Lázaro,² Edgardo Brigatti,¹ and Yamir Moreno^{2,3,4}

¹*Instituto de Física, Universidade Federal do Rio de Janeiro, Rio de Janeiro, Brazil*

²*Institute for Biocomputation and Physics of Complex Systems (BIFI), Universidad de Zaragoza, Zaragoza, Spain*

³*Department of Theoretical Physics, Faculty of Sciences, Universidad de Zaragoza, Zaragoza, Spain*

⁴*ISI Foundation, Turin, Italy*

(Dated: January 8, 2022)

A recent work (Hernández *et al.*¹²) introduced a networked voting rule supported by a trust-based social network, where indications of possible representatives were based on individuals opinions. Individual contributions went beyond a simple vote-counting and were based on proxy voting. These mechanisms generated a high level of representativeness of the selected committee, weakening the possibility of relations of patronage. By incorporating the integrity of individuals and its perception, here we address the question of the trustability of the resulting committee. Our results show that this voting rule provides high representativeness for small committees with a high level of integrity. Furthermore, the voting system displays robustness to strategic and untruthful application of the voting algorithm.

I. INTRODUCTION

The form of the participation of common people to contemporary and complex democracies is a central issue in the social debate. Many transformation and possible innovation have been recently discussed¹⁻³, often forced by the widespread use of digital technologies, which re-design our interactions in politics and society. A general problem, which ranges from national to neighborhood scales, is the problem of selecting an exemplary group of representatives to make decisions on behalf of the community⁴⁻⁶.

Despite that the theoretical and philosophical debate over these issues has been prolific^{7,8}, examples of empirical construction of new algorithms have been relatively limited⁹⁻¹². Recently, Hernandez *et al.* introduced a new social algorithm for collective selection of a committee of representatives¹². This algorithm for collective selection is developed starting from a standard situation where each voter is allowed to vote for only one candidate. However, the elected representatives are the ones who obtain a better rank among their counterparts, in a way that individual contributions go far beyond a simple vote-counting.

The introduced formal algorithm presents new specific features which could improve legitimation and fairness of governance. The lists of candidates are not fixed in advance, but they emerge as a self-organized process controlled by the voting rules. This fact introduces an effective participation and engagement of the whole community, in contrast to top-down rigid lists of candidates. The voters express not preferences, but opinions, which determine their indications about whom they would like to see as their representatives. Finally, the new proposed mechanism improves the representativeness of the committee, weakening the possibility of relations of patronage and clientelism. Additionally, the mechanism of votes aggregation is supported by a self-declared confidence cir-

cle, which defines a network of trusted individuals. This trust-based social network, which can be implemented on an online platform, is a fundamental ingredient that allows for direct accountability of the elected committee. Even if based on a local network, it can naturally scale to national sizes, translating to those larger scales an efficacious accountability typical of small-sized communities.

In this work, we analyze a new aspect that can be introduced in the original algorithm. Specifically, we incorporate the possibility of a form of direct choice of individuals over the possible elected representatives. By doing that, we mitigate the aspect that voters determine their indications about whom they would like to see as their representative through opinions, valuing the principle that individuals directly select candidates. This new ingredient is implemented by introducing the expression of a preference among the contact network of individuals. Preferences act as a weight on the original opinion-based ranking algorithm in such a way that higher rates for these preferences are assigned to individuals considered more apt to participate in the committee.

The previous mechanism improves the legitimation, fairness, and effectiveness of the committee. In fact, overlaps, which are not controlled by voters, are weighted by a term subjectively assigned by the individuals. This weight should encourage a check on incompetence and corruption. Incompetence because an equal say for every individual is not necessarily always desired. Corruption as the preference should be proportional to the person who demonstrates and promises true integrity: sound ethical principles and trust. As each voter knows their representatives and each committee member knows to whom he is accountable, this fact will allow a strong control over representatives' actions.

The purpose of this work is to present and characterize in depth the new social algorithm throughout computational analyses. In Sec. II we describe the details of the algorithm. Sec. III is devoted to test the new voting rule, modeling the behavior of the selected committee.

The quality of the elected committee is assessed looking at how much their final decisions are consistent with the personal opinions of the community and estimating the general integrity of the elected committee. Finally, Sec. IV presents some discussions of our results and concluding remarks.

II. THE MODEL

Let us assume a system composed by N_e electors interacting on an internet-based platform. The platform allows the voters to declare who belongs to their interaction circle, which renders a network of well-known individuals. Voters also declare their perception of integrity for each individual k belonging to their interaction circle. This perception is condensed in a scalar value $I_{jk} \in [0, 1]$, which represents the perception that individual j has about the integrity of individual k .

In a following step, voters manifest their opinions on N_i issues. Issues are organized in questions which can be defined by a committee or by means of a self-organized process internal to the community. The answers of each individual j are organized in a vector v^j , composed by N_i cells. Each cell assume the value 1 for a positive answer, -1 for a negative one or 0 for a question left unanswered. Given the previous steps, the representative of a given individual j is selected by means of the following algorithm.

We compute the vector's overlap of each individual j with all his neighbors k through the following expression¹²:

$$v^j * v^k = \frac{\sum_{m=1}^{N_i} (v_m^j \cdot v_m^k) \delta(v_m^j, v_m^k)}{\sum_{m=1}^{N_i} (v_m^j \cdot v_m^k)^2}, \quad (1)$$

where the numerator counts the number of questions answered in the same way (only yes or not) and the denominator counts the number of questions answered simultaneously by both individuals; δ stands for the Kronecker delta which is 1 if $v_m^j = v_m^k$ and 0 otherwise. Then, we calculate the product of the previously defined overlap with the variable I_{jk} (*i.e.*, the integrity of k as perceived by j), obtaining the ranking function:

$$R_{jk} = I_{jk} (v^j * v^k). \quad (2)$$

The introduction of the term I_{jk} establishes a form of direct choice of the individual j over the possible elected representative. In fact, overlaps, which are not controlled by voters, are weighted by a term subjectively assigned by the individuals. Note that we are simply considering the term I_{jk} and not any possible statistical measure of the different I_{jk} associated to each agent k . In this way, we are clearly losing information but the main goal of this study is to describe the effects of a subjective term on the voting rule and not to obtain a more efficient voting rule in detecting the best representatives. Finally, each individual j will indicate as her representative the

individual k' for which $R_{jk'}$ is maximum. In the case where the same maximum value is shared by more than one individual, the one with a higher connectivity is selected as the representative. For the exceptional case of equal connectivity, the representative is randomly chosen between the equivalent ones.

After the selection of the representative k' for every voter j , the final step consists of choosing the aggregate of representatives of the entire community. To this end, we construct a directed graph, which we call the representative graph, where a node represents each individual and a directed link connects the individual with her personal representative. In this graph, which in general is composed by different disconnected clusters, cycles are present. These cycles represent individuals that have been mutually indicated by themselves. In details, we can affirm that the representative graph is a directed graph with out-degree 1. It is made of some disconnected components each one formed by a cycle with trees attached to the cycle nodes (see Figure 1). As all the individuals outside the cycles are represented by the individuals belonging to them, individuals who belong to cycles are the proper potential representatives for the community.

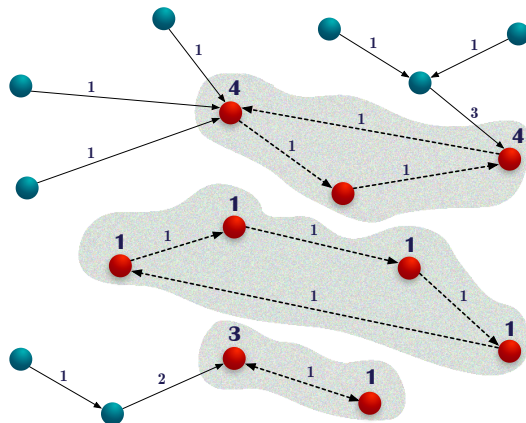


FIG. 1. Schematic representation of the vote process. Nodes stand for the individuals; the red ones belong to a cycle and will be confirmed as representatives if they collect more votes that the established threshold. The big numbers associated to the nodes represent the received cumulated votes. Arrows stand for the indication of each individual and the small numbers associated to them represent the number of transferred votes. Dotted arrows belong to a cycle, where there is no cumulative transfer of votes.

As a final step, among the individuals belonging to a cycle, only the ones with a number of votes larger than a threshold Θ are indicated as representatives. Votes are counted considering the cumulative flow defined by the directed graph. If the individual j is pointing to z , z receives all the votes previously received by j plus one. This flow of votes is computed only following links outside the cycles. Inside the cycles, only the single vote of an individual is counted. To sum up, the votes v received

by an individual i inside a cycle are equal to:

$$v_i = 1 + \sum_{t \in G(i)} l_t \quad (3)$$

where $G(i)$ is the set of all the trees ending at node i and l_t is the number of links of the tree t . Based on this score, the number of representatives is reduced and results to be a fraction of the total number of individuals that belongs to the cycles.

III. RESULTS

In our simulations, each individual is assigned an intrinsic integrity i_k which is a number uniformly distributed in the interval $[0, 1]$. The perceived integrity I_{jk} corresponds to i_k shifted by the error in the perception that individual j have on the integrity of individual k , which is modeled by a scalar $\delta i_{j,k}$ drawn from a Gaussian distribution $N(0, \sigma_p)$. In order to keep $I_{jk} \in [0, 1]$, I_{jk} values greater than 1 are set to 1 and negative values are set to 0: $I_{jk} = \max[\min(i_k + \delta i_{j,k}, 1), 0]$. On the other hand, the individuals' opinions in relation to the selected issues are randomly generated with the following rule: given an issue i , an individual does not have an opinion ($v_i = 0$) with probability $1/3$. The probability to have an opinion $v_i = +1(-1)$, is $1/3 + \epsilon_i$ ($1/3 - \epsilon_i$), where ϵ_i is a random variable following a normal distribution with mean value equal to zero and $\sigma^2 = 0.05$.

The interaction circle of each individual is modeled generating a network where nodes represent individuals and links the social relationships present in the community. The interaction circle of an individual is obtained selecting a node and considering its first neighbors. Note that an important simplification of this approach is the fact that it generates individuals with symmetric social relationships. In the following analysis three types of networks are considered. Homogeneous random networks, implementing the Erdős-Rényi model¹³, where the degree distribution is peaked around a typical value $\langle k \rangle$; heterogeneous networks, using the Barabasi-Albert model¹⁴, with a power-law degree distribution $P(k) \propto k^{-3}$; and the so-called small-world Watts and Strogatz network model¹⁵. Our aim is not to model specific aspects of a real social network, but to use simple examples just to discuss the possible influence of some relevant network properties (such as the heterogeneity in the degree distribution, the average degree and the small-world property), on the behavior of our model.

The system can be characterized by three observables:

- The normalized committee size, which is the ratio between the number of elected individuals (E) and the total number of individuals of the community: $F = E/N_e$.
- The representativeness R , which is measured calculating the fraction of decisions expressed by the

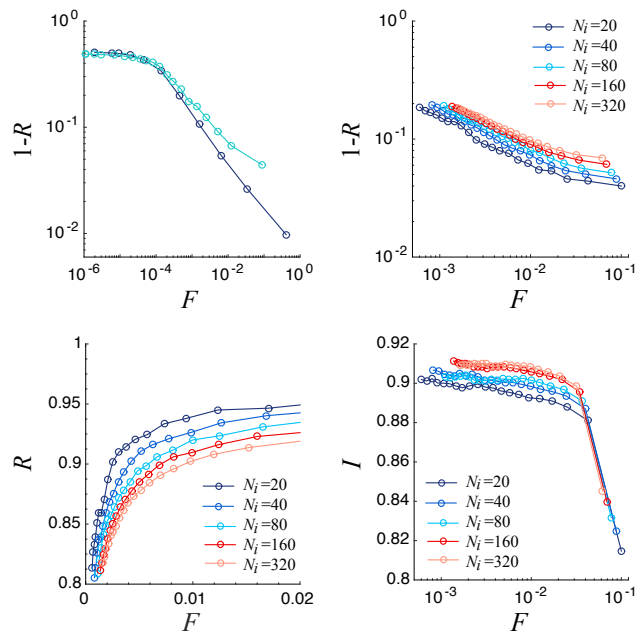


FIG. 2. *Top*: On the left, logarithmic plot of $1 - R$ versus normalized committee size for the NVR proposed in¹² (dark blue points) and the one proposed here (NVR_L, light blue points) with $N_i = 40$. On the right, $1 - R$ versus normalized committee size for different N_i values. *Bottom*: Representativity (left) and Mean Committee Integrity (right) as a function of normalized committee size. We consider a Erdős-Rényi network with $N_e = 10000$, $\langle k \rangle = 40$ and $\sigma^2 = \sigma_p^2 = 0.05$. Results are averaged over 100 different realizations.

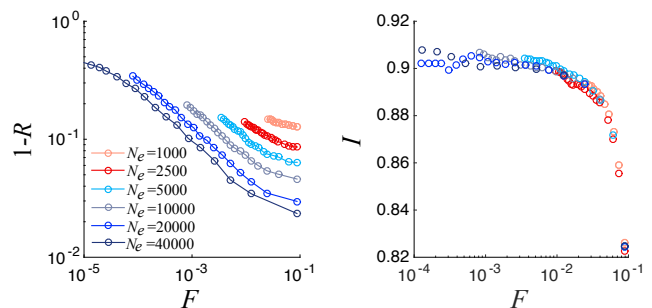


FIG. 3. Logarithmic plot of $1 - R$ versus normalized committee size (left). Mean Committee integrity as a function of normalized committee size (right), for different numbers of electors N_e . We consider a Erdős-Rényi network with $N_e = 10000$, $N_i = 40$ and $\sigma^2 = \sigma_p^2 = 0.05$. Results are averaged over 100 different realizations.

elected committee (e_j) which matches with the community decisions (c_j) over all the considered N_i issues: $R = \frac{\sum_{j=1}^{N_i} \delta(e_j - c_j)}{N_i}$. The decisions of the elected committee are attained by means of a majority vote where each representative's vote is weighted by the numbers of popular votes he collected during the election procedure. The commu-

nity decision correspond to the result of a plebiscite, where every individual votes following the opinion expressed in his vector v^j (no opinion corresponds to abstention). For $R = 1$ a perfect representativeness is obtained: a committee makes all the decisions in line with the popular will. On the opposite, for binary decisions, $R = 1/2$ corresponds to a non-representative committee, whose decisions are completely uncorrelated to the popular will. A useful observable is $1 - R$, which measures how far the system is from the perfect representativeness. This quantity is particularly interesting because, for the original model without integrity¹², it presents a simple and robust relation with F :

$$1 - R \propto 1/\sqrt{F} \quad (4)$$

- The integrity I which is the mean value of the intrinsic integrity i_k of the individuals selected for the committee.

We perform our analysis varying the value of the threshold Θ , such as to obtain committees of relatively small size but which express a high level of representativeness - close to 0.9 - (see¹² for details). In order to explore the relation between committee size and representativeness we plot the representativeness versus the normalized committee size. As can be clearly appreciate in the logarithmic plot of $1 - R$ versus the normalized committee size, F (Figure 2), the introduction of the integrity parameter has a marginal impact on the relation 4, which is conserved also after the introduction of the selection of the individuals' integrity. Only for higher values of F , which are unpractical, a slightly worse representativeness in relation to the classical algorithm can be perceived. As for the classical algorithm, for fixed R , the normalized committee size increases if the number of issues is increased. The integrity behavior as a function of F has a quite simple response: it shows very high values and a final abrupt drop for large committee size, because, in this situation, the probability for lower integrity individuals to obtain the amount of votes needed to be elected become relevant. The dependence on N_i is weak and establishes a tradeoff between Representativity and Integrity. More issues make the overlap less relevant in the computation of R_{ik} improving the integrity at the expenses of the representativity.

The dependence of the above observables with the system size N_e (Figure 3) shows that the latter has an impact on the representativeness but not on the integrity behavior. In fact, as it was the case in the original model, when fixing R the committee size decreases for larger system sizes. For example, for the parameters used in Figure 3, a representativity of 0.9 corresponds to a committee of 78 members for a community of 2500 individuals, and to 36 representatives for $N_e = 40000$. Furthermore, as can be seen in Figure 4, the error in the perception of the integrity, which is controlled by the parameter σ_p , has no

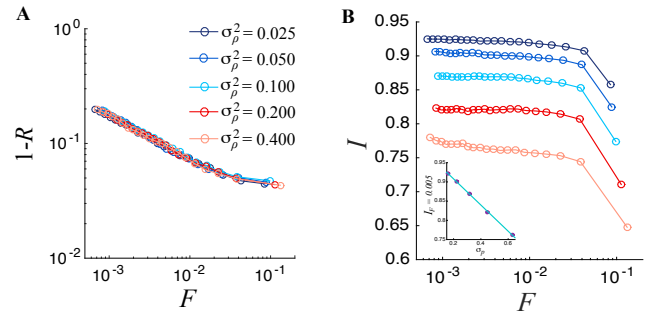


FIG. 4. Logarithmic plot of $1 - R$ versus normalized committee size (left). Mean Committee Integrity as a function of normalized committee size (right). In the inset we show the linear behaviour of $I_{F=0.005}$ with σ_p ($I_{F=0.005} = -0.34\sigma_p + 0.98$). We consider a Erdős-Rényi network with $N_e = 10000$, $N_i = 40$, $\sigma^2 = 0.05$ and $\langle k \rangle = 40$. Results are averaged over 100 different realizations.

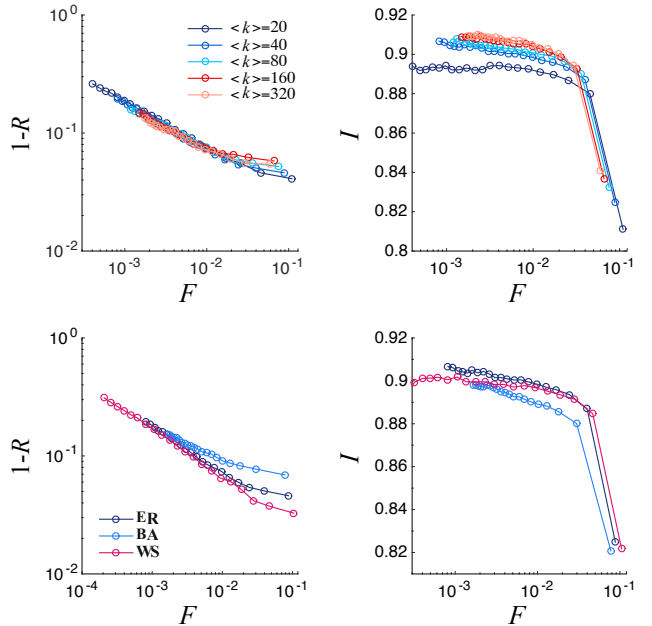


FIG. 5. Top: Logarithmic plot of $1 - R$ versus normalized committee size (left) and Mean Committee Integrity as a function of normalized committee size (right) for different values of $\langle k \rangle$. Bottom: Logarithmic plot of $1 - R$ versus normalized committee size (left) and Mean Committee Integrity as a function of normalized committee size (right) for different network topologies. We consider a Erdős-Rényi network with $N_i = 40$, $\langle k \rangle = 40$ and $\sigma^2 = \sigma_p^2 = 0.05$. Results are averaged over 100 different realizations.

effect on the representativeness. In contrast, it obviously affects the committees' integrity. The plateau values of I decrease with σ_p , following a simple linear dependence on this parameter. Higher values of errors in the integrity perception linearly correspond to worse values in the integrity selection (see inset in Figure 4).

In Figure 5, we can see that the representativeness is

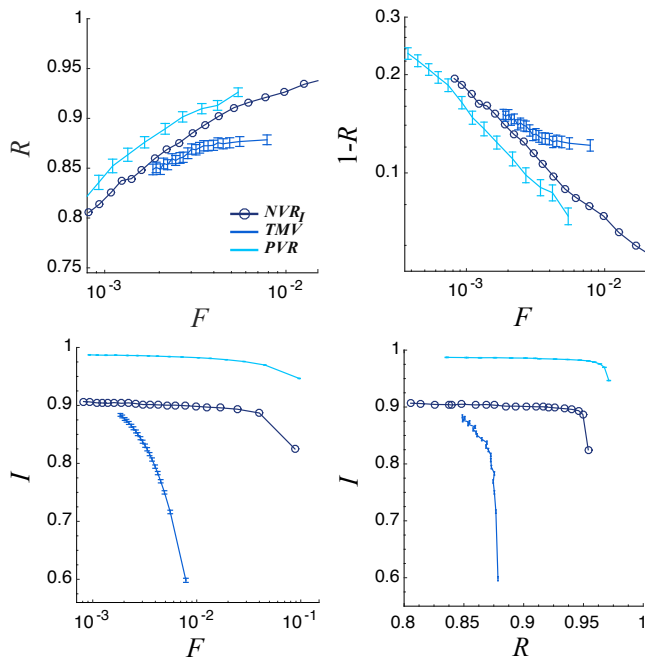


FIG. 6. Top: Representativity versus normalized committee size (left), logarithmic plot of $1-R$ versus normalized committee size (right). Bottom: Mean Committee integrity as a function of normalized committee size (left) and Representativity (right). The results correspond to the Networked Voting Rule (NVR_I), the Traditional Majority Voting (TMV) and a Perfect Voting Rule (PVR) with parameters $N_e = 10000$, $N_i = 40$ and $\sigma^2 = \sigma_p^2 = 0.05$. For the NVR_I we use a Erdős-Rényi network with $\langle k \rangle = 40$. For the TVR we set the initial number of candidates $N_c = 100$. Results are averaged over 100 different realizations. See the main text for a detailed explanations of the voting rules.

not strongly dependent on the connectivity of the network. For sufficient high $\langle k \rangle$, the curves show the same behaviors. The heterogeneity in the degree distribution of the network marginally impacts the results. For high values of F , the Barabasi-Albert network performs moderately worse than the Erdős-Rényi one. As in the case of the original algorithm, higher connectivity generates a small bias in the selection of the more representative individuals. In contrast, the small world property of the Watts-Strogatz network positively influences the algorithm allowing slightly better results in terms of representativeness. This last behavior is more pronounced than in the case of the original algorithm.

An important analysis is the comparison of our model behavior with other traditional methods of representatives selection. To this end, we compare theoretically the representativeness and the integrity of committees of the same size. A first widespread model is a traditional majority voting rule (TMV) for electing representatives in a closed list of previously determined candidates. In our implementation, a list of N_c candidates is randomly selected among the community and each individual j votes for the candidate who presents the higher R_{jk^*} value (k^*

belongs to the list of N_c candidates). Note that also in this case the evaluation of the integrity is influenced by errors in the perception. Decisions are taken with the same weighted voting rule. This modeling approach mimics a voter who has a perfect knowledge of the candidates, and it assumes that he makes a rational decision to maximize his representation. Also for this voting rule, representativeness is computed by comparing the decisions taken by the committee, obtained with a weighted majority voting process, with the results of the direct popular vote. As can be appreciated in Figure 6, our model is by far more efficient, reducing the size of the committees in more than a half and showing a better selection of the integrity of the representatives.

Finally, we compare our method to an idealized perfect voting rule (PVR). This rule represents a situation of rational individuals that have a perfect knowledge of all the other individuals, which means that they perfectly know the opinion of all the other individuals. Moreover, they are globally networked, which means that they have a direct access to all other individuals, allowing their acts to be checked. In this situation, a voter indicates the individual that has the higher overlap with his opinion vector and the best integrity (the higher R_{jk^*} value). Note that in this case the evaluation of the integrity is not influenced by errors in the perception. The selected committee is formed by the first $F \cdot N_e$ individuals which poll more. Also in this case, the committee decisions are taken by means of a weighted majority vote. This voting rule, although unrealistic, is still useful, at least, in two respects. First, very small communities can exhibit similar characteristics. Second, the model is a useful yardstick for evaluating the levels of representativeness of other more realistic models. The relation between representativeness and committee sizes can be compared also in the case of the PVR rule (see Figure 6). It is quite impressive that the representativeness of our networked voting rule is comparable with the perfect one. The PVR rule is able to select a committee with a higher integrity score, but this is possible because in this situation integrity of everybody is tested, and not only the integrity of a small subset, as it happens for our networked rule.

We conclude our analysis testing the resilience of our networked voting rule to possible attacks. We consider the situation in which a group of voters decides to assign high I_{jk} scores to some individuals who, in contrast, are characterized by a low personal integrity. This behavior can model relations of patronage and clientelism, where individuals with low integrity organize a network of social relationships for obtaining political support. In our model this behavior can be modeled introducing a percentage of individuals p for whom $I_{jk} = 1 - I_{jk}$. As can be seen in Figure 8, representativeness is not seriously affected by this actions. In contrast, the integrity of the elected committee is obviously strongly influenced by this ill behavior. As can be clearly seen fixing a value for F , integrity undergoes an abrupt transition from high values towards very low values as p increases.

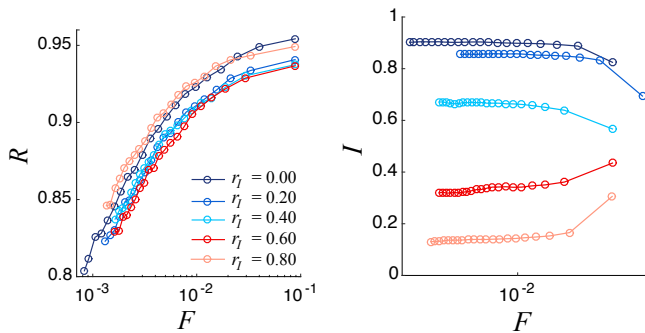


FIG. 7. Top: Representativity versus normalized committee size (left), Mean Committee integrity as a function of normalized committee size (right).

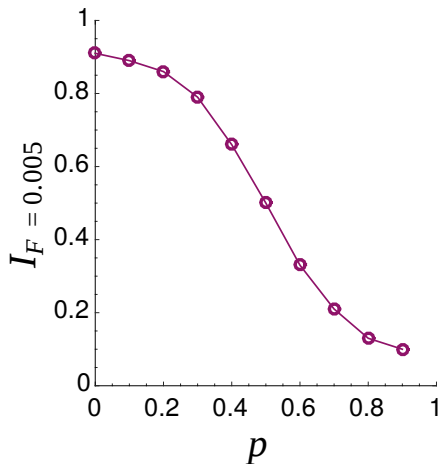


FIG. 8. Mean Committee Integrity for a normalized committee size $F = 0.005$ ($I_{F=0.005}$) as a function of the percentage of individuals with a distorted perception of the integrity (p). We consider a Erdős-Rényi network with $N_e = 10000$, $\langle k \rangle = 40$ and $\sigma^2 = \sigma_p^2 = 0.05$. Results are averaged over 100 different realizations.

IV. CONCLUSIONS

We analyzed a new voting algorithm, particularly well suited for online social networks, for selecting a committee of representatives with the aim of enhancing the par-

ticipation of a community both as electors and as representatives. This voting system is based on the idea of transferring votes through a path over the social network (proxy-voting systems). Votes are determined by an algorithm which weights the similarity of individuals opinions and the trust between individuals directly connected in a specific social network.

Our computational analyses suggest that this voting algorithm can generate high representativeness for relatively small committees characterized by a high level of integrity. Results of representativeness and integrity are comparable with a theoretically defined perfect voting rule and, in general, they perform better than a traditional voting rule with a closed list of candidates. The introduction of a term which expresses the trust on the integrity of a candidate does not significantly impact the representativeness of the committee, in particular for small and medium size committees. The rule shows a robust behavior in relation to the community size. Besides, the perception of individual integrity directly influences the quality of the committee: higher values of errors in the integrity perception linearly correspond to poorer values in the committees' integrity. On the other hand, representativeness is not strongly influenced by integrity perception.

Interestingly enough, these findings are not strongly dependent on the general properties of the network used to describe the community of voters, as shown by the analysis of networks characterized by different topologies. Finally, the voting system seems robust to strategic and untruthful application of the voting algorithm. In fact, even with a 20% of the votes produced by individuals which vote for candidates with a low personal integrity, the integrity of the committee is substantially unaltered and only if unfair votes are around 40% of the votes an abrupt change is observed. In conclusion, we believe that the voting rule here exposed, which fixes a particular way for the voters to express their preferences and defines a clear algorithm for determining the final identification of the committee, could be implemented in practice. If our results are confirmed in such hypothetical real scenario, the algorithm discussed here will define an efficient form of democracy by delegation based on proxy voting¹¹, which robustly shows high level of representativeness and integrity of the selected committee.

¹ Coleman, Stephen, and Jay G. Blumler. (2009) The Internet and Democratic Citizenship: Theory, Practice and Policy. New York, NY: Cambridge University Press.

² Chadwick, Andrew. (2006) Internet Politics: States, Citizens, and New Communication Technologies. New York and Oxford: Oxford University Press.

³ Hindman, Matthew Scott. (2009) The Myth of Digital Democracy. Princeton, NJ: Princeton University Press.

⁴ Condorcet MJ. 1785 Essai sur l'application de l'analyse à la probabilité des décisions rendues à la plu-

ralité des voix. Paris, France: de l'Imprimerie royale. <https://doi.org/10.3931/e-rara-3791>

⁵ R. S. Katz. Democracy and Elections. Oxford University Press, 1997.

⁶ Kelly J. 1991 Social Choice Bibliography. Soc Choice Welfare. **8**, 97-169. <http://www.jstor.org/stable/41105976>

⁷ Noveck, Beth Simone. (2009) Wiki Government: How Technology Can Make Government Better, Democracy Stronger, and Citizens More Powerful. Washington, DC: Brookings Institution Press.

- ⁸ Shane, Peter M. (ed.). (2004) *Democracy Online: The Prospects for Political Renewal Through the Internet*. New York, NY: Routledge.
- ⁹ M. A. Rodriguez et al., "Smartocracy: Social Networks for Collective Decision Making," 2007 40th Annual Hawaii International Conference on System Sciences (HICSS'07), Waikoloa, HI, 2007, pp. 90-90.
- ¹⁰ H. Yamakawa, M. Yoshida, and M. Tsuchiya. Toward delegated democracy: Vote by yourself, or trust your network. *International Journal of Human and Social Sciences*, **1**, 2007.
- ¹¹ Paolo Boldi, Francesco Bonchi, Carlos Castillo, and Sebastiano Vigna. (2009) Voting in social networks. In *Proceedings of the 18th ACM conference on Information and knowledge management (CIKM '09)*. ACM, New York, NY, USA, 777-786; Paolo Boldi, Francesco Bonchi, Carlos Castillo, Sebastiano Vigna *Viscous Democracy For Social Networks*, *Communications of the ACM*, 2011, **54**,129-137
- ¹² Hernández AR, Gracia-Lázaro C, Brigatti E, Moreno Y. 2018 A networked voting rule for democratic representation. *R. Soc. open sci.* 5: 172265. <http://dx.doi.org/10.1098/rsos.172265>
- ¹³ Erdős P, Rényi A. 1960 On the evolution of random graphs. *Publ. Math. Inst. Hung. Acad. Sci.* 5:17-60.
- ¹⁴ Barabási AL, Albert R. 1999 Emergence of Scaling in Random Networks. *Science*, **286**, 509-512. doi:10.1126/science.286.5439.509
- ¹⁵ Watts DJ, Strogatz SH. 1998 Collective dynamics of "small-world" networks. *Nature*, **393**, 440-442. doi:10.1038/30918