

A Center Manifold Reduction Technique for a System of Randomly Coupled Oscillators

Dimitrios Moirogiannis,^{*} Keith Hayton,[†] and Marcelo Magnasco

Center for Studies in Physics and Biology, The Rockefeller University

(Dated: March 2, 2022)

Abstract

In dynamical systems theory, a fixed point of the dynamics is called *nonhyperbolic* if the linearization of the system around the fixed point has at least one eigenvalue with zero real part. The *center manifold existence theorem* guarantees the local existence of an invariant subspace of the dynamics, known as a center manifold, around such nonhyperbolic fixed points. A growing number of theoretical and experimental studies suggest that some neural systems utilize nonhyperbolic fixed points and corresponding center manifolds to display complex, nonlinear dynamics and to flexibly adapt to wide-ranging sensory input parameters. In this paper, we present a technique to study the statistical properties of high-dimensional, nonhyperbolic dynamical systems with random connectivity and examine which statistical properties determine both the shape of the center manifold and the corresponding reduced dynamics on it. This technique also gives us constraints on the family of center manifold models that could arise from a large-scale random network. We demonstrate this approach on an example network of randomly coupled damped oscillators.

^{*} dmoirogi@gmail.com

[†] khayt86@gmail.com

I. INTRODUCTION

The *manifold hypothesis* proposes that phenomena in the physical world often lie close to a lower dimensional manifold embedded in the full high-dimensional space [Géron 2017]. As technological advancements have allowed the collection of large and often complex data sets, the manifold hypothesis has spurred the creation of a number of *manifold learning*, or *manifold reduction*, techniques [Belkin 2003, Carlsson 2009, Genovese 2012, Dasgupta 2008, Hastie 1989, Kambhatla 1994, Kégl 2000, Narayanan 2009, Niyogi 2008, Perrault-Jones 2012, Roweis 2000, Smola 2001, Tenenbaum 2000, Weinberger 2006]. In this era of “Big Data”, dimensionality reduction techniques are often part of the initial step in the data processing pipeline. Reducing dimensions can speed up model fitting, aid in visualization, and avoid the pitfalls of overfitting in high-dimensional data sets [Géron 2017].

In the field of neuroscience, where large collections of high-dimensional data are often the focus of research, a growing number of studies suggest that neural systems lie close to a dynamical systems structure known as a *center manifold*. These studies include entire hemisphere ECoG recordings [Solovey 2012, Alonso 2014, Solovey 2015], experimental studies in premotor and motor cortex [Churchland 2012], theoretical [Seung 1998] and experimental studies [Seung 2000] of *slow manifolds* (a specific case of center manifolds) in oculomotor control, slow manifolds in decision making [Machens 2005], Hopf bifurcation [Poincaré 1893, Hopf 1942, Andronov] in the olfactory system [Freeman 2005] and cochlea [Choe 1998, Eguíluz 2000, Camalet 2000, Kern 2003, Duke 2003, Magnasco 2003, Hayton 2018b], a nonhyperbolic model of primary visual cortex [Hayton 2018a], and theoretical work on regulated criticality [Bienenstock 1998].

To understand center manifolds, we now review some basic ideas and definitions from dynamical systems theory. First, the classical approach to studying behavior in the neighborhood of an equilibrium point is to examine the eigenvalues of the Jacobian of the system at this point. If all eigenvalues have nonzero real part, then the equilibrium point is called *hyperbolic*. In this case, according to the *Hartman-Grobman theorem*, the dynamics around the point is topologically conjugate to the linearized system determined by the Jacobian [Grobman 1959, Hartman 1960a, Hartman 1960b]. This implies that solutions of the system near the hyperbolic fixed point exponentially decay (or grow) with time constants determined by the real part of the eigenvalues of the linearization. Thus, locally, the

nonlinearities in the system do not play an essential role in determining the dynamics.

This behavior around hyperbolic points is in stark contrast to the dynamics around *non-hyperbolic* fixed points, where there exists at least one eigenvalue of the Jacobian with zero real part [Izhikevich 2007a, Hoppensteadt 2012, Wiggins 2003]. The linear space spanned by the eigenvectors of the Jacobian corresponding to the eigenvalues on the imaginary axis (*critical modes*) is called the *center subspace*. In the case of nonhyperbolicity, the Hartman-Grobman theorem does not apply, the dynamics are not enslaved by the exponent of the Jacobian, and nonlinearities play a crucial role in determining dynamical properties around the fixed point. The classical approach to studying this nonlinear behavior around nonhyperbolic fixed points is to investigate the reduced dynamics on an invariant subspace called a *center manifold*. The *center manifold existence theorem* [Kelley 1967, Carr 2012] guarantees the local existence of this invariant subspace. It is tangent to the *center subspace*, and its dimension is equal to the number of eigenvalues on the imaginary axis. If it is the case that all eigenvalues of the linearization at a nonhyperbolic fixed point have zero or negative real part (no unstable modes), as is often the case in physical systems, then for initial conditions near the fixed point, trajectories exponentially approach solutions on the center manifold [Carr 2012], and instead of studying the full system, we can study the reduced dynamics on the center manifold.

Dynamics on center manifolds around nonhyperbolic fixed points are complex and can give rise to interesting nonlinear features [Adelmeyer 1999, Wiggins 2003, Kuznetsov 2013]. In general, the greater the number of eigenvalues on the imaginary axis, the more complex the dynamics could be. First, since the dynamics are not enslaved by the exponent of the Jacobian, nonlinearities and input parameters play a crucial role in determining dynamical properties such as relaxation timescales and correlations [Yan 2012, Hayton 2018a]. Moreover, activity perturbations on the center manifold neither damp out exponentially nor explode, but instead, perturbations depend algebraically on time. If the center manifold is also delocalized, which can occur even with highly local connections between individual units (units not connected on the original network can be connected on the reduced system on a center manifold), activity perturbations can then also propagate over large distances. This is in stark contrast to the behavior in stable systems where perturbations are damped out exponentially and information transfer can only occur on a timescale shorter than the timescale set by the system's exponential damping constants.

Nonhyperbolic equilibrium points are also referred to as *critical points* [Shnol 2007, Izhikevich 2007b] and the resulting dynamics as *dynamical criticality*. Dynamical criticality is distinct from *statistical criticality* [Beggs 2012], which is related to the statistical mechanics of second-order phase transitions. It has been proposed that neural systems [Chialvo 2010], and more generally biological systems [Mora 2011], are statistically critical in the sense that they are poised near the critical point of a phase transitions [Silva 1998, Fraiman 2009]. Statistical criticality is characterized by power law behavior such as avalanches [Beggs 2003, Levina 2007, Gireesh 2008] and long-range spatiotemporal correlations [Eguíluz 2005, Kitzbichler 2009]. While both dynamical criticality and statistical criticality have had success in neuroscience, their relation is still far from clear [Magnasco 2009, Mora 2011, Kanders 2017a].

In light of the growing evidence that center manifolds play a crucial role in neural dynamics, we feel that it is prudent to develop dimensionality reduction techniques aimed at reducing dynamics which contain a prominent center subspace to more simple low-dimensional dynamics on center manifolds. In this paper, we explore center manifold reduction as a statistical nonlinear dimensionality reduction technique on an example network having random connectivity as its base. The random connectivity is inspired by the Sompolinsky family of neural network models [Sompolinsky 1998], which assume an interaction structure given by a Gaussian random matrix scaled to have a spectrum in the unit disk. This family of neural networks has led to a number of useful results, including a flurry of recent publications [Stern 2014, Lalazar 2016, Rajan 2016, Ostojic 2014, Kadmon 2015, Landau 2016, Sompolinsky 2014, Engelken 2016, Harish 2015].

We study which statistical properties of the random connectivity are essential in determining both the shape of the center manifold and the corresponding reduced dynamics on it. We have previously [Moirogiannis 2017] presented a naive linear approach of this calculation in another paper, but here we will include the nonlinearities of the center manifolds as well. Using the center manifold reduction algorithm, we find that the resulting equations depend crucially on the structure and the statistics of the eigenvectors of the connectivity matrix. Even though the statistical distribution of eigenvalues of a broad class of random matrices has been extensively characterized [Tao 2008], the statistical distribution of the eigenvectors is not well understood [Chalker 1998, Tao 2012, O’Rourke 2016]. Our analysis shows that the reduced dynamics on the center manifold, and thus the collective dynamics of the full

system, can be drastically different from the dynamics of the individual subunits that are randomly coupled. We also find interesting constraints on the family of center manifold models that could arise from a large-scale random network.

In our example, we only consider spontaneous activity; the network is not driven by an external forcing. A number of studies have highlighted the importance of spontaneous activity in cortex [Arieli 1996, Petersen 2003, Fox 2005, Fox 2006]. For example, the spontaneous activity of individual units in primary visual cortex is strongly coupled to global patterns evincing the underlying functional architecture [Tsodyks 1999, Kenet 2003]: during spontaneous activity in the absence of input, global modes are transiently activated that are similar to modes engaged when inputs are presented (Fig. 1). We therefore feel that it is important to understand center manifold reduction in the context of spontaneous activity, as we do in this paper.

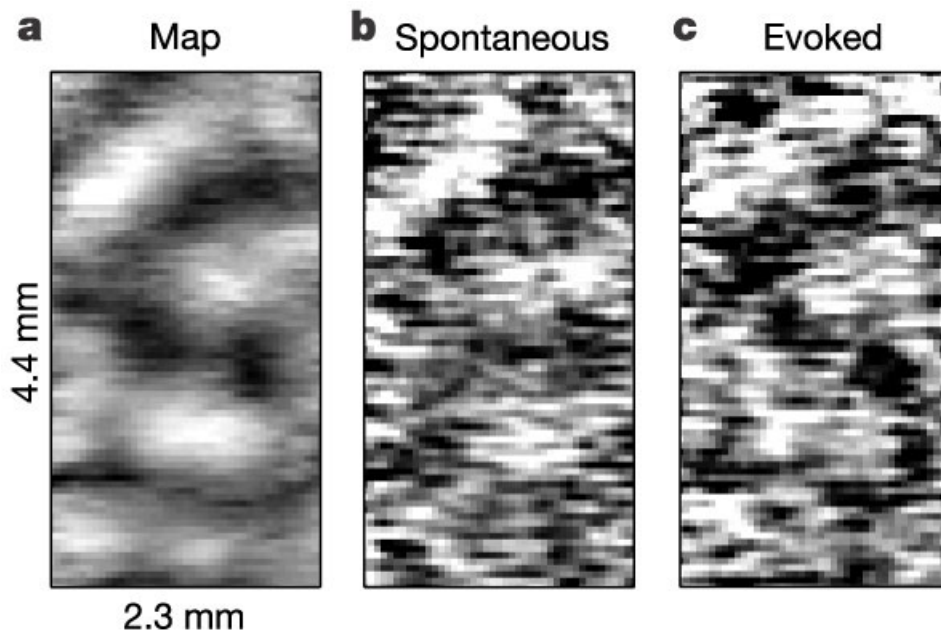


FIG. 1. Reprinted by permission from Springer Nature: Nature. Spontaneously emerging cortical representations of visual attributes. Kenet *et al.* COPYRIGHT 2003. Activity corresponding closely to orientation maps spontaneously arises in the absence of input in an area with orientation selectivity. a) An orientation map of vertical orientation from cat area 18, where most cells are selective for stimulus orientation, obtained by using voltage sensitive dye imaging. b) A map obtained in a single frame from a spontaneous recording session. c) A single frame from an evoked session using the same orientation as for the map.

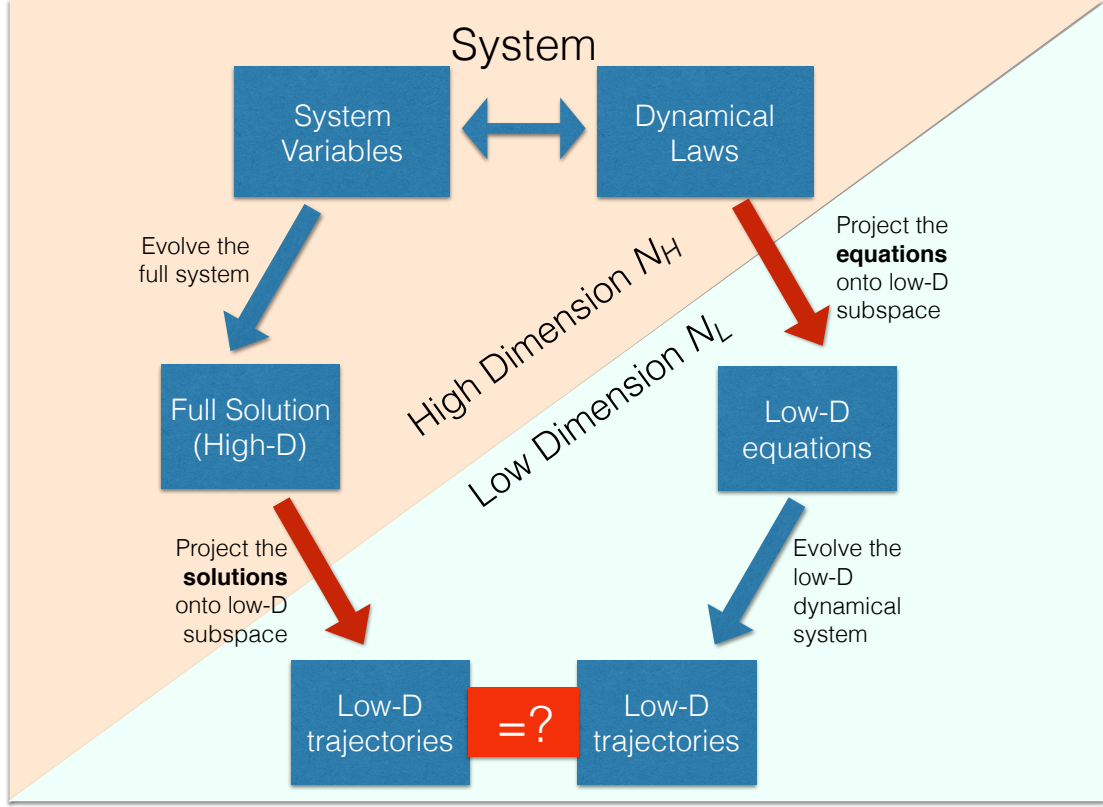


FIG. 2. **Schematics of Dimensionality Reduction**

The general schematics of our dimensionality reduction approach is illustrated in (Fig. 2). At the top left we have the original system variables, which lives in dimension N_H , ruled by a high-dimensional dynamical law. At the bottom right, we have a low-dimensional space, the reduced variables, which live in dimension N_L . On the left branch, we first perform a detailed, costly and precise simulation of every variable in the system, and then we project this high-dimensional solution down into the lower-dimensional space. On the right branch, instead, we first project down the original high-dimensional vector field to obtain the reduced dynamics on the lower-dimensional subspace. We then evolve the reduced dynamics in its low-dimensional space. If both branches give rise to approximately the same low-D trajectories, then the reduction is well defined.

The structure of the paper is as follows. We first introduce some general definitions and the network structure of the specific example we will be using. We then review how the linear projection of the dynamics on the center space can be used for as a reduction approximation for certain simple cases [Moirogiannis 2017], but also how it can fail for a wider range of parameters of the system. Next, we introduce the main focus of the paper, the proposed

center manifold reduction technique, which can be thought as a nonlinear generalization of the linear projection on the center subspace. Finally, using the resulting approximations as numerical Ansatz to correct both the reduced dynamics equations in the case where the naive approximation fails as well as to describe the dynamics of individual units using the reduced dynamics.

II. DEFINITIONS

Let us now establish the notation to be used in further detail, shown schematically in Fig. 3:

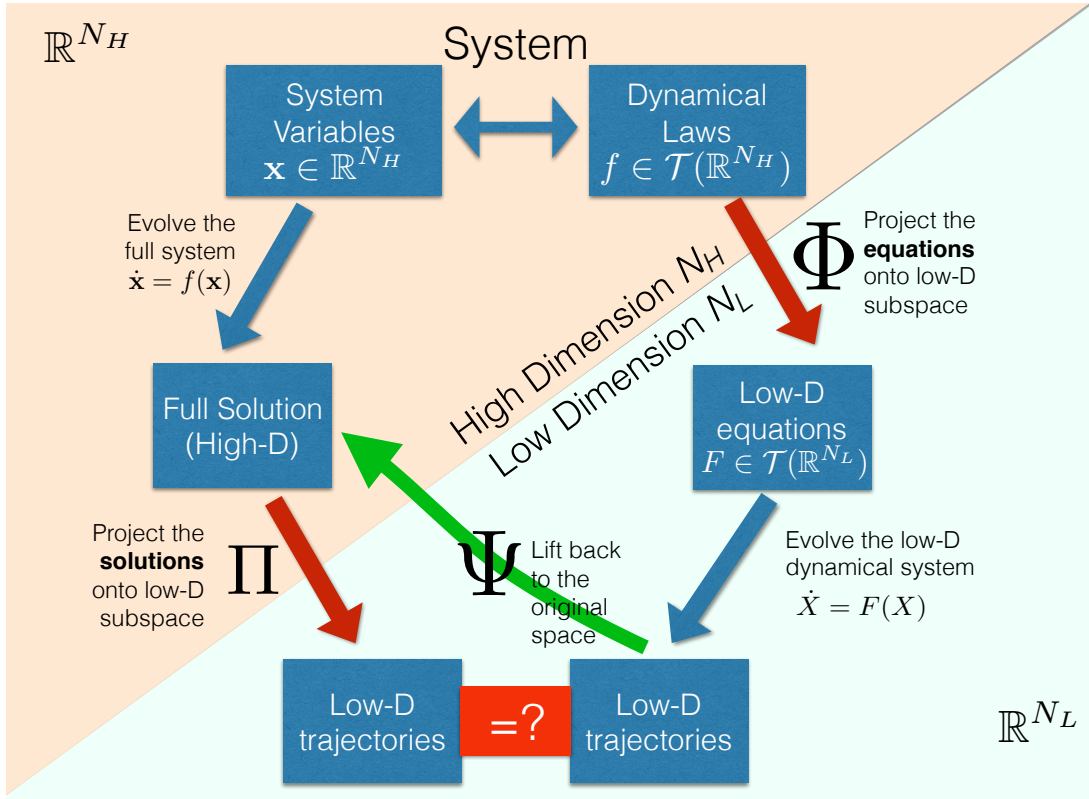


FIG. 3. Operator Definitions

Again, at the top left we have our original full system: many variables $x \in \mathbb{R}^{N_H}$ ruled by a high-dimensional dynamical law $\dot{x} = f(x)$ given by a vector field f in \mathbb{R}^{N_H} , stated as $f \in \mathcal{T}(\mathbb{R}^{N_H})$. At the bottom right we have a low-dimensional space, the reduced variables, which live in \mathbb{R}^{N_L} . On the left branch we first evolve in N_H and then we use a projection operator Π to project the high-dimensional solution down into the lower-dimensional space

On the right branch, instead, we first project down the high-dimensional vector field to obtain a reduced vector field F on the lower-dimensional subspace: $F \in \mathcal{T}(\mathbb{R}^{N_L})$. If we call the projector operator for the equations Φ ; then $F = \Phi\{f\}$. Then we evolve this simpler dynamics $\dot{X} = F(X)$. If both branches give rise to approximately the same low-D trajectories, then we can say we have reduced our system.

Moreover, we need a nontrivial reduction that retains enough information of the statistics of the system in the high-dimensional space. For instance, the diagram always commutes for a single point projection, which of course erases all information of the original system. Thus we define a lift operator Ψ that describes the statistic of the original system as a function of the reduced dynamics.

We will demonstrate the above described methods using the following system of individual modules:

$$\begin{aligned}\dot{x} &= w_{xx}x + w_{xy}y + f(x) \\ \dot{y} &= w_{yx}x + w_{yy}y + g(y)\end{aligned}\tag{1}$$

The nonlinearities are captured by the analytic functions f and g with $f(0) = g(0) = Df(0) = Dg(0) = 0$.

Let $i \in \{1, 2, \dots, N\}$ be a parametrization of modules. We replicate the intramodule dynamics (1) for each of the N modules and couple all modules through variable x with a linear connection matrix M (and through layer y with a linear connection matrix L , but we will later consider $L = 0$):

$$\begin{aligned}\dot{x}_i &= w_{xx}x_i + w_{xy}y_i + f(x_i) + \sum_j M_{ij}x_j \\ \dot{y}_i &= w_{yx}x_i + w_{yy}y_i + g(x_i) + \sum_j L_{ij}y_j\end{aligned}\tag{2}$$

A common way to study such systems is to define $M_{ij} = \lambda G_{ij}$, where λ is a global coupling constant and G_{ij} a graph connectivity matrix, whose elements are either 0 or 1, which can be used to describe the connections as occurring only along an underlying lattice. This is a standard setting in physics, where the interaction strength is controlled by a physical constant and therefore affects all extant interactions in parallel. This approach leads to

a changing effective dimensionality of the dynamical system, because as λ is varied, all dynamical eigenvalues of the system move in unison, and hence the number of modes which can potentially enter the dynamics increases with increasing λ . We will take a different approach.

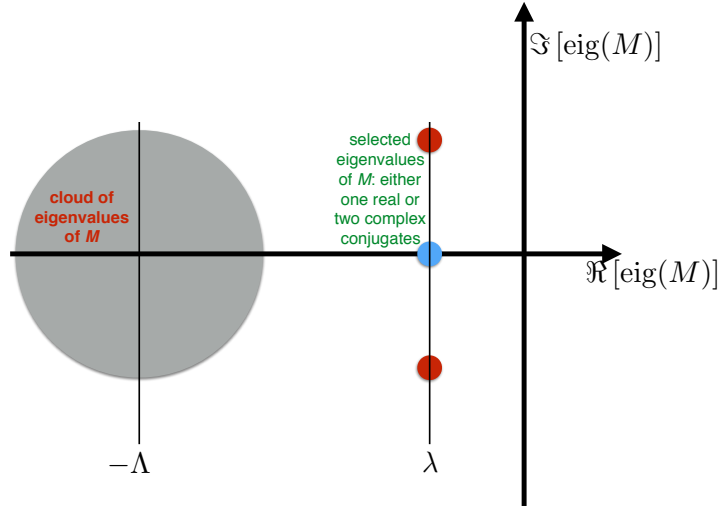


FIG. 4. **The Eigenvalues of M in the Complex Plane** The eigenvalues of M in the complex plane. We shall construct M so that most eigenvalues have strongly negative real parts, around $-d$, while either one real or two complex-conjugate eigenvalues with real part λ will be allowed to approach the imaginary axis.

We shall assume the matrix M_{ij} is under control from slow homeostatic processes, and we shall allow either one single real eigenvalue or a couple of complex-conjugate eigenvalues to increase and approach the stability limits from the left (Fig. 4). The classical approach of doing this in the field of random neural networks is by first generating a base matrix M_0 with a given controlled spectrum. Following a long history of modeling studies, one can assume M_0 to be given by suitably-scaled i.i.d. Gaussian random variables [Sompolinsky 1998]. Following this line of thought, in this work we shall either use M_0 as an $N \times N$ array of i.i.d Gaussians of variance $1/N$ (spectrum in the unit disk in the complex plane, matrix almost surely non-normal) or the antisymmetric component of said M_0 , $M_a = (M_0 - M_0^t)/\sqrt{2}$ (purely imaginary spectrum, matrix is normal). The simplest way of then moving a single

eigenvalue in the spectrum cloud independent of the rest of the eigenvalues and eigenvectors is the Brauer shift formula [Brauer 1952]:

$$M_\mu = M_0 + (\lambda - \lambda_0)(\mathbf{v}\mathbf{w}) \quad (3)$$

where v and w are the corresponding right and left eigenvectors.

We can use this formula to simulate this system with rest of the eigenvalues damping at any value or for simplicity we can assume that the rest of the eigensystem has strongly negative eigenvalues. For large enough $d \in \mathbb{R}^+$, $M = M_{0/a} - d\mathbf{I}$ has the effect of moving the cloud of eigenvalues from a disk centered at zero to a disk centered at $-d$. We can then move a single real eigenvalue $\lambda \in \mathbb{R}$ (with v and w the corresponding right and left eigenvectors) to $\mu \in \mathbb{R}$ using the Brauer shift formula [Brauer 1952]:

$$M_\mu = M_{0/a} - d\mathbf{I} + (d + \mu - \lambda)(\mathbf{v}\mathbf{w}) \quad (4)$$

or a pair of complex conjugate eigenvalues $\lambda, \bar{\lambda}$ to $\mu \pm im(\lambda)i$:

$$M_\mu = M_{0/a} - d\mathbf{I} + (d + \mu - Re(\lambda))(\mathbf{v}\mathbf{w}) + (d + \mu - Re(\bar{\lambda}))(\bar{\mathbf{v}}\bar{\mathbf{w}}) \quad (5)$$

Antisymmetric matrices are normal. Thus consider M to be given by eqn 4 with M_a , the antisymmetric component of a matrix of $N \times N$ i.i.d. Gaussian variables of std $1/\sqrt{N}$; its eigenvalues are purely imaginary $\lambda = i\omega$ with imaginary component distributed like $p(\omega) \approx \sqrt{1 - \omega^2/4}$. Consider one of its null eigenvalues (one is guaranteed to exist if N is odd) and the corresponding eigenvector v . Then define as per Eq (4)

$$M_\lambda = M_a - dI + (d + \lambda)(\mathbf{v}\mathbf{v}^\top) \quad (6)$$

where the left (dual) eigenvector \mathbf{w} of \mathbf{v} is just its transpose \mathbf{v}^\top . All eigenvalues of M , except for the null one we chose, get moved to $-d$, while the null one now has value λ .

The Jacobian matrix at the fixed point 0 is $J = \left[\begin{array}{c|c} M + w_{xx}I & w_{xy}I \\ \hline w_{yx}I & L + w_{yy}I \end{array} \right]$.

Both intermodule and intramodule connectivity and their interplay is essential in evaluating the eigenvalues - eigenvectors pairs of the Jacobian. A useful tool for this evaluation is the following lemma:

Lemma 1: Let $W = \left[\begin{array}{c|c} M & w_{xy}I \\ \hline w_{yx}I & L \end{array} \right]$ with $ML = LM$. Then :

$$(a) \quad Wv = \lambda v \iff \lambda^2 - (\lambda_M + \lambda_L)\lambda + (\lambda_M\lambda_L - w_{xy}w_{yx}) = 0 \quad \& \quad v = \begin{pmatrix} u \\ \phi u \end{pmatrix}, \text{ where}$$

$$Mu = \lambda_M u, \quad Nu = \lambda_L u \text{ and } \phi = \frac{\lambda - \lambda_M}{w_{xy}} = \frac{w_{yx}}{\lambda - \lambda_L}.$$

Proof: Trivial using that 2 matrices commute iff they are simultaneously diagonalizable. ■

The system as a whole, then, has a stability structure given by $2N$ eigenvalues that is a complex interplay of the structured column and the unstructured connections.

III. EXAMPLE NETWORK USED IN THIS PAPER

We now consider a particular case which we can solve in pretty good detail, so as to concentrate on what are the central figures and concepts in this approach. Since each individual unit is 2-D obviously it cannot do much more than have a number of fixed points and limit cycles. In what follows we will deal exclusively with the following N coupled identical damped oscillators $\left(\ddot{x}_i + F(x_i)\dot{x}_i + x_i = \sum_j M_{ij}\dot{x}_j \right)$, i.e. for $i \in \{1, \dots, N\}$:

$$\begin{aligned} \dot{x}_i &= y_i + f(x_i) + \sum_j M_{ij}x_j \\ \dot{y}_i &= -x_i \end{aligned} \tag{7}$$

where $f(x) = \sum_{n \geq 2} c_n x^n$ is analytic.

For example, in the special case $f(x) = -x^3$ we have N coupled identical van der Pol oscillators:

$$\ddot{x}_i = -3\dot{x}_i x_i^2 - x_i + \sum_j M_{ij}\dot{x}_j$$

We will show below we can evaluate the reduced dynamics for a Taylor series of f order-by-order, so some of what follows concentrates on $f(x) = x^\alpha$. But the main issue is the

structure of M , whether it's normal or non-normal; and whether we control a single real or two complex-conjugate eigenvalues.

As we shall see shortly, our procedure for obtaining the global dynamics from the microscopic dynamics involves both the right and the left eigenvectors of M . In general the matrix of left eigenvectors is the inverse of the matrix of right eigenvectors. However if M is normal, then the inverse reduces to the complex conjugate making their relationship much simpler. Therefore we shall explore first normal matrices and then examine the additional issues raised by non-normality. Within normal matrices we shall, as anticipated in (Fig. 4), either control a single real eigenvalue or two complex-conjugate ones.

We can evaluate the eigenvalue-eigenvector pairs of the Jacobian of the system from the corresponding eigenvalue-eigenvector pairs of M using the following corollary:

Corollary 2: Let $W = \left[\begin{array}{c|c} M & w_{xy}I \\ \hline w_{yx}I & 0I \end{array} \right]$ with $w_{xy}w_{yx} < 0$. Then:

$$(a) \ Wv = \lambda v \iff \lambda + \frac{-w_{xy}w_{yx}}{\lambda} = \lambda_M \ \& \ v = \begin{pmatrix} \lambda u \\ w_{yx}u \end{pmatrix}, \text{ where } Mu = \lambda_M u$$

$$(b) \ sign(Re(\lambda)) = sign(Re(\lambda_M))$$

(c) If M has a zero eigenvalue, then W has a pair of complex conjugate eigenvalues $\pm i\sqrt{-w_{xy}w_{yx}}$

(d) If M has a pair of complex conjugate eigenvalues $\pm \alpha i$ then W has 2 pair of complex conjugate eigenvalues with 2 frequencies $\frac{\alpha \pm \sqrt{\alpha^2 - 4w_{xy}w_{yx}}}{2}$.

Proof: Trivial corollary of lemma 1 or see [Hoppensteadt 2012] Theorem 12.1 for a similar statement. ■

IV. CONNECTIVITY MATRIX M

Let us assume that the elements of $M = (m_{i,j})$ are independent randomly distributed gaussians of variance $\frac{1}{N}$ eg: $m_{i,j} \text{ i.i.d. } \sim \mathcal{N}\left(0, \frac{1}{N}\right)$ with spectrum in the unit disk in the complex plane [Tao 2008]. Let $\{V_1, \dots, V_N\}$ be the basis in $\mathbb{C}^{N \times 1} \cong \mathbb{C}^N$ of normalized right

eigenvectors of $M \in \mathbb{R}^{N \times N}$ i.e. $MV = V \begin{pmatrix} \lambda_1 & & 0 \\ & \ddots & \\ 0 & & \lambda_N \end{pmatrix}$, where $V = [V_{,1}, \dots, V_{,N}] \in$

$\mathbb{C}^{N \times N}$. Let $\{W_{,i} = V_{,i}^*\}_{i \in \{1, \dots, N\}}$ be the dual basis of left eigenvectors of M in $\mathbb{R}^{1 \times N} \cong (\mathbb{R}^N)^*$ (where $*$: $\mathbb{R}^N \rightarrow (\mathbb{R}^N)^*$ is the dual map induced by the bilinear form $\langle V_{,i}, V_{,j} \rangle = \delta_{i,j}$) i.e.

$$W = \begin{bmatrix} W_{,1} \\ \vdots \\ W_{,N} \end{bmatrix} = V^{-1}.$$

For any $k \in \{1, \dots, N\}$ and for any sequence of natural numbers of finite length N : $p : \{1, \dots, N\} \rightarrow \mathbb{N}$, and for a given ordered basis (in this case the right eigenvectors with a chosen ordering) let's define:

$$\Gamma_k^p := \sum_{\varphi} (V_{\varphi,k})^* V_{\varphi,1}^{p(1)} \dots V_{\varphi,N}^{p(N)} = \sum_{\varphi} W_{k,\varphi} V_{\varphi,1}^{p(1)} \dots V_{\varphi,N}^{p(N)} = W_k \times \underset{i}{\circledast} V_{,i}^{p(i)} \quad (8)$$

where \times is matrix multiplication and \circledast is element-wise multiplication (and the powers $V_{,i}^{p(i)}$ are elementwise).

In particular for the sequence $\delta_{i,\bullet}$ defined by $j \mapsto \delta_{i,j}$ (8) defines for $k = i$:

$$\Gamma_i^{k\delta_{i,\bullet}} := \sum_{\varphi} (V_{\varphi,i})^* V_{\varphi,i}^k = \sum_{\varphi} W_{i,\varphi} V_{\varphi,i}^k \quad (9)$$

As we will see these random variables play crucial role in describing the essential dynamics of the system. All the results in this part depend on M only through the distribution of the Γ_k^p s and therefore can be extended to any connectivity type (for instance sparse matrices or only close neighbors connections) as long as we know the statistical properties of the Γ_k^p s. As we will see the limits:

$$\lim_{N \rightarrow \infty} \left(N^{\frac{n-1}{2}} \frac{n!}{k_1! \dots k_N!} \Gamma_{\mu}^{(k_1, \dots, k_N)} \right)$$

where $n = k_1 + \dots + k_N$ are crucial, and in particular the limits: $\lim_{N \rightarrow \infty} \left(N^{\frac{k-1}{2}} \Gamma_i^{k\delta_{i,\bullet}} \right)$.

V. CALCULATE Γ 'S FOR NORMAL MATRIX WITH ANTISYMMETRIC GAUSSIAN I.I.D. ENTRIES

In the case of normal matrices (9) can be written us:

$$\Gamma_i^{k\delta_{i,\bullet}} = \sum_{\varphi} V_{\varphi,i}^{k+1} \quad (10)$$

In the case of antisymmetric matrices we numerically observe that the elements of the eigenvectors approximate Gaussians of variance $\frac{1}{N}$ as $N \rightarrow \infty$ with:

$$\lim_{N \rightarrow \infty} \left(N^{\frac{k-1}{2}} \Gamma_i^{k\delta_{i,\bullet}} \right) = \begin{cases} k!! & k \text{ odd,} \\ 0 & k \text{ even.} \end{cases} \quad (11)$$

given by the moments of Gaussian, where $k!!$ is the double factorial $k!! = 1 \cdot 3 \cdots (k-2) \cdot k$. Similarly :

$$\lim_{N \rightarrow \infty} \left(N^{\frac{n-1}{2}} \frac{n!}{k_1! \cdots k_N!} \Gamma_i^{(k_1, \dots, k_N)} \right) = \frac{n!}{k_1! \cdots k_N!} (k_1 - 1)!! \cdots k_i!! \cdots (k_N - 1)!! = n!! \left(\frac{\frac{n-1}{2}}{\frac{k_1}{2}} \cdots \frac{\frac{k_i-1}{2}}{\frac{k_i}{2}} \cdots \frac{\frac{k_N-1}{2}}{\frac{k_N}{2}} \right) \quad (12)$$

if k_i and n are odd and k_j for $j \neq i$ are even. Else = 0. So the Γ 's are given by co-moments of independent Gaussians.

Let us notice that it is known that for random symmetric matrices (Gaussian orthogonal ensemble) eigenvectors are uniformly distributed in the sphere and independent of the eigenvalues (Corollary 2.5.4 in [Anderson 2010]). This is implied by the invariance of the law of X under arbitrary orthogonal transformations as in our case. From [O'Rourke 2016] we know that if v is uniformly distributed on the sphere then $\|v_i\|^2 \sim \text{Beta}\left(\frac{1}{2}, \frac{N-1}{2}\right)$ and $\lim_{N \rightarrow \infty} \|N^{\frac{p}{2}-1} \|v\|_{l_p}^p - E|N(0,1)|^p\| = 0$ almost surely.

VI. LINEAR PROJECTION ONTO THE STABLE AND THE CENTER SPACES - DEFINITIONS

Let $X_{\lambda_k} = \frac{1}{\sqrt{N}} W_k \times \begin{pmatrix} x_1 \\ \vdots \\ x_n \end{pmatrix} = \frac{1}{\sqrt{N}} \sum_i W_{k,i} x_i$ be the normalized (so that X_{λ_k} is of order

1, because $x \cdot x \approx N$ while if M is normal $W_k \cdot W_k = 1$ so that $W_k \cdot x \approx \sqrt{N}$ generically.) coordinates of activity in the basis of right eigenvalues, so :

$$x = \begin{pmatrix} x_1 \\ \vdots \\ x_N \end{pmatrix} = \sqrt{N}V \begin{pmatrix} X_{\lambda_1} \\ \vdots \\ X_{\lambda_N} \end{pmatrix} = \sqrt{N} \sum_i X_{\lambda_i} V_{\cdot,i} \quad (13)$$

where $V_{\cdot,i}$, for $i = 1, \dots, N$ are the right eigenvectors, columns of the matrix V . Applying $\frac{1}{\sqrt{N}}W$ to equations (7) we have, for an eigenvalue $\mu \in \text{spec}(M)$:

$$\begin{aligned} \dot{X}_\mu &= \frac{1}{\sqrt{N}} \sum_i W_{\mu,i} f(x_i) + Y_\mu + \mu X \\ \dot{Y}_\mu &= -X_\mu \end{aligned} \quad (14)$$

Equation (14) will be essential in defining the operator Φ as seen in (Fig. 3). Equation (13) will be essential in defining the operator Ψ .

The Hartman–Grobman theorem only holds for hyperbolic equilibria, so as eigenvalues move close to the critical boundary, the nonlinearities:

$$F_\mu := \frac{1}{\sqrt{N}} \sum_i W_{\mu,i} f(x_i) = \frac{1}{\sqrt{N}} \sum_i W_{\mu,i} f \left(\sqrt{N} \sum_k V_{\cdot,k} X_{\lambda_k} \right) \quad (15)$$

became essential in describing the dynamics.

Equations (7) (similarly for the general equations (2)) can be written in the basis of right eigenvectors corresponding to the eigenvalues, for $\mu \in \text{spec}(M)$:

$$\begin{aligned} \dot{X}_\mu &= F_\mu(X_{\lambda_1}, \dots, X_{\lambda_N}) + Y_\mu + \mu X_\mu \\ \dot{Y}_\mu &= -X_\mu \end{aligned} \quad (16)$$

where

$$F_{\mu_i}(X_{\lambda_1}, \dots, X_{\lambda_N}) = \sum_{n \geq 2} c_n \sum_{k_1 + \dots + k_N = n} \left(\frac{n!}{k_1! \dots k_N!} \sqrt{N}^{(n-1)} \Gamma_\mu^{(k_1, \dots, k_N)} \right) X_{\lambda_1}^{k_1} \dots X_{\lambda_N}^{k_N} \quad (17)$$

VII. NAIVE APPROACH - SINGLE REAL EIGENVALUE, NORMAL MATRIX

Let us consider the system (7) as a single real eigenvalue of M , $\lambda = \lambda_1 \in \mathbb{R}$, crosses the imaginary axis (4) (the critical boundary for this case, look at corollary 2) becoming slightly positive, while the rest of the eigenvalues $\mu \in \{\lambda_2, \dots, \lambda_N\}$ have negative real part. The naive approximation would be to consider $X_\mu \approx 0$ for $\mu \in \text{spec}(M) \setminus \{\lambda\}$ and we can reduce the $2N$ -dimensional system (7) into the 2-dimensional system :

$$\begin{aligned}\dot{X} &= F(x) + Y + \mu X \\ \dot{Y} &= -X\end{aligned}\tag{18}$$

Where $X := X_\lambda$, $Y := Y_\lambda$ and $F(x)$ is given by (15):

$$F(x) := F_\lambda(x) = \frac{1}{\sqrt{N}} \sum_i W_{\lambda,i} f(x_i) = \frac{1}{\sqrt{N}} \sum_i W_{\lambda,i} f \left(\sqrt{N} V_{i,1} X + \sqrt{N} \sum_{\mu \in \text{spec}(M) \setminus \{\lambda\}} V_{i,\mu} X_\mu \right)\tag{19}$$

Evaluation of the $\sum_i W_{\lambda,i} f(x_i)$ term is the key; assuming conversely that the projection of x_i onto the complement of $V_{i,1}$ (space perpendicular to $V_{i,1}$ in the normal case) is small (an assumption we shall revisit in detail below) we'd get an ansatz which is our first, naive approximation of the lift operator Ψ , which gives the coordinates in the full space as a function of the coordinates on the center manifold $x = \Psi[X]$:

$$\begin{aligned}x_i &\approx \sqrt{N} X V_{i,1} \\ y_i &\approx \sqrt{N} Y V_{i,1}\end{aligned}\tag{20}$$

Then (18) can be written us :

$$\begin{aligned}\dot{X} &= F(X) + Y + \mu X \\ \dot{Y} &= -X\end{aligned}\tag{21}$$

Where :

$$F(X) = \frac{1}{\sqrt{N}} \sum_i W_{\lambda,i} f\left(\sqrt{N} V_{i,1} X\right) \quad (22)$$

The coarse-graining operator Φ , which transforms the original full dimensional dynamics to the coarsened, low-dimensional dynamics is defined by

$$F \equiv \Phi[f]$$

In other words the $2N$ dimensional equation (14) is reduced to the 2 dimensional equation:

$$\begin{aligned} \dot{X}_\lambda &= \sum_{k \geq 2} \left(c_k \sqrt{N}^{(k-1)} \Gamma_\lambda^{k\delta_{1,\bullet}} \right) X_\lambda^k + Y_\lambda + \lambda X_\lambda \\ \dot{Y}_\lambda &= -X_\lambda \end{aligned} \quad (23)$$

We see that the dynamics of X_λ is determined by the random variables: $\sqrt{N}^{(k-1)} \Gamma_\lambda^{k\delta_{1,\bullet}} = \sqrt{N}^{(k-1)} \sum_{\varphi=1}^N W_{1,\varphi} V_{\varphi,1}^k$ where $V_{\cdot,1}$ is normalized so that $\sum_{\varphi} V_{\varphi,1}^2 = 1$:

In the case of normal matrices and $f(x) = \sum_{n \geq 2} c_n x^n$ analytic we have:

$$F(X) = \frac{1}{\sqrt{N}} \sum_{\varphi=1}^N W_{1,\varphi} f\left(V_{\varphi,1} \sqrt{N} X\right) = \sum_{k \geq 1} (c_{2k+1} (2k+1)!!) X^{2k+1} \quad (24)$$

.

The first thing to notice is that Φ is linear in f , meaning we can try to apply it order-by-order in a Taylor expansion of f . Applying Eq (22) to individual integer powers yields, in the large N limit, an evaluation of the moments of a Gaussian distribution:

$$\Phi[x^\alpha] = X^\alpha N^{\frac{\alpha-1}{2}} \sum_i e_i^{\alpha+1} = \begin{cases} \alpha!! X^\alpha & \alpha \text{ odd,} \\ 0 & \alpha \text{ even.} \end{cases} \quad (25)$$

The most important property to note is that the result is independent of which eigenvector v we chose, because under these circumstances the operator is self-averaging. Then, the power-law is unchanged except for a prefactor: the cubic X^3 nonlinearity gets renormalized by a factor of 3, X^5 by 15, X^7 by 105. Curiously this operator *destroys all even nonlinearities*. As we shall see later the even nonlinearities get absorbed in the overall shape of the center manifold, which we have assumed in the ansatz Eq (20) to be linear in x_i . However the naive reduced equations Eq (18) are not affected.

We first simulate randomly coupled Van der Pol oscillators given by Eq (7) with $f(x) = -x^3$ and for random matrix M defined using Eq (6) with $N = 351$ and $d = -30$. We let $\lambda = 0.1$ cross the real line by a small value. We numerically integrate the whole system for random initial values and let it settle after a transient on the limit cycle. In movie: https://drive.google.com/open?id=14ku9fZ1CUAW_mzEHlvezkRw4G6fbAAix we plot at each time frame t the values $\{(x_i(t), y_i(t)) | i \in \{1, \dots, N\}\}$ as black dots. Moreover for each i we plot as a thin black line the orbit of (x_i, y_i) for a short time past interval $(t - \Delta t, t)$ to visualize the orbits. We plot with a green cycle (X_λ, Y_λ) the linear projection of x and y in the critical eigenvector and with a red cross the simulation of Eq (21) with $F(X) = -3X^3$ (and initial condition the linear projections on the critical mode of the initial conditions used for the high dimensional Eq (7)). Snapshots of the simulation movie are shown in (Fig 5). As in the case of individual orbits we also plot part of the past orbits for visualization with green and red colors respectable. As we can see in this case diagram (Fig. 3) using our naive definition of our Φ operator Eq (25). Moreover we see that the cubic nonlinearity doesn't survive in the lift Ψ a statement that we shall see theoretically shortly.

In movie: https://drive.google.com/open?id=1Ldn_Yv1XaCSRc9L3dS_5smrh_390qz0P we can see the corresponding simulation for $f(x) = x^2 - x^3$. Snapshots of the simulation movie are shown in (Fig. 6). As we can see the added even nonlinearity doesn't survive in the Φ operator and our approximation is still accurate (as we will see later a more accurate statement would be that the even nonlinearity doesn't survive as an even nonlinearity but can have small "leak" into higher order odd nonlinearities). But in this case it becomes apparent that the naive linear approximation of Ψ Eq (20) fails and the even nonlinearity survives in the operator. We will see that theoretically shortly.

VIII. FAILURE OF ABOVE

The above approximation is studied in [Moirogiannis 2017] and assumes that the center space $E^c = \mathbb{R} \begin{pmatrix} v_1 \\ 0 \end{pmatrix} \oplus \mathbb{R} \begin{pmatrix} 0 \\ v_1 \end{pmatrix}$ is invariant which is only true up to linear approximation. In fact the nonlinearities of the invariant center manifolds tangent to E_c can change the qualitative behavior of the reduced to the manifold dynamics and there are examples that show that the above naive linear projection fails to capture the reduced dynamics [Guckenheimer 2013].

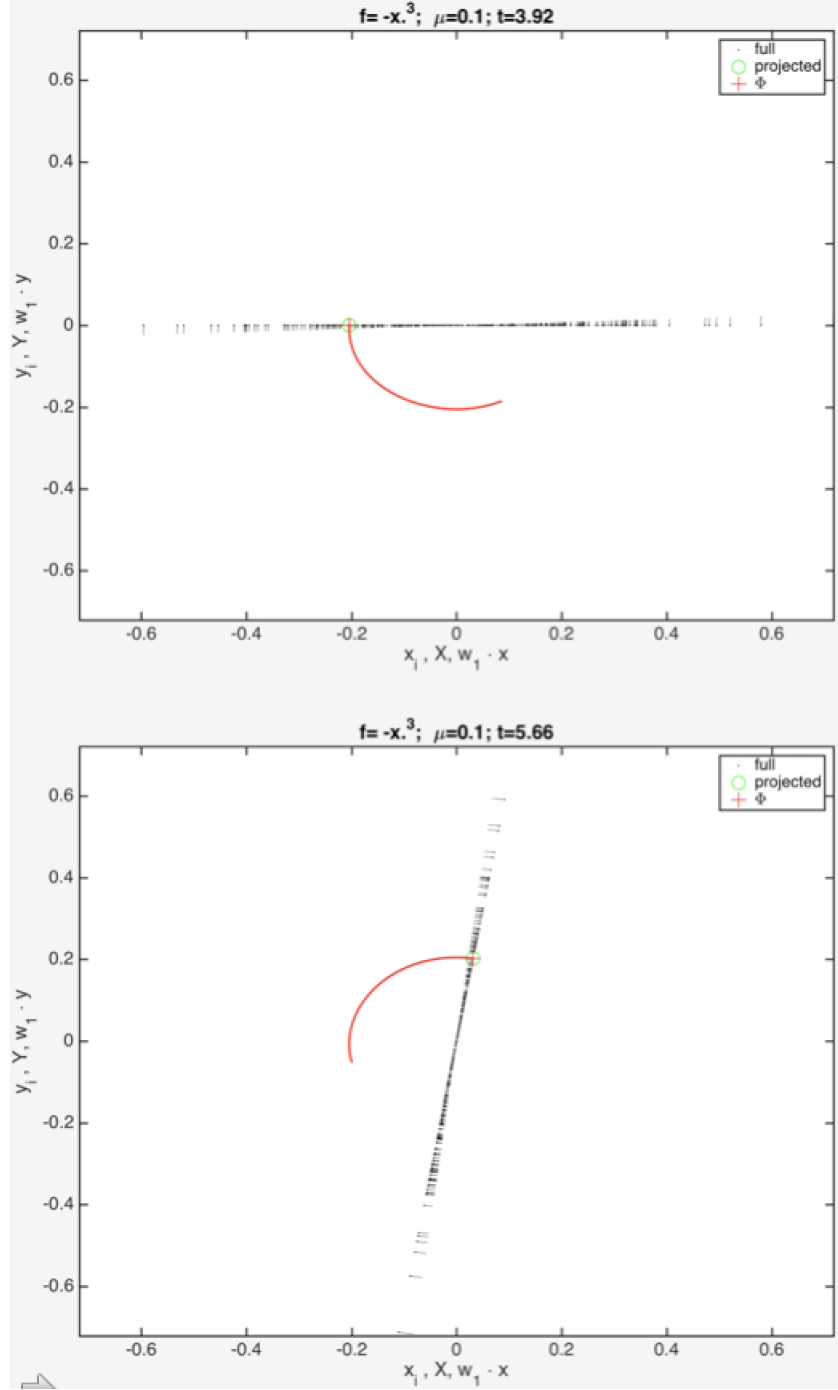


FIG. 5. **Naive Φ - Linear Ψ** Randomly coupled Van der Pol oscillators given by Eq (7) with $f(x) = -x^3$ and for random matrix M defined using Eq (6) with $N = 351$ and $d = -30$. We let $\lambda = 0.1$ cross the real line by a small value.

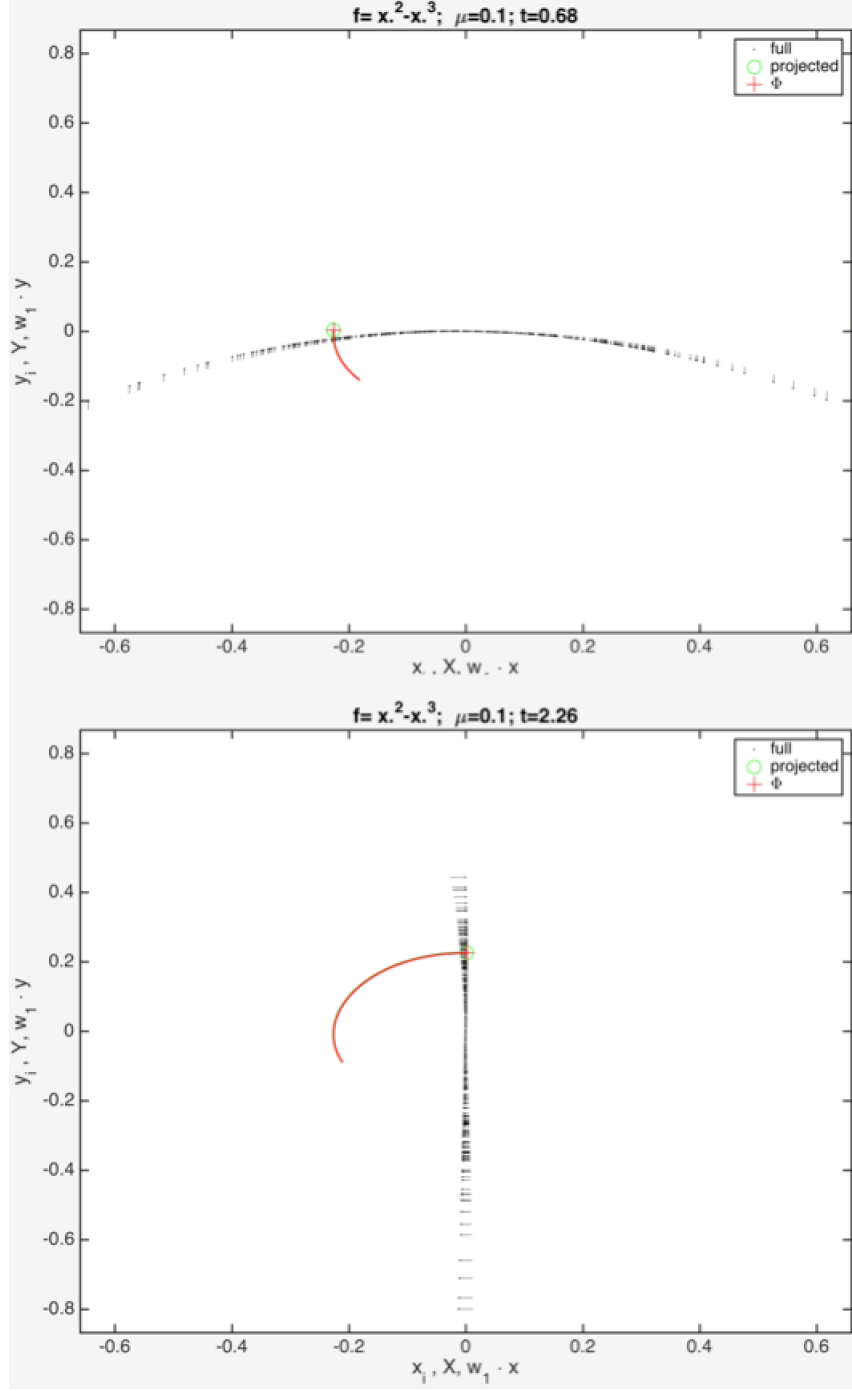


FIG. 6. **Naive Φ - Nonlinear Ψ** Randomly coupled Van der Pol oscillators given by Eq (7) with $f(x) = x^2 - x^3$ and for random matrix M defined using Eq (6) with $N = 351$ and $\Lambda = -30$. We let $\lambda = 0.1$ cross the real line by a small value.

In our model particularly equations (23) predict that the Hopf bifurcation is supercritical iff $c_3 < 0$ independently of the value of c_2 but as numeric simulations show and as we will prove later the bifurcation is supercritical for large enough $|c_2|$.

We can see the failure of our naive Φ approximation Eq (25) by simulating a system as in the last movie with a higher order of even nonlinearity $f(x) = 4.1 * x^2 - x^3$. We can see this in movie: https://drive.google.com/open?id=1FpkxPm5kRCjHi_TS1_5Mrk3Jn6HQgAlr. Snapshots of the simulation movie are shown in (Fig. 7).

IX. CENTER MANIFOLD REDUCTION

We will follow similar notation and approach as in [Hoppensteadt 2012] , in particular look at section 12.7 for the 3rd order approximation of ψ for $f(x) = x^2$ and 2nd order approximation of ψ for $f(x) = \pm x^3$ in the case of symmetric interaction matrix. Here we care about more general forms of matrices and for any abstract nonlinearity. For more details on center manifolds look at [Ioos 1999] or for formal proofs at [Carr 2012].

We can rewrite equation (7) as:

$$(7) \Leftrightarrow \dot{Z} = G(Z) = WZ + F(Z)$$

where $Z = \begin{pmatrix} x_1 \\ \vdots \\ x_N \\ y_1 \\ \vdots \\ y_N \end{pmatrix} \in \mathbb{R}^{2N}$, $W = \left(\begin{array}{c|c} M & I \\ \hline -I & 0 \end{array} \right)$, $F(Z) = \begin{pmatrix} f(x_1) \\ \vdots \\ f(x_N) \\ 0 \\ \vdots \\ 0 \end{pmatrix}$.

Let us assume that a single real eigenvalue of M , $\lambda = \lambda_1 \in \mathbb{R}$ (with corresponding right eigenvector v_1) crosses the imaginary axis. Corollary 2 implies that the corresponding eigenvalues of the whole system are $\pm i$ with corresponding eigenvectors $\begin{pmatrix} \pm i v_1 \\ -v_1 \end{pmatrix}$. Let $E^c =$

$$\mathbb{R} \begin{pmatrix} v_1 \\ 0 \end{pmatrix} \oplus \mathbb{R} \begin{pmatrix} 0 \\ v_1 \end{pmatrix} = \left\{ x \begin{pmatrix} v_1 \\ 0 \end{pmatrix} + y \begin{pmatrix} 0 \\ v_1 \end{pmatrix} \mid x, y \in \mathbb{R} \right\} \text{ be the center space, } E^s = E^{\lambda_2} \oplus \dots \oplus E^{\lambda_N} = \mathbb{R} \begin{pmatrix} v_2 \\ 0 \end{pmatrix} \oplus \mathbb{R} \begin{pmatrix} 0 \\ v_2 \end{pmatrix} \oplus \dots \oplus \mathbb{R} \begin{pmatrix} v_N \\ 0 \end{pmatrix} \oplus \mathbb{R} \begin{pmatrix} 0 \\ v_N \end{pmatrix} \text{ be the stable space, } \Pi_c =$$

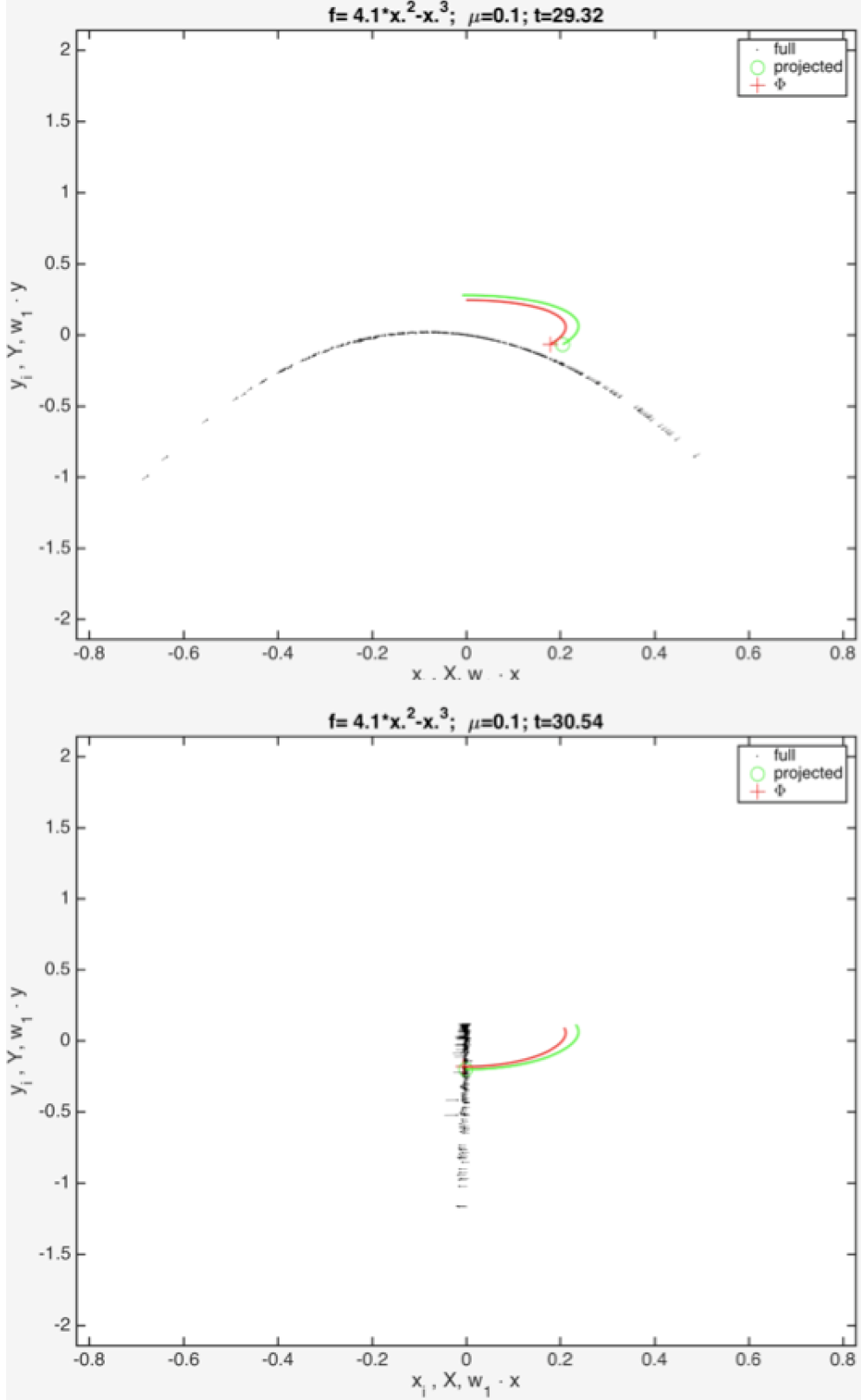


FIG. 7. **Naive Φ Fail** Randomly coupled Van der Pol oscillators given by Eq (7) with $f(x) = 4.1 \cdot x^2 - x^3$ and for random matrix M defined using Eq (6) with $N = 351$ and $\Lambda = -30$. We let $\lambda = 0.1$ cross the real line by a small value.

$\begin{pmatrix} v_1 w_1 & 0 \\ 0 & v_1 w_1 \end{pmatrix} : \mathbb{R}^{2N} = E^c \oplus E^s \rightarrow E^c$, $\Pi_{\lambda_k} = \begin{pmatrix} v_k w_k & 0 \\ 0 & v_k w_k \end{pmatrix} : \mathbb{R}^{2N} \rightarrow E^{\lambda_k}$ and $\Pi_s = \Pi_{\lambda_2} + \dots + \Pi_{\lambda_k} : \mathbb{R}^{2N} = E^c \oplus E^s \rightarrow E^s$ the defined by the basis projections. The above projections commute with W since they have the same eigenspaces.

The center manifold theorem ensures that there is a local mapping $\psi : E^c \rightarrow E^s$ with

$$\psi(0) = 0 \quad \text{and} \quad D\psi(0) = 0$$

such that the manifold \mathcal{M} defined by:

$$\mathcal{M} = \{u + \psi(u) \mid u \in E_c\} = \left\{ x \begin{pmatrix} v_1 \\ 0 \end{pmatrix} + y \begin{pmatrix} 0 \\ v_1 \end{pmatrix} + \psi(x, y) \mid x, y \in \mathbb{R} \right\}$$

is invariant and locally attractive (emergence theorem). The dynamics reduced on \mathcal{M} are locally:

$$\dot{u} = \Pi_c G(u + \psi(u)) = Wu + \Pi_c F(u + \psi(u)) \quad (26)$$

A schematic of a center manifold and the invariance equations can be seen in (Fig. 8). Using the approximation theorem, we can approximate ψ to any order from the equation:

$$D\psi(u)(Wu + \Pi_c F(u + \psi(u))) = D\psi(u)\dot{u} = \Pi_s G(u + \psi(u)) = W\psi(u) + \Pi_s F(u + \psi(u)) \quad (27)$$

More precisely, if $Dh(u)(Wu + \Pi_c F(u + h(u))) - Wh(u) + \Pi_s F(u + h(u)) = O(|u|^k)$ then $\psi(u) = h(u) + O(|u|^k)$.

ψ approximated by (27) is used to define the lift operator Ψ_f and equation (26) defines the reduction operator Φ .

This gives us an algorithm of calculating orders of increasingly degree in the Taylor expansions of both reduced dynamics and the center manifold embedding by iteratively interchanging equations (26) : $\dot{u} = Wu + \Pi_c F(u + \psi(u))$ and (27) : $D\psi(u)\dot{u} = W\psi(u) + \Pi_s F(u + \psi(u))$ correspondingly. However this algorithm can be complicated. As the dimension of the center manifold increases (or order of desired approximation increases) the

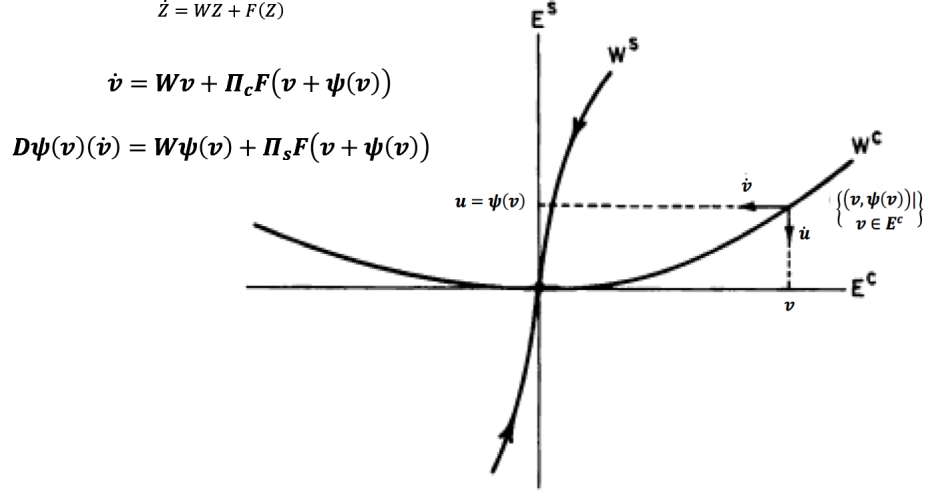


FIG. 8. **Center Manifold Reduction** A schematic of center manifold and the invariance equations.

calculations become intractable (the number of unknown parameters and resulting equations grows like $\binom{\text{dimension} + \text{order} - 1}{\text{order}}$, the number of parameters to keep track of $\sim \sum_{r < \text{order}} \binom{\text{dimension} + r - 1}{r}$ + all combinations with repetitions of those up to the specified *order*). So using symbolic algorithms is essential [Freire 1988].

X. *n* TH ORDER APPROXIMATION OF Ψ FOR $f(x) = c_n x^n + O(x^{n+1})$

Even though those questions are in general complicated, when estimating the first non-linear order of approximation for the center manifold embedding and reduced dynamics on it of (7) with $f(x) = c_n x^n + O(x^{n+1})$ the corresponding equations are very simple.

$$\text{Let } \psi \left(\begin{pmatrix} v_1 \\ 0 \end{pmatrix} x + \begin{pmatrix} 0 \\ v_1 \end{pmatrix} y \right) = \sum_{k=2}^N \left(\begin{pmatrix} \sum_{i=0}^n \alpha_i^k x^{n-i} y^i \\ \sum_{i=0}^n \beta_i^k x^{n-i} y^i \end{pmatrix} V_{,k} \right) + O \left(\left(\sqrt{x^2 + y^2} \right)^n \right), \text{ and for}$$

convenience let $\alpha_{-1} = \alpha_{n+1} = \beta_{-1} = \beta_{n+1} = 0$.

$$\text{Then } D\psi(u) \dot{u} = \sum_{k=2}^N \left(\begin{pmatrix} \sum_{i=0}^n ((n-i+1) \alpha_{i-1}^k - (i+1) \alpha_{i+1}^k) x^{n-i} y^i \\ \sum_{i=0}^n ((n-i+1) \beta_{i-1}^k - (i+1) \beta_{i+1}^k) x^{n-i} y^i \end{pmatrix} V_{,k} \right) + O \left(\left(\sqrt{x^2 + y^2} \right)^n \right)$$

$$\begin{aligned}
W\psi(u) &= \sum_{k=2}^N \left(\begin{pmatrix} \sum_{i=0}^n (\lambda_k \alpha_i^k + \beta_i^k) x^{n-i} y^i \\ \sum_{i=0}^n -\alpha_i^k x^{n-i} y^i \end{pmatrix} V_{,k} \right) + O\left(\left(\sqrt{x^2 + y^2}\right)^n\right), \\
\Pi_s F(u + \Psi(u)) &= c_n \Pi_s \begin{pmatrix} (V_{1,1}x + O(n+1))^n \\ \vdots \\ (V_{N,1}x + O(n+1))^n \\ 0 \\ \vdots \\ 0 \end{pmatrix} = c_n \Pi_s \begin{pmatrix} (V_{1,1}x)^n \\ \vdots \\ (V_{N,1}x)^n \\ 0 \\ \vdots \\ 0 \end{pmatrix} + O(n+1) = \\
& c_n x^n \sum_{k=2}^N V_{,k} \Gamma_k^{n\delta_{1,\bullet}} + O(n+1).
\end{aligned}$$

Projecting equation (27) onto the stable modes using Π_{λ_k} for $k \geq 2$ gives us the equations:

$$\begin{aligned}
& \begin{pmatrix} \alpha_0^k \\ \vdots \\ \alpha_n^k \end{pmatrix} = A \begin{pmatrix} \beta_0^k \\ \vdots \\ \beta_n^k \end{pmatrix} \\
(-\lambda_k i d_n - A) \begin{pmatrix} \alpha_0^k \\ \vdots \\ \alpha_n^k \end{pmatrix} - \begin{pmatrix} \beta_0^k \\ \vdots \\ \beta_n^k \end{pmatrix} &= \begin{pmatrix} c_n \Gamma_k^{n\delta_{1,\bullet}} \\ \vdots \\ 0 \end{pmatrix}
\end{aligned} \tag{28}$$

$$\text{where } A = \begin{pmatrix} 0 & 1 & & & & \\ -n & 0 & 2 & & & \\ & -(n-1) & 0 & \ddots & & \\ & & \ddots & \ddots & \ddots & \\ & & & \ddots & 0 & n-1 \\ & & & & -2 & 0 & n \\ & & & & & -1 & 0 \end{pmatrix}.$$

If $f(x) = c_2 x^2 + O(x^3)$ then after scaling normalization we get:

$$\Psi \left(\begin{pmatrix} v_1 \\ 0 \end{pmatrix} x + \begin{pmatrix} 0 \\ v_1 \end{pmatrix} y \right) = \tag{29}$$

$$= \sum_{k=2}^N c_2 \sqrt{N} \Gamma_k^{2\delta_{1,\bullet}} \cdot \left(\begin{array}{l} \left(\frac{-2\lambda_k}{4\lambda_k^2+9} x^2 + \frac{-6}{4\lambda_k^2+9} xy + \frac{2\lambda_k}{4\lambda_k^2+9} y^2 + O(3) \right) V_k \\ \left(\frac{-(2\lambda_k^2+3)}{4\lambda_k^2+9} x^2 + \frac{-2\lambda_k}{4\lambda_k^2+9} xy + \frac{-(2\lambda_k^2+6)}{4\lambda_k^2+9} y^2 + O(3) \right) V_{,k} \end{array} \right) \quad (30)$$

If $f(x) = c_3 x^3 + O(x^4)$ then after scaling normalization we get:

$$\Psi \left(\begin{pmatrix} v_1 \\ 0 \end{pmatrix} x + \begin{pmatrix} 0 \\ v_1 \end{pmatrix} y \right) = \quad (31)$$

$$= \sum_{k=2}^N c_3 \sqrt{N}^2 \Gamma_k^{3\delta_{1,\bullet}} \cdot \left(\begin{array}{l} \left(\frac{-9\lambda_k^2-48}{9\lambda_k^3+64\lambda_k} x^3 - \frac{18\lambda_k}{9\lambda_k^3+64\lambda_k} x^2 y + \frac{-48}{9\lambda_k^3+64\lambda_k} x y^2 - \frac{-6\lambda_k}{9\lambda_k^3+64\lambda_k} y^3 + O(4) \right) V_k \\ \left(\frac{2\lambda_k}{9\lambda_k^3+64\lambda_k} x^3 + \frac{-9\lambda_k^2-48}{9\lambda_k^3+64\lambda_k} x^2 y + \frac{-6\lambda_k}{9\lambda_k^3+64\lambda_k} x y^2 + \frac{-6\lambda_k^2-48}{9\lambda_k^3+64\lambda_k} y^3 + O(4) \right) V_{,k} \end{array} \right) \quad (32)$$

Let us notice that for the matrix M generated as in (6) we have that for $\Lambda \rightarrow \infty$ the 3rd order nonlinearity (odd) doesn't survive on the shape of the center manifold while the 2nd order nonlinearity (even) survives only on the second "layer" and only as even in both x and y . This is not a general result but comes from the interplay between the vertical (module) and horizontal (M) connectivity. For instance similar calculations for coupled simple, unstructured 1D subunits gives a center manifold where even the even nonlinearities go to 0 when $\Lambda \rightarrow \infty$.

XI. SYMMETRIES OF α 'S AND β 'S

The above observation for the first order of approximation of Psi is more general. In particular we can show that: $\alpha_i^k = \frac{P_{a,k,i}}{P}$, and $\beta_i^k = \frac{P_{\beta,k,i}}{P}$, where P is a polynomial of λ_k of order k and $P_{\alpha,k,i}$, $P_{\beta,k,i}$ polynomials of order $\leq k$. The inequality is streak except for $P_{\beta,k,i}$ when k and i are even. That would imply that for large Λ only even nonlinearities survive by the operate Ψ as even nonlinearities on the y layer (the layer in which the original equations don't include nonlinearities). We will talk about this in details elsewhere but let us just notice that the coefficients are just determined by determinants of submatrices of the pentadiagonal $A^2 + \lambda_k A + id_n$ where:

$$\left(\begin{array}{ccccccc} -n & 0 & 1\cdot 2 & 0 \\ 0 & -n\cdot 1-2\cdot(n-1) & 0 & 2\cdot 3 \\ n\cdot(n-1) & 0 & -(n-1)\cdot 2-3\cdot(n-2) & 0 & \ddots \\ 0 & (n-1)\cdot(n-2) & 0 & \ddots & \ddots & \ddots & \ddots \\ & \ddots & \ddots & \ddots & \ddots & \ddots & \ddots \\ & & & & & & (k-1)\cdot k \\ & & & & & & 0 & k\cdot(k+1) \\ & & & & & & (n+2-k)\cdot(n+1-k) & 0 & -(n+1-k)\cdot k-(k+1)\cdot(n-k) & 0 & (k+1)\cdot(k+2) \\ & & & & & & (n+1-k)\cdot(n-k) & & 0 \\ & & & & & & (n-k)\cdot(n-k-1) & & \ddots \\ & & & & & & & & \ddots & 0 & (n-2)\cdot(n-1) & 0 \\ & & & & & & & & \ddots & 0 & -3\cdot(n-2)-(n-1)\cdot 2 & 0 & (n-1)\cdot n \\ & & & & & & & & & 3\cdot 2 & 0 & -2\cdot(n-1)-n\cdot 1 & 0 \\ & & & & & & & & & 0 & 2\cdot 1 & 0 & -n \end{array} \right)$$

XII. REDUCED DYNAMICS 3RD ORDER APPROXIMATION

Let $f(x) = c_2x^2 + c_3x^3 + O(x^4)$, then:

The reduced equations (26) are then up to order 3:

$$\begin{aligned} & \begin{pmatrix} v_1 \\ 0 \end{pmatrix} \dot{x} + \begin{pmatrix} 0 \\ v_1 \end{pmatrix} \dot{y} = W \begin{pmatrix} v_1 \\ 0 \end{pmatrix} x + W \begin{pmatrix} 0 \\ v_1 \end{pmatrix} y + \\ & + c_2 \Pi_c \left(\begin{pmatrix} \left(V_{1,1}x + \sum_{k=2}^N V_{1,k} (\alpha_0^k x^2 + \alpha_1^k xy + \alpha_2^k y^2) \right)^2 \\ \vdots \\ \left(V_{N,1}x + \sum_{k=2}^N V_{N,k} (\beta_0^k x^2 + \beta_1^k xy + \beta_2^k y^2) \right)^2 \\ 0 \\ \vdots \\ 0 \end{pmatrix} \right) + c_3 \Pi_c \left(\begin{pmatrix} (V_{1,1}x)^3 \\ \vdots \\ (V_{N,1}x)^3 \\ 0 \\ \vdots \\ 0 \end{pmatrix} \right) + O(4) \end{aligned}$$

So after scaling normalization we get the reduced dynamics equations:

$$\begin{aligned} \dot{x} &= y + c_2 \sqrt{N} \Gamma_1^{2\delta_1, \bullet} x^2 + \left(c_3 \sqrt{N}^2 \Gamma_1^{3\delta_1, \bullet} + 2c_2 \sqrt{N}^2 \sum_{k=2}^N \Gamma_1^{\delta_1, \bullet + \delta_k, \bullet} \alpha_0^k \right) x^3 + \\ &\quad + \left(2c_2 \sqrt{N}^2 \sum_{k=2}^N \Gamma_1^{\delta_1, \bullet + \delta_k, \bullet} \alpha_1^k \right) x^2 y + \left(2c_2 \sqrt{N}^2 \sum_{k=2}^N \Gamma_1^{\delta_1, \bullet + \delta_k, \bullet} \alpha_2^k \right) xy^2 + O(4) \\ \dot{y} &= -x \end{aligned}$$

Proposition 3: Let M_0 with $\lambda_1 = 0$, $Re(\lambda_i) < 0$ for $i > 1$ and $M(\mu) = M_0 + \mu V_1 W_1$.

The system (7) undergoes an Andronov-Hopf bifurcation at $\mu = 0$ if $a = c_3 \frac{3}{8} \sqrt{N}^2 \Gamma_1^{3\delta_1, \bullet} -$

$$c_2^2 \sqrt{N}^{-2} \sum_{k=2}^N \Gamma_1^{\delta_1, \bullet + \delta_{k, \bullet}} \Gamma_k^{2\delta_1, \bullet} \frac{\lambda_k}{4\lambda_k^2 + 9} \neq 0.$$

The bifurcation is subcritical (supercritical) iff $a > 0$ ($a < 0$).

Proof sketch: Proposition 2b \Rightarrow nonhyperbolicity and transversality condition. For the system:

$$\begin{aligned}\dot{x} &= y + \tilde{f}(x, y) \\ \dot{y} &= -x + \tilde{g}(x, y)\end{aligned}$$

the genericity condition parameter is :

$$\begin{aligned}a &= \frac{1}{16} \left(\tilde{f}_{xxx} + \tilde{f}_{xyy} + \tilde{g}_{xxy} + \tilde{g}_{yyy} \right) + \frac{1}{16\omega} \left(\tilde{f}_{xy} \left(\tilde{f}_{xx} + \tilde{f}_{yy} \right) - \tilde{g}_{xy} \left(\tilde{g}_{xx} + \tilde{g}_{yy} \right) - \tilde{f}_{xx}\tilde{g}_{xx} + \tilde{f}_{yy}\tilde{g}_{yy} \right) = \\ &= \frac{1}{16} \left(\tilde{f}_{xxx} + \tilde{f}_{xyy} \right) = c_3 \frac{3}{8} \sqrt{N}^2 \Gamma_1^{3\delta_1, \bullet} - c_2^2 \sqrt{N}^2 \sum_{k=2}^N \Gamma_1^{\delta_1, \bullet + \delta_k, \bullet} \Gamma_k^{2\delta_1, \bullet} \frac{\lambda_k}{4\lambda_k^2 + 9} \blacksquare\end{aligned}$$

In particular let us notice that this operator can drastically change the whole dynamics and create a subcritical bifurcation from subunits of supercritical bifurcation.

Notice: if M is normal then $-\sqrt{N}^{(3-1)} c_2^2 \sum_{k=2}^N \Gamma_1^{\delta_1, \bullet + \delta_k, \bullet} \Gamma_k^{2\delta_1, \bullet} \frac{\lambda_k}{4\lambda_k^2 + 9} > 0$. $\xrightarrow{N \rightarrow \infty} 3c_2^2 \frac{\lambda_k}{4\lambda_k^2 + 9}$, and the naive approximation of defining Φ should be appropriate for $c_2 \ll \sqrt{\Lambda}$.

Now we can use the nonlinearities of the newly defined reduced dynamics to define our new Φ . Which is shown as a blue cross in movie https://drive.google.com/open?id=1NN0wj5D1_VBD0JkL-PBHvfmJkWKdh8F. Snapshots of the simulation movie are shown in (Fig. 9).

XIII. NUMERICAL ANSATZ FOR APPROXIMATING Ψ WHEN $f(x) = c_2 x^2 + c_3 x^3$ AND M IS NORMAL AND $\lambda_k \approx -d$ FOR $k \geq 2$.

Let's use the 2nd order nonlinearities of the center manifold (at the bifurcation point) as a guess of the residuals of individual units for small $\lambda_1 > 0$.

$$x_i = \sqrt{N} V_{i,1} X_{\lambda_1} + \sum_{k=2}^N \sqrt{N} V_{i,k} X_{\lambda_k} \approx \sqrt{N} V_{i,1} X_{\lambda_1} + \sum_{k=2}^N \sqrt{N} V_{i,k} c_2 \sqrt{N} \Gamma_k^{2\delta_1, \bullet} \left(\frac{-2\lambda_k}{4\lambda_k^2 + 9} X_{\lambda_1}^2 + \frac{-6}{4\lambda_k^2 + 9} X_{\lambda_1} Y_{\lambda_1} + \dots \right)$$

If for $k \geq 2, \lambda_k \approx -d$ then:

$$x_i \approx \sqrt{N} V_{i,1} X_{\lambda_1} + c_2 \sum_{k=2}^N \sqrt{N}^2 V_{i,k} \Gamma_k^{2\delta_1, \bullet} \left(\frac{2d}{4d^2 + 9} X_{\lambda_1}^2 + \frac{-6}{4d^2 + 9} X_{\lambda_1} Y_{\lambda_1} + \frac{-2d}{4d^2 + 9} Y_{\lambda_1}^2 \right)$$

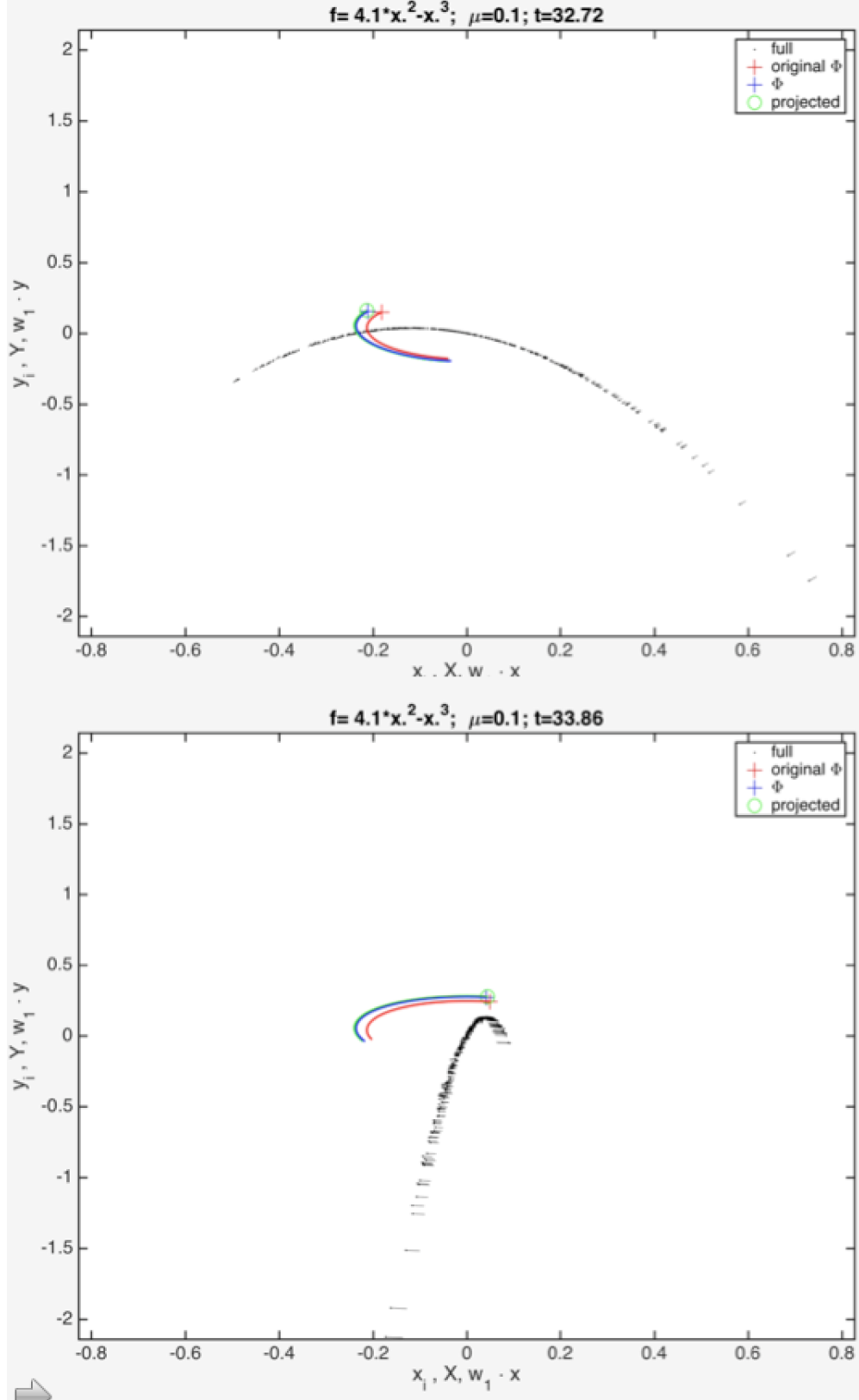


FIG. 9. **Corrected Φ** As in Fig. 7 adding in blue color the correction using the second order terms in the approximation of Φ to capture the reduced dynamics.

If M is normal then : $\sum_{k=2}^N V_{i,k} \Gamma_k^{2\delta_{1,\bullet}} = \sum_{k=2}^N V_{i,k} \sum_{\varphi=1}^N V_{\varphi,k} V_{\varphi,1}^2 = \sum_{\varphi=1}^N V_{\varphi,1}^2 (\delta_{i,\varphi} - V_{i,1} V_{\varphi,1}) = V_{i,1}^2 - V_{i,1} \Gamma_1^{2\delta_{1,\bullet}}$.

Since $\left(\sqrt{N}\right)^2 V_{i,1} \Gamma_1^{2\delta_{1,\bullet}} \xrightarrow{N \rightarrow \infty} 0$. We get:

$$\begin{aligned} x_i &\approx \left(\sqrt{N}\right) V_{i,1} X_{\lambda_1} + c_2 \left(\sqrt{N}\right)^2 V_{i,1}^2 \left(\frac{2d}{4d^2+9} X_{\lambda_1}^2 + \frac{-6}{4d^2+9} X_{\lambda_1} Y_{\lambda_1} + \frac{-2d}{4d^2+9} Y_{\lambda_1}^2 \right) \\ y_i &\approx V_{i,1} \left(\sqrt{N}\right) Y_{\lambda_1} + c_2 \left(\sqrt{N}\right)^2 V_{i,1}^2 \left(\frac{-(2d^2+3)}{4d^2+9} X_{\lambda_1}^2 + \frac{2d}{4d^2+9} X_{\lambda_1} Y_{\lambda_1} + \frac{-(2d^2+6)}{4d^2+9} Y_{\lambda_1}^2 \right) \end{aligned}$$

The corrected Ψ is shown in green color in the movie: <https://drive.google.com/open?id=1GAUPMhUs04eMjNSbMxjPw8MK2kIG1TZG> . Simulation is in red color. Snapshots of the simulation movie are shown in (Fig. 10).

We see that higher order even nonlinearities also survive on Ψ . https://drive.google.com/open?id=1mb3QK2JGSVxShdKyUA_ObNDhOgSAk_tA. Snapshots of the simulation movie are shown in (Fig. 11).

XIV. NUMERICAL ANSATZ FOR APPROXIMATING Ψ WHEN $f(x) = c_2 x^2 + c_3 x^3 + c_4 x^4 + c_5 x^5$ AND M IS NORMAL AND $\lambda_k \approx -d$ FOR $k \geq 2$.

Assuming that $O(2) * O(2)$ in (27) disappear in the limit and using the highly simplified guess from (28) and adding linear addition $O(2)+O(4)$ we get the approximations on the last movie. In the particular case described here this can intuitively be seen to be an appropriate simplification for $\Lambda \rightarrow \infty$ due to the nonlinearities only surviving on the x layer on Φ and on the y layer on Ψ .

The corrected Ψ is shown in green color in the movie: <https://drive.google.com/open?id=1pXFWluButTHG1jReFU6Rv9J1ihzrNKe>. Snapshots of the simulation movie are shown in (Fig. 12).

XV. COMPLEX-CONJUGATE PAIR OF EIGENVALUES, NORMAL MATRIX

As shown in (Fig. 4), the second-simplest case is to control two complex-conjugate eigenvalues, as they can be controlled by a single parameter, their real part, while leaving their imaginary part unchanged.

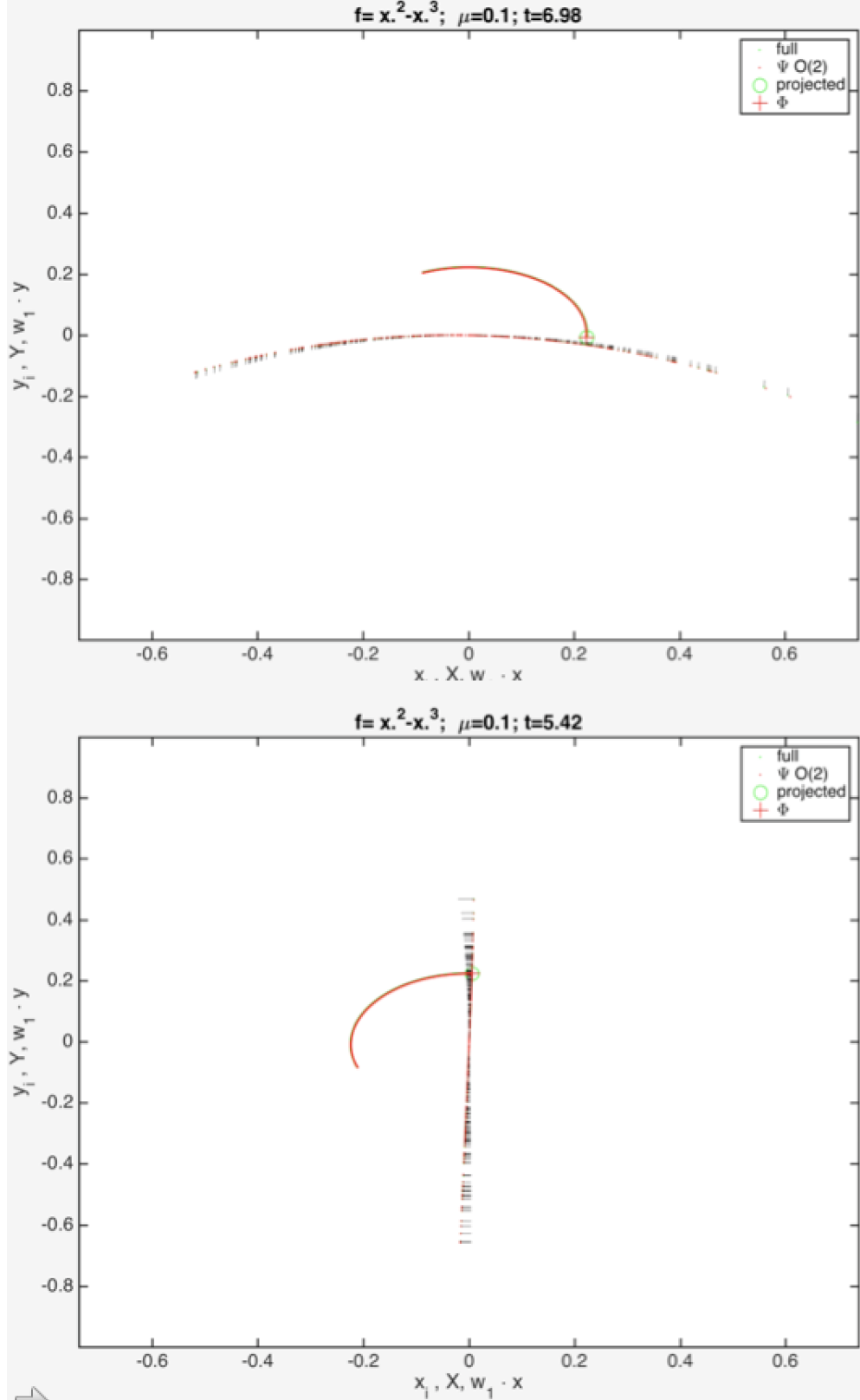


FIG. 10. **Corrected Ψ with order 2 terms** As in Fig. 6 adding in red color the second order terms in the of approximation Ψ to capture the dynamics of individual units from the reduced dynamics.

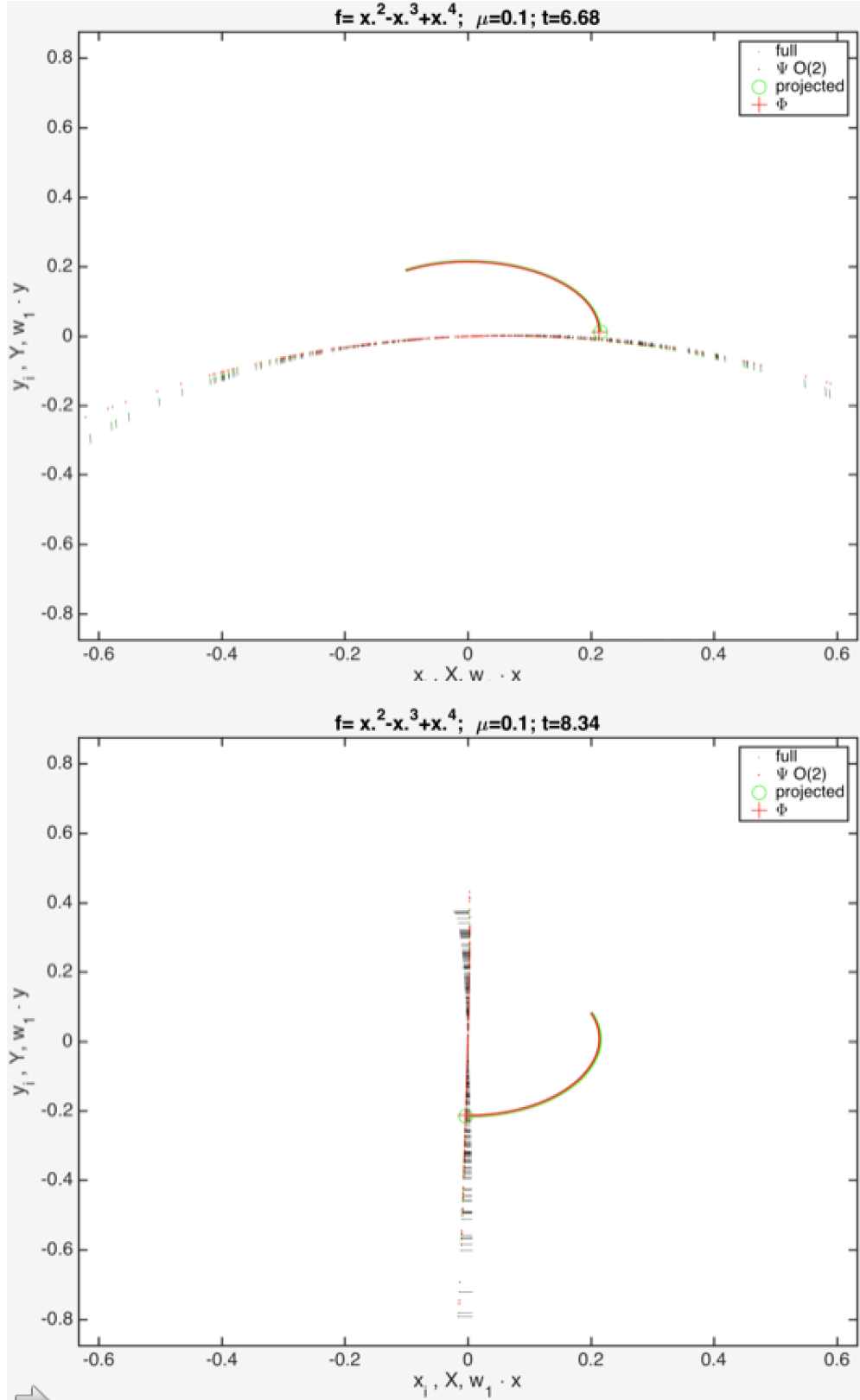


FIG. 11. **Corrected Ψ with Order 2 Terms Fails to Capture 4th Order Terms** As in (Fig. 10) with $f(x) = x^2 - x^3 + x^4$. Only second order terms of Ψ are not enough.

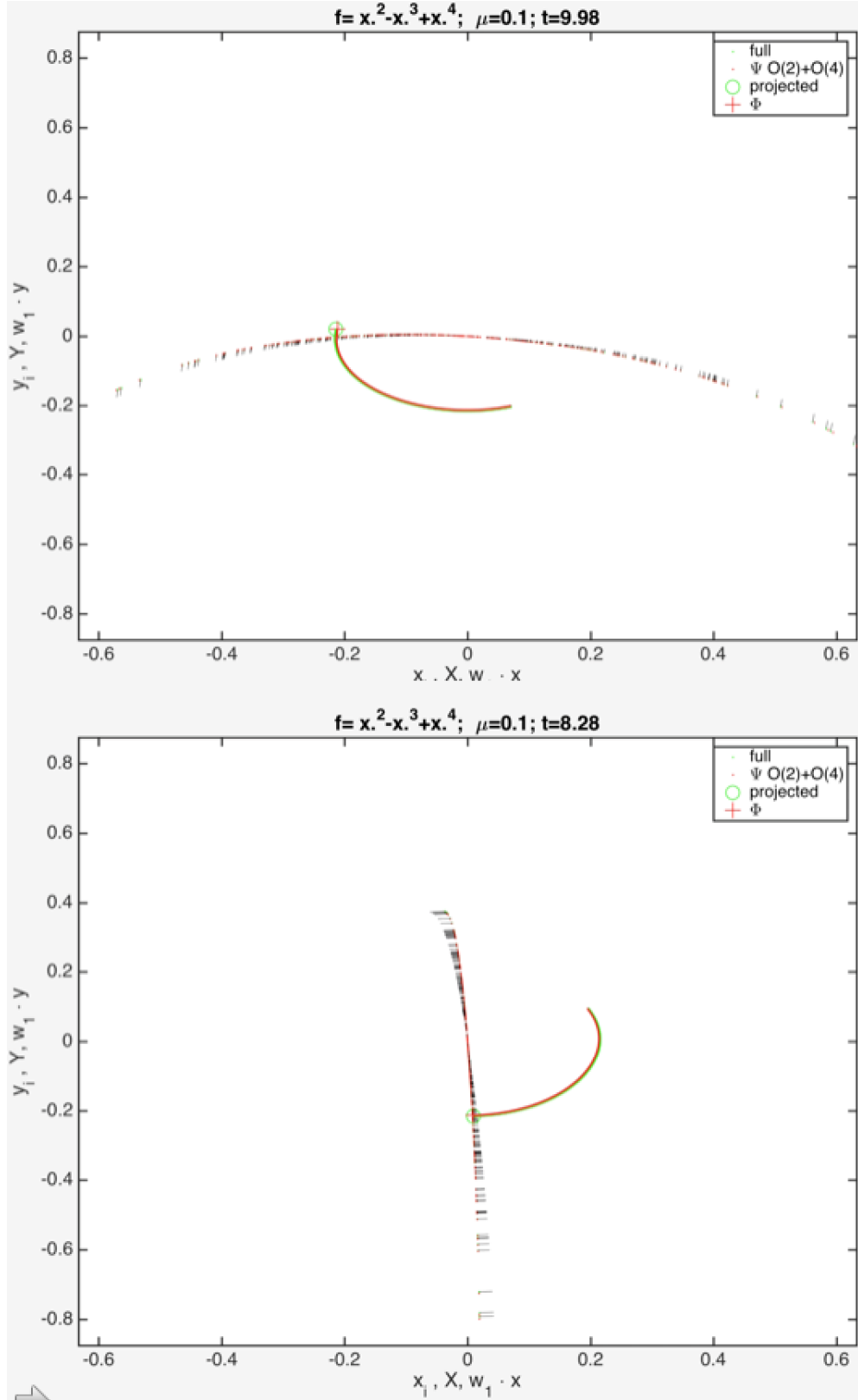


FIG. 12. **Simplified Ψ Containing Order 2 and 4 Terms** As in Fig. 11 but adding terms of order 4 in the approximation of Ψ .

We follow the previous section in using M_a , a normal matrix, as our base connectivity structure. Now we choose a pair of complex-conjugate eigenvalues. The corresponding eigenvectors are also complex conjugate. Choosing as e the one corresponding to the eigenvalue with positive imaginary part, the 2D subspace is spanned both by e and \bar{e} , or by $e_R \equiv \Re e$ and $e_I \equiv \Im e$. Corollary 2 implies that the whole system bifurcates with 2 pairs of complex conjugate eigenvalues crossing the imaginary axis with frequencies $\frac{\sqrt{\omega^2 + 4} \pm \omega}{2}$.

Following the previous section, and remembering that now the left eigenvector is the complex conjugate of the right eigenvector, $e^\dagger = \bar{e}^t$ we define the coarse-grained variable X , now complex, as the normalized projection on e :

$$X \sqrt{\frac{N}{2}} = (e_R - e_I i) \cdot x$$

projection on critical mode, $X = X_R + X_I i$

Then the linear order approximation of the invariant manifold for the system:

$$\begin{aligned}\dot{x}_i &= y_i - x_i^\alpha + \sum_j M_{ij} x_j \\ \dot{y}_i &= -x_i\end{aligned}$$

gives us the linear order of Ψ

$$x \approx \sqrt{\frac{N}{2}} (X (e_R + i e_I) + \bar{X} (e_R - i e_I))$$

The naive approximation of Ψ is given by :

$$\begin{aligned}x &= \sqrt{\frac{N}{2}} ((X_R + X_I i) (e_R + e_I i) + (X_R - X_I i) (e_R - e_I i)) = \sqrt{2N} (X_R e_R - X_I e_I) \\ y &= \sqrt{\frac{N}{2}} ((Y_R + Y_I i) (e_R + e_I i) + (Y_R - Y_I i) (e_R - e_I i)) = \sqrt{2N} (Y_R e_R - Y_I e_I)\end{aligned}$$

Then taking dot product with $\sqrt{\frac{N}{2}} e_R$ and $-\sqrt{\frac{N}{2}} e_I$, and ignoring projections other than in e_R and e_I the system:

$$\begin{aligned}\dot{x}_i &= y_i - x_i^\alpha + \sum_j M_{ij} x_j \\ \dot{y}_i &= -x_i\end{aligned}$$

gives us :

$$\begin{aligned}\dot{X}_R &= Y_R + \lambda_R X_R - \lambda_I X_I - \sum \sqrt{\frac{2}{N}} e_{R,i} \sqrt{2N}^\alpha (X_R e_{R,i} - X_{I,i} e_{I,i})^\alpha \\ \dot{Y}_R &= -X_R \\ \dot{X}_I &= Y_I + \lambda_I X_R + \lambda_R X_I - \sum \sqrt{\frac{2}{N}} (-e_{I,i}) \sqrt{2N}^\alpha (X_R e_{R,i} - X_{I,i} e_{I,i})^\alpha \\ \dot{Y}_I &= -X_I\end{aligned}$$

for α odd:

$$\begin{aligned}\sum \sqrt{\frac{2}{N}} e_{R,i} \sqrt{2N}^\alpha (X_R e_{R,i} - X_{I,i} e_{I,i})^\alpha &= \sum_{\varphi=0}^{\alpha} \binom{\alpha}{\varphi} \frac{1}{N} \sqrt{2N}^{\alpha+1} \sum_i e_{R,i}^{\alpha-\varphi} (-e_{I,i})^\varphi = \\ X_R \sum_{\varphi=0}^{\frac{\alpha-1}{2}} \binom{\alpha}{2\phi} (\alpha - 2\phi + 1)!! (2\phi)!! X_R^{\alpha-2\phi-1} X_I^{2\phi} &= \alpha!! X_R (X_R^2 + X_I^2)^{\frac{\alpha-1}{2}} \\ \text{since } \binom{\alpha}{2\phi} (\alpha - 2\phi + 1)!! (2\phi)!! &= \alpha!! \binom{\frac{\alpha-1}{2}}{\phi} \\ \text{similarly } \sum \sqrt{\frac{2}{N}} (-e_{I,i}) \sqrt{2N}^\alpha (X_R e_{R,i} - X_{I,i} e_{I,i})^\alpha &= \alpha!! X_I (X_R^2 + X_I^2)^{\frac{\alpha-1}{2}}\end{aligned}$$

So:

$$\begin{aligned}\dot{X} &= Y + \lambda X - \alpha!! \|X\|^{\alpha-1} X \\ \dot{Y} &= -X\end{aligned}$$

For $\alpha = 3$ this is a complex generalized van der Pol equation.

$$\begin{aligned}\dot{X} &= (\lambda - |X|^2)X + Y \\ \dot{Y} &= -X\end{aligned}$$

Notice the X equation is now a Hopf bifurcation normal form in a single complex variable, where $Imag(\lambda)$ is the rotational frequency in the X complex plane, and $Real(\lambda)$ is the control parameter, while the whole XY plane equation uses the same $Real(\lambda)$ as a control parameter for a Hopf bifurcation in the real XY plane. Thus this equation contains 2 distinct frequencies, $\omega = 1$ from the base equation, and $\omega = Imag(\lambda)$, the frequency of the

eigenvector, from the complex X equation, and both cross the threshold of stability at the same time. Therefore, in this collective mode, a codimension-2 transition becomes generic, and the system in principle can bifurcate directly from a fixed point onto a torus. In this sense it is similar to a Takens-Bogdanoff normal form, only that it has two distinct and independent frequencies.

Thus the reduced equations are non-generic with respect to perturbations of the individual units in the full system in two ways: first, all even terms are destroyed, and second it can undergo a direct transition from a fixed point to a torus.

XVI. CONCLUSION

We have proposed a statistical center manifold reduction technique based on the three foundational center manifold theorems: existence, stability, and approximation [Kelley 1967, Carr 2012]. Utilizing these theorems we have constructed two key operators. The first operator Φ connects the statistics of the vector field in the full-dimensional space to the statistics of the reduced vector field in the low-dimensional space. The second operator Ψ lifts the statistical properties of the trajectories produced by these reduced vector fields to the trajectories evolved by the original vector fields. For any given system, these two operators are sufficient to verify that our center manifold dimensionality reduction approach is well defined (the diagram in Fig. 3 commutes).

In this paper, we have considered a specific example of a simple network of randomly connected, spontaneous oscillators. We have shown that our center manifold dimensionality reduction approach is well defined, successfully capturing the statistical properties of the individual units in the full system. The operators Φ and Ψ depend crucially on the structure of the eigenvectors (through the random variables Γ 's). While we now know quite a lot about the statistical nature of the eigenvalues of random matrices [Tao 2008], little is known about the statistical structure of the eigenvectors of these matrices [Chalker 1998, Tao 2012, O'Rourke 2016]. In the considered example, the reduction operator Φ coarse grains out the even nonlinearities present in the full system. But even though the even nonlinearities are coarse-grained out, we have found that they can still leak to higher order odd nonlinearities, which can have drastic effects on the dynamics as a whole, and for example, create a subcritical Hopf bifurcation from subunits of supercritical Hopf bifurcations. Moreover,

using simplifying assumptions in the approximation theorem, we were able to construct a lift operator Ψ for higher order nonlinearities. This lift operator has interesting properties like in the limit of $d \rightarrow \infty$, the even nonlinearities survive only in the y layer and the odd nonlinearities vanish entirely.

We have explored several other systems and it appears that the property of even nonlinearities being coarse-grained out in the reduced dynamics generally holds for a class of similar systems although the exact nature of this class is not yet clear. Furthermore, it should be easily to generalize to other structures such as sparsity by calculating new values for the Γ 's. Both these subjects should be a target of future research.

-
- [Adelmeyer 1999] Adelmeyer M. Topics in bifurcation theory and applications. World Scientific Publishing Company; 1999 Jan 22.
- [Alonso 2014] Alonso LM, Proekt A, Schwartz TH, Pryor KO, Cecchi GA, Magnasco MO. Dynamical criticality during induction of anesthesia in human ECoG recordings. *Frontiers in neural circuits*. 2014 Mar 25;8:20.
- [Anderson 2010] Anderson GW, Guionnet A, Zeitouni O. An introduction to random matrices, volume 118 of Cambridge Studies in Advanced Mathematics.
- [Andronov] Andronov AA, Vitt AA, Khaikin SE. Theory of Oscillators: Adiwes International Series in Physics. Elsevier; 2013 Oct 22.
- [Arieli 1996] Arieli A, Sterkin A, Grinvald A, Aertsen AD. Dynamics of ongoing activity: explanation of the large variability in evoked cortical responses. *Science*. 1996 Sep 27;273(5283):1868-71.
- [Beggs 2003] Beggs JM, Plenz D. Neuronal avalanches in neocortical circuits. *Journal of neuroscience*. 2003 Dec 3;23(35):11167-77.
- [Beggs 2012] Beggs JM, Timme N. Being critical of criticality in the brain. *Frontiers in physiology*. 2012 Jun 7;3:163.
- [Belkin 2003] Belkin M, Niyogi P. Laplacian eigenmaps for dimensionality reduction and data representation. *Neural computation*. 2003 Jun 1;15(6):1373-96.
- [Bienenstock 1998] Bienenstock E, Lehmann D. Regulated criticality in the brain?. *Advances in complex systems*. 1998 Dec;1(04):361-84.

- [Brauer 1952] Brauer A. Limits for the characteristic roots of a matrix. IV: Applications to stochastic matrices. *Duke Mathematical Journal*. 1952 Mar;19(1):75-91.
- [Camalet 2000] Camalet S, Duke T, Julicher F, Prost J. Auditory sensitivity provided by self-tuned critical oscillations of hair cells. *Proceedings of the National Academy of Sciences*. 2000 Mar 28;97(7):3183-8.
- [Carlsson 2009] Carlsson G. Topology and data. *Bulletin of the American Mathematical Society*. 2009;46(2):255-308.
- [Carr 2012] Carr J. Applications of centre manifold theory. Springer Science and Business Media; 2012 Dec 6.
- [Chalker 1998] Chalker JT, Mehlig B. Eigenvector statistics in non-Hermitian random matrix ensembles. *Physical review letters*. 1998 Oct 19;81(16):3367.
- [Chialvo 2010] Chialvo DR. Emergent complex neural dynamics. *Nature physics*. 2010 Oct;6(10):744.
- [Choe 1998] Choe Y, Magnasco MO, Hudspeth AJ. A model for amplification of hair-bundle motion by cyclical binding of Ca^{2+} to mechanoelectrical-transduction channels. *Proceedings of the National Academy of Sciences*. 1998 Dec 22;95(26):15321-6.
- [Churchland 2012] Churchland MM, Cunningham JP, Kaufman MT, Foster JD, Nuyujukian P, Ryu SI, Shenoy KV. Neural population dynamics during reaching. *Nature*. 2012 Jul;487(7405):51.
- [Dasgupta 2008] Dasgupta S, Freund Y. Random projection trees and low dimensional manifolds. *InSTOC 2008 May 17 (Vol. 8, pp. 537-546)*.
- [Donoho 2003] Donoho DL, Grimes C. Hessian eigenmaps: Locally linear embedding techniques for high-dimensional data. *Proceedings of the National Academy of Sciences*. 2003 May 13;100(10):5591-6.
- [Dulac 1903] Dulac H. Recherches sur les points singuliers des équations différentielles. Gauthier-Villars; 1903.
- [Duke 2003] Duke T, Julicher F. Active traveling wave in the cochlea. *Physical review letters*. 2003 Apr 16;90(15):158101.
- [Eguíluz 2000] Eguíluz VM, Ospeck M, Choe Y, Hudspeth AJ, Magnasco MO. Essential nonlinearities in hearing. *Physical Review Letters*. 2000 May 29;84(22):5232.
- [Eguíluz 2005] Eguíluz VM, Chialvo DR, Cecchi GA, Baliki M, Apkarian AV. Scale-free brain functional networks. *Physical review letters*. 2005 Jan 6;94(1):018102.

- [Engelken 2016] Engelken R, Farkhooi F, Hansel D, van Vreeswijk C, Wolf F. A reanalysis of “Two types of asynchronous activity in networks of excitatory and inhibitory spiking neurons”. F1000Research. 2016;5.
- [Fox 2005] Fox MD, Snyder AZ, Vincent JL, Corbetta M, Van Essen DC, Raichle ME. The human brain is intrinsically organized into dynamic, anticorrelated functional networks. *Proceedings of the National Academy of Sciences*. 2005 Jul 5;102(27):9673-8.
- [Fox 2006] Fox MD, Corbetta M, Snyder AZ, Vincent JL, Raichle ME. Spontaneous neuronal activity distinguishes human dorsal and ventral attention systems. *Proceedings of the National Academy of Sciences*. 2006 Jun 27;103(26):10046-51.
- [Fraiman 2009] Fraiman D, Balenzuela P, Foss J, Chialvo DR. Ising-like dynamics in large-scale functional brain networks. *Physical Review E*. 2009 Jun 23;79(6):061922.
- [Freeman 2005] Freeman WJ, Holmes MD. Metastability, instability, and state transition in neocortex. *Neural Networks*. 2005 Aug 31;18(5):497-504.
- [Freire 1988] Freire E, Gamero E, Ponce E, Franquelo LG. An algorithm for symbolic computation of center manifolds. In *International Symposium on Symbolic and Algebraic Computation* 1988 Jul 4 (pp. 218-230). Springer, Berlin, Heidelberg.
- [Genovese 2012] Genovese CR, Perone-Pacifico M, Verdinelli I, Wasserman L. Manifold estimation and singular deconvolution under Hausdorff loss. *The Annals of Statistics*. 2012;40(2):941-63.
- [Géron 2017] Géron A. Hands-on machine learning with Scikit-Learn and TensorFlow: concepts, tools, and techniques to build intelligent systems. " O'Reilly Media, Inc."; 2017 Mar 13.
- [Gireesh 2008] Gireesh ED, Plenz D. Neuronal avalanches organize as nested theta-and beta/gamma-oscillations during development of cortical layer 2/3. *Proceedings of the National Academy of Sciences*. 2008 May 27;105(21):7576-81.
- [Grobman 1959] Grobman DM. Homeomorphism of systems of differential equations. *Doklady Akademii Nauk SSSR*. 1959 Jan 1;128(5):880-1.
- [Guckenheimer 2013] Guckenheimer J, Holmes P. Nonlinear oscillations, dynamical systems, and bifurcations of vector fields. Springer Science and Business Media; 2013 Nov 21.
- [Hansel 1997] Hansel D, Sompolinsky H. 13 Modeling Feature Selectivity in Local Cortical Circuits.
- [Harish 2015] Harish O, Hansel D. Asynchronous rate chaos in spiking neuronal circuits. *PLoS computational biology*. 2015 Jul 31;11(7):e1004266.
- [Hartman 1960a] Hartman P. A lemma in the theory of structural stability of differential equations.

- Proceedings of the American Mathematical Society. 1960;11(4):610-20.
- [Hartman 1960b] Hartman P. On local homeomorphisms of Euclidean spaces. Bol. Soc. Mat. Mexicana. 1960 Oct;5(2):220-41.
- [Hastie 1989] Hastie T, Stuetzle W. Principal curves. Journal of the American Statistical Association. 1989 Jun 1;84(406):502-16.
- [Hayton 2018a] Hayton K, Moirogiannis D, Magnasco M (2018) Adaptive scales of integration and response latencies in a critically-balanced model of the primary visual cortex. PLoS ONE 13(4): e0196566.
- [Hayton 2018b] Hayton K, Moirogiannis D, Magnasco M. A Nonhyperbolic Toy Model of Cochlear Dynamics. arXiv preprint arXiv:1807.00764. 2018 Jul 2.
- [Hopf 1942] Hopf E. Abzweigung einer periodischen Lösung von einer stationären Lösung eines Differentialsystems. Ber. Math.-Phys. Kl Sächs. Akad. Wiss. Leipzig. 1942 Jan;94:1-22.
- [Hoppensteadt 2012] Hoppensteadt FC, Izhikevich EM. Weakly connected neural networks. Springer Science and Business Media; 2012 Dec 6.
- [Ioos 1999] Ioos G, Adelmeyer M. Topics in Bifurcation Theory and Applications. Advanced Series in Nonlinear Dynamics. World Scientific, 2nd edition, 1999
- [Izhikevich 2007a] Izhikevich EM. Dynamical systems in neuroscience. MIT press; 2007.
- [Izhikevich 2007b] Izhikevich EM. Equilibrium. Scholarpedia. 2007 Oct 9;2(10):2014.
- [Kadmon 2015] Kadmon J, Sompolinsky H. Transition to chaos in random neuronal networks. Physical Review X. 2015 Nov 19;5(4):041030.
- [Kanders 2017a] Kanders K, Lorimer T, Stoop R. Avalanche and edge-of-chaos criticality do not necessarily co-occur in neural networks. Chaos: An Interdisciplinary Journal of Nonlinear Science. 2017 Apr;27(4):047408.
- [Kanders 2017b] Kanders K, Lorimer T, Gomez F, Stoop R. Frequency sensitivity in mammalian hearing from a fundamental nonlinear physics model of the inner ear. Scientific Reports. 2017 Aug 30;7(1):9931.
- [Kégl 2000] Kégl B, Krzyzak A, Linder T, Zeger K. Learning and design of principal curves. IEEE transactions on pattern analysis and machine intelligence. 2000 Mar;22(3):281-97.
- [Kelley 1967] Kelley A. The stable, center-stable, center, center-unstable, unstable manifolds. Journal of Differential Equations. 1967 Oct 1;3(4):546-70.
- [Kenet 2003] Kenet T, Bibitchkov D, Tsodyks M, Grinvald A, Arieli A. Spontaneously emerging

- cortical representations of visual attributes. *Nature*. 2003 Oct;425(6961):954.
- [Kern 2003] Kern A, Stoop R. Essential role of couplings between hearing nonlinearities. *Physical Review Letters*. 2003 Sep 19;91(12):128101.
- [Kambhatla 1994] Kambhatla N, Leen TK. Fast non-linear dimension reduction. In *Advances in neural information processing systems 1994* (pp. 152-159).
- [Kitzbichler 2009] Kitzbichler MG, Smith ML, Christensen SR, Bullmore E. Broadband criticality of human brain network synchronization. *PLoS computational biology*. 2009 Mar 20;5(3):e1000314.
- [Kuznetsov 2013] Kuznetsov YA. *Elements of applied bifurcation theory*. Springer Science and Business Media; 2013 Mar 9.
- [Lalazar 2016] Lalazar H, Abbott LF, Vaadia E. Tuning curves for arm posture control in motor cortex are consistent with random connectivity. *PLoS computational biology*. 2016 May 25;12(5):e1004910.
- [Landau 2016] Landau ID, Egger R, Dercksen VJ, Oberlaender M, Sompolinsky H. The impact of structural heterogeneity on excitation-inhibition balance in cortical networks. *Neuron*. 2016 Dec 7;92(5):1106-21.
- [Levina 2007] Levina A, Herrmann JM, Geisel T. Dynamical synapses causing self-organized criticality in neural networks. *Nature physics*. 2007 Dec;3(12):857.
- [Machens 2005] Machens CK, Romo R, Brody CD. Flexible control of mutual inhibition: a neural model of two-interval discrimination. *Science*. 2005 Feb 18;307(5712):1121-4.
- [Magnasco 2003] Magnasco MO. A wave traveling over a Hopf instability shapes the cochlear tuning curve. *Physical review letters*. 2003 Feb 4;90(5):058101.
- [Magnasco 2009] Magnasco MO, Piro O, Cecchi GA. Self-tuned critical anti-Hebbian networks. *Physical review letters*. 2009 Jun 22;102(25):258102.
- [Moirogiannis 2017] Moirogiannis D, Piro O, Magnasco MO. Renormalization of Collective Modes in Large-Scale Neural Dynamics. *Journal of Statistical Physics*. 2017 May 1;167(3-4):543-58.
- [Mora 2011] Mora T, Bialek W. Are biological systems poised at criticality?. *Journal of Statistical Physics*. 2011 Jul 1;144(2):268-302.
- [Narayanan 2009] Narayanan H, Niyogi P. On the Sample Complexity of Learning Smooth Cuts on a Manifold. In *COLT 2009* Jun.
- [Nauhaus 2009] Nauhaus I, Busse L, Carandini M, Ringach DL. Stimulus contrast modulates func-

- tional connectivity in visual cortex. *Nature neuroscience*. 2009 Jan 1;12(1):70-6.
- [Niyogi 2008] Niyogi P, Smale S, Weinberger S. Finding the homology of submanifolds with high confidence from random samples. *Discrete and Computational Geometry*. 2008 Mar 1;39(1-3):419-41.
- [O’Rourke 2016] O’Rourke S, Vu V, Wang K. Eigenvectors of random matrices: a survey. *Journal of Combinatorial Theory, Series A*. 2016 Nov 1;144:361-442.
- [Ostojic 2014] Ostojic S. Two types of asynchronous activity in networks of excitatory and inhibitory spiking neurons. *Nature neuroscience*. 2014 Apr;17(4):594.
- [Perrault-Jones 2012] Perrault-Joncas D, Meila M. Metric learning and manifolds: Preserving the intrinsic geometry. Preprint Department of Statistics, University of Washington. 2012.
- [Petersen 2003] Petersen CC, Hahn TT, Mehta M, Grinvald A, Sakmann B. Interaction of sensory responses with spontaneous depolarization in layer 2/3 barrel cortex. *Proceedings of the National Academy of Sciences*. 2003 Nov 11;100(23):13638-43.
- [Poincaré 1893] Poincaré H. Les méthodes nouvelles de la mécanique céleste: Méthodes de MM. Newcomb, Glydén, Lindstedt et Bohlin. 1893. Gauthier-Villars it fils; 1893.
- [Rajan 2016] Rajan K, Harvey CD, Tank DW. Recurrent network models of sequence generation and memory. *Neuron*. 2016 Apr 6;90(1):128-42.
- [Roweis 2000] Roweis ST, Saul LK. Nonlinear dimensionality reduction by locally linear embedding. *science*. 2000 Dec 22;290(5500):2323-6.
- [Smola 2001] Smola AJ, Mika S, Schölkopf B, Williamson RC. Regularized principal manifolds. *Journal of Machine Learning Research*. 2001;1(Jun):179-209.
- [Sompolinsky 1998] Sompolinsky H, Crisanti A, Sommers HJ. Chaos in random neural networks. *Physical review letters*. 1988 Jul 18;61(3):259.
- [Sompolinsky 2014] Sompolinsky, H.: Computational neuroscience: beyond the local circuit. *Curr. Opin. Neurobiol.* 25, 1–6 (2014)
- [Seung 1998] Seung HS. Continuous attractors and oculomotor control. *Neural Networks*. 1998 Nov 30;11(7):1253-8.
- [Seung 2000] Seung HS, Lee DD, Reis BY, Tank DW. Stability of the memory of eye position in a recurrent network of conductance-based model neurons. *Neuron*. 2000 Apr 30;26(1):259-71.
- [Shnol 2007] Shnol EE. Stability of equilibria. *Scholarpedia*. 2007 Mar 15;2(3):2770.
- [Silva 1998] da Silva L, Papa AR, de Souza AC. Criticality in a simple model for brain functioning.

- Physics Letters A. 1998 Jun 8;242(6):343-8.
- [Solovey 2012] Solovey G, Miller KJ, Ojemann J, Magnasco MO, Cecchi GA. Self-regulated dynamical criticality in human ECoG. *Frontiers in integrative neuroscience*. 2012 Jul 19;6:44.
- [Solovey 2015] Solovey G, Alonso LM, Yanagawa T, Fujii N, Magnasco MO, Cecchi GA, Proekt A. Loss of consciousness is associated with stabilization of cortical activity. *Journal of Neuroscience*. 2015 Jul 29;35(30):10866-77.
- [Stern 2014] Stern M, Sompolinsky H, Abbott LF. Dynamics of random neural networks with bistable units. *Physical Review E*. 2014 Dec 16;90(6):062710.
- [Tao 2008] Tao T, Vu V. Random matrices: the circular law. *Communications in Contemporary Mathematics*. 2008 Apr;10(02):261-307.
- [Tao 2012] Tao T, Vu V. Random matrices: Universal properties of eigenvectors. *Random Matrices: Theory and Applications*. 2012 Jan;1(01):1150001.
- [Tenenbaum 2000] Tenenbaum JB, De Silva V, Langford JC. A global geometric framework for nonlinear dimensionality reduction. *science*. 2000 Dec 22;290(5500):2319-23.
- [Tsodyks 1999] Tsodyks M, Kenet T, Grinvald A, Arieli A. Linking spontaneous activity of single cortical neurons and the underlying functional architecture. *Science*. 1999 Dec 3;286(5446):1943-6.
- [Weinberger 2006] Weinberger KQ, Saul LK. Unsupervised learning of image manifolds by semidefinite programming. *International journal of computer vision*. 2006 Oct 1;70(1):77-90.
- [Wiggins 2003] Wiggins S. *Introduction to applied nonlinear dynamical systems and chaos*. Springer Science and Business Media; 2003 Oct 1.
- [Yan 2012] Yan XH, Magnasco MO. Input-dependent wave attenuation in a critically-balanced model of cortex. *PloS one*. 2012 Jul 25;7(7):e41419.