

Rossby and Magnetic Prandtl Number Scaling of Stellar Dynamos

K. C. AUGUSTSON,¹ A. S. BRUN,¹ AND J. TOOMRE²

¹*AIM, CEA, CNRS, Université Paris-Saclay, Université Paris Diderot, Sarbonne Paris Cité, F-91191 Gif-sur-Yvette Cedex, France*
²*JILA & Department of Astrophysical and Planetary Sciences, University of Colorado, Boulder, Colorado, USA, 80309*

ABSTRACT

Rotational scaling relationships are examined for the degree of equipartition between magnetic and kinetic energies in stellar convection zones. These scaling relationships are approached from two paradigms, with first a glance at scaling relationship built upon an energy-balance argument and second a look at a force-based scaling. The latter implies a transition between a nearly-constant inertial scaling when in the asymptotic limit of minimal diffusion and magnetostrophy, whereas the former implies a weaker scaling with convective Rossby number. Both scaling relationships are then compared to a suite of 3D convective dynamo simulations with a wide variety of domain geometries, stratifications, and range of convective Rossby numbers.

Keywords: Magnetohydrodynamics, Dynamo, Stars: magnetic field, rotation

1. INTRODUCTION

Magnetic fields influence both the dynamics and evolution of stars. Detecting such magnetic fields can be difficult given that the bulk of their energy resides below the surface. Such magnetic fields are either generated through convective dynamos, or they are remnant field left over from a star's formation situated in stable radiative zones. At some point in their evolution, nearly all stars have convective regions capable of generating magnetic fields. In particular, during the pre-main sequence, most stars are fully convective and rapidly rotating, which likely leads to the development of magnetic fields that are then frozen into the forming radiative regions of these stars. This implies that there may be a strong connection between the dynamical magnetic fields in convection zones and the secularly evolving magnetic fields in radiative regions, unless significant magnetic boundary layers form to prevent an active codevelopment of the two regions (e.g., Gough & McIntyre 1998; Wood & Brummell 2018).

From the perspective of stellar evolution, the presence of a magnetic field in stable regions can lead to instabilities and angular momentum transport. Therefore, it is of keen interest to estimate the magnitude of magnetic fields generated in convective regions that may be radiatively stable in later stages of evolution (Mestel & Weiss 1987; Spruit 2002; Zahn et al. 2007; Mathis 2013). Doing so is quite challenging due to the inherently nonlinear character of convective dynamos. However, such

an undertaking has been attempted in Emeriau-Viard & Brun (2017). Alternatively, there exist several models of convection and its scaling with rotation rate and magnetic field, which can provide an estimate of the kinetic energy in convective regions. There are also several regimes for which scaling relationships for the ratio of magnetic energy versus kinetic energy may permit the estimation of the magnitude of the rms magnetic fields, where they are distinguished by the assumptions about which processes dominate the energetic and force balances.

The effects of astrophysical dynamos can be detected at the surface and in the environment of magnetically-active objects such as stars (e.g., Christensen et al. 2009; Donati & Landstreet 2009; Donati 2011; Brun et al. 2015). One direct way to approximate the dynamics occurring within such an object is to conduct laboratory experiments with fluids that have some equivalent global properties, while observing their response to controllable parameters, such as the strength of a thermal forcing or a rotation rate. In those cases, all the observable scales of the system can be accounted for, from the global or driving scale to the dissipation scales. In practice, this has proven to be quite difficult when trying to mimic geophysical or astrophysical dynamos, but they are still fruitful endeavors (e.g., Gailitis et al. 2001; Laguerre et al. 2008; Spence et al. 2009). However, recent experiments with liquid gallium have shown that magnetostrophic states, where the Coriolis force balances the Lorentz force, seem to be optimal for heat transport (King & Aurnou 2015), which is interesting given the strong likelihood that many astrophysical dynamos are in such a state. Another method is to simulate a portion of those experiments, but these numerical simu-

lations are limited in the scales they can capture: either an attempt is made to resolve a portion of the scales in the inertial range to down to the physical dissipation scale (e.g., Mininni et al. 2009; Mininni & Pouquet 2009; Brandenburg 2014), or an attempt is made to approximate the equations of motion for the global scales while modeling the effects of the unresolved dynamical scales (e.g., Gilman 1983; Brun et al. 2004; Christensen & Aubert 2006; Strugarek et al. 2016; Varela et al. 2017).

These varying approaches to gathering data about the inner workings of convective dynamos provide a touchstone for thought experiments. Further, one can attempt to identify a few regimes for which some global-scale aspects of those dynamos might be estimated with only a knowledge of the basic parameters of the system (e.g., Christensen 2010; Davidson 2013; Oruba & Dormy 2014). The following questions are examples of such parametric dependencies: how the magnetic energy contained in the system may change with a modified level of turbulence (or stronger driving), or how does the ratio of the dissipative length scales impact that energy, or how does rotation influence it? Establishing the global-parameter scalings of convective dynamos, particularly with stellar mass and rotation rate, is useful given that they provide an order of magnitude approximation of the magnetic field strengths generated within the convection zones of stars as they evolve from the pre-main-sequence to a terminal phase. This in turn permits the placement of better constraints upon transport processes, such as those for chemical elements and angular momentum, most of which occur over evolutionary timescales.

2. FUNDAMENTAL EQUATIONS

In the hunt for a simple set of algebraic equations to describe the basic convective and dynamo processes at work in stellar convection zones, it is useful to consider the following set of MHD equations:

$$\frac{\partial \rho}{\partial t} = -\nabla \cdot (\rho \mathbf{v}), \quad (1)$$

$$\rho \frac{\partial \mathbf{v}}{\partial t} = -\rho (\mathbf{v} \cdot \nabla) \mathbf{v} - 2\rho \boldsymbol{\Omega} \times \mathbf{v} - \nabla P - \rho \nabla \Phi_{\text{eff}} + \frac{\mathbf{J} \times \mathbf{B}}{c} + \nabla \cdot \boldsymbol{\sigma}, \quad (2)$$

$$\frac{\partial \mathbf{B}}{\partial t} = \nabla \times \left[\mathbf{v} \times \mathbf{B} - \frac{4\pi\eta}{c} \mathbf{J} \right], \quad (3)$$

$$\nabla \cdot \mathbf{B} = 0, \quad (4)$$

$$\frac{\partial E}{\partial t} = -\nabla \cdot [(E + P - \sigma) \mathbf{v} + \mathbf{q}] + H, \quad (5)$$

where \mathbf{v} is the velocity, \mathbf{B} is the magnetic field, ρ is the density, P the pressure, and s is the entropy per unit mass. Moreover, the following variables are also defined as $\Phi_{\text{eff}} = \Phi + \lambda^2 \Omega^2 / 2$, Φ is the gravitational potential, Ω is the rotation rate of the frame, λ

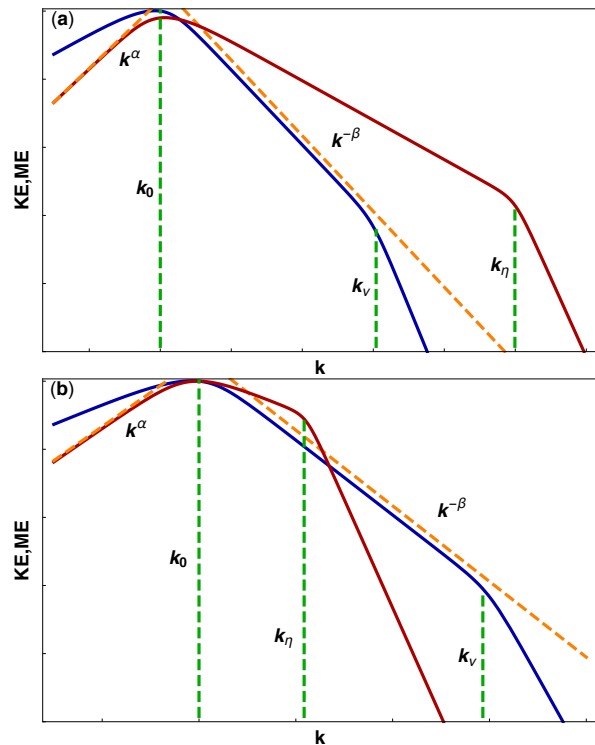


Figure 1. A sketch of energy spectra for low and high-Pm dynamos with scale wavenumber $k = 2\pi/\ell$, with magnetic energy in red and kinetic energy in blue showing (a) a saturated high-Pm dynamo, and (b) a saturated low-Pm dynamo. The dashed vertical green lines characterize distinct wavenumbers: $k_0 = 2\pi/\ell_0$ is an integral scale, $k_\nu = 2\pi/\ell_\nu$ the viscous dissipation scale, and $k_\eta = 2\pi/\ell_\eta$ the Joule scale. The dashed orange line indicates the small-wavenumber scaling of the magnetic field with $\text{ME} \propto k^\alpha$ and the inertial range of the kinetic energy with $\text{KE} \propto k^{-\beta}$.

is the distance from the axis of rotation, the current is $\mathbf{J} = c\nabla \times \mathbf{B}/4\pi$, with c being the speed of light, $\sigma_{ij} = 2\rho\nu(\mathbf{e}_{ij} - 1/3\nabla \cdot \mathbf{v}\delta_{ij})$ is the viscous stress tensor where $\mathbf{e} = 1/2(\nabla \mathbf{v} + \nabla \mathbf{v}^T)$, $\mathbf{q} = -\kappa\nabla T$, κ is the thermal diffusivity and H is an internal heating rate per unit mass that is due to some prescribed exoergic process (e.g., chemical, nuclear, or otherwise). The total energy is $E = \rho v^2/2 + B^2/8\pi + \rho\Phi_{\text{eff}} + \rho e$, where e is the internal energy per unit mass. Since only the most basic scaling behavior of the stellar system is sought, the following assumptions are made: the total energy of the system is conserved and the system is in a nonlinearly-saturated statistically-stationary equilibrium.

3. DISTINCT MAGNETIC PRANDTL NUMBER REGIMES

In considering stellar dynamos, the choice of an appropriate magnetic Prandtl number arises: should one consider those defined by atomic diffusivities or those defined by turbulent diffusion mechanisms. If the former,

then the typical Prandtl number can be quite small. If the latter, then the Prandtl number is typically near unity. Here it will be considered that the ordering of time-scales is preserved even if the turbulent diffusivities are invoked, therefore the thermal and magnetic Prandtl numbers will remain fixed at their atomic values thereby preserving the hierarchy of length and time-scales that they set, which is not without precedence (Schekochihin et al. 2004; Brandenburg & Subramanian 2005). On the other hand, with turbulent diffusivities, it would seem that all stellar dynamos would be in the moderate magnetic Prandtl number regime, where $\text{Pm} \approx 1$.

If the time scale of the flows at a scale ℓ is given by $\tau_\ell = \ell/v_\ell$, where v_ℓ is the characteristic velocity at a length scale of ℓ , and the gradient operators for a magnetic and velocity field of scales ℓ_B and ℓ respectively yield $\nabla \mathbf{B} \approx B_{\ell_B}/\ell_B$ and $\nabla \mathbf{v} \approx v_\ell/\ell$, then if the magnitude of each term in Equation 3 is considered as

$$\frac{v_\ell B_{\ell_B}}{\ell} = 2 \frac{v_\ell B_{\ell_B}}{\ell} + \frac{v_\ell B_{\ell_B}}{\ell_B} + \frac{\eta B_{\ell_B}}{\ell_B^2}. \quad (6)$$

Therefore, assuming that the hierarchy of scales is preserved along the turbulent inertial range and defining the scale Reynolds number as $\text{Re}_\ell = v_\ell \ell / \nu$, a reformulation of the above equation yields

$$\frac{\ell_B^2}{\ell^2} \text{PmRe}_\ell \left(1 + \frac{\ell}{\ell_B} \right) \approx 1, \quad (7)$$

where $\text{Pm} = \nu/\eta$ is the magnetic Prandtl number, which implies that $\ell_B/\ell \approx \text{Pm}^{-1/2}$ as seen in both the kinematic and nonlinear regimes of time-dependent ABC-flow dynamos (Arnold & Korkina 1983; Brummell et al. 2001). Therefore, at large magnetic Prandtl number, the length scales of the magnetic field are smaller than that of the velocity field. At low Pm, the expectation should be the opposite that the generated magnetic fields roughly tend to be of larger scale than the velocity field. This does not preclude smaller scale intermittent fields for the low-Pm regime or vice versa, rather it is more a statement about which scales of the magnetic field contain the most energy: the large-scales for low-Pm dynamos and the small-scales for high-Pm dynamos as is sketched in Figure 1 and seen in nonlinear 3D dynamo simulations (Brummell et al. 2001; Schekochihin et al. 2004; Brandenburg & Subramanian 2005).

Using the Braginskii definitions of the viscous and magnetic diffusivities (see Appendix B) and turning to stellar models, one can determine the ranges of magnetic Prandtl numbers within a star. For dynamos in stars with convective envelopes, the low-Pm regime is of greatest interest. Using the Sun as an example, the atomic Pm ranges between about 10^{-1} in the core to roughly 10^{-6} at the photosphere, decreasing exponentially toward it. Other low mass stars are roughly similar, with a low Pm throughout the bulk of their interiors. High mass stars, in contrast, have relatively large

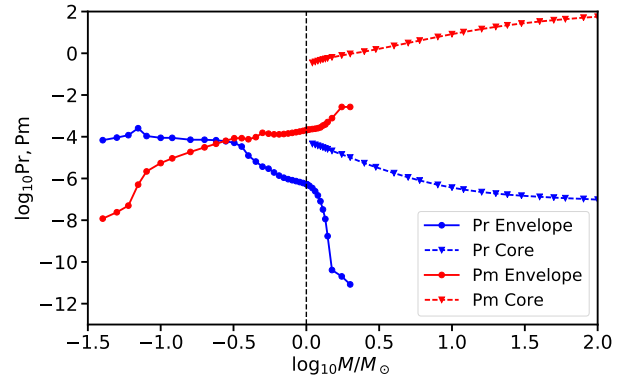


Figure 2. The average thermal Prandtl number Pr and average magnetic Prandtl number Pm for ZAMS stars with masses between 0.03 and $100 M_\odot$, with the average being taken over substantial convection zones. The zone being averaged is indicated by triangles for a convective core and circles for a convective envelope.

atomic values of Pm ranging from about 10 throughout the convective core and remaining nearly unity until the near-surface region is reached at which point it drops to about 10^{-2} .

The prescription for the atomic values of the Prandtl numbers given in Appendix A has been applied to models of stars near the zero-age main-sequence with the solar metallicity in the mass range between 0.03 and $100 M_\odot$ computed with MESA (Paxton et al. 2011, 2013, 2015, 2018). The resulting convective-zone-averaged Prandtl numbers are shown in Figure 2, where it is clear that all stars possess convective regions with a low thermal Prandtl number ($\text{Pr} = \nu/\kappa$, as seen in Figure 2a), whereas one can find two regimes of magnetic Prandtl number (Figure 2b). The existence of these two regimes is directly related to where the convective region is located. For massive stars with convective cores, the temperature and density averaged over the convective volume are quite high when compared to lower-mass stars with a convective envelope. Such a high temperature leads to a large magnetic Prandtl number. The dichotomy in magnetic Prandtl number implies that there may be two fundamentally different kinds of convective dynamo action in low-mass versus high-mass stars.

4. THE ENERGETIC BALANCE

Of the convective dynamo topics, it is the geodynamo that has received the most focused theoretical attention (e.g., Buffett 2000; Roberts & Glatzmaier 2000; Buffett 2009), but it also has a unique niche of its own not shared by most stellar dynamos. The Rossby number of mantle flows is estimated to be approximately 10^{-6} (Finlay & Amit 2011; Aurnou et al. 2015), which implies that the convective overturning times are of the order of several thousand years since the Earth rotates in one day. Therefore, the estimated convective veloci-

ties are of order 1km yr^{-1} in the mantle. Thus, Coriolis forces take center stage, and one may be justified in ignoring the nonlinear advection of vorticity though not of heat or composition. Primordial magnetism is ruled out by ohmic losses that could dissipate core magnetism on time scales of order 10^4yr , and magnetic reversals in the recent past of about 10^5yr .

The recent spherical shell simulations of the geodynamo have focused on trying to minimize the Ekman number Ek (the ratio of viscous to Coriolis forces) to as small values as computationally feasible, and to examine the resulting force balances achieved and the scaling relationships that may result. These are discussed in overview for two of the groups of modeling efforts (e.g., Christensen & Aubert 2006; King & Buffett 2013; Oruba & Dormy 2014; Schinnerer et al. 2014; Yadav et al. 2016). The guiding notion is that convective motions in the real geodynamo should be strongly influenced by the resulting magnetic fields, within a so-called MAC balance involving magnetic (M, or Lorentz), buoyancy (A, for Archimedean), and Coriolis forces, with inertial forces and viscous stresses having a negligible role. However, the current hero simulations attaining Ek of order 10^{-7} still do not attain a clear MAC balance, as discussed by Hughes & Cattaneo (2016) and Cattaneo & Hughes (2017) in offering other limiting equations that may be used to explore weak and strong magnetic field states (e.g., Dormy 2016).

In the spirit of the MAC balance, one approach to building a scaling relationship for the ratio of magnetic to kinetic energy considers the balances established in generating entropy, kinetic energy, and magnetic energy as well as the force balance. To begin, note that the evolution of the magnetic energy is

$$\begin{aligned} \frac{\partial}{\partial t} \left(\frac{\mathbf{B}^2}{8\pi} \right) &= \frac{\mathbf{B}}{4\pi} \cdot \nabla \times \left[\mathbf{v} \times \mathbf{B} - \frac{4\pi\eta}{c} \mathbf{J} \right], \\ &= -\frac{1}{c} \left[\nabla \cdot (\eta \mathbf{J} \times \mathbf{B}) + \frac{4\pi\eta}{c} \mathbf{J}^2 + \mathbf{v} \cdot (\mathbf{J} \times \mathbf{B}) \right]. \end{aligned} \quad (8)$$

If this equation is averaged over many dynamical times τ , when it is in a quasi-steady state, and if it is integrated over the volume of the convective region, it yields

$$\int \frac{dt}{\tau} dV \left[\frac{4\pi\eta}{c} \mathbf{J}^2 + \mathbf{v} \cdot (\mathbf{J} \times \mathbf{B}) \right] = - \int \frac{dt}{\tau} d\mathbf{S} \cdot (\eta \mathbf{J} \times \mathbf{B}). \quad (9)$$

The Poynting flux of the right-hand-side of Equation 9 can vanish at the boundaries of the convective region for an appropriate choice of boundary conditions. As an example, if the magnetic field satisfies a potential field boundary condition, then it is zero. Or if the field is force-free (e.g., $\mathbf{J} \propto \mathbf{B}$), then it is also zero. Supposing that this is the case, then one has that the average Lorentz work ($\int dt/\tau dV \mathbf{v} \cdot (\mathbf{J} \times \mathbf{B})$) is equal to the average Joule heating $H_\eta = 4\pi \int dt/\tau dV \eta \mathbf{J}^2/c$. This is an important point for it shows that the nature of the convection

and magnetic field structures are directly impacted by the form of the resistive dissipation. Hence, the use of numerical dissipation schemes could yield unexpected results and the boundary conditions may leak magnetic energy through a Poynting flux unless they are chosen carefully.

In a fashion similar to that used for the magnetic energy evolution above, one can find that the kinetic energy evolves as

$$\begin{aligned} \frac{1}{2} \frac{\partial \rho \mathbf{v}^2}{\partial t} &= -\nabla \cdot \left[\left(\frac{1}{2} \rho \mathbf{v}^2 + P - \sigma \right) \mathbf{v} \right] + P \nabla \cdot \mathbf{v} - \sigma : \nabla \mathbf{v} \\ &\quad - \rho \mathbf{v} \cdot \nabla \Phi_{\text{eff}} + \frac{\mathbf{v}}{c} \cdot (\mathbf{J} \times \mathbf{B}). \end{aligned} \quad (10)$$

To eliminate the compressibility term, the total internal energy must also be added to the system as

$$\begin{aligned} \frac{\partial}{\partial t} \left[\frac{1}{2} \rho \mathbf{v}^2 + \frac{\mathbf{B}^2}{8\pi} + \rho e \right] &= \\ -\nabla \cdot \left[\left(\frac{1}{2} \rho \mathbf{v}^2 + \rho e + P - \sigma \right) \mathbf{v} - \frac{\eta}{c} \mathbf{J} \times \mathbf{B} \right] \\ - \rho \mathbf{v} \cdot \nabla \Phi_{\text{eff}} - \frac{4\pi\eta}{c^2} \mathbf{J}^2 - \sigma : \nabla \mathbf{v} + H - \nabla \cdot \mathbf{q}. \end{aligned} \quad (11)$$

One can also consider the time-averaged and volume-integrated evolution equation for this energy equation, which yields

$$\begin{aligned} \int \frac{dt}{\tau} dV \left[H - \nabla \cdot \mathbf{q} - \rho \mathbf{v} \cdot \nabla \Phi_{\text{eff}} - \frac{4\pi\eta}{c^2} \mathbf{J}^2 - \sigma : \nabla \mathbf{v} \right] &= \\ \int \frac{dt}{\tau} d\mathbf{S} \cdot \left[\left(\frac{1}{2} \rho \mathbf{v}^2 + \rho e + P - \sigma \right) \mathbf{v} - \frac{\eta}{c} \mathbf{J} \times \mathbf{B} \right]. \end{aligned} \quad (12)$$

The surface integral is zero if there are no outflows or net torque from the Lorentz force at the domain boundaries, implying the following:

$$\int \frac{dt}{\tau} dV \left[H - \nabla \cdot \mathbf{q} - \rho \mathbf{v} \cdot \nabla \Phi_{\text{eff}} - \frac{4\pi\eta}{c^2} \mathbf{J}^2 - \sigma : \nabla \mathbf{v} \right] = 0. \quad (13)$$

Note that $\int dV H = L(r)$, where L is the total luminosity of the star at a given radius r for a spherically symmetric heating. Likewise, the radiative luminosity of the star is given by $\int dV \nabla \cdot \mathbf{q} = L_r(r) = -4\pi r^2 \kappa \partial T / \partial r$ for the spherically-symmetric component of the temperature field, which should be dominant. For the case of stars that are on the main-sequence, there are three configurations of their primary regions of convection: either a convective core for high mass stars, a convective envelope for lower mass stars, or both for F-type stars (see Figure 2). In these cases, one can assume that the region of integration is over the entire convection zone and so the volume-integrated luminosity will be the nuclear luminosity, or the current total luminosity $L_* = L(R_*)$. Furthermore, the radiative luminosity will be nearly, but

not exactly, equal in magnitude to L_* . The reason for this is that the thermal evolution of the system is a largely passive response to the changes in the nuclear burning rates. Because the nuclear luminosity is slowly increasing along the main-sequence, $L_R = L_r(R_*)$ will always lag behind L_* due to the time required for thermal diffusion to modify the thermal gradient. From Equation (13), one can see that

$$L_* - L_R + H_\nu + H_\eta = -\int \frac{dt}{\tau} dV \rho \mathbf{v} \cdot \nabla \Phi_{\text{eff}} = W_B, \quad (14)$$

where H_ν and H_η are the positive-definite, time-averaged, volume-integrated dissipation rates due to viscosity and resistivity, respectively. Thus, the rate of buoyancy work W_B is directly proportional to the mismatch of the two luminosities and the rates of viscous and resistive dissipation, implying that the latter result from the former.

Returning to the time-averaged curl of the momentum equation, though neglecting the viscous and inertial terms under the assumption that the Rossby number is sufficiently small and that the viscous terms play no role, one can find

$$\nabla \times \left[2\rho \mathbf{v} \times \boldsymbol{\Omega} + \frac{1}{c} \mathbf{J} \times \mathbf{B} \right] + \nabla \rho \times \mathbf{g}_{\text{eff}} = 0, \quad (15)$$

where $\mathbf{g}_{\text{eff}} = -\nabla \Phi_{\text{eff}}$. This provides the basis of finding the length scales of the flows and the magnetic fields. Neglecting the inertial terms does mean that the domain of applicable Rossby numbers is restricted to being below unity, whereas neglecting the viscous terms is consistent with assumption of a low magnetic Prandtl number as discussed in Davidson (2013). Specifically, the Rossby number is assumed to be small enough so that the flow becomes roughly columnar and moderately aligned with the rotation axis. In such a case, there are two integral length scales of the flow: one parallel to the rotation axis ℓ_{\parallel} and another perpendicular to it ℓ_{\perp} , with $\ell_{\perp} < \ell_{\parallel}$. These can be defined as $\ell_{\parallel} = (\langle v^2 \rangle / \langle \omega_z^2 \rangle)^{1/2}$ and $\ell_{\perp} = (\langle v^2 \rangle / \langle \omega^2 - \omega_z^2 \rangle)^{1/2}$, where $\boldsymbol{\omega} = \nabla \times \mathbf{v}$, $\omega_z = \hat{\mathbf{z}} \cdot \nabla \times \mathbf{v}$, and $\langle \rangle$ denotes a volume average. Here, unlike Davidson (2013), the density stratification is retained. Therefore, for comparison purposes, note that the integral scale of the flow is then $\ell_0 = (\langle v^2 \rangle / \langle \omega^2 \rangle)^{1/2} = \left[\ell_{\perp}^2 \ell_{\parallel}^2 / (\ell_{\perp}^2 + \ell_{\parallel}^2) \right]^{1/2}$. Moreover, the density perturbations rather than temperature perturbations are contained in the buoyancy work integral and the force balance below, which permits the treatment of the baroclinic flows present in the convection zones of most stars. The full density can be retained in the integral and in the scaling given that the gradient of the mean density is parallel to \mathbf{g}_{eff} . So, their cross product vanishes, leaving only the product of the velocity and gradients of the density perturbations. Assuming further that the magnetic energy density per unit mass

scales only with ℓ_{\parallel} , since $\ell_{\perp} < \ell_{\parallel}$, and w_B , unit consistency requires that $B^2 / (4\pi\rho) \propto F(\ell_{\parallel}, w_B) \approx \ell_{\parallel}^{2/3} w_B^{2/3}$, where w_B is the rate of buoyancy work per unit mass W_B / M_{CZ} and M_{CZ} is the mass contained in the convection zone. Therefore, given Equation (15) and assuming that each term is of the same order of magnitude, the basic proportionality is

$$\begin{aligned} \rho \boldsymbol{\Omega} \cdot \nabla \mathbf{v} &\approx \nabla \rho \times \mathbf{g}_{\text{eff}} \approx \frac{1}{c} \nabla \times (\mathbf{J} \times \mathbf{B}) \\ \implies \frac{\Omega v_{\text{rms}}}{\ell_{\parallel}} &\approx \frac{g}{\ell_{\perp}} \approx \frac{B^2}{4\pi\rho\ell_{\perp}^2}, \end{aligned} \quad (16)$$

where $\boldsymbol{\Omega} \cdot \nabla$ selects the parallel length scale ℓ_{\parallel} , whereas $\nabla \times \ell_{\perp}^{-1}$ since $\ell_{\perp} < \ell_{\parallel}$. Thus, comparing the curl of the Lorentz force to the curl of the Coriolis force, one has

$$\frac{\Omega v_{\text{rms}}}{\ell_{\parallel}} \approx \frac{B^2}{4\pi\rho\ell_{\perp}^2} \approx \frac{\ell_{\parallel}^{2/3} w_B^{2/3}}{\ell_{\perp}^2}, \quad (17)$$

and moreover it can be shown that an estimate of the rms velocity is

$$v_{\text{rms}} \approx \frac{\ell_{\parallel}^{5/3} w_B^{2/3}}{\ell_{\perp}^2 \Omega}. \quad (18)$$

Within the context of such estimates, the buoyancy term can be written as

$$w_B = \frac{\int \frac{dt}{\tau} dV \rho \mathbf{v} \cdot \mathbf{g}_{\text{eff}}}{\int \frac{dt}{\tau} dV \rho} \approx g v_{\text{rms}}, \quad (19)$$

which implies that the estimated magnitude for the curl of the buoyancy force in Equation (16) is $g/\ell_{\perp} \approx w_B / (v_{\text{rms}} \ell_{\perp})$. Then, it is easily seen that

$$\frac{\ell_{\perp}}{\ell_{\parallel}} \approx \frac{w_B}{\Omega v_{\text{rms}}^2}. \quad (20)$$

So, the ratio of integral length scales should vary as

$$\frac{\ell_{\perp}}{\ell_{\parallel}} \approx \frac{w_B^{1/5}}{\Omega^{1/3} \ell_{\parallel}^{2/5}} = \left(\frac{w_B}{\Omega^3 \ell_{\parallel}^2} \right)^{1/5}. \quad (21)$$

Likewise the ratio of magnetic to kinetic energy then scales as

$$\frac{\text{ME}}{\text{KE}} \approx \frac{B^2}{8\pi (\frac{1}{2} \rho v_{\text{rms}}^2)} \approx \left(\frac{w_B}{\Omega^3 \ell_{\parallel}^2} \right)^{-2/5}. \quad (22)$$

The Rossby number may then be defined as

$$\text{Ro} = \frac{v_{\text{rms}}}{\Omega \ell_{\parallel}} \approx \left(\frac{w_B}{\Omega^3 \ell_{\parallel}^2} \right)^{4/5}, \quad (23)$$

which implies that

$$\frac{\text{ME}}{\text{KE}} \propto \text{Ro}^{-\frac{1}{2}}. \quad (24)$$

To make contact with stellar parameters, the buoyancy work may be estimated noting that $W_B \approx GM_* M_{CZ} v_{\text{rms}} / R_{CZ}^2$, where R_{CZ} is the radius at which $\rho(R_{CZ}) = \rho_{CZ}$ and ρ_{CZ} is the average density of the convection zone. However, if one takes into account the scaling of the buoyancy work with Rossby number and magnetic Prandtl number, Equation (23) becomes an implicit relationship for the Rossby number that may be indeterminate for large magnetic Prandtl number (see §6 and Davidson (2013)). This can be partially seen through Equation 18 may be recast to solve for w_B as

$$w_B \approx \left(\frac{\ell_{\perp}^2 \Omega v_{\text{rms}}}{\ell_{\parallel}^{\frac{5}{3}}} \right)^{\frac{3}{2}} = v_{\text{rms}}^2 \Omega^{\frac{3}{2}} \frac{\langle \omega_z^2 \rangle^{\frac{5}{4}}}{\langle \omega^2 - \omega_z^2 \rangle^{\frac{3}{2}}}. \quad (25)$$

One simple method to estimate these quantities is to suppose that the energy containing flows have roughly the same length scale as the depth of the convection zone and that the speed of the flows is directly related to the rate of energy injection (given here by the stellar luminosity) and inversely proportional to the density of the medium into which that energy is being injected (Augustson et al. 2012; Brun et al. 2017). This is encapsulated as $v_{\text{rms}} \propto [L_* / (2\pi \rho_{CZ} R_{CZ}^2)]^{1/3}$, where ρ_{CZ} is the average density in the convection zone and R_{CZ} is the radius corresponding to this average density. Therefore, the buoyancy work scales as

$$w_B \approx f \left(\frac{L_* \Omega^{\frac{3}{2}}}{2\pi \rho_{CZ} R_{CZ}^2} \right)^{\frac{1}{3}}, \quad (26)$$

where $f = \langle \omega_z^2 \rangle^{\frac{5}{4}} / \langle \omega^2 - \omega_z^2 \rangle^{\frac{3}{2}}$ is a flow asymmetry parameter. However, such a mixing-length velocity prescription only provides an order of magnitude estimate as it too will depend upon the level of turbulence and more fundamentally on the rotation rate (e.g., Brun et al. 2017; Featherstone & Hindman 2016; Augustson & Mathis 2018a,b).

5. A FORCE-BALANCE SCALING

In addition to assessing the energetic balances of a dynamo, another way to assess the scaling behavior of the magnetic and kinetic energies in a dynamo is to find the balance of forces acting in the system when in a statistically-steady, but nonlinear regime. Before proceeding into the more delicate multi-term balances, and as a means of estimating the relative order of magnitude of each term that may contribute to the amplitude of the magnetic field, consider first the four pairwise Lorentz force balances in the nonlinearly-saturated statistically-stationary momentum equation:

$$\frac{\mathbf{J} \times \mathbf{B}}{c} \approx \rho \mathbf{v} \cdot \nabla \mathbf{v} \implies \frac{B_{\ell_B}^2}{4\pi \ell_B} \approx \frac{\rho v_{\ell}^2}{\ell}, \quad (27)$$

$$\frac{\mathbf{J} \times \mathbf{B}}{c} \approx 2\rho \boldsymbol{\Omega} \times \mathbf{v} \implies \frac{B_{\ell_B}^2}{4\pi \ell_B} \approx \rho \Omega v_{\ell}, \quad (28)$$

$$\frac{\mathbf{J} \times \mathbf{B}}{c} \approx \nabla P' + \rho' \nabla \Phi_{\text{eff}} \implies \frac{B_{\ell_B}^2}{4\pi \ell_B} \approx \epsilon \left(\frac{\bar{P}}{\ell} + \bar{\rho} g_{\text{eff}} \right), \quad (29)$$

$$\frac{\mathbf{J} \times \mathbf{B}}{c} \approx \nabla \cdot \boldsymbol{\sigma} \implies \frac{B_{\ell_B}^2}{4\pi \ell_B} \approx \frac{\nu v_{\ell}}{\ell^2}, \quad (30)$$

where the hydrostatic balance has been removed, and for a flow at the scale ℓ , for which there is an equivalent magnetic scale ℓ_B as discussed in §3.

Convective flows often possess distributions of length scales and speeds that are peaked near a single characteristic value. Thus, assuming a single characteristic scale for the magnetic and velocity fields, where $\ell_B = \ell = \ell_0$ for which $v_{\ell} = v_{\text{rms}}$ as in the previous section, for Equations 27-30 under the anelastic approximation this respectively leads to

$$\left. \frac{\text{ME}}{\text{KE}} \right|_{I, \text{rms}} \propto 1, \quad (31)$$

$$\left. \frac{\text{ME}}{\text{KE}} \right|_{C, \text{rms}} \propto \text{Ro}_{\text{rms}}^{-1} \quad (32)$$

$$\left. \frac{\text{ME}}{\text{KE}} \right|_{P, \text{rms}} \propto \frac{\epsilon}{\text{KE}_{\text{rms}}} (\bar{P} + \bar{\rho} g_{\text{eff}} \ell), \quad (33)$$

$$\left. \frac{\text{ME}}{\text{KE}} \right|_{V, \text{rms}} \propto \text{Re}_{\text{rms}}^{-1}, \quad (34)$$

where the subscript I represents the inertial balance, C the magnetostrophic balance, P the buoyancy and pressure work balance, and V the viscous balance. In anelastic systems $\epsilon \approx \text{Ma}^2$, where Ma is the Mach number, implying that the potential energy represented by $\bar{P} + \bar{\rho} g_{\text{eff}} \ell$ is much smaller than the other possible balances for the bulk of most stellar convection zones since $\text{Ma} \ll 1$ for most stars except near their photosphere. Since stars are often rotating fairly rapidly, taking for instance young low-mass stars and most intermediate and high-mass stars, their dynamos may reach a quasi-magnetostrophic state wherein the Coriolis acceleration also plays a significant part in balancing the Lorentz force. Such a balance has been addressed and discussed at length in Christensen (2010) and Brun et al. (2015) for example.

To better characterize the force balance, consider Equation (2) while taking its curl, wherein one can see that

$$\frac{\partial \boldsymbol{\omega}}{\partial t} = \nabla \times \left[\mathbf{v} \times \boldsymbol{\omega}_P + \frac{1}{\rho} \left(\frac{\mathbf{J} \times \mathbf{B}}{c} + \nabla \cdot \boldsymbol{\sigma} - \nabla P \right) \right], \quad (35)$$

where $\boldsymbol{\omega} = \nabla \times \mathbf{v}$ and $\boldsymbol{\omega}_P = 2\boldsymbol{\Omega} + \boldsymbol{\omega}$.

Taking the dot product of this equation with $\boldsymbol{\omega}$ gives rise to the equation for the evolution of the enstrophy. Integrating that equation over the volume of the convective domain and over a reasonable number of dynamical times such that the system is statistically steady yields

$$\int d\mathbf{S} \cdot \left[\mathbf{v} \times \boldsymbol{\omega}_P + \frac{1}{\rho} \left(\frac{\mathbf{J} \times \mathbf{B}}{c} + \nabla \cdot \boldsymbol{\sigma} - \nabla P \right) \right] \times \boldsymbol{\omega} + \int dV (\nabla \times \boldsymbol{\omega}) \cdot \left[\mathbf{v} \times \boldsymbol{\omega}_P + \frac{1}{\rho} \left(\frac{\mathbf{J} \times \mathbf{B}}{c} + \nabla \cdot \boldsymbol{\sigma} - \nabla P \right) \right] = 0. \quad (36)$$

If no enstrophy is lost through the boundaries of the convective domains, then the surface integral vanishes, leaving

$$\int dV (\nabla \times \boldsymbol{\omega}) \cdot \left[\mathbf{v} \times \boldsymbol{\omega}_P + \frac{1}{\rho} \left(\frac{\mathbf{J} \times \mathbf{B}}{c} + \nabla \cdot \boldsymbol{\sigma} - \nabla P \right) \right] = 0. \quad (37)$$

This assumption effectively means that magnetic stellar winds will not be part of this scaling analysis. For time scales consistent with the dynamical time scales of the dynamos considered here, this is a reasonably valid assumption. Then, since $\nabla \times \boldsymbol{\omega}$ is not everywhere zero, the terms in square brackets must be zero, which implies that

$$\rho \mathbf{v} \times \boldsymbol{\omega}_P + \frac{\mathbf{J} \times \mathbf{B}}{c} + \nabla \cdot \boldsymbol{\sigma} - \nabla P = 0. \quad (38)$$

Taking the curl of this equation eliminates the pressure contribution and gives

$$\nabla \times \left[\rho \mathbf{v} \times \boldsymbol{\omega} + 2\rho \mathbf{v} \times \boldsymbol{\Omega} + \frac{\mathbf{J} \times \mathbf{B}}{c} + \nabla \cdot \boldsymbol{\sigma} \right] = 0. \quad (39)$$

This is the primary force balance, being between inertial, Coriolis, Lorentz, and viscous forces. Here the buoyancy force vanishes through the first curl, and the pressure force through the second one. However, another choice could be made where the density dependence is retained, leaving a baroclinic term that does not appear in earlier dynamo considerations where the flows are typically barotropic. Taking fiducial values for the parameters, and scaling the derivatives as the inverse of a characteristic velocity length scale ℓ , the scaling relationship for the above equation yields

$$\frac{\rho v_{\text{rms}}^2}{\ell^2} + \frac{2\rho v_{\text{rms}} \Omega}{\ell} + \frac{B^2}{4\pi \ell^2} + \frac{\rho \nu v_{\text{rms}}}{\ell^3} \approx 0. \quad (40)$$

If it is assumed that the flows are self-similar at each scale, as in the Kolmogorov turbulence model (Kolmogorov 1941), then ratio of the velocity length scale to the magnetic length scale follows from the argument in §3 as $\ell/\ell_B = \text{Pm}^{1/2}$. In this case, when divided through by $\rho v_{\text{rms}}^2/\ell^2$, the previous equation simplifies to

$$\frac{\text{ME}}{\text{KE Pm}} \propto 1 + \text{Re}^{-1} + \text{Ro}^{-1}. \quad (41)$$

The Reynolds number used in the above equation is taken to be $\text{Re} = v_{\text{rms}}\ell/\nu$. Since the curl is taken, the approximation for the pressure gradient and buoyancy terms employed in Augustson et al. (2016) is eliminated from the force balance. However, the leading term of this scaling relationship is found to be less than unity, at least when assessed through simulations. Hence, it should be replaced with a parameter to account for dynamos that are subequipartition, leaving the following

$$\frac{\text{ME}}{\text{KE Pm}} \propto a + b\text{Ro}^{-1}, \quad (42)$$

where a and b are unknown a priori as they depend upon the intrinsic ability of the rotating system to generate magnetic fields, which in turn depends upon the specific details of the system such as the boundary conditions and geometry of the convection zone. Instead, they must be fit for currently as is discussed below. As demonstrated in Augustson et al. (2016), Equation 42 may hold for a subset of convective dynamos, wherein the ratio of the total magnetic energy (ME) to the kinetic energy (KE) depends on the inverse Rossby number and a constant offset. The constant is sensitive to details of the dynamics and, in some circumstances, it may also be influenced by the Rossby number. In any case, convective dynamos are sensitive to the degree of the rotational constraint on the convection, as it has a direct impact on the intrinsic ability of the convection to generate a sustained dynamo. Yet, even in the absence of rotation, there appears to be dynamo action that gives rise to a minimum magnetic energy state in the case of sufficient levels of turbulence. Hence, there is a bridge between two dynamo regimes: the equipartition slowly rotating dynamos and the rapidly rotating magnetostrophic regime, where $\text{ME}/\text{KE} \propto \text{Ro}^{-1}$. For low Rossby numbers, or large rotation rates, it is even possible that the dynamo can reach superequipartition states where $\text{ME}/\text{KE} > 1$. Indeed, it may be much greater than unity, as is expected for the Earth's dynamo (see Figure 6 of Roberts & King (2013)).

6. DISCUSSION

To assess which models provide an accurate description of the physics underlying convective dynamo action, first consider four increasingly general fits to the data with

$$f_0 = a_0 + b_0 \text{Ro}^{-1}, \quad (43)$$

$$f_1 = a_1 \text{Ro}^{b_1} \text{Pm}^{c_1}, \quad (44)$$

$$f_2 = a_2 + b_2 \text{Ro}^{c_2}, \quad (45)$$

$$f_3 = a_3 + b_3 \text{Pm}^{c_3} + d_3 \text{Ro}^{e_3} + f_3 \text{Ro}^{g_3} \text{Pm}^{h_3}, \quad (46)$$

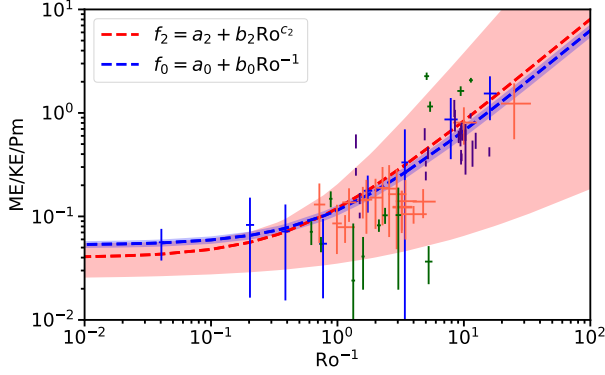


Figure 3. The scaling of the ratio of magnetic to kinetic energy with inverse Rossby number (Ro^{-1}) for the restricted data set. The dashed red curve indicates the scaling f_2 defined in Equation (45) with the mean parameters $a_2 = 0.04 \pm 0.02$, $b_2 = 0.08 \pm 0.04$, and $c_2 = -1.0 \pm 0.4$. The blue dashed line is for the force balance scaling of Equation (43), with the mean parameters $a_0 = 0.053 \pm 0.004$ and $b_0 = 0.062 \pm 0.009$. The shaded regions correspond to the uncertainty bounds of those coefficients. The uncertainty of the measured Rossby number and energy ratio that arises from temporal variations are indicated by the size of the cross for each data point, with data in blue from Augustson et al. (2016), in green from Varela et al. (2016), in indigo from Käpylä et al. (2017), and in orange from Strugarek et al. (2018).

where the latter function is effectively the first order multivariate expansion of $\text{ME}/(\text{KEPm})$.

Following Stelzer & Jackson (2013), the fitting procedure to determine the coefficients and their variance is the bounded nonlinear least-squares technique in log space, which provides one measure of the goodness of an individual fit as

$$\chi_j^2 = \frac{\ln 10}{n} \sum_{i=1}^n \left(\frac{\log_{10}(y_i) - \log_{10}(f_j(\text{Ro}_i, \text{Pm}_i))}{\sigma_i/y_i} \right)^2, \quad (47)$$

where y_i are the data $\text{ME}/(\text{KEPm})$ for a given Ro_i and Pm_i , and where σ_i are the standard deviations of the temporal variance of the data, which can be determined for four sets of data from Augustson et al. (2016); Varela et al. (2016); Käpylä et al. (2017), and Strugarek et al. (2018). In order to ascertain the goodness of fit globally, the fitting procedure is applied to n subsets of the data, where each subset is constructed by removing the i th data point, following the cross-validation method. The cross-validation procedure yields a measure of the goodness of fit as

$$\chi_{\text{CV},j}^2 = \frac{\ln 10}{n} \sum_{i=1}^n \left(\frac{\log_{10}(y_i) - \log_{10}(f_j^*(\text{Ro}_i, \text{Pm}_i))}{\sigma_i/y_i} \right)^2, \quad (48)$$

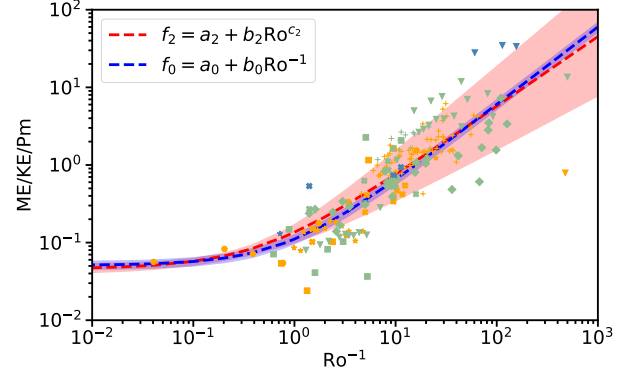


Figure 4. The scaling of the ratio of magnetic to kinetic energy with inverse Rossby number (Ro^{-1}) for the full data set. The color of the data point indicates whether its magnetic Prandtl number (Pm) is less than unity (light blue), unity (light green), or greater than unity (gold). The symbols indicate the data source with plus from Schrunner et al. (2014), circles from Augustson et al. (2016), squares from Varela et al. (2016), triangles from Yadav et al. (2016), crosses from Käpylä et al. (2017), stars from Strugarek et al. (2018), and diamonds from Viviani et al. (2018). The dashed red curve indicates the scaling f_2 defined in Equation (45) with the mean parameters $a_2 = 0.046 \pm 0.008$, $b_2 = 0.09 \pm 0.03$, and $c_2 = -0.9 \pm 0.2$. The blue dashed line is for the force balance scaling of Equation (43), with the mean parameters $a_0 = 0.053 \pm 0.007$ and $b_0 = 0.062 \pm 0.01$. The shaded regions correspond to the uncertainty bounds in those coefficients, which are given in Table 1.

where the model function f_j^* is constructed using the subset of data excluding the i th point. Finally, an additional measure of goodness of fit is the relative misfit defined as

$$\chi_{\text{rel},j} = \sqrt{\frac{1}{n} \sum_{i=1}^n \left(\frac{y_i - f_j(\text{Ro}_i, \text{Pm}_i)}{y_i} \right)^2}, \quad (49)$$

which again may be applied to each entire data set and within the cross-validation scheme as

$$\chi_{\text{rel,CV},j} = \sqrt{\frac{1}{n} \sum_{i=1}^n \left(\frac{y_i - f_j^*(\text{Ro}_i, \text{Pm}_i)}{y_i} \right)^2}. \quad (50)$$

Note further that, since each data subset for the cross-validation yields a different set of fitting parameters, one may construct a probability distribution for each of those parameters.

The fits resulting from the cross-validation method applied to data set with known variance are shown alongside the data and its variances in Figure 3, with the caveat that the Rossby number variance for the data is not given in Käpylä et al. (2017). For the full data set,

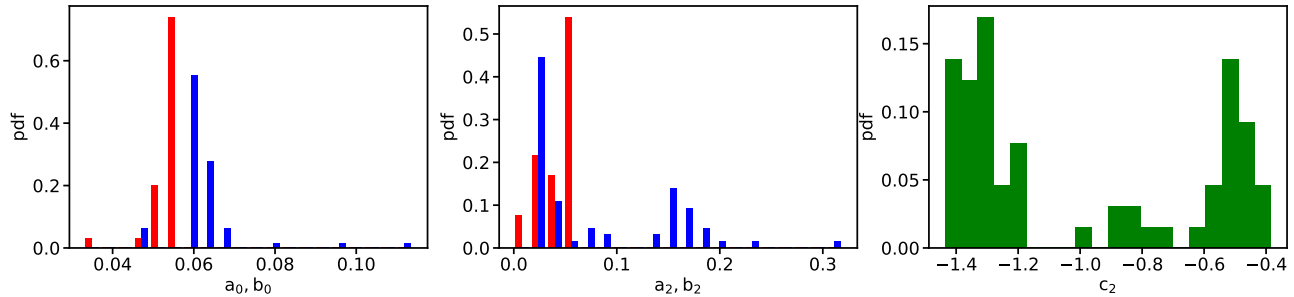


Figure 5. A histogram of the distribution of fitting parameters from the cross-validation analysis for the data in Figure 3 for the fits of f_0 (a_0 (red) and b_0 (blue) in the leftmost panel) and f_2 (a_2 (red) and b_2 (blue) in the middle panel, and c_2 in the right panel).

which includes data from Schrunner et al. (2014); Augustson et al. (2016); Käpylä et al. (2017); Varela et al. (2017); Strugarek et al. (2018), and Viviani et al. (2018), corresponding to the data shown in Figure 4. The fit parameters and their uncertainties for both data sets are detailed in Table 1. Since the variance of the Rossby number and magnetic to kinetic energy ratio was not available for the full data set, it is set to be a constant equal to the average variance of the cases that do possess this measurement. Only the statistically significant fits are shown in Figures 3 and 4, with the determination of significance made from the goodness of fit parameters given in Table 2.

To consider the applicability of the force-balance and energy-based scaling regimes discussed in the previous sections, the magnetic Prandtl number and Rossby number dependence of the ratio of the magnetic and kinetic energy has been assessed in seven sets of simulation data. Five sets of this data are from 3D spherical MHD stellar simulations given in Tables 1 and 2 respectively in Augustson et al. (2016) for core dynamo simulations of massive stars, Varela et al. (2016) for low-mass stars with a stable region, Strugarek et al. (2018) for Sun-like stars with an outer convective layer, and Käpylä et al. (2017) as well as Viviani et al. (2018) also for Sun-like stars. Although one may also qualitatively consider the simulations presented in Mabuchi et al. (2015), Guerrero et al. (2016), and Warnecke (2018) for differential rotation and dynamo action in Sun-like stars that cover a range of rotation rates and magnetic Prandtl numbers, the data provided in those papers are not sufficient to compare them quantitatively to the other simulations. Specifically, the trends of the magnetic to kinetic energy ratio seen in those papers are consistent with those determined here. Unpublished data that was used to construct the data shown in those papers was reanalyzed to determine the temporal variability of the data from Augustson et al. (2016) and Varela et al. (2016). To extend this analysis into the domain of geodynamo simulations, data from a suite of 3D spherical MHD geodynamo simulations is also included from Schrunner et al. (2014) Table C.1 and the online data provided in Yadav et al.

(2016). These simulations range from being Boussinesq to highly-stratified with both convectively stable and unstable regions. The bulk of these simulations have magnetic Prandtl numbers that are close to unity, with Pm being typically between 0.25 and 10.

With this data in hand, one may compute the best-fit to the data for each of the fitting functions described above, with the statistically significant fits for Equations 43 and 45 shown in Figures 3 and 4. Histograms of the distributions of these parameters are shown for the statistically relevant fits in Figures 5 and 6. In Figure 5 most parameters have monomodal distributions. However, it would seem that there are two populations for the fitting parameter c_2 , yet this is most likely an artifact given that the distribution for c_2 in Figure 6 is no longer strongly bimodal. The fitting functions that include a magnetic Prandtl number dependence, with the coefficients given in Tables 1 and 2, are not well constrained given the scatter in the data with respect to both magnetic Reynolds number and magnetic Prandtl number. Hence, the best that can be said about the scaling of the ratio of the magnetic energy to kinetic energy is with respect to the general trend of the data. Yet there may still be statistically significant departures in terms of magnetic Prandtl number, but a greater range of Pm must be probed in global-scale dynamo simulations to assess this, especially given the sparsity of the data at high Rossby number. Nevertheless, none of the fits are consistent with the energy-based scaling arguments, with the exception of a subpopulation in Figure 3 and Figure 5. So, when considering the available simulation data, the buoyancy work Rossby number scaling of $ME/KE \propto Ro^{-1/2}$ derived in §4 and shown in Equation (24) may be safely ruled out as a description of the magnetic energy scaling.

Within the context of the simulations exhibited in the full data set or Figure 4, the rotation rates employed lead to nearly three decades of coverage in Rossby number. In that figure, the force-based scaling derived in §5 and given by Equation 42 is depicted by the blue dashed curve, which does a reasonable job of describing the nature of the superequipartition state for a given

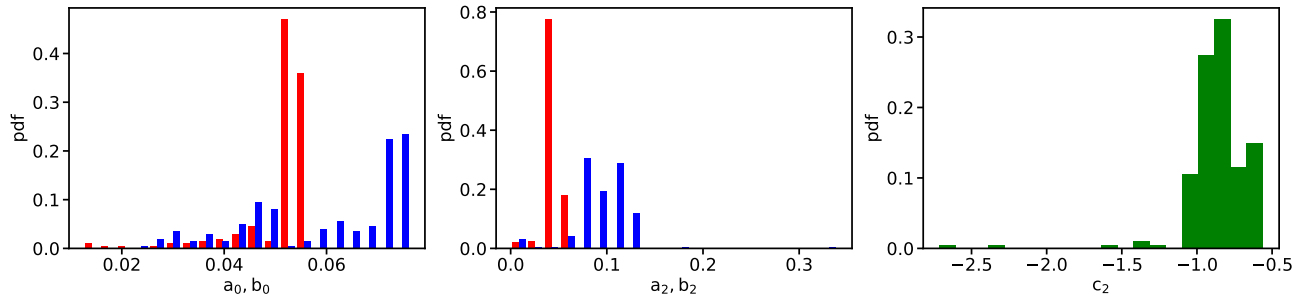


Figure 6. A histogram of the distribution of fitting parameters from the cross-validation analysis for the data in Figure 4 for the fits of f_0 (a_0 (red) and b_0 (blue) in the leftmost panel) and f_2 (a_2 (red) and b_2 (blue) in the middle panel, and c_2 in the right panel).

Rossby number. In particular, the force balance studied here predicts a high Rossby number asymptotic regime. This is captured in the data of Augustson et al. (2016) in which there is a plateau of nearly equipartition states at high Rossby number, which points to a balance between inertial and Lorentz forces in those simulations. This behavior is of note and should provide a motivation for further investigating higher Rossby number dynamos. Surprisingly, the scaling law derived in §4 does not capture the behavior of this set of dynamos very well, in contrast to the many dynamo simulations and data shown in Christensen et al. (2009) and Christensen (2010) for which it performs well. This could be related to the fact that for large Pm the buoyancy work potentially has an additional Ro dependence (Davidson 2013). In particular, following Brandenburg (2014), the ratio of the dissipation rates can be described as

$$\frac{H_\nu}{H_\eta} = k\text{Pm}^n, \quad (51)$$

where k and n could be determined from a suite of direct numerical simulations. In particular, when kinetic helicity is injected at the driving scale, Brandenburg (2014) found that $k = 7/10$ and $n = 2/3$. Note that their results have also considered rotating driven turbulence and found that this scaling is effectively independent of the rotation rate, and thus the Rossby number. However, other studies indicate that there may be a stronger rotational influence (Plunian & Stepanov 2010). Since there is ambiguity in that scaling, let $k(\text{Ro})$ be an unknown function of the Rossby number. Subsequently, assuming that $L_* \approx L_r$ in Equation 14, the buoyancy work w_B per unit mass can be described as

$$w_B = -\frac{\int \frac{dt}{\tau} dV \rho \mathbf{v} \cdot \nabla \Phi_{\text{eff}}}{\int \frac{dt}{\tau} dV \rho} = (1 + k(\text{Ro})\text{Pm}^n) \frac{H_\eta}{MCZ}, \quad (52)$$

Such a scaling may provide a link between the moderate to high magnetic Prandtl number regime examined here to the low magnetic Prandtl number regime assessed in Davidson (2013), which will be the focus of later work.

It may also possibly extend the analysis of Davidson (2013) to baroclinic flows often found in stars rather than purely barotropic flows that are more applicable to the geodynamo.

7. CONCLUSIONS

The characteristics of two descriptions of stellar and planetary dynamos have been discussed, where those dynamos are distinguished by their magnetic Prandtl number and by the Rossby number of the convection that drives them. Scaling relationships for the level of the partitioning of magnetic energy and kinetic energy have been derived from two different principles. Particularly, there may be a shift in the kind of dynamo action taking place within stars that possess a convective core and those that possess an exterior convective envelope if the atomic values of the diffusivities provide the basis of the effective diffusivities, as demonstrated in Figure 2. The scaling relationship between the magnetic and kinetic energies of such convective dynamos in turn provide an estimate of the rms magnetic field strength in terms of the local rms velocity and density at a particular depth in a convective zone, which will be of particular use to the stellar evolution community dealing with magnetic related instabilities and induced diffusivities.

Given the atomic values of the diffusivities relevant to stellar interiors shown in Figure 2, the atomic value of the magnetic Prandtl number shifts from a very low regime in low mass stars to a moderate $\text{Pm} > 1$ regime in higher mass stars. Thus, two scaling relationships for the ratio of the magnetic to kinetic energy appear to be the most applicable for stellar and planetary dynamos: one for the high or moderate magnetic Prandtl number regime and another for the low magnetic Prandtl number regime. Within the context of the moderate to large magnetic Prandtl number simulations in the current data set, the magnetic energy of the system scales as the kinetic energy multiplied by an expression that depends on the inverse Rossby number plus an offset, which in turn depends upon the details of the non-rotating system (e.g., on Reynolds, Rayleigh, and Prandtl numbers). On the other hand, for low magnetic Prandtl number and fairly rapidly rotating sys-

tems, such as the geodynamo and rapidly rotating stars, another scaling relationship that relies upon an energetic balance of buoyancy work and magnetic dissipation (as well as a force balance between the buoyancy, Coriolis, and Lorentz forces) may be more applicable. When focused on in detail, this yields a magnetic energy that scales as the kinetic energy multiplied by the inverse square root of the convective Rossby number. Such a scaling relationship has been shown to be fairly robust (Davidson 2013) for some dynamo simulations. With currently available simulation data, there is no clear way to assess if there is a shift between these dynamo scaling regimes.

However, there are some hints from dynamo simulations that there may be an influence of the magnetic Prandtl number. Specifically, Brun et al. (2005); Featherstone et al. (2009), and Augustson et al. (2016) find that the dynamos of intermediate and high mass stars tend to have weak mean-field components and comparatively large non-axisymmetric magnetic energy, whereas the bulk of lower mass star simulations appear to have stronger mean fields (e.g., Augustson et al. 2013, 2015; Brun et al. 2017) as well as many other simulations such as those of Mabuchi et al. (2015); Guerrero et al. (2016); Varela et al. (2016); Strugarek et al. (2018); Viviani et al. (2018), and Warnecke (2018). Such behaviors comport with modern dynamo theory (e.g., Brandenburg & Subramanian 2005), where if the atomic values of the diffusivities as shown in Figure 2 influence the effective Pm, then it would be expected that low-mass stars should exhibit stronger mean magnetic fields, which appear to be characteristic of low-Pm dynamos, and core convective dynamos of massive stars that exhibit small-scale, high-Pm dynamo characteristics.

Indeed, additional work is needed to establish more robust scaling relationships that cover a greater range in both magnetic Prandtl number and Rossby number, among other parameters. The current suite of simulations do not exhibit a statistically significant Pm dependence in the data, which is likely due to the spread in the supercriticality of these simulations and the restricted range of magnetic Prandtl numbers considered. Thus, numerical experiments should also explore a larger range of Reynolds number and levels of supercriticality. Indeed, as in Yadav et al. (2016), some authors have already attempted to examine such an increased range of parameters for the geodynamo. Nevertheless, to be more broadly applicable in stellar physics, there is a need to find scaling relationships that can bridge both the low and high magnetic Prandtl number regimes that are shown to exist within main-sequence stars.

ACKNOWLEDGMENTS

The authors thank the anonymous referee for their helpful comments that improved the data analysis and strengthened the conclusions. The authors further thank A. Strugarek and J. Varela for the use of their data, as well as S. Mathis for extensive discussions and helpful advice. K. C. Augustson acknowledges support from the ERC SPIRE 647383 grant. A. S. Brun acknowledges funding by ERC WHOLESUN 810218 grant, INSU/PNST, and CNES Solar Orbiter. J. Toomre was partly supported by NASA through grants NNX14AB56G and NNX17AG22G.

APPENDIX

A. FITTING COEFFICIENTS

The mean value and standard deviation of the fitting coefficients, which are determined through the cross-validation analysis, are given below in Table 1 for the fits to the data shown in Figures 3 and 4. Figure 5 shows the histograms of the fitting coefficients for the functions f_0 and f_2 in Figure 3, which are the only functions of statistical relevance studied here. Likewise, Figure 6 shows the same for Figure 4.

Figure 3				Figure 4			
f_i	Coefficient	Mean	Std. Dev.	f_i	Coefficient	Mean	Std. Dev.
f_0	a_0	0.053	0.004	f_0	a_0	0.051	0.007
	b_0	0.062	0.009		b_0	0.06	0.01
f_1	a_1	0.16	0.08	f_1	a_1	0.2	0.2
	b_1	-0.1	0.2		b_1	-0.1	0.2
	c_1	-0.1	0.1		c_1	-0.2	0.2
f_2	a_2	0.04	0.02	f_2	a_2	0.046	0.008
	b_2	0.08	0.07		b_2	0.09	0.03
	c_2	-1.0	0.4		c_2	-0.9	0.2
f_3	a_3	0.03	0.04	f_3	a_3	0.06	0.08
	b_3	0.02	0.05		b_3	0.01	0.03
	c_3	0.1	0.3		c_3	0.1	0.3
	d_3	0	3		d_3	0.2	0.3
	e_3	-1	1		e_3	-1	1
	f_3	0.01	0.04		f_3	0.1	0.2
	g_3	-2	3		g_3	-1	2
	h_3	1	1		h_3	0.0	0.1

Table 1. Fit parameters for the data of Figures 3 (left column) and 4 (right column), where only significant digits are shown.

The goodness of fit results for the various fits and measures as discussed above are provided in Table 2.

Figure and f_j	$\chi_{CV,j}^2$	$\chi_{rel,CV,j}$	χ_j^2	$\chi_{rel,j}$
3				
f_0	1.06	9.03	1.13	9.20
f_1	46.9	11.5	2.07	13.8
f_2	14.5	6.48	1.28	9.67
f_3	157	12000	53.7	269000
4				
f_0	1.06	5.99	1.07	5.72
f_1	6.81	23.23	4.38	12.1
f_2	1.04	6.13	1.08	6.57
f_3	4.57	60.1	5.40	33.5

Table 2. Goodness of fit parameters for the data of Figures 3 (upper row) and 4 (lower row), indicating that only the model functions f_0 and f_2 are statistically significant fits to the data.

B. ATOMICALLY-VALUED DIFFUSIVITIES AND FLUID NUMBERS

It is useful to quantify the specific regimes in which different models of convective dynamos are most applicable. To do so, consider a fully-resolved convective dynamo and its associated dynamics, wherein the dissipation of the energy injected into the system is governed by the atomic values of the diffusivities. Using Braginskii plasma diffusivities (Braginskii 1965) and a set of MESA stellar models with a solar-like metallicity to obtain the density and temperature profiles (Paxton et al. 2011), one can define the average expected atomic magnetic Prandtl number in either the convective core of a massive star or the convective envelope of a lower mass star. In what follows, ν is the kinematic viscosity, η is the magnetic diffusivity, κ_{cond} is the electron thermal diffusivity, κ_{rad} is the radiative thermal diffusivity. These quantities are computed under the assumptions that charge neutrality holds and that the temperatures are not excessively high, so that the Coulomb logarithm is well-defined. In the charge-neutral regime, the magnetic diffusivity

happens to be density independent because the electron collision time scales as the inverse power of ion density and the conductivity is proportional to the electron density times the electron collision time.

$$\nu = \left[2.21 \times 10^{-15} Z^{-3} \mu^{1/2} + 2.77 \times 10^{-17} \right] \lambda^{-1} \rho^{-1} T^{5/2}, \quad (\text{B1})$$

which has units of $\text{cm}^2 \text{s}^{-1}$, and where λ is the Coulomb logarithm (defined below), μ is the mean atomic mass (and it is unitless since μ is the ratio of the ion mass to the proton mass), ρ is the density in g cm^{-3} , T is the temperature in K , and Z is the mean atomic charge (unitless), which is defined as $Z = \sum_{s=1}^{N_S} Z_s(T, P) n_s / n_i$ and where $n_i = \sum_{s=1}^{N_S} n_s$.

$$\eta = 1.02 \times 10^{12} (2.86Z - 0.90) \lambda T^{-3/2}, \quad (\text{B2})$$

which also has units of $\text{cm}^2 \text{s}^{-1}$. The thermal diffusivity arising from thermal conductivity is

$$\kappa_{\text{cond}} = \left\{ 7.41 \times 10^{-7} Z^{-3} \mu^{-1/2} + 7.20 \times 10^{-6} \tanh [0.13 (1 + Z)] \right\} \lambda^{-1} T^{5/2}. \quad (\text{B3})$$

However, it is necessary to include the radiative contribution to the thermal conductivity:

$$\kappa = \kappa_{\text{cond}} + \kappa_{\text{rad}}, \quad (\text{B4})$$

with

$$\kappa_{\text{rad}} = \frac{4acT^3}{3c_P \rho^2 \sigma}, \quad (\text{B5})$$

where a is the radiation constant, c the speed of light, c_P is the pressure specific heat, and σ is the opacity. With those in hand, one can then compute the thermal and magnetic Prandtl numbers as well as the magnetic Reynolds number as necessary. The Coulomb logarithm is quite complex as it depends on the number of included species and on the details of their Landau scattering integrals. However, it only varies between roughly 1 and 30 within the context of stars. So, for now, set $\lambda = 15$ (which is an average value for densities between 10^{-10} and $10^{10} \text{ g cm}^{-3}$, and temperatures between 10^3 and 10^{10} K). Therefore, the thermal Prandtl number Pr and magnetic Prandtl number Pm scale as

$$\text{Pr} = \frac{\nu}{(\kappa_{\text{cond}} + \kappa_{\text{rad}})}, \quad \text{Pm} = \frac{\nu}{\eta}. \quad (\text{B6})$$

REFERENCES

- Arnold, V. I., & Korkina, E. I. 1983, *Moskovskii Universitet Vestnik Serii Matematika Mekhanika*, 43
- Augustson, K., Brun, A. S., Miesch, M., & Toomre, J. 2015, *ApJ*, 809, 149, doi: [10.1088/0004-637X/809/2/149](https://doi.org/10.1088/0004-637X/809/2/149)
- Augustson, K., & Mathis, S. 2018a, arXiv e-prints. <https://arxiv.org/abs/1811.04413>
- . 2018b, arXiv e-prints. <https://arxiv.org/abs/1811.04415>
- Augustson, K. C., Brown, B. P., Brun, A. S., Miesch, M. S., & Toomre, J. 2012, *ApJ*, 756, 169, doi: [10.1088/0004-637X/756/2/169](https://doi.org/10.1088/0004-637X/756/2/169)
- Augustson, K. C., Brun, A. S., & Toomre, J. 2013, *ApJ*, 777, 153, doi: [10.1088/0004-637X/777/2/153](https://doi.org/10.1088/0004-637X/777/2/153)
- . 2016, *ApJ*, 829, 92, doi: [10.3847/0004-637X/829/2/92](https://doi.org/10.3847/0004-637X/829/2/92)
- Aurnou, J. M., Calkins, M. A., Cheng, J. S., et al. 2015, *Physics of the Earth and Planetary Interiors*, 246, 52, doi: [10.1016/j.pepi.2015.07.001](https://doi.org/10.1016/j.pepi.2015.07.001)
- Braginskii, S. I. 1965, *Reviews of Plasma Physics*, 1, 205
- Brandenburg, A. 2014, *ApJ*, 791, 12, doi: [10.1088/0004-637X/791/1/12](https://doi.org/10.1088/0004-637X/791/1/12)
- Brandenburg, A., & Subramanian, K. 2005, *PhR*, 417, 1, doi: [10.1016/j.physrep.2005.06.005](https://doi.org/10.1016/j.physrep.2005.06.005)
- Brummell, N. H., Cattaneo, F., & Tobias, S. M. 2001, *Fluid Dynamics Research*, 28, 237, doi: [10.1016/S0169-5983\(00\)00027-7](https://doi.org/10.1016/S0169-5983(00)00027-7)
- Brun, A. S., Browning, M. K., & Toomre, J. 2005, *ApJ*, 629, 461, doi: [10.1086/430430](https://doi.org/10.1086/430430)
- Brun, A. S., García, R. A., Houdek, G., Nandy, D., & Pinsonneault, M. 2015, *SSRv*, 196, 303, doi: [10.1007/s11214-014-0117-8](https://doi.org/10.1007/s11214-014-0117-8)
- Brun, A. S., Miesch, M. S., & Toomre, J. 2004, *ApJ*, 614, 1073, doi: [10.1086/423835](https://doi.org/10.1086/423835)
- Brun, A. S., Strugarek, A., Varela, J., et al. 2017, *ApJ*, 836, 192, doi: [10.3847/1538-4357/aa5c40](https://doi.org/10.3847/1538-4357/aa5c40)

- Buffett, B. 2009, *Nature Geoscience*, 2, 741, doi: [10.1038/ngeo673](https://doi.org/10.1038/ngeo673)
- Buffett, B. A. 2000, *Science*, 288, 2007, doi: [10.1126/science.288.5473.2007](https://doi.org/10.1126/science.288.5473.2007)
- Cattaneo, F., & Hughes, D. W. 2017, *Journal of Fluid Mechanics*, 825, 385, doi: [10.1017/jfm.2017.385](https://doi.org/10.1017/jfm.2017.385)
- Christensen, U. R. 2010, *SSRv*, 152, 565, doi: [10.1007/s11214-009-9553-2](https://doi.org/10.1007/s11214-009-9553-2)
- Christensen, U. R., & Aubert, J. 2006, *Geophysical Journal International*, 166, 97, doi: [10.1111/j.1365-246X.2006.03009.x](https://doi.org/10.1111/j.1365-246X.2006.03009.x)
- Christensen, U. R., Holzwarth, V., & Reiners, A. 2009, *Nature*, 457, 167, doi: [10.1038/nature07626](https://doi.org/10.1038/nature07626)
- Davidson, P. A. 2013, *Geophysical Journal International*, 195, 67, doi: [10.1093/gji/ggt167](https://doi.org/10.1093/gji/ggt167)
- Donati, J.-F. 2011, in *IAU Symposium*, Vol. 271, *Astrophysical Dynamics: From Stars to Galaxies*, ed. N. H. Brummell, A. S. Brun, M. S. Miesch, & Y. Ponty, 23–31
- Donati, J.-F., & Landstreet, J. D. 2009, *ARA&A*, 47, 333, doi: [10.1146/annurev-astro-082708-101833](https://doi.org/10.1146/annurev-astro-082708-101833)
- Dormy, E. 2016, *Journal of Fluid Mechanics*, 789, 500, doi: [10.1017/jfm.2015.747](https://doi.org/10.1017/jfm.2015.747)
- Emeriau-Viard, C., & Brun, A. S. 2017, *ApJ*, 846, 8, doi: [10.3847/1538-4357/aa7b33](https://doi.org/10.3847/1538-4357/aa7b33)
- Featherstone, N. A., Browning, M. K., Brun, A. S., & Toomre, J. 2009, *ApJ*, 705, 1000, doi: [10.1088/0004-637X/705/1/1000](https://doi.org/10.1088/0004-637X/705/1/1000)
- Featherstone, N. A., & Hindman, B. W. 2016, *ApJ*, 818, 32, doi: [10.3847/0004-637X/818/1/32](https://doi.org/10.3847/0004-637X/818/1/32)
- Finlay, C. C., & Amit, H. 2011, *Geophysical Journal International*, 186, 175, doi: [10.1111/j.1365-246X.2011.05032.x](https://doi.org/10.1111/j.1365-246X.2011.05032.x)
- Gailitis, A., Lielausis, O., Platācis, E., et al. 2001, *Phys. Rev. Lett.*, 86, 3024, doi: [10.1103/PhysRevLett.86.3024](https://doi.org/10.1103/PhysRevLett.86.3024)
- Gilman, P. A. 1983, *ApJS*, 53, 243, doi: [10.1086/190891](https://doi.org/10.1086/190891)
- Gough, D. O., & McIntyre, M. E. 1998, *Nature*, 394, 755, doi: [10.1038/29472](https://doi.org/10.1038/29472)
- Guerrero, G., Smolarkiewicz, P. K., de Gouveia Dal Pino, E. M., Kosovichev, A. G., & Mansour, N. N. 2016, *ApJ*, 819, 104, doi: [10.3847/0004-637X/819/2/104](https://doi.org/10.3847/0004-637X/819/2/104)
- Hughes, D. W., & Cattaneo, F. 2016, *PhRvE*, 93, 061101, doi: [10.1103/PhysRevE.93.061101](https://doi.org/10.1103/PhysRevE.93.061101)
- Käpylä, P. J., Käpylä, M. J., Olsper, N., Warnecke, J., & Brandenburg, A. 2017, *A&A*, 599, A4, doi: [10.1051/0004-6361/201628973](https://doi.org/10.1051/0004-6361/201628973)
- King, E. M., & Aurnou, J. M. 2015, *Proceedings of the National Academy of Sciences*, 112, 990, doi: [10.1073/pnas.1417741112](https://doi.org/10.1073/pnas.1417741112)
- King, E. M., & Buffett, B. A. 2013, *Earth and Planetary Science Letters*, 371, 156, doi: [10.1016/j.epsl.2013.04.001](https://doi.org/10.1016/j.epsl.2013.04.001)
- Kolmogorov, A. 1941, *Akademiia Nauk SSSR Doklady*, 30, 301
- Laguerre, R., Nore, C., Ribeiro, A., et al. 2008, *Phys. Rev. Lett.*, 101, 104501, doi: [10.1103/PhysRevLett.101.104501](https://doi.org/10.1103/PhysRevLett.101.104501)
- Mabuchi, J., Masada, Y., & Kageyama, A. 2015, *ApJ*, 806, 10, doi: [10.1088/0004-637X/806/1/10](https://doi.org/10.1088/0004-637X/806/1/10)
- Mathis, S. 2013, in *Lecture Notes in Physics*, Berlin Springer Verlag, Vol. 865, *Lecture Notes in Physics*, Berlin Springer Verlag, ed. M. Goupil, K. Belkacem, C. Neiner, F. Lignières, & J. J. Green, 23
- Mestel, L., & Weiss, N. O. 1987, *MNRAS*, 226, 123, doi: [10.1093/mnras/226.1.123](https://doi.org/10.1093/mnras/226.1.123)
- Mininni, P. D., Alexakis, A., & Pouquet, A. 2009, *Physics of Fluids*, 21, 015108, doi: [10.1063/1.3064122](https://doi.org/10.1063/1.3064122)
- Mininni, P. D., & Pouquet, A. 2009, *Phys. Rev. Let. E*, 80, 025401, doi: [10.1103/PhysRevE.80.025401](https://doi.org/10.1103/PhysRevE.80.025401)
- Oruba, L., & Dormy, E. 2014, *Geophysical Journal International*, 198, 828, doi: [10.1093/gji/ggu159](https://doi.org/10.1093/gji/ggu159)
- Paxton, B., Bildsten, L., Dotter, A., et al. 2011, *ApJS*, 192, 3, doi: [10.1088/0067-0049/192/1/3](https://doi.org/10.1088/0067-0049/192/1/3)
- Paxton, B., Cantiello, M., Arras, P., et al. 2013, *ApJS*, 208, 4, doi: [10.1088/0067-0049/208/1/4](https://doi.org/10.1088/0067-0049/208/1/4)
- Paxton, B., Marchant, P., Schwab, J., et al. 2015, *ApJS*, 220, 15, doi: [10.1088/0067-0049/220/1/15](https://doi.org/10.1088/0067-0049/220/1/15)
- Paxton, B., Schwab, J., Bauer, E. B., et al. 2018, *ApJS*, 234, 34, doi: [10.3847/1538-4365/aaa5a8](https://doi.org/10.3847/1538-4365/aaa5a8)
- Plunian, F., & Stepanov, R. 2010, *Phys. Rev. E*, 82, 046311, doi: [10.1103/PhysRevE.82.046311](https://doi.org/10.1103/PhysRevE.82.046311)
- Roberts, P. H., & Glatzmaier, G. A. 2000, *Reviews of Modern Physics*, 72, 1081, doi: [10.1103/RevModPhys.72.1081](https://doi.org/10.1103/RevModPhys.72.1081)
- Roberts, P. H., & King, E. M. 2013, *Reports on Progress in Physics*, 76, 096801
- Schekochihin, A. A., Cowley, S. C., Taylor, S. F., Maron, J. L., & McWilliams, J. C. 2004, *ApJ*, 612, 276, doi: [10.1086/422547](https://doi.org/10.1086/422547)
- Schrinner, M., Petridemange, L., Raynaud, R., & Dormy, E. 2014, *A&A*, 564, A78, doi: [10.1051/0004-6361/201322801](https://doi.org/10.1051/0004-6361/201322801)
- Spence, E. J., Reuter, K., & Forest, C. B. 2009, *The Astrophysical Journal*, 700, 470
- Spruit, H. C. 2002, *A&A*, 381, 923, doi: [10.1051/0004-6361:20011465](https://doi.org/10.1051/0004-6361:20011465)
- Stelzer, Z., & Jackson, A. 2013, *Geophysical Journal International*, 193, 1265, doi: [10.1093/gji/ggt083](https://doi.org/10.1093/gji/ggt083)
- Strugarek, A., Beaudoin, P., Brun, A. S., et al. 2016, *Advances in Space Research*, 58, 1538, doi: [10.1016/j.asr.2016.05.043](https://doi.org/10.1016/j.asr.2016.05.043)

- Strugarek, A., Beaudoin, P., Charbonneau, P., & Brun, A. S. 2018, *The Astrophysical Journal*, 58, 1538
- Varela, J., Brun, S., Dubrulle, B., & Nore, C. 2017, *Physics of Plasmas*, 24, 053518, doi: [10.1063/1.4983313](https://doi.org/10.1063/1.4983313)
- Varela, J., Strugarek, A., & Brun, A. S. 2016, *Advances in Space Research*, 58, 1507, doi: [10.1016/j.asr.2016.06.032](https://doi.org/10.1016/j.asr.2016.06.032)
- Viviani, M., Warnecke, J., Käpylä, M. J., et al. 2018, *A&A*, 616, A160, doi: [10.1051/0004-6361/201732191](https://doi.org/10.1051/0004-6361/201732191)
- Warnecke, J. 2018, *A&A*, 616, A72, doi: [10.1051/0004-6361/201732413](https://doi.org/10.1051/0004-6361/201732413)
- Wood, T. S., & Brummell, N. H. 2018, *ApJ*, 853, 97, doi: [10.3847/1538-4357/aaa6d5](https://doi.org/10.3847/1538-4357/aaa6d5)
- Yadav, R., Gastine, T., Christensen, U., Wolk, S. J., & Poppenhaeger, K. 2016, *Proc. Nat. Acad. Sci.*, 113. <https://arxiv.org/abs/0903.3265>
- Zahn, J.-P., Brun, A. S., & Mathis, S. 2007, *A&A*, 474, 145, doi: [10.1051/0004-6361:20077653](https://doi.org/10.1051/0004-6361:20077653)