

Destruction of dimethyl ether and methyl formate by collisions with He^+

Daniela Ascenzi¹, Andrea Cernuto¹, Nadia Balucani^{2,3,4}, Paolo Tosi¹, Cecilia Ceccarelli^{3,4}, Luca Matteo Martini¹, and Fernando Pirani²

¹ Department of Physics, University of Trento, Via Sommarive 14, I-38123 Povo, Italy

² Dipartimento di Chimica, Biologia e Biotecnologie, Università di Perugia, Via Elce di Sotto 8, I-06123 Perugia, Italy

³ Univ. Grenoble Alpes, CNRS, IPAG, F-38000 Grenoble, France

⁴ INAF-Osservatorio Astrofisico di Arcetri, Largo E. Fermi 5, I-50125, Florence, Italy

Received November 2018; accepted March 2019

ABSTRACT

Context. To correctly model the abundances of interstellar complex organic molecules (iCOMs) in different environments, both formation and destruction routes should be appropriately accounted for. While several scenarios have been explored for the formation of iCOMs via grain and gas-phase processes, much less work has been devoted to understanding the relevant destruction pathways, with special reference to (dissociative) charge exchange or proton transfer reactions with abundant atomic and molecular ions such as He^+ , H_3^+ and HCO^+ .

Aims. By using a combined experimental and theoretical methodology we provide new values for the rate coefficients and branching ratios (BRs) of the reactions of He^+ ions with two important iCOMs, namely dimethyl ether (DME) and methyl formate (MF). We also review the destruction routes of DME and MF by other two abundant ions, namely H_3^+ and HCO^+ .

Methods. Based on our recent laboratory measurements of cross sections and BRs for the DME/MF + He^+ reactions over a wide collision energy range (Cernuto et al. 2017, Phys. Chem. Chem. Phys. 19, 19554; 2018 ChemPhysChem 19, 51), we extend our theoretical insights on the selectivity of the microscopic dynamics to calculate the rate coefficients $k(T)$ in the temperature range from 10 to 298 K. We implement these new and revised kinetic data in a general model of cold and warm gas, simulating environments where DME and MF have been detected.

Results. Due to stereodynamical effects present at low collision energies, the rate coefficients, BRs and temperature dependences here proposed differ substantially from those reported in KIDA and UDfA, two of the most widely used astrochemical databases. These revised rates impact the predicted abundances of DME and MF, with variations up to 40% in cold gases and physical conditions similar to those present in prestellar cores.

Conclusions. This work demonstrates that the accuracy of astrochemical models can be improved by a thorough characterization of the destruction routes of iCOMs. The details of the chemical systems, indeed, can strongly affect their efficiency and significant deviations with respect to the commonly used Langevin model estimates are possible.

Key words. – ISM: molecules – ISM: cosmic rays – ISM: abundances – molecular processes

1. Introduction

Interstellar complex organic molecules, hereafter called iCOMs, are C-bearing compounds containing at least six atoms (Herbst & van Dishoeck 2009; Ceccarelli et al. 2017). Despite their relative simplicity with respect to what is considered a complex molecule in terrestrial terms, their detection in star forming regions (e.g. Rubin et al. 1971; Blake et al. 1987) has represented a challenge in our understanding of interstellar chemistry for decades. In particular, the attention has so far focused on the possible formation routes, either via reactions occurring on the icy surfaces of the interstellar grains (e.g. Garrod, R. T. & Herbst, E. 2006; Ruaud et al. 2015; Vasyunin et al. 2017) or in the gas phase (e.g. Vasyunin & Herbst 2013; Balucani et al. 2015; Skouteris et al. 2017, 2018).

Much less work has so far been spent on understanding the destruction pathways for these iCOMs, which also affect their abundances. Among all the possible destruction routes, three are not only efficient but often the dominant ones for all species, namely the reactions with He^+ and the two most abundant molecular ions H_3^+ and HCO^+ . He^+ , H^+ and H_2^+ are created by the interaction of cosmic rays, which permeate the Galaxy, with H or He atoms, as well as H_2 molecules. The H^+ and H_2^+ ions formed in this way go on reacting with H_2 to produce H_3^+ . The latter then reacts with CO (the most abundant molecule after H_2 in cold interstellar gas) and produces HCO^+ .

Although the ionization cross sections of cosmic rays are very small (e.g. Padovani et al. 2009), they are the dominant source of gas ionization in dense and UV-shielded environments. Likewise, despite their relatively low abundances ($\leq 10^{-6}$ with respect to H_2), He^+ , H_3^+ and HCO^+ dominate the destruction of the vast majority of iCOMs. In general, the reactions of iCOMs with H_3^+ and HCO^+ result in a proton transfer which can be, but not necessarily is, dissociative. Protonated species, in turn,

Send offprint requests to: D. Ascenzi, e-mail: daniela.ascenzi@unitn.it
N. Balucani, e-mail: nadia.balucani@unipg.it
C. Ceccarelli, e-mail: cecilia.ceccarelli@univ-grenoble-alpes.fr

¹ In water-rich regions, the H_3O^+ ion can also play a dominant role.

can undergo dissociative electron recombination, thereby producing neutral molecules. In this last process, besides losing a H atom, the molecular species can undergo severe fragmentation (e.g. Geppert et al. 2006). Conversely, He^+ or H^+ react mostly by charge exchange. Because of the large energy involved in the case of iCOMs, charge exchange is often dissociative, with fragmentation likely more pronounced with He^+ due to the larger exothermicity. These processes are believed to be highly efficient and are included in all astrochemical models.

In spite of the importance of these destruction pathways of iCOMs, studies devoted to characterizing the reaction rates are scarce. Of the almost one thousand reactions listed in the databases used in astrochemical models, KIDA² (Kinetic Database for Astrochemistry: Wakelam et al. 2012) and UDfA³ (UMIST Database for Astrochemistry: McElroy et al. 2013), a rapid survey of how many of them have been studied in detail, either in laboratories or theoretically, provides a rather small number: no more than $\sim 10\%$. For the vast majority of the reactions with He^+ , H_3^+ and HCO^+ both the rate coefficients and product branching ratios (BRs) are guessed based on common sense and analogous reactions. Very likely many of them are roughly correct, but it is difficult, if not impossible, a priori to say so.

With this work, we want to start filling this crucial gap in our knowledge of astrochemistry. Specifically, we report an experimental and theoretical study of the reaction of He^+ with two important iCOMs: dimethyl ether (CH_3OCH_3 ; hereinafter DME) and methyl formate (HCOOCH_3 ; hereinafter MF). We chose these two species for the following reasons:

1. They are detected in hot cores/corinos and even cold prestellar cores with abundances, with respect to H_2 , that range from $\sim 10^{-10}$ to $\sim 10^{-7}$ (Jaber et al. 2014; Jimenez-Serra et al. 2016).
2. Two competing theories postulate that DME and MF are formed either on the grain surfaces (e.g. Garrod, R. T. & Herbst, E. 2006; Shingledecker et al. 2018) or in the gas phase (Balucani et al. 2015, Skouteris et al. 2019), so that their study can give us a guidance as to which theory is more correct.
3. No measurements or theoretical studies exist in the literature about the DME and MF destruction by He^+ .
4. Previous works have provided information on the rate coefficients and product BRs of the reactions of DME and MF with H_3^+ and HCO^+ (e.g. Tanner et al. 1979; Lee et al. 1992; Lawson et al. 2012), as well as on the dissociative recombination with electrons of methoxymethyl and protonated DME cations (e.g. Hamberg, M. et al. 2010), so that a comparison is possible.
5. They are targets of the large observational program IRAM-NOEMA SOLIS⁴ (Ceccarelli et al. 2017), so that their abundances are and will be measured in several different environments, which will allow us to test the various formation theories (point 1), *if, and only if, we can be sure of the destruction routes.*

The present article has been stimulated by recent measurements performed by some of the present authors under high resolution conditions of the absolute total cross-section for the reaction of He^+ with DME and MF in a wide range of collision energies (Cernuto et al. 2017, 2018). The results of this study are summarized in Fig. 1 and briefly described in Section 3.1.

Detailed analysis of these results suggests that the dynamical evolution of such systems is driven, at a microscopic level, by a strong anisotropy in the interaction potential energy hypersurfaces, which presumably also affects their macroscopic behaviour.

In this article, we first review the rate coefficient and BRs values for the $\text{DME} + \text{He}^+$ and $\text{MF} + \text{He}^+$ reactions that are available in the astrochemical databases KIDA and UDfA (Sec. 2). We then provide new rate coefficients and BRs, based on our recent laboratory measurements and theoretical insights on the selectivity of the microscopic dynamics (Sec. 3). For completeness, we also review the reactions of DME and MF with the other molecular ions abundant in the interstellar gas, namely HCO^+ and H_3^+ (Sec. 4). Finally, we discuss the implications for astrochemical model predictions (Sec. 5) and the major conclusions of this study (Sec. 6).

2. Brief review of the DME and MF reactions with He^+ in the astrochemical databases

2.1. Methodology

In the KIDA and UDfA databases, the suggested values for rate constants as a function of temperature are based on a modified Arrhenius equation, using the parameters from the OSU2009 gas-phase chemistry database of Herbst (Herbst 2009).

$$k(T) = \alpha \left(\frac{T}{300} \right)^\beta e^{-\gamma/T} \text{ [cm}^3 \text{ s}^{-1}] \quad (1)$$

For ion-neutral reactions, α is a parameter specific for each reaction, while the other two parameters are usually assumed to be $\beta = -0.50$, $\gamma = 0.00$ and the temperature T is in the range from 10 K to 280 K (in the KIDA database) or from 10 K to 41 000 K (in the UDfA database).

It should be noted that the above expression is an approximation (valid for low temperatures) of a more general expression deriving from a classical dynamic treatment of capture in a non central potential. Such a capture model has been developed by Su and Chesnavich (Chesnavich et al. 1980; Su & Chesnavich 1982) and it is a combined variational transition state theory/classical trajectory study of thermal energy collisions between an ion (treated as a point charge particle) and a polar molecule (treated as a two-dimensional rigid rotor). In the model, the interaction potential between the ion and the polar molecules includes only the ion-induced dipole and ion-permanent dipole terms.

Thermal rate coefficients determined from the calculations have been fitted to analytical expressions given in terms of the parameter x defined as:

$$x = \mu_D / (2\alpha_e k_B T)^{0.5} \quad (2)$$

where μ_D is the dipole moment of the neutral, α_e is the average electronic polarizability of the neutral and k_B is the Boltzmann constant.

For $x \geq 2$, the Su & Chesnavich formula for the rate constant $k(T)$ can be written in the following form:

$$k(T) = c_1 + c_2 T^{-0.5} \quad (3)$$

with $c_1 = 0.62k_L$ and $c_2 = 2.1179(\mu_D q) / (\mu k_B)^{-0.5}$ and where k_L is the Langevin rate constant:

$$k_L = 2\pi q(\alpha_e / \mu)^{0.5} \quad (4)$$

² <http://kida.obs.u-bordeaux1.fr>

³ <http://udfa.ajmarkwick.net/>

⁴ <https://solis.osug.fr/>

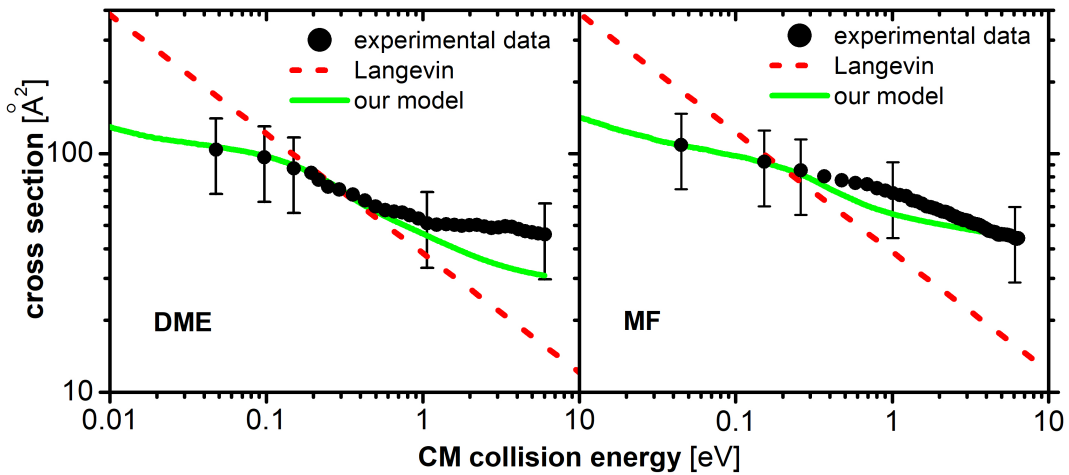


Fig. 1. Experimental and theoretical cross-sections for the charge-exchange reaction of He⁺-DME (left panel) and He⁺-MF (right panel), as a function of the collision energy. The black points represent the measured total cross-sections (Cernuto et al. 2017, 2018). Error bars represent a 35% error on the absolute values of the cross-section (relative cross-sections have smaller uncertainties). The curves represent the total cross-sections calculated by our model, which is based on an improved Landau-Zener-Stückelberg approach (green lines), and a simple Langevin model (red dashed lines), (see text for details).

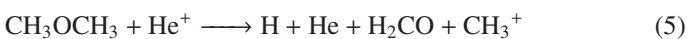
with μ being the reduced mass of the reactants and q the electric charge of the ion. In expression (3), when cgs-esu units are utilised, the $k(T)$ values are obtained in $\text{cm}^3 \text{s}^{-1}$. Additionally, when $c_1 \ll c_2 T^{-0.50}$, which is more likely at low temperatures, equation (3) reduces to (1).

For $x < 2$ a more complex expression than Eq. (3) is obtained (see Su & Chesnavich 1982 and Wakelam et al. 2010 for the detailed expressions).

The Su & Chesnavich model has been reported to work well for neutral species with linear, symmetric tops or asymmetric top geometries. However, being a classical treatment, it is valid only at temperatures above which the rotational motion can be considered classical, *i.e.* when $k_B T$ is much higher than the relevant rotational constants of the neutral molecule. For most species, the classical treatment is reliable down to 10-20 K, while at lower temperatures (~ 0.1 -10 K) a semi-classical regime applies in which quantum effects in the hindered-rotor type motion should be considered, while the relative translational motion can still be treated classically. Using the statistical adiabatic channel model developed by J. Troe and collaborators (Troe 1996), the capture of rotationally state-selected and unselected polar molecules by ions in such low temperature regimes has been studied in details (Maergoiz et al. 2009 and references therein). The noticeable result is that an expression similar to Eq. (3) can be used where μ_D is substituted by an effective dipole moment of the neutral reactant ($\mu_{D,eff}$) which needs to be calculated following the lines indicated in Maergoiz et al. (2009). However, the differences might be so small (in the case of H₂O as neutral partner $\mu_{D,eff} \approx 1.07\mu_D$) that they lie within the uncertainty of the fits and calculations using the Su & Chesnavich model.

2.2. The case of dimethyl ether

In the KIDA and UDfA databases, the reaction of He⁺ ions with DME is reported to give the following two products, each with a BR of 50.0%:



The suggested values for the total rate constant as a function of temperature are given in terms of the modified Arrhenius equation

(1), with the following parameters: $\alpha = 2.64 \times 10^{-9}$ in KIDA and $\alpha = 2.00 \times 10^{-9}$ in UDfA, with $\beta = -0.50$, $\gamma = 0.00$ in both. Also in this case, the $k(T)$ expression reported in the KIDA and UDfA databases is an approximation (valid for low temperatures) of the more general equation (3).

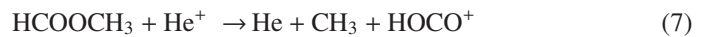
In the DME case ($\mu_D = 1.3 \text{ D}$, $\alpha_e = 5.16 \text{ Å}^3$, $\mu = 6.112 \times 10^{-27} \text{ kg}$), the Langevin rate constant is $k_L = 2.77 \times 10^{-9} \text{ cm}^3 \text{s}^{-1}$ and the use of expression (1) rather than (3) at $T = 10 \text{ K}$ leads to an underestimation of the rate constant by about 10%, a value which rises to about 39% at $T = 280 \text{ K}$.

The rate constants as a function of temperature over the 10-300 K range are calculated according to the recommendation of KIDA and UDfA databases, as well as using the trajectory scaling method of Eq. (3), and the values are reported in Fig. 2.

Finally, the KIDA database gives $k = 7.23 \times 10^{-9} \text{ cm}^3 \text{s}^{-1}$ for both reactions (5) and (6) at 10 K, with a total k for the title reaction equal to $1.45 \times 10^{-8} \text{ cm}^3 \text{s}^{-1}$. At 280 K (upper limit of Eq. (1)), the model gives a total k of $2.74 \times 10^{-9} \text{ cm}^3 \text{s}^{-1}$. In the UDfA database, the $k_{300 \text{ K}}$ is fixed to $2.00 \times 10^{-9} \text{ cm}^3 \text{s}^{-1}$, giving a rate constant at 10 K equal to $1.10 \times 10^{-8} \text{ cm}^3 \text{s}^{-1}$ and $2.07 \times 10^{-9} \text{ cm}^3 \text{s}^{-1}$ at 280 K.

2.3. The case of methyl formate

In the KIDA and UDfA databases, the reaction of He⁺ ions with MF is reported to give only the following channel (hence with a BR of 100.00 %):



The suggested values for the rate constant as a function of temperature are given in terms of the modified Arrhenius equation (1), with the following parameters: $\alpha = 3.54 \times 10^{-9}$ in KIDA and $\alpha = 3.00 \times 10^{-9}$ in UDfA, with $\beta = -0.50$, $\gamma = 0.00$ in both. Also in this case, the $k(T)$ expression reported in the KIDA and UDfA databases is an approximation (valid for low temperatures) of the more general equation (3).

For MF, ($\mu_D = 1.77 \text{ D}$, $\alpha_e = 5.3 \text{ Å}^3$, $\mu = 6.227 \times 10^{-27} \text{ kg}$) the Langevin rate constant is $k_L = 2.78 \times 10^{-9} \text{ cm}^3 \text{s}^{-1}$ and the use of expression (1) rather than (3) at $T = 10 \text{ K}$ leads to an underestimation of the rate constant by about 8%, a value which rises to about 32% at $T = 280 \text{ K}$.

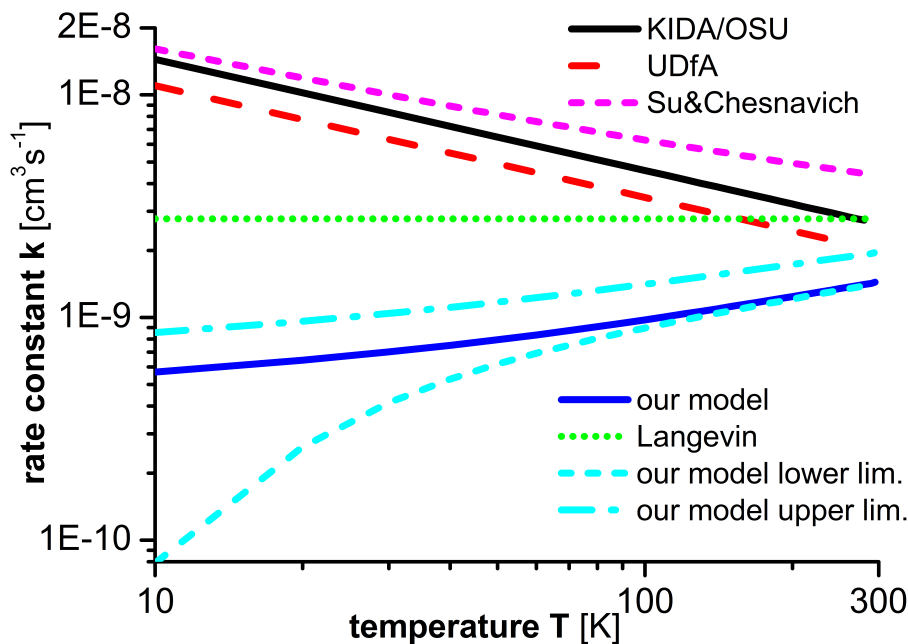


Fig. 2. Temperature dependence of the total rate constant k for the reaction of He^+ with DME. Solid black line: recommended values from KIDA database according to Eq. (1); dashed red line: recommended values from UDfA according to Eq. (1); dotted green line: Langevin rate constant k_L according to Eq. (4); dashed pink line: classical trajectory scaling according to Eq. (3) (Su & Chesnavich 1982); solid blue line: our calculations; cyan dotted-dashed line: our calculations, upper limit estimate; cyan dashed line: our calculations, lower limit estimate (see text).

Rate constant values as a function of temperature in the range 10–300 K were calculated using the expressions reported in the KIDA and UDfA databases, as well as with the trajectory scaling method of Eq. (3) and results are shown in Fig. 3.

Finally, the KIDA and UDfA values are equal to $1.94 \times 10^{-8} \text{ cm}^3 \text{ s}^{-1}$ and $1.64 \times 10^{-8} \text{ cm}^3 \text{ s}^{-1}$, respectively, at 10 K, and $3.66 \times 10^{-9} \text{ cm}^3 \text{ s}^{-1}$ and $3.11 \times 10^{-9} \text{ cm}^3 \text{ s}^{-1}$ at 280 K.

3. New reaction rate coefficients and branching ratios for He^+/DME and He^+/MF

3.1. Our model of the total cross-sections

As already mentioned in the Introduction, absolute total cross-sections as a function of the collision energy in the 0.04–6 eV energy range for collisions of He^+ ions with DME and MF were recently measured using a guided ion beam mass spectrometer (Cernuto et al. 2017, 2018; see Fig. 1). In order to both analyze the results and properly rationalize all our experimental findings, this work focuses on two main aspects.

First, the entrance and exit channels of the potential energy surfaces (PESs) of the two reactions were characterized. The non-covalent nature of the interactions implies that each PES will depend on the balance between repulsion and the combined dispersion and induction attraction. For the entrance channels, the electrostatic contribution due to the long range ion-permanent dipole interaction components has also been added. We found that the interaction anisotropy becomes comparable to or larger than the mean rotational energy of DME and MF at room temperature, already at large separation distance from He^+ (*i.e.* 15–20 Å). Therefore, the approach of He^+ during the collision leads each molecule to probe an increasing electric field gradient that becomes sufficient to transform the molecular free rotation into hindered rotation and, afterwards, to drive the system in a pendular state. The latter is a particular case of bending motion confined in narrow angular cones around the most sta-

ble configuration of the ion-molecule collision complex. Such "natural" molecular polarization phenomena become important in systems driven by strongly anisotropic long-range forces, as is the case for the present reactions. These effects are expected to grow in significance at low collision energies, causing changes in reactivity due to changes in the structure and stability of the collision complexes. They can therefore be regarded as "stereodynamical effects".

Secondly, we used a semi-classical model to evaluate the transition probability from the entrance to the exit channels. The model was developed *ad hoc* to give a unified description of the collision dynamics of both systems and to interpret the experimental results shown in Fig. 1. In the model, the transfer of an electron from DME/MF to He^+ is assumed to proceed via non-adiabatic transitions located at the crossings between the entrance ($\text{He}^+ - \text{DME}/\text{MF}$) and exit ($\text{He} - \text{DME}^+/\text{MF}^+$) sections of the PESs given in the diabatic representation. Positions and energies of the crossings indicate that He^+ captures an electron exclusively from an inner molecular orbital of DME/MF, thus generating a highly excited/unstable molecular ion that can readily dissociate.

The probability of the non-adiabatic event at each crossing has been evaluated using a generalized Landau-Zener-Stückelberg approach, taking into account the symmetry of the electron density distribution of the molecular orbitals of DME/MF from which the electron is removed. To this end, the non-adiabatic coupling has been represented, according to previous treatments (Gislason & Sachs 1975; Gislason et al. 2007; Falcinelli et al. 2016), as a constant value modulated by an angular term. The latter brings the coupling to zero for geometries with null overlap between the atomic s orbital of He^+ and the relevant molecular orbitals, while it makes the coupling maximum for geometries giving the best overlap (corresponding to the maximum electron density for the relevant molecular orbitals). In some cases, it was necessary to assume that, in absence of an appreciable overlap between the molecular and atomic or-

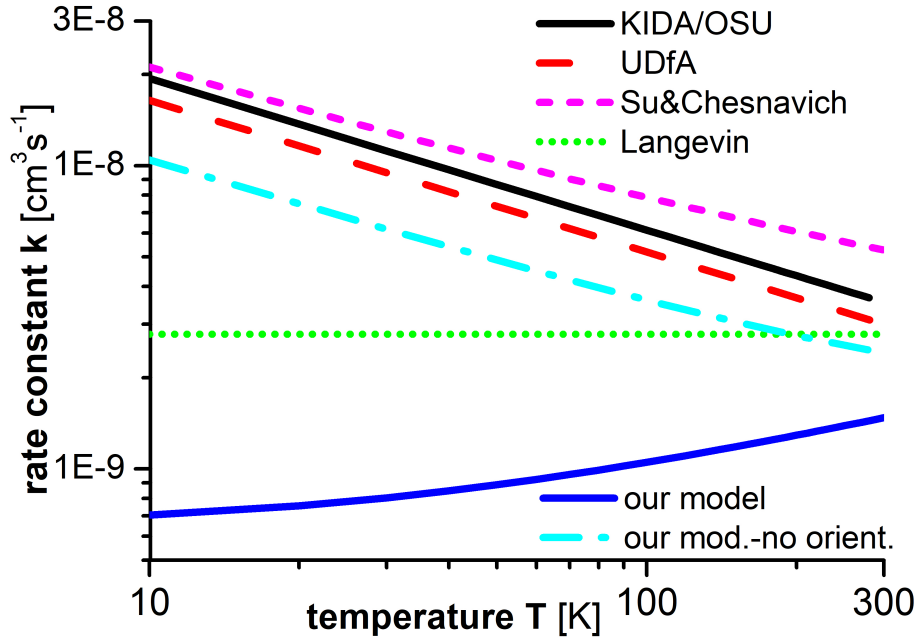


Fig. 3. Temperature dependence of the total rate constant k for the reaction of He⁺ with MF. The curve colors are as in Fig. 2, except for the dashed-dotted cyan line which corresponds to the data calculated using our model and assuming no preferential orientation of the colliding system.

bitals exchanging the electron, the non-adiabatic events are exclusively due to the Coriolis (rotation-orbit) coupling.

As demonstrated by the data plotted in Fig. 1, our approach is able to reproduce the experimental cross sections (especially at low collision energies), while a simple Langevin model fails.

3.2. Rate coefficients

3.2.1. Computational method

The rate coefficients as a function of temperature, $k(T)$, have been obtained by averaging the total cross-sections calculated using our model (briefly described in Section 3.1 and shown in Fig. 1) over a Maxwell-Boltzmann distribution of collision energies, E , between E_{min} and E_{max} , as follows:

$$k(T) = \left(\frac{1}{\pi\mu}\right)^{1/2} \cdot \left(\frac{2}{k_B T}\right)^{3/2} \cdot \int_{E_{min}}^{E_{max}} \sigma(E) \cdot E \cdot e^{-E/k_B T} dE \quad (8)$$

This treatment, based on a generalized Landau-Zener-Stückelberg approach, defines the energy range within which the cross-sections calculated using a semi-classical method are valid. Specifically, the adopted semi-classical methodology is applicable when the *de Broglie* wavelength (λ_{DB}) for the relative motion of the colliding partners is smaller than the distances at which the potential wells in the entrance and exit channels are located. For example, for DME these distances range between 1.5 Å to 3 Å, while for MF they range between 2 Å to 4 Å. Crossings among the entrance and exit potential energy curves are located within the same range. To obtain a conservative estimate, we have assumed that $\lambda_{DB}=1.5$ Å, resulting in a minimum energy E of about 10 meV, below which the semi-classical treatment is not fully reliable.

It is worth noting that, to obtain an accurate estimate of $k(T)$ at low temperatures (without incurring errors from numerical artefacts), cross-section values at energies smaller than 10 meV have to be included in the integral of Eq. 8.

3.3. Dimethyl ether

In order to evaluate the most appropriate E_{min} to use in the integral of Eq. (8), we compared the result of Eq. (8) when $\sigma(E)$ is taken to be equal to the Langevin cross-section $\sigma_{Langevin}(E) = q \sqrt{\frac{\pi\alpha}{2\epsilon_0 E}}$ (shown in Fig. 1) with the rate coefficient given by the Langevin model (Eq. (4)).

We carried out these computations for the DME case, for which the Langevin rate coefficient is $2.77 \times 10^{-9} \text{ cm}^3 \text{ s}^{-1}$, and it is independent of T . We fixed the upper energy limit E_{max} at 10 000 meV and varied E_{min} to obtain an estimate of the error. At 300 K, the numerical error on the calculated rate coefficient is negligible already when E_{min} is set equal to 0.1 meV. However, at 10 K, it is necessary to decrease E_{min} to 0.01 meV to have a relative error within 0.1%.

Therefore, we set E_{max} to 10 000 meV and E_{min} to 0.01 meV in order to compute the rate coefficients with the cross-sections from our model (Cernuto et al. 2017, 2018: see Section 3.1). However, since our cross-sections would strictly apply only up to energies larger than about 10-30 meV, we also calculated the rate coefficients over the 0.01 to 10 meV range using two different models for the cross-section over this range. Such models are described below:

1. Cross-sections increasing with increasing energy E : a function $\propto E^2$ has been chosen to represent σ ;
2. Cross-sections decreasing with increasing energy E : in this case, the Landau-Zener-Stückelberg treatment has been used, but the strength of the Coriolis coupling has been modulated by obtaining calculated cross-sections at the upper limit of the experimental determinations.

Using the cross-sections from the first case ($\sigma \propto E^2$), the resulting rate coefficient at 10 K is lower by a factor of 7.7 with respect to the one calculated with our model, whereas at 300 K the two values coincide. Using the cross-sections from the second case, the resulting rate coefficient is higher by a factor 1.4–1.5 over the whole range of temperature. The resulting curves are shown in Fig. 2: the first case likely represents a lower limit while the

second case is likely an upper limit to the rate coefficients, as labelled in the figure. Similar values for upper and lower limits to k are expected to be valid also for the MF case (see next Section).

3.3.1. Methyl formate

In the MF case, in addition to computing the rate coefficients using our model for the cross-sections (Section 3.1), we have also performed a simulation without the assumption of a strong stereochemical effect in the reaction induced by the formation of pendular states (*i.e.* preferred orientations of the polar molecule in the electric field generated by He^+), and neglecting the Coriolis coupling. Should this be the case, the dynamical calculations must include contributions to the cross-sections from all the possible approach geometries of He^+ and MF. Therefore, contributions from points over the whole sphere around the neutral species must be considered rather than just selected contributions from a limited number of configurations within narrow angular cones around the most attractive geometries, such as is the case for our model. For a proper mapping of all the possible approach geometries, a total of 74 equally spaced points on the sphere around the center of mass of the reacting system have been considered.

The resulting rate coefficients obtained with the cross-sections calculated independent of orientation are shown in Fig. 3, with the label “our mod.-no orient.”. The rate coefficient at 10 K is more than one order of magnitude larger than the one computed using our model that considers the orientation dependence of reactivity. The difference between the two estimates diminishes with increasing temperature but it is still about 30% at 300 K.

We emphasize, however, that the cross-sections calculated assuming an important orientation effect among the reactants and the formation of pendular states, *i.e.* the model of Section 3.1, are in good agreement with the experimental results (Fig. 1). Conversely, calculations in the absence of stereo-chemical effect are not able to reproduce the experimental results. This provides a strong evidence that stereo-chemical effects play a role in the collisions of He^+ with polar neutrals and should not be disregarded when seeking to obtain reasonable estimates of rate constants. In the following, therefore, we will use the rate coefficients obtained using our model from Section 3.1.

3.4. Comparison with previous rate coefficients

Our new rate coefficients are compared with recommended values from KIDA, UDfA and classical trajectory scaling for the He^+ -DME case in Fig. 2, while the corresponding values for the He^+ -MF case are presented in Fig. 3. The differences between the calculated rate coefficients and the estimates of KIDA and UDfA databases are evident.

For DME, we obtain values of $k=5.69 \times 10^{-10} \text{ cm}^3 \text{ s}^{-1}$ at 10 K and $1.44 \times 10^{-9} \text{ cm}^3 \text{ s}^{-1}$ at 300 K. At 10 K, the KIDA database overestimates the rate coefficient by a factor ~ 26 , while the UDfA value is ~ 20 times higher than our rate. At 300 K, the differences between the calculated and estimated rate constants decrease, with the KIDA value being ~ 2 times higher than our value and the UDfA one being only ~ 1.5 higher.

For MF, we obtain values of $k=7.05 \times 10^{-10} \text{ cm}^3 \text{ s}^{-1}$ at 10 K and $1.48 \times 10^{-9} \text{ cm}^3 \text{ s}^{-1}$ at 300 K. At 10 K, KIDA and UDfA recommend values are ~ 27 and ~ 23 times higher, respectively, than our value. Around 300 K, KIDA and UDfA overestimate the rate constants by factors of ~ 2.5 and ~ 2 , respectively.

In summary, our results show the database values to be significant overestimates, especially at 10 K. It is worth noting that the rate coefficients of the astrochemical databases exhibit a negative temperature dependence (*anti*-Arrhenius behavior), while those calculated by us show a positive Arrhenius dependence, even though the present charge transfer processes are both exothermic and barrierless. This is at odds with the common understanding of ion-molecule reactions, but our model provides a rationale for such apparent incongruity. The strong anisotropic interactions in the He^+ -DME/MF systems drive the collision complexes into the most attractive configurations, which happen to be the least efficient for charge exchange due to unfavourable molecular overlap.

3.5. Branching ratios

The difference between our measured BRs (Cernuto et al. 2017, 2018) and those reported in the KIDA and UDfA databases is striking, as shown in the Tables 1 and 2. The uncertainties on our experimental BRs derive from error propagation in the cross section measurements.

Product	m/z	BRs (%)		
		Exp. Values	KIDA	UDfA
$\text{CH}_2^+ \bullet$	14	7.3 ± 0.8	0	0
CH_3^+	15	38.5 ± 3.7	50	100
HCO^+	29	53.6 ± 5.3	0	0
OCH_3^+	31	0.4 ± 0.7	50	0

Table 1. Product branching ratios (BRs) for the reaction $\text{He}^+ + \text{DME}$. Values are obtained, at a collision energy in the CM frame of ~ 1.6 eV, by averaging results measured at pressures of DME between 2×10^{-7} and 5×10^{-6} mbar. BRs show no change with varying collision energy over the explored range.

Product	m/z	BRs (%)		
		Exp. Values	KIDA	UDfA
$\text{CH}_2^+ \bullet$	14	3.6 ± 0.3	0	0
CH_3^+	15	7.3 ± 0.3	0	0
HCO^+	29	83.2 ± 2.0	0	0
OCH_3^+	31	4.2 ± 0.8	0	0
$\text{CO}_2^+ \bullet$	44	1.3 ± 0.1	0	0
HC(O)O^+	45	0.4 ± 0.1	100	100

Table 2. Product branching ratios (BRs) for the reaction $\text{He}^+ + \text{MF}$. Values are obtained, at a collision energy in the CM frame of ~ 0.9 eV, by averaging results measured at pressures of MF between 1.8×10^{-7} and 1.4×10^{-6} mbar. BRs show no change with varying collision energy over the explored range.

In the DME case, while the KIDA database assumes a BR of 50.0% for the production of CH_3^+ and OCH_3^+ , our results suggest that the most abundant product is HCO^+ (BR=53.6%) and that CH_3^+ and OCH_3^+ have branching ratios of 38.5% and 0.4%, respectively. Results for MF show an even greater disagreement, with HCO^+ being the most abundant product according to our experiments (with a BR=83.2%), while both KIDA and UDfA assume the exclusive formation of HOCO^+ .

4. Revised values for the reactions of HCO⁺ and H₃⁺ with DME and MF

For completeness, we review here the rate coefficients for the other two ions which dominate the destruction pathways for iCOMs (see Introduction).

4.1. HCO⁺ + DME/MF

An experimental determination of the rate constants for the proton transfer reaction of HCO⁺ with DME and MF at 298 K exists (Tanner et al. 1979) and gives the following results: $k = (2.1 \pm 0.5) \times 10^{-9} \text{ cm}^3 \text{ s}^{-1}$ for DME and $(2.9 \pm 0.7) \times 10^{-9} \text{ cm}^3 \text{ s}^{-1}$ for MF. In both cases, the proton transfer is non dissociative.

However, the KIDA database recommends to use the value from the modified Arrhenius equation (see Eq.(1)) with the following parameters: $\alpha = 1.2 \times 10^{-9}$ for DME and 1.55×10^{-9} for MF, with $\beta = -0.50$ and $\gamma = 0.00$ for both. At 298 K the resulting rate constants are $k = 1.2 \times 10^{-9} \text{ cm}^3 \text{ s}^{-1}$ for DME and $1.56 \times 10^{-9} \text{ cm}^3 \text{ s}^{-1}$ for MF, *i.e.* smaller than the measured values by about a factor of two.

Conversely, the UfA database suggests using the experimental data of Tanner *et al.* at 298 K and rescales them with temperature according to Eq.(1), giving $k_{300} = 2.1 \times 10^{-9} \text{ cm}^3 \text{ s}^{-1}$ (for DME) and $2.9 \times 10^{-9} \text{ cm}^3 \text{ s}^{-1}$ (for MF), with $\beta = -0.50$ for both. At 10 K the resulting rate constants are $1.15 \times 10^{-8} \text{ cm}^3 \text{ s}^{-1}$ for DME and $1.58 \times 10^{-8} \text{ cm}^3 \text{ s}^{-1}$ for MF. For both systems accuracy in the rate constants is given within $\pm 25\%$. In the following section, we will adopt the UfA recommendations.

4.2. H₃⁺ + DME/MF

Dimethyl ether:

Rate coefficients and BRs for the reaction of H₃⁺ with DME have been measured using a flowing afterglow technique at 300 K (Lee et al. 1992) and the results are as follows: the overall rate coefficient is $4.7 \times 10^{-9} \text{ cm}^3 \text{ s}^{-1}$ and the proton transfer is highly dissociative giving the following fragments, with % BRs in brackets: CH₃⁺ (29%), CH₅⁺ (8%), HCO⁺/C₂H₅⁺ (10%), CH₃O⁺ (26%), C₂H₅O⁺ (15%), CH₃OHCH₃⁺ (12%).

The KIDA data is at odds with these findings, as it exclusively quotes protonated DME (CH₃OHCH₃⁺) as a product with $k = 3.01 \times 10^{-9} \text{ cm}^3 \text{ s}^{-1}$ at 298 K (from the modified Arrhenius equation (1) with parameters $\alpha = 3.00 \times 10^{-9}$, $\beta = -0.50$, $\gamma = 0.00$). The UfA database similarly gives a rate constant for non dissociative proton transfer in terms of Eq.(1) with $k_{300} = 2 \times 10^{-9}$ and $\beta = -0.50$ for T ranging from 10 to 41000 K, with an accuracy of $\pm 50\%$ in the rate constant.

Hereafter, we will use the total $\alpha = 4.70 \times 10^{-9}$, BRs as given by Lee et al. (1992), $\beta = -0.50$ and $\gamma = 0.00$ over the 10–300 K temperature range. In order to avoid introducing new trace ions into the network, we will consider only the two most abundant channels, namely those giving CH₃⁺ and CH₃O⁺ as products, and the channel relative to the undissociative proton-transfer leading to CH₃OHCH₃⁺ plus H₂ (already included in the models with a different rate coefficient).

Methyl formate:

In the MF case no measurements for the rate coefficients have been performed. However, Lawson *et al.* (Lawson et al. 2012), while attempting to measure the rate constants for dissociative electron-ion recombination of protonated MF, observed that significant fragmentation occurred when attempting to induce proton transfer from H₃⁺ to MF. In addition, according to a chemical ionization mass spectrometric experimental study

(Herman & Harrison 1981), the outcome of the protonation reaction of MF by H₃⁺ is mostly dissociative and the observed relative abundances of ionized fragments are: 15.5% for H₅C₂O₂⁺, 74% for CH₃OH₂⁺, 5.9% for CH₂OH⁺ and 4.4% for CH₃⁺.

Such experimental evidences are at odds with the prescriptions from KIDA, where the reaction is assumed to be completely non dissociative with $k = 4.06 \times 10^{-9} \text{ cm}^3 \text{ s}^{-1}$ at 298 K (from the modified Arrhenius Eq.(1) with parameters $\alpha = 4.05 \times 10^{-9}$, $\beta = -0.50$ and $\gamma = 0.00$). The value reported in the UfA database is Eq.(1) with $k_{300} = 3 \times 10^{-9}$ and $\beta = -0.50$ (for a T range 10-41000 K).

In the following, we will adopt the KIDA value for the total rate constant (*i.e.* $\alpha = 4.05 \times 10^{-9}$, $\beta = -0.50$ and $\gamma = 0.00$), while for the BRs we will use the values found by Herman & Harrison (1981). As before, to avoid introducing new trace ions in the network, we will consider only the two most abundant channels, namely those producing CH₃OH₂⁺ and protonated MF.

5. Astrophysical implications

5.1. New values to adopt in the astrochemical networks

From the discussion in §3, it is clear that the new rate coefficients, based on the experimental results by Cernuto et al. (2017, 2018), differ from the those reported in both KIDA and UfA databases in terms of their absolute values, their temperature dependence (which is positive rather than negative) as well as in the product BRs.

An interpolation of the new rate coefficients (and extrapolated values at very low temperatures) gives the following parameters for the global destruction rate coefficients of DME and MF through reaction with He⁺: $\alpha = 1.4 \times 10^{-9}$, $\beta = +0.295$, $\gamma = 0.00$ for DME and $\alpha = 1.4 \times 10^{-9}$, $\beta = +0.241$, $\gamma = 0.00$ for MF. These values lead to rate coefficients much smaller than those adopted in astrochemical databases, especially at the low temperatures (below 50 K) of relevance in the ISM. The total rate coefficients must then be combined with the experimental BRs reported in Section 3 to give the rates for the individual channels.

The product BRs were seen to be constant over a wide range of temperatures, so that we can reliably assume that they are also valid at the low temperatures of relevance to the ISM. Given that the channels with the largest yields, accounting globally for more than 80% of the reactions, are those leading to HCO⁺ and CH₃⁺ for DME and the one leading to HCO⁺ for MF, we recommend that only these selected channels are included when updating the astrochemical databases (the small yields of the other channels make the effects of their inclusion in astrochemical models negligible for all purposes).

Finally, we have to note that the present experimental results allow us to infer the chemical nature of the formed ionic products, but additional combinations of neutral co-products are indeed possible. In particular:

1. *For DME*, as co-fragments of HCO⁺, we can have either CH₃ + H₂, or CH₃ + 2 H, while for CH₃⁺ we can have either CH₃O or H₂CO + H;
2. *For MF*, as co-fragments of HCO⁺, we can have either CH₃O, CH₂OH, or HCO + H₂.

In the absence of any experimental information, we consider all of these combinations to be equally probable. We adopted a similar procedure to estimate the products of the DME fragmentation from the reaction with H₃⁺ (see Section 4). Table 3 summarises the new values that we recommend to be used in the astrochemical networks.

Reactants	Products	$\alpha (\times 10^{-10})$	β
$\text{CH}_3\text{OCH}_3 + \text{He}^+$	$\text{He} + \text{CH}_3^+ + \text{CH}_3\text{O}$	2.9	0.295
$\text{CH}_3\text{OCH}_3 + \text{He}^+$	$\text{He} + \text{CH}_3^+ + \text{H}_2\text{CO} + \text{H}$	2.9	0.295
$\text{CH}_3\text{OCH}_3 + \text{He}^+$	$\text{He} + \text{HCO}^+ + \text{CH}_3 + \text{H}_2$	4.0	0.295
$\text{CH}_3\text{OCH}_3 + \text{He}^+$	$\text{He} + \text{HCO}^+ + \text{CH}_3 + 2 \text{H}$	4.0	0.295
$\text{HCOOCH}_3 + \text{He}^+$	$\text{He} + \text{HCO}^+ + \text{CH}_3\text{O}$	4.6	0.241
$\text{HCOOCH}_3 + \text{He}^+$	$\text{He} + \text{HCO}^+ + \text{CH}_2\text{OH}$	4.6	0.241
$\text{HCOOCH}_3 + \text{He}^+$	$\text{He} + \text{HCO}^+ + \text{HCO} + \text{H}_2$	4.6	0.241
$\text{CH}_3\text{OCH}_3 + \text{HCO}^+$	$\text{CO} + \text{CH}_3\text{OCH}_4^+$	21	-0.50
$\text{CH}_3\text{OCH}_3 + \text{H}_3^+$	$\text{H}_2 + \text{CH}_3^+ + \text{CH}_3\text{O} + \text{H}$	10	-0.50
$\text{CH}_3\text{OCH}_3 + \text{H}_3^+$	$\text{H}_2 + \text{CH}_3^+ + \text{H}_2\text{CO} + \text{H}_2$	10	-0.50
$\text{CH}_3\text{OCH}_3 + \text{H}_3^+$	$\text{H}_2 + \text{CH}_3\text{O}^+ + \text{CH}_4$	18	-0.50
$\text{CH}_3\text{OCH}_3 + \text{H}_3^+$	$\text{H}_2 + \text{CH}_3\text{OHCH}_3^+$	8.4	-0.50
$\text{HCOOCH}_3 + \text{HCO}^+$	$\text{CO} + \text{H}_5\text{C}_2\text{O}_2^+$	29	-0.50
$\text{HCOOCH}_3 + \text{H}_3^+$	$\text{H}_2 + \text{CH}_3\text{OH}_2^+ + \text{CO}$	34	-0.50
$\text{HCOOCH}_3 + \text{H}_3^+$	$\text{H}_2 + \text{H}_5\text{C}_2\text{O}_2^+$	7.0	-0.50

Table 3. Summary of products and rates of the reactions of He^+ , HCO^+ and H_3^+ with DME and MF, respectively. The parameter γ is assumed to be equal to 0.00 on all reactions.

5.2. Impact on the abundances

Our new rate coefficients for the destruction of DME and MF through reaction with He^+ differ greatly from those given by the astrochemical databases, KIDA and UDFa, especially at the low temperatures of the ISM gas. In particular, with respect to KIDA, our values are smaller by a factor of 5–6 at 100 K, the temperature of the warm gas in hot corinos and outflow molecular shocks where iCOMs are abundantly detected (e.g. Bottinelli et al. 2004, 2007; Taquet et al. 2015; Jorgensen et al. 2016; Ligterink et al. 2017; Lefloch et al. 2012, 2017, 2018; Codella et al. 2017), and by a factor of 25–28 at 10 K, the temperature of prestellar cores where iCOMs are also detected (Bacmann et al. 2012; Cernicharo et al. 2012; Vastel et al. 2014; Jimenez-Serra et al. 2016).

Additionally, the review of the literature regarding the DME and MF reactions with HCO^+ and H_3^+ has also shown important differences between the rate coefficients reported in the KIDA and UDFa databases with respect to the available experimental data, and more accurate experiments and/or theoretical calculations are clearly needed to better understand the products of the reactions and the dependence on temperature.

In this context, we ran a few simulations to quantify the effect of these differences on the predicted abundances. To this end, we used a version revised by us of the *Nahoon* code, which is publicly available in the KIDA database. Briefly, *Nahoon* is a pure gas-phase time-dependent code that allows to follow the chemical composition of a gas at a given temperature and density (Wakelam et al. 2012). In our case, we used $T=10$ K and $n_H=2 \times 10^5 \text{ cm}^{-3}$ to describe a generic prestellar core, and $T=100$ K and $n_H=2 \times 10^8 \text{ cm}^{-3}$ to describe a generic hot corino.

Since the abundance of He^+ as well as HCO^+ and H_3^+ depends on the cosmic-ray ionisation rate, ζ_{CR} , whose value in these regions is known with a large uncertainty (e.g. Padovani et al. 2009; Vaupre et al. 2014), we ran simulations using both a low (10^{-18} s^{-1}) and high (10^{-15} s^{-1}) cosmic ray ionisation rate to model two extreme situation of gas ionisation.

Finally, the initial abundances were chosen as follows. In the prestellar core models, we adopted the abundances from Jenkins (2009), with those of the heavy metals (S, Si, Mg, Fe, Na) being decreased by a factor of 100 and those for the light ones by a factor of ten: $\text{C}/\text{H}=1.7 \times 10^{-5}$, $\text{N}/\text{H}=6.2 \times 10^{-6}$, and we changed O/H ratio from 2.6×10^{-5} to 1.8×10^{-5} to simulate the segregation of oxygen on the water ices. In the hot corino and molecu-

lar outflow models, we used the initial abundances described in Codella et al. (2017). The parameters used in the models that we run are summarised in Table 4.

We first run simulations with our old chemical network, which is based on the KIDA 2014 network (<http://kida.obs.u-bordeaux1.fr>), upgraded with the reactions described in Balucani et al. (2015); Skouteris et al. (2018) and Russo et al. (2018). We then changed the reactions with He^+ , HCO^+ and H_3^+ according to Table 3 and studied the changes in the predicted abundances. We note that our goal here is not to carry out a full study of the impact of the new reaction products and rate coefficients, but only to estimate whether this would dramatically change the model predictions in “standard” situations where DME and MF have been detected.

The effect is indeed dependent on the parameters that we have explored, details of which are given in Table 4. In cold gas and conditions similar to the prestellar cores the abundances of DME and MF can be different by up to 40%, with the difference larger when the oxygen abundance is greater (models 1 and 3). This effect does not seem to depend much on the cosmic-ray ionisation rate used. This is also the case for the models simulating the hot corino gas, where the difference in the abundances are smaller (about $\leq 10\%$), as expected based on the difference in the rate coefficients at 100 K. This is because, in all these models, the DME and MF destruction is dominated by H_3^+ , with the HCO^+ and He^+ pathways proceeding at a slower rate by about a factor of ten. We emphasize that, although our pure gas-phase model predicts low ($\leq 10^{-14}$) abundances for DME and MF, the effect may be larger if a full model, such as that used in Balucani et al. (2015), is employed, though this is beyond the scope of this work.

6. Conclusions

We have reported a new study of the branching ratios, products and rate coefficients for the reactions of DME and MF with He^+ . We have also reviewed the destruction routes of DME and MF by the other two abundant ions in molecular gas, namely H_3^+ and HCO^+ . The main conclusions of this work are:

- We have computed branching ratios, products and rate coefficients of $\text{DME}/\text{MF} + \text{He}^+$. These calculations are based on the recent measurements and theoretical modelling of the cross-sections performed by Cernuto et al. (2017, 2018).

Model	Temperature (K)	n_H cm^{-3}	ζ_{CR} 10^{-17} s^{-1}	Initial abundances
1	10	2×10^5	0.1	modified Jenkins (2009); O/H = 2.6×10^{-5}
2	10	2×10^5	0.1	modified Jenkins (2009); O/H = 1.8×10^{-5}
3	10	2×10^5	100	modified Jenkins (2009); O/H = 2.6×10^{-5}
4	10	2×10^5	100	modified Jenkins (2009); O/H = 1.8×10^{-5}
5	100	2×10^8	0.1	Codella et al. (2017)
6	100	2×10^8	100	Codella et al. (2017)

Table 4. Summary of the input values for the simulations that were run to study the impact of the new rate coefficients of the reactions of DME and MF with He⁺, HCO⁺ and H₃⁺ on the predicted abundances of DME and MF in prestellar cores, and hot corinos and molecular outflow shocks, respectively. For the details on the initial abundances, see text.

- The new DME/MF + He⁺ branching ratios, products and rate coefficients substantially differ from those reported in the commonly used astrochemical databases KIDA and UfA.
- The dependence of the rate coefficients on the temperature is positive and not negative, as assumed in the KIDA and UfA databases. As a consequence, the difference in the rate coefficients is larger at low temperatures: at 10 K the values differ by more than a factor of 20.
- The review of the DME/MF + H₃⁺/HCO⁺ reactions show that the BRs, products and rate coefficients of these reactions are poorly understood. Nonetheless, the data available in the literature differ from that used in the KIDA and UfA databases.
- We provide a table of the parameters to include in the astrochemical networks that we recommend for the six reactions of DME and MF with He⁺, H₃⁺ and HCO⁺.
- A very general modelling of cold (10 K) and warm (100 K) gas simulating the conditions where DME and MF are detected, namely prestellar cores and hot cores/corinos, shows that the new rates have an impact on the predicted abundances, of up to ~ 40%. However, different conditions might lead to even larger differences.

In conclusions, we emphasise the importance to have reliable information on the destruction pathways of iCOMs by the most abundant ions in molecular gas: H₃⁺, HCO⁺ and He⁺. This can be obtained with experimental works, as in the case reported here (Cernuto et al. 2017, 2018) coupled with theoretical modelling, or by ab initio quantum chemistry calculations.

A more general conclusion is that attention should be paid when using estimated rate coefficients for unknown processes or when extrapolating room temperature rate coefficients at very low temperatures. In the case of the reactions between He⁺ and DME/MF the results obtained with a very detailed treatment of the entrance channel challenge the common notion that ion-molecule reaction rate coefficients increase with T (or remain constant as in the Langevin model). In addition, we note that product branching ratios are difficult to guess in the absence of experimental or theoretical results. We recommend that the physical chemistry community dedicate as much effort as possible to characterize all the reactions which play a significant role in astrochemical models.

Acknowledgements. We thank Mr. Vincent Richardson for his precious help with English Language editing and revision. This work was supported by the Italian Ministero dell'Istruzione, Università e Ricerca through the grant Progetti Premiali 2012 - iALMA (CUP C52I13000140001). This project has received funding from the European Research Council (ERC) under the European Union's Horizon 2020 research and innovation programme, for the Project "The Dawn of Organic Chemistry" (DOC), grant agreement No 741002. The support of the Department of Physics of the University of Trento is gratefully acknowledged. N.B. and F.P. acknowledge the financial support from Italian MIUR "PRIN

2015", project "STARS in the CAOS (Simulation Tools for Astrochemical Reactivity and Spectroscopy in the Cyberinfrastructure for Astrochemical Organic Species)," grant number 2015F59J3R.

References

- Bacmann, A., Taquet, V., Faure, A., Kahane, C., & Ceccarelli, C. 2012, *Astronomy and Astrophysics*, 541, L12
- Balucani, N., Ceccarelli, C., & Taquet, V. 2015, *Monthly Notices of the Royal Astronomical Society*, 449, L16
- Blake, G. A., Sutton, E. C., Masson, C. R., & Phillips, T. G. 1987, *ApJ*, 315, 621
- Bottinelli, S., Ceccarelli, C., Lefloch, B., et al. 2004, *The Astrophysical Journal*, 615, 354
- Bottinelli, S., Ceccarelli, C., Williams, J. P., & Lefloch, B. 2007, *Astronomy & Astrophysics*, 463, 601
- Ceccarelli, C., Caselli, P., Fontani, F., et al. 2017, *Astrophysical Journal*, 850, 176
- Cernicharo, J., Marcelino, N., Roueff, E., et al. 2012, *The Astrophysical Journal Letters*, 759, L43
- Cernuto, A., Ascenzi, D., Pirani, F., Martini, L. M., & Tosi, P. 2018, *ChemPhysChem*, 19, 51
- Cernuto, A., Tosi, P., Martini, L. M., Pirani, F., & Ascenzi, D. 2017, *Phys. Chem. Chem. Phys.*, 19, 19554
- Chesnavich, W. J., Su, T., & Bowers, M. T. 1980, *The Journal of Chemical Physics*, 72, 2641
- Codella, C., Ceccarelli, C., Caselli, P., et al. 2017, *Astronomy & Astrophysics*, 605
- Falcinelli, S., Rosi, M., Cavalli, S., Pirani, F., & Vecchiocattivi, F. 2016, *Chemistry – A European Journal*, 22, 12518
- Garrod, R. T. & Herbst, E. 2006, *A & A*, 457, 927
- Geppert, W. D., Hamberg, M., Thomas, R. D., et al. 2006, *Faraday Discuss.*, 133, 177
- Gislason, E. A., Parlant, G., & Sizun, M. 2007, *The Semiclassical Time-Dependent Approach to Charge-Transfer Processes* (John Wiley and Sons, Inc.), 321–421
- Gislason, E. A. & Sachs, J. G. 1975, *The Journal of Chemical Physics*, 62, 2678
- Hamberg, M., Österdahl, F., Thomas, R. D., et al. 2010, *A&A*, 514, A83
- Herbst, E. 2009, *OSU2009*
- Herbst, E. & van Dishoeck, E. F. 2009, *Annual Review of Astronomy and Astrophysics*, 47, 427
- Herman, J. A. & Harrison, A. G. 1981, *Can. J. Chem.*, 59, 2133
- Jaber, A. A., Ceccarelli, C., Kahane, C., & Caux, E. 2014, *The Astrophysical Journal*, 791, 29
- Jenkins, E. B. 2009, *Astrophysical Journal*, 700, 1299
- Jimenez-Serra, I., Vasyunin, A. I., Caselli, P., et al. 2016, *Astrophysical Journal Letters*, 830
- Jorgensen, J. K., van der Wiel, M. H. D., Coutens, A., et al. 2016, *Astronomy & Astrophysics*, 595
- Lawson, P. A., Osborne, D. S., & Adams, N. G. 2012, *The Journal of Physical Chemistry A*, 116, 2880
- Lee, H. S., Drucker, M., & Adams, N. G. 1992, *International Journal of Mass Spectrometry and Ion Processes*, 117, 101
- Lefloch, B., Bachiller, R., Ceccarelli, C., et al. 2018, *Monthly Notice of the Royal Astronomical Society*, 477, 4792
- Lefloch, B., Cabrit, S., Busquet, G., et al. 2012, *Astrophysical Journal Letters*, 757
- Lefloch, B., Ceccarelli, C., Codella, C., et al. 2017, *Monthly Notice of the Royal Astronomical Society*, 469, L73
- Ligterink, N. F. W., Coutens, A., Kofman, V., et al. 2017, *Monthly Notice of the Royal Astronomical Society*, 469, 2219

- Maergoiz, A., Nikitin, E., & Troe, J. 2009, *International Journal of Mass Spectrometry*, 280, 42
- McElroy, D., Walsh, C., Markwick, A. J., et al. 2013, *A & A*, 550, A36
- Padovani, M., Galli, D., & Glassgold, A. E. 2009, *A&A*, 501, 619
- Ruaud, M., Loison, J. C., Hickson, K. M., et al. 2015, *Monthly Notices of the Royal Astronomical Society*, 447, 4004
- Rubin, R. H., Swenson, Jr., G. W., Benson, R. C., Tigelaar, H. L., & Flygare, W. H. 1971, *ApJ*, 169, L39
- Shingledecker, C. N., Tennis, J., Le Gal, R., & Herbst, E. 2018, *Astrophysical Journal*, 861
- Skouteris, D., Balucani, N., Ceccarelli, C., et al. 2019, *Monthly Notices of the Royal Astronomical Society*, 482, 3567–3575
- Skouteris, D., Balucani, N., Ceccarelli, C., et al. 2018, *Astrophysical Journal*, 854
- Skouteris, D., Vazart, F., Ceccarelli, C., et al. 2017, *Monthly Notices of the Royal Astronomical Society: Letters*, 468, L1
- Su, T. & Chesnavich, W. J. 1982, *The Journal of Chemical Physics*, 76, 5183
- Tanner, S. D., Mackay, G. I., Hopkinson, A. C., & Bohme, A. C. 1979, *International Journal of Mass Spectrometry and Ion Processes*, 29, 153
- Taquet, V., Lopez-Sepulcre, A., Ceccarelli, C., et al. 2015, *Astrophysical Journal*, 804
- Troe, J. 1996, *The Journal of Chemical Physics*, 105, 6249
- Vastel, C., Ceccarelli, C., Lefloch, B., & Bachiller, R. 2014, *The Astrophysical Journal Letters*, 795, L2
- Vasyunin, A. & Herbst, E. 2013, *Astrophysical Journal*, 769, 34
- Vasyunin, A. I., Caselli, P., Dulieu, F., & Jimenez-Serra, I. 2017, *Astrophysical Journal*, 842
- Vaupre, S., Hily-Blant, P., Ceccarelli, C., et al. 2014, *Astronomy & Astrophysics*, 568
- Wakelam, V., Herbst, E., Loison, J., et al. 2012, *Astrophysical Journal Supplement Series*, 199, 21
- Wakelam, V., Smith, I. W. M., Herbst, E., et al. 2010, *Space Science Reviews*, 156, 13