

The detached, evolved post-mass-exchange binary V643 Orionis

J. Andersen^{1,2}, G. Torres³, and J. V. Clausen^{1,*}

¹ The Niels Bohr Institute, University of Copenhagen, Blegdamsvej 17, DK-2100 Copenhagen, Denmark
e-mail: ja@nbi.ku.dk

² Stellar Astrophysics Centre, Department of Physics and Astronomy, Aarhus University, DK-8000 Aarhus C, Denmark

³ Center for Astrophysics | Harvard & Smithsonian, Cambridge, MA 02138, USA e-mail: gtorres@cfa.harvard.edu

Received; accepted;

ABSTRACT

Context. One of the greatest uncertainties in modelling the mass-exchange phases during the evolution of a binary system is the amount of mass and angular momentum that has been lost from the system. In order to constrain this problem, a favourable, evolved and detached real binary system is valuable as an example of the end result of this process.

Aims. We study the 52-day post-mass-exchange eclipsing binary V643 Ori from complete *uvby* light curves and high-resolution spectra. V643 Ori is double-lined and shows total primary eclipses. The orbit is accurately circular and the rotation of both stars synchronised with the orbit, but the photometry from a single year (1993) shows signs of weak spot activity (0.02 mag) around the primary eclipse.

Methods. We determine accurate masses of 3.3 and 1.9 M_{\odot} from the spectroscopic orbit and solve the four light curves to determine radii of 16 and 21 R_{\odot} , using the Wilson-Devinney photometric code. The rotational velocities from the cross-correlation profiles agree well with those computed from the known radii and orbital parameters. All observable parameters are thus very precisely determined, but the masses and radii of V643 Ori are incompatible with undisturbed post-main-sequence evolution.

Results. We have attempted to simulate the past evolutionary history of V643 Ori under both conservative and non-conservative Case B mass transfer scenarios. In the non-conservative case we varied the amounts of mass and angular momentum loss needed to arrive at the present masses in a circular 52-day orbit, keeping the two stars detached and synchronized as now observed, but without following the evolution of other stellar properties in any detail. Multiple possible solutions were found. Further attempts were made using both the BSE formalism and the binary MESA code in order to track stellar evolution more closely, and make use of the measured radii and temperatures as important additional constraints. Those efforts did not yield satisfactory solutions, possibly due to limitations in handling mass transfer in evolved stars such as these. We remain hopeful that future theoreticians can more fully model the system under realistic conditions.

Conclusions.

Key words. stars: evolution; stars: interiors; stars: rotation; stars: eclipsing binaries

1. Introduction

The 52.4-day G-K binary star V643 Orionis (HDE 294651) was first studied in depth by Imbert (1987), who observed a double-lined spectroscopic orbit with the photoelectric radial-velocity scanner CORAVEL (Baranne et al. 1979) on the 1 m Swiss telescope at Observatoire de Haute Provence and the 1.5 m Danish telescope at ESO, La Silla, Chile. He got all main properties of the present system essentially right and found that both components are detached, synchronously rotating giants, but failed to notice the significant fact that the primary and secondary radii were in the opposite ratio of the masses and luminosities.

Since then, we have obtained complete, well-covered *uvby* light curves and even more precise radial-velocity curves, and thoroughly analysed them to get a complete, detailed picture of the system in its present state. This paper documents our observations, analysis, and results on

the system. In this way, we hoped to gain some insight into the physical processes that shape the evolution of interacting binaries in general, notably about the processes of mass and angular momentum loss that determine the final outcome. Our original goal, to provide a unique description of the evolution of V643 Ori from the initial configuration to the final state, turned out not to be quite possible, but we eventually came close.

2. Spectroscopy

2.1. Observations and associated results

Spectroscopic observations of V643 Ori were made at the Center for Astrophysics | Harvard & Smithsonian (CfA) between October of 1987 and February of 1989 with an echelle spectrograph ($R \approx 35,000$) attached to the 1.5 m Wyeth reflector at the Oak Ridge Observatory (now closed) in the town of Harvard, Massachusetts. A single order was

* Deceased June 5, 2011.

Table 1. Heliocentric radial velocities of V643 Ori from CfA.

HJD 2,400,000+ (km s ⁻¹)	RV_1 (km s ⁻¹)	σ_1 (km s ⁻¹)	RV_2 (km s ⁻¹)	σ_2 (km s ⁻¹)	Orbital phase
47100.9101	-3.18	0.44	93.73	0.93	0.2326
47461.8790	7.88	0.45	74.14	0.95	0.1185
47462.8107	5.61	0.46	79.39	0.98	0.1362
47463.7724	2.96	0.49	83.71	1.03	0.1546
47463.8096	2.61	0.43	84.22	0.92	0.1553
47465.7904	-0.87	0.45	90.36	0.95	0.1931
47465.8673	-1.88	0.38	91.68	0.81	0.1946
47469.8568	-3.21	0.36	93.35	0.76	0.2707
47487.7424	55.91	0.70	-6.75	1.47	0.6118
47488.6968	59.78	0.67	-13.14	1.43	0.6301
47489.7456	61.94	0.63	-15.93	1.33	0.6501
47490.7798	64.76	0.46	-20.57	0.97	0.6698
47491.7388	66.71	0.39	-24.16	0.83	0.6881
47491.8272	66.32	0.41	-24.17	0.88	0.6898
47492.6853	68.18	0.41	-24.82	0.88	0.7061
47494.7860	68.44	0.61	-30.53	1.30	0.7462
47496.7754	67.29	0.59	-28.54	1.26	0.7842
47497.7134	67.04	0.43	-25.84	0.91	0.8021
47497.7826	66.61	0.43	-25.37	0.92	0.8034
47512.6629	13.19	0.57	65.99	1.20	0.0872
47513.8190	9.03	0.47	72.10	1.00	0.1093
47514.8394	6.11	0.54	78.62	1.13	0.1288
47515.6919	3.50	0.42	82.34	0.88	0.1450
47522.6724	-3.26	0.45	94.47	0.94	0.2782
47522.7456	-2.83	0.54	92.35	1.13	0.2796
47526.5811	3.89	0.42	83.62	0.90	0.3527
47527.6685	6.80	0.41	77.24	0.88	0.3735
47538.6520	50.06	0.44	1.06	0.94	0.5830
47544.6200	67.01	0.39	-25.99	0.83	0.6969
47546.5788	68.44	0.41	-28.57	0.87	0.7342
47547.5260	68.63	0.63	-26.86	1.33	0.7523
47548.5882	67.61	0.43	-26.69	0.92	0.7726
47549.5577	67.47	0.44	-27.52	0.93	0.7910
47549.6979	68.19	0.44	-25.14	0.93	0.7937
47550.6414	65.92	0.37	-24.40	0.79	0.8117
47550.8994	65.75	0.37	-23.77	0.79	0.8166
47551.6600	64.19	0.43	-19.91	0.92	0.8311
47554.6145	56.40	0.46	-8.93	0.97	0.8875
47569.5650	0.34	0.40	89.24	0.86	0.1727
47569.6841	0.16	0.45	88.55	0.95	0.1750
47570.5943	-0.74	0.41	92.20	0.86	0.1923
47574.5598	-4.27	0.45	95.70	0.95	0.2680
47575.5136	-2.71	0.44	94.96	0.94	0.2862
47576.5013	-2.83	0.44	92.21	0.93	0.3050

Notes. Orbital phases are computed from Eq. 1 below.

recorded with an intensified photon-counting Reticon detector providing 45 Å of wavelength coverage centered on the Mg 1 b triplet near 5187 Å. A total of 44 usable spectra were collected with signal-to-noise ratios ranging from 13 to 24 per resolution element of 8.5 km s⁻¹. The velocity zero point was monitored by means of nightly sky exposures taken at dusk and dawn (see Latham 1992).

Radial velocities (RVs) for the two components were measured as described by Torres et al. (2015) with the two-dimensional cross-correlation algorithm TODCOR (Zucker & Mazeh 1994), using templates taken from a pre-computed library of synthetic spectra based on model

atmospheres by R. L. Kurucz for solar metallicity (see Nordström et al. 1994; Latham et al. 2002). The optimal template for each star was found by running grids of cross-correlations over a wide range of effective temperatures (T_{eff}) and rotational broadenings ($v \sin i$) following Torres et al. (2002), and selecting the combination giving the highest cross-correlation value averaged over all observations, with weights set by the strength of each exposure. In this way we estimated temperatures of 5210 ± 150 K and 4520 ± 150 K for the primary (the more massive star) and secondary, and projected rotational velocities of 18 ± 2 km s⁻¹ and 23 ± 3 km s⁻¹, respectively. In view of the masses, age, and previous history of V643 Ori, a standard Population I chemical composition was assumed throughout.

We adopted surface gravity ($\log g$) values of 2.5 and 2.0, close to our final determinations from the analysis below. Small adjustments typically under 1 km s⁻¹ were applied to the velocities to correct for systematic errors caused by lines shifting in and out of the narrow spectral window as a function of orbital phase (see Latham et al. 1996). The resulting radial velocities in the heliocentric frame including all corrections are listed in Table 1, along with their uncertainties. The light ratio between the components was determined to be $\ell_2/\ell_1 = 0.498 \pm 0.018$ at the mean wavelength of our observations.

In addition to our own, we make use below of the radial-velocity measurements for V643 Ori by Imbert (1987), obtained between 1977 and 1986 with the CORAVEL instrument (Baranne et al. 1979). The projected rotational velocities (Benz & Mayor 1981, 1984) reported by Imbert (1987) for the primary and secondary star are 17.2 ± 0.3 km s⁻¹ and 21.6 ± 0.5 km s⁻¹, significantly more precise than ours, but consistent with them.

2.2. Spectroscopic orbital solution

Independent spectroscopic orbital fits using our own RVs and those of Imbert (1987) gave results in good agreement with each other. For the CfA measurements we detected a small, but statistically significant systematic offset between the primary and secondary velocities of -0.65 ± 0.16 km s⁻¹ (primary minus secondary) that may be due to template mismatch, or perhaps the presence of spots on the presumably more active secondary (see below). Neither set of observations indicated any significant eccentricity.

For the final spectroscopic solution we combined the two RV data sets with times of minimum light from our own photometry and from the literature (Table 4 below), which help to improve the ephemeris. We allowed for a primary/secondary offset for both the CfA and CORAVEL velocities, in addition to a global shift between the two. Separate scale factors for the internal RV errors and for the uncertainties of the times of eclipse were iterated to achieve reduced χ^2 values near unity for each component and each type of observation. Once again, tests indicated the orbit is consistent with being circular.

A weighted least-squares fit to the data gives the elements listed in Table 2. The fit and the observations may be seen in Figure 1.

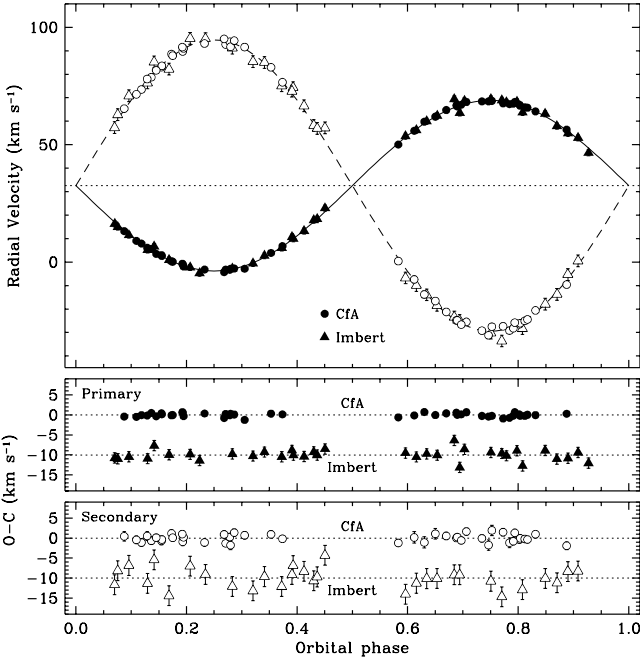


Fig. 1. Spectroscopic orbital solution for V643 Ori. Primary observations are shown with filled symbols; the dotted line in the top panel marks the center-of-mass velocity of the system. Residuals are shown at the bottom; the Imbert (1987) residuals are shifted for clarity.

Table 2. Spectroscopic orbital solution for V643 Ori.

Parameter	Value
Adjusted elements	
P (days)	52.42136 ± 0.00014
γ (km s $^{-1}$)	$+32.557 \pm 0.067$
K_1 (km s $^{-1}$)	36.307 ± 0.073
K_2 (km s $^{-1}$)	61.99 ± 0.16
Min I (HJD 2,400,000+)	$47,193.554 \pm 0.016$
Δ_{CfA} (km s $^{-1}$)	-0.64 ± 0.16
Δ_{CORAVEL} (km s $^{-1}$)	-0.40 ± 0.51
Δ (km s $^{-1}$)	-0.84 ± 0.23
Derived quantities	
$M_1 \sin^3 i$ (\mathcal{M}_{\odot}^N)	3.254 ± 0.019
$M_2 \sin^3 i$ (\mathcal{M}_{\odot}^N)	1.9056 ± 0.0090
$q \equiv M_2/M_1$	0.5857 ± 0.0019
$a \sin i$ (\mathcal{R}_{\odot}^N)	101.86 ± 0.18
CfA σ_1, σ_2 (km s $^{-1}$)	0.44 / 0.95
CfA $N_{\text{obs},1}, N_{\text{obs},2}$	44 / 44
CORAVEL σ_1, σ_2 (km s $^{-1}$)	1.31 / 2.54
CORAVEL $N_{\text{obs},1}, N_{\text{obs},2}$	35 / 31
$N_{\text{Min I}}, N_{\text{Min II}}$	19 / 9

Notes. Δ_{CfA} and Δ_{CORAVEL} are the primary minus secondary velocity offsets, Δ is the global CfA minus CORAVEL shift. The minimum masses and semimajor axis are in units of the solar mass and radius (2015 IAU Resolution B3, see Prša et al. 2016).

Table 4. Times of minimum light for V643 Ori.

HJD (2,400,000+)	σ (days)	Eclipse	Type	Year	Source
26068.325	0.530	1	pg	1930.2487	1
26382.446	0.530	1	pg	1931.1087	1
27482.315	0.530	1	pg	1934.1200	1
27483.341	0.530	1	pg	1934.1228	1
28950.328	0.530	1	pg	1938.1392	1
33354.197	0.530	1	pg	1950.1963	2
37338.324	0.530	1	pg	1961.1042	2
37339.257	0.530	1	pg	1961.1068	2
45673.400	0.057	1	v	1983.9244	2
47193.600	0.046	1	pe	1988.0865	3
47245.930	0.046	1	pe	1988.2298	3
47586.600	0.074	2	pe	1989.1625	3
48268.200	0.074	2	pe	1991.0286	3
48687.525	0.074	2	pe	1992.1767	3
50076.79	0.057	1	v	1995.9803	4
52121.20335	0.031	1	pe	2001.5776	5
52671.57191	0.031	2	pe	2003.0844	5
52697.78540	0.031	1	pe	2003.1562	5
53038.54694	0.031	2	pe	2004.0891	5
53064.70369	0.031	1	pe	2004.1607	5
53405.52748	0.031	2	pe	2005.0938	5
53431.67806	0.031	1	pe	2005.1654	5
53772.48842	0.031	2	pe	2006.0985	5
53798.59786	0.031	1	pe	2006.1700	5
54401.49642	0.031	2	pe	2007.8207	5
54427.67544	0.031	1	pe	2007.8923	5
54978.10783	0.031	2	pe	2009.3993	5
55004.35238	0.031	1	pe	2009.4712	5

Notes. “Eclipse” is 1 for primary minimum, 2 for secondary. “Type” indicates photographic (pg), visual (v), or photoelectric (pe). Sources are: (1) Mauder (1960); (2) Online Bundesdeutsche Arbeitsgemeinschaft für Veränderliche Sterne (BAV) database^a; (3) This paper; (4) Hübscher et al. (1997); (5) Zasche et al. (2011).

^a <http://var2.astro.cz/ocgate/index.php?lang=en>

3. Photometry

3.1. Observations

V643 Ori was observed in the *uvby* photometric system on a total of 119 nights between 1988 and 1994 with the Danish 50 cm Strömgren Automatic Telescope (SAT) and its 6-channel photometer, using a 17" diaphragm. HD 42131, HD 41873, and HD 41143 were selected as comparison stars and were observed alternately with V643 Ori. They were found to be constant to within 4 mmag (rms) throughout the period, and the instrument has also seen extensive use in the same period for other work. Details on the extinction corrections and transformations to the standard system are as described by Olsen (1994).

The light curves contain a total of 559 points in each colour, with typical mean errors for a single differential magnitude of 0.008 mag (*vby*) and 0.010–0.015 mag (*u*); the *y* observations from one season (35 observations on seven nights in 1993) fall ~ 0.02 mag below the rest (presumably due to slight spot activity) and were simply omitted in the following analysis. All 524 remaining observations are avail-

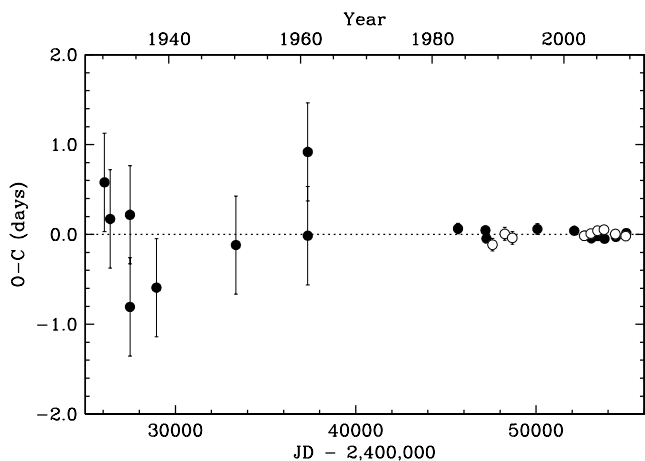


Fig. 2. A plot of the times of minimum listed in Table 4. The period seems to have been constant over 80 years.

able electronically (only) in Table 3, and are shown graphically in Figure 3. The duration of the eclipses is about 5.5 days; Min I shows a total phase of only ~ 16 hours.

Standard *uvby* β indices of V643 Ori at maximum light were measured relative to a grid of standard stars (see Olsen 1993, 1994, for details), and are $V = 9.365 \pm 0.007$, $b - y = 0.812 \pm 0.004$, $m_1 = 0.237 \pm 0.026$, and $c_1 = 0.482 \pm 0.018$ based on 10 measurements, and $\beta = 2.591$ (single measurement).

Times of minimum light determined by the Kwee & van Woerden (1956) method from groups of consecutive nights covering the eclipses are presented in Table 4, along with other such measurements from the literature. No significant period change is detectable, and the final linear ephemeris we derive from a joint analysis with the spectroscopy (Table 2) is:

$$\text{Min I} = \text{HJD } 2,447,193.554 + 52.42136 E. \quad (1)$$

As can be seen Figure 2, the period has been constant within the limitations of the observations, contrary to the speculations of Eggleton & Yakut (2017) on a possible third star in the system.

V643 Ori is well detached, and the primary eclipse, when the cooler and larger secondary is in front, has a short interval of totality (see above), so the luminosity of both stars is accurately determined.

3.2. Light curve solution

We modelled the four *uvby* light curves simultaneously using the Wilson-Devinney light curve model and program (Wilson & Devinney 1971; Wilson 1979) version 2013¹ in mode 2, called within a Markov Chain Monte Carlo (MCMC) framework in order to sample the posterior distributions of the adjusted parameters. The main variables we explored are the surface potentials Ω_1 and Ω_2 , the secondary temperature $T_{\text{eff},2}$, the inclination angle i , and the out-of-eclipse magnitude m_0 for each passband, at phase 0.25. The primary temperature was held fixed at the spectroscopic value $T_{\text{eff},1} = 5210$ K (Section 2).

We also fixed the period and reference epoch of primary eclipse to the values in Eq. 1 and Table 2, but we allowed for

minor phase adjustments $\Delta\phi$ separately for each passband. Scale factors f_σ for the initial photometric uncertainties in *uvby* ($\sigma = 0.02$ mag) were included as free parameters as well, with the addition of appropriate terms to the likelihood function (Gregory 2005). The mass ratio was held at the spectroscopic value of $q = 0.5857$, and gravity darkening exponents (0.32) and bolometric albedos (0.5) set to values appropriate for stars with convective envelopes. To model the local emission from the two stars we used the model atmosphere option in the code. Limb darkening coefficients u_1 and u_2 were taken from the tables of Claret & Bloemen (2011) for the linear law (ATLAS models), as a more complicated treatment is not warranted given the visible distortions in the light curves caused by spots.

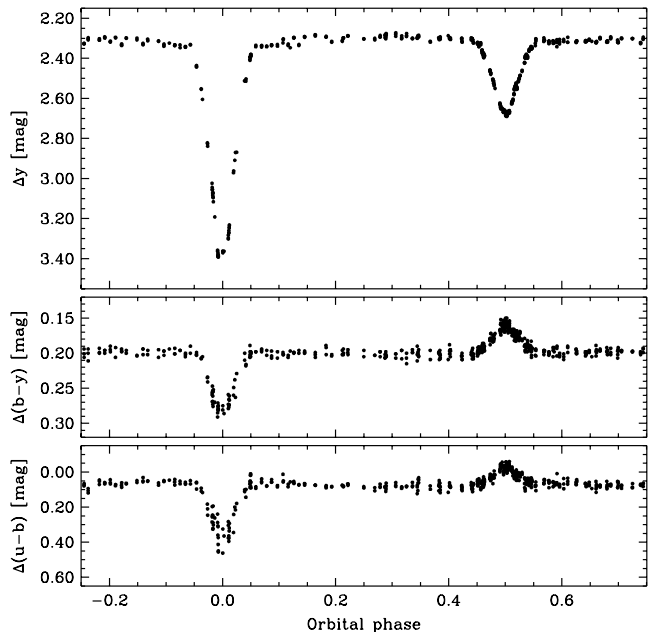


Fig. 3. Differential magnitudes and colors for V643 Ori on the instrumental system.

Our method of solution used the *emcee*² code of Foreman-Mackey et al. (2013), which is a Python implementation of the affine-invariant MCMC ensemble sampler proposed by Goodman & Weare (2010). Convergence was judged by visual inspection of the chains, along with the requirement of a Gelman-Rubin statistic smaller than 1.05 for each parameter (Gelman & Rubin 1992).

Initial runs resulted in an obvious systematic and wavelength-dependent pattern to the residuals during the secondary eclipse, likely related to the presence of spots. We found this could be corrected by allowing the limb darkening coefficient of that star to be a free parameter. The primary limb darkening coefficients were held fixed, as varying them did not improve the residuals any further. Other tests that included third light gave values of L_3 not significantly different from zero that also brought no improvement, so our final runs were carried out with $L_3 = 0$ in all bands. The correlations among some of the key variables may be appreciated in the diagram of Figure 4, generated from our final solution.

Time-correlated noise in the light curves as a result of the presence of spots causes the formal uncertainties of the

¹ <ftp://ftp.astro.ufl.edu/pub/wilson/lcdc2013/>.

² <http://dan.iel.fm/emcee>.

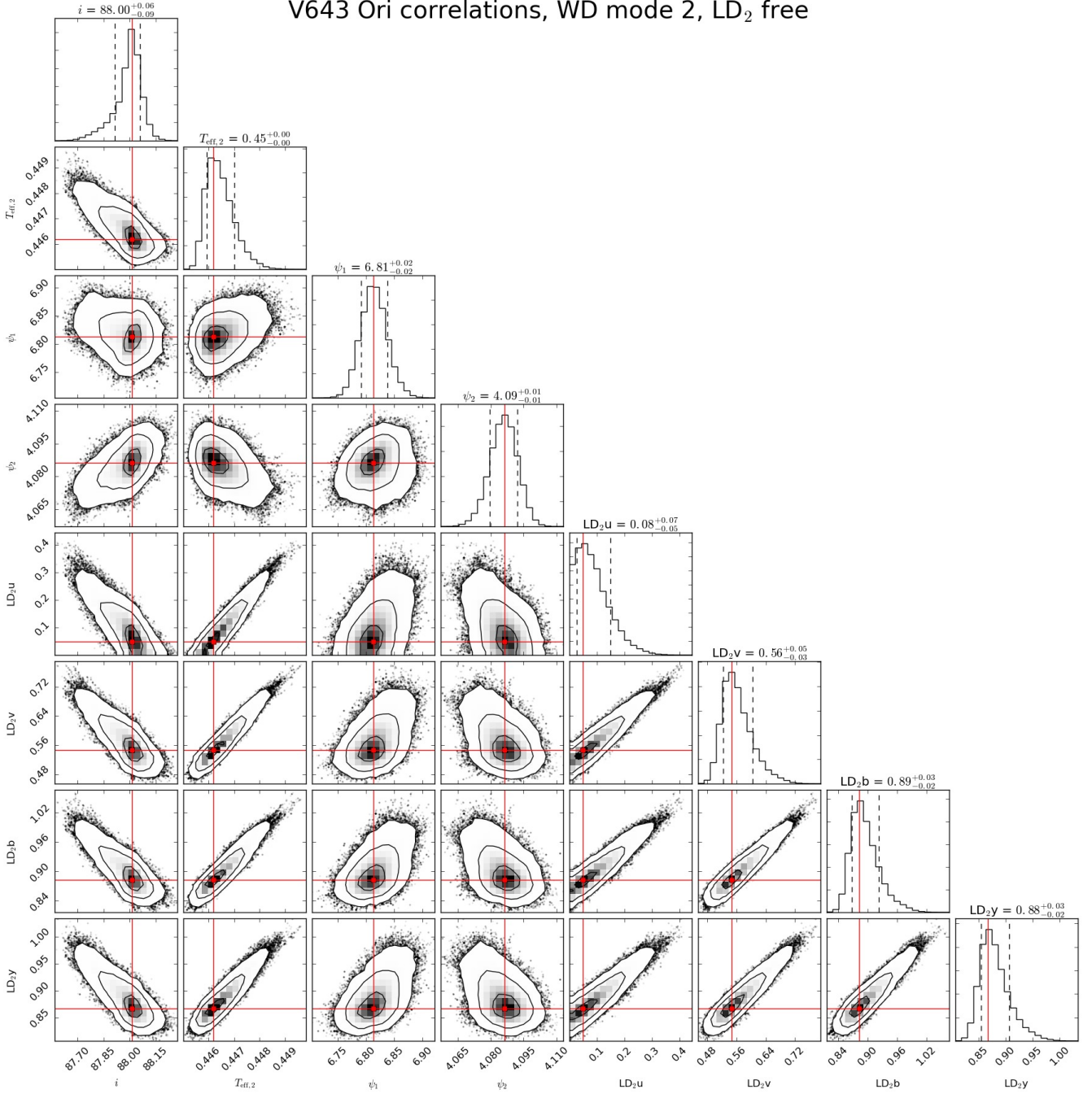
V643 Ori correlations, WD mode 2, LD₂ free

Fig. 4. “Corner plot” (Foreman-Mackey 2016, source code available at <https://github.com/dfm/corner.py>) for V643 Ori, illustrating the correlations among the main fit parameters of our solution. Contour levels correspond to 1, 2, and 3 σ , and the histograms on the diagonal represent the posterior distribution for each parameter, with the mode and internal 68% confidence levels indicated. More realistic errors are discussed in the text

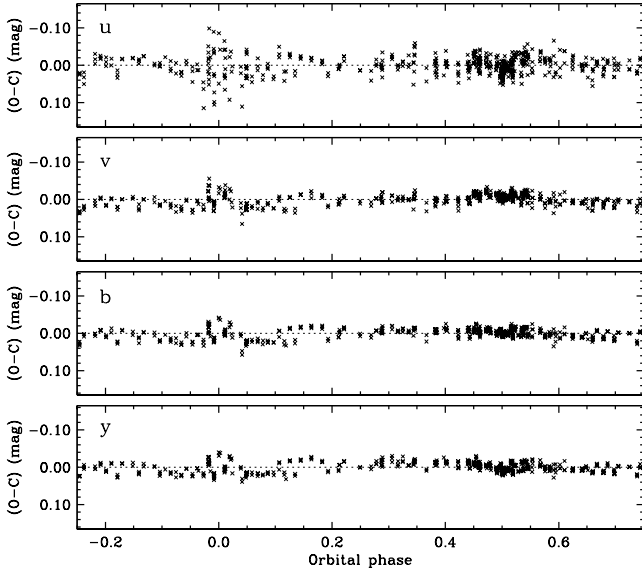
adjusted parameters to be underestimated. To account for this, we carried out a residual permutation exercise in which we simulated *uvby* data sets based on the residuals from our adopted solution below, shifting the residuals by a random number of time steps and adding them back into the adopted model light curves at each time of observation. We generated 50 such artificial data sets and submitted each one to a new MCMC analysis. Each of these used randomly perturbed values for all previously fixed quantities, including the primary limb darkening coefficients, the bolo-

metric albedos, and the gravity darkening exponents (all assumed to be normally distributed around their adopted values, with $\sigma = 0.1$).

We also applied Gaussian perturbations to the mass ratio and primary effective temperature by amounts consistent with their measured uncertainties. We calculated the scatter of the distributions for each parameter, and combined those values in quadrature with the internal errors from our nominal solution to arrive at the final uncertain-

Table 5. Adopted light curve solution for V643 Ori.

Parameter	Primary	Secondary		
Ω	$6.813^{+0.095}_{-0.094}$	$4.085^{+0.023}_{-0.023}$		
r_{pole}	0.1604 ± 0.0024	0.2021 ± 0.0015		
r_{point}	0.1616 ± 0.0025	0.2101 ± 0.0018		
r_{side}	0.1609 ± 0.0024	0.2044 ± 0.0016		
r_{back}	0.1615 ± 0.0025	0.2086 ± 0.0017		
r_{vol}	0.1610 ± 0.0024	0.2052 ± 0.0016		
r_{Roche}	0.429	0.330		
R_2/R_1	1.275 ± 0.018			
i (deg)	$88.02^{+0.34}_{-0.35}$			
$T_{\text{eff},1}$ (K)	5210 (fixed)			
$T_{\text{eff},2}$ (K)	4462^{+96}_{-95}			
ΔT_{eff} (K)	748 ± 51			
Parameter	u	v	b	y
u_1 (fixed)	0.939	0.922	0.795	0.674
u_2	$0.05^{+0.21}_{-0.05}$	$0.54^{+0.13}_{-0.12}$	$0.88^{+0.11}_{-0.10}$	$0.87^{+0.12}_{-0.12}$
ℓ_2/ℓ_1	0.370 ± 0.010	0.445 ± 0.009	0.546 ± 0.010	0.616 ± 0.012
$\Delta\phi$	$-0.00045^{+0.00017}_{-0.00017}$	$-0.00067^{+0.00015}_{-0.00014}$	$-0.00061^{+0.00016}_{-0.00015}$	$-0.00055^{+0.00016}_{-0.00015}$
m_0 (mag)	$2.5768^{+0.0034}_{-0.0034}$	$2.5315^{+0.0031}_{-0.0031}$	$2.4992^{+0.0033}_{-0.0032}$	$2.3027^{+0.0025}_{-0.0025}$
f_σ	$1.297^{+0.052}_{-0.043}$	$0.756^{+0.042}_{-0.039}$	$0.672^{+0.039}_{-0.036}$	$0.671^{+0.042}_{-0.041}$
σ (mag)	0.0260	0.0151	0.0135	0.0134


Fig. 5. Light curve residuals in *uvby* from our final model for V643 Ori.

ties. Table 5 gives the final light curve elements and adopted uncertainties.

4. Discussion

4.1. Absolute dimensions

The preceding sections have described the analysis of our spectroscopic and photometric observations of V643 Ori. We now combine the computed results of Tables 2 and 5

into the coherent, comprehensive and accurate picture of the physical properties of the V643 Ori system in its present state, which is summarised in Table 6.

The absolute masses and all orbital parameters are determined to about 0.5% real accuracy and the radii to 1.5%, or better. Both components are near-spherical and relatively far separated from their Roche lobes (Table 5) as expected, since the orbit has been circularised; V643 Ori is a well-detached system. The measured component rotations are those expected for the observed radii and the period (and inclination) of the circular orbit.

The radiative properties of V643 Ori are less precisely determined. A reddening estimate of $E(B - V) = 0.298 \pm 0.096$ was taken from the tridimensional map of the local interstellar medium of Capitanio et al. (2017) and used to estimate the luminosities of the stars, adopting a distance to V643 Ori of 1270 pc from the *Gaia*/DR2 catalogue. The independent distance estimate we derive, 840 ± 130 pc, is somewhat smaller than the trigonometric value, possibly due to small errors in our (primary) effective temperature, or in the reddening. Thus, the present state of V643 Ori is very precisely determined, thanks both to the very favourable configuration of V643 Ori itself and to our careful analysis to obtain a consistent picture of the system, with few or no loose ends.

4.2. The evolution of V643 Ori

Any attempt to model the evolutionary history of V643 Ori must begin by considering its initial configuration and assigning initial masses to the two stars, and a separation between them or (equivalently) the orbital period of the binary. The task is then to match the present configuration of

Table 6. Physical Properties of V643 Ori.

Parameter	Primary	Secondary
M (\mathcal{M}_{\odot}^N)	3.260 ± 0.019	1.9090 ± 0.0091
R (\mathcal{R}_{\odot}^N)	16.41 ± 0.25	20.91 ± 0.17
a (\mathcal{R}_{\odot}^N)	101.92 ± 0.18	
$\log g$ (dex)	2.521 ± 0.013	2.0782 ± 0.0072
T_{eff} (K)	5210 ± 150	4460 ± 180
$\log L/L_{\odot}$	2.252 ± 0.052	2.194 ± 0.070
M_{bol} (mag)	-0.90 ± 0.13	-0.75 ± 0.17
BC_V (mag)	-0.22 ± 0.11	-0.65 ± 0.18
M_V (mag)	-0.68 ± 0.21	-0.10 ± 0.33
$v_{\text{sync}} \sin i$ (km s $^{-1}$) ^a	15.83 ± 0.24	20.27 ± 0.26
$v \sin i$ (km s $^{-1}$) ^b	17.2 ± 0.3	21.6 ± 0.5
$E(B - V)$ (mag)	0.298 ± 0.093	
A_V (mag)	0.92 ± 0.29	
Dist. modulus (mag)	9.62 ± 0.34	
Distance (pc)	840 ± 130	
π (mas)	1.19 ± 0.19	
$\pi_{\text{Gaia/DR2}}$ (mas)	0.786 ± 0.048	

Notes. The masses, radii, and semimajor axis a are expressed in units of the nominal solar mass and radius (\mathcal{M}_{\odot}^N , \mathcal{R}_{\odot}^N) as recommended by 2015 IAU Resolution B3 (see Prša et al. 2016), and the adopted solar temperature is 5772 K (2015 IAU Resolution B2). Bolometric corrections are from the work of Flower (1996), with conservative uncertainties of 0.1 mag added in quadrature, and the bolometric magnitude adopted for the Sun appropriate for this BC_V scale is $M_{\text{bol}}^{\odot} = 4.732$ (see Torres 2010). See text for the source of the reddening. For the apparent visual magnitude of V643 Ori out of eclipse we used $V = 9.365 \pm 0.020$ (Section 3.1, with a more conservative error). ^(a) Synchronous projected rotational velocity assuming spin-orbit alignment. ^(b) Measured projected rotational velocity (Imbert 1987).

V643 Ori with (i) a single age, (ii) a 52-day circular orbit, and (iii) two evolved, detached, synchronised components, with a physically realistic model for the evolution and mass exchange processes of the stars in V643 Ori. The amounts of mass and angular momentum transferred between the stars, and from the system, may be varied as necessary.

The initial primary star must obviously have been the present secondary, since it is the more highly evolved star, i.e., it must have had a mass above $\sim 2.6 M_{\odot}$, which is half the mass of the present system. If mass is conserved, the present secondary star must have had an initial mass substantially lower than this, since it has received some mass from the primary. Now it has become a $\sim 3.3 M_{\odot}$ evolved star, most likely a clump giant in the core He-burning phase — the longest-lived post-main sequence phase (both stars are detached clump giants).

The simplest possible model, though arguably not the most realistic, is one in which both mass and angular momentum are perfectly conserved during mass transfer, and the orbit remains circular. Under those conditions the initial and final masses and orbital periods are related by

$$\frac{P_{\text{final}}}{P_{\text{init}}} = \left(\frac{M_{1,\text{init}} M_{2,\text{init}}}{M_{1,\text{final}} M_{2,\text{final}}} \right)^3 \quad (2)$$

(see, e.g. Postnov & Yungelson 2014). With the final state known, and the initial secondary mass given by $M_{2,\text{init}} = M_{\text{tot}} - M_{1,\text{init}}$, any choice for the initial orbital period imme-

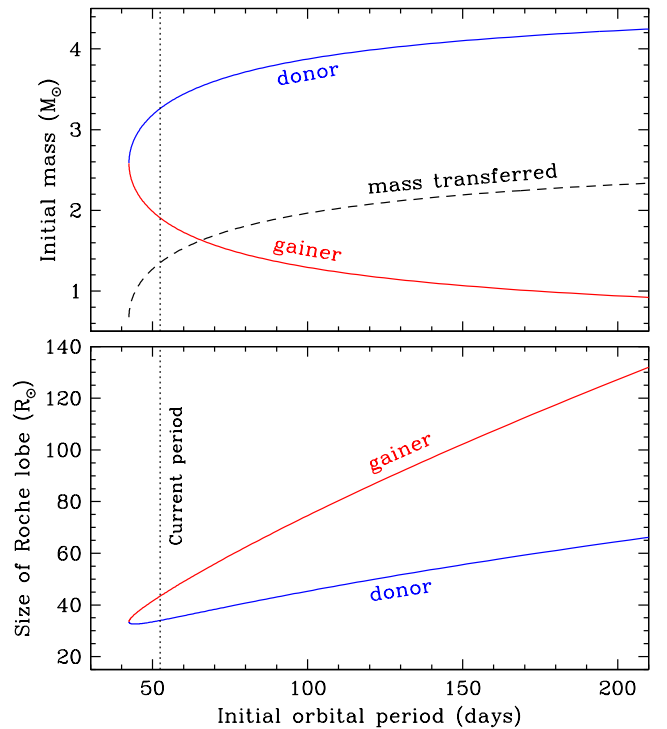


Fig. 6. Initial donor and gainer masses (top) required to match the present masses and orbital period of V643 Ori if total mass and angular momentum are perfectly conserved, as a function of the chosen initial period. The amount of mass transferred is also indicated. The bottom panel shows the size (radius) of the limiting Roche lobe of the donor (and gainer) at the chosen initial orbital period. Mass transfer by Roche lobe overflow begins when the donor reaches this size during its normal evolution.

diately determines the initial primary mass. We illustrate this in Figure 6.

One possible scenario has the V643 Ori system starting out with the present orbital period of 52 days, and with the initial masses reversed from what we measure. The size of the Roche lobe of the original $3.3 M_{\odot}$ donor would be roughly $34 R_{\odot}$. A solar-metallicity evolutionary track calculated with the MESA code (Paxton et al. 2011, 2013, 2015) shows that a normal star of that mass would reach this size near the tip of the giant branch (first ascent), at an age of about 290 Myr, triggering “Case B” mass transfer by Roche lobe overflow (RLOF). Conservation of angular momentum dictates that the orbit must shrink as mass flows from the donor to the less massive gainer until the masses become equal.

With the equation above we calculate that at this point the orbital period reaches a minimum of about 42 days, implying a separation near $90 R_{\odot}$. The $\sim 33 R_{\odot}$ Roche lobes of the two stars are thus well separated, consistent with the notion of conservation of mass.

As the transfer of material in this idealized scenario continues, the orbit widens again, and mass exchange ceases when the donor retreats as a core helium burning (CHB or ‘clump’) giant inside its $\sim 44 R_{\odot}$ Roche lobe at the present 52-day period.

By then the former secondary has accreted about $1.4 M_{\odot}$ worth of Population I material, and ends up appearing as a fairly typical $3.3 M_{\odot}$ clump giant. Comparison of its measured properties with those predicted from a

MESA evolutionary track shows it to have the right luminosity for a clump giant, while being slightly smaller and hotter than expected. On the other hand the original primary star, now less massive, but also a CHB giant with a $\sim 0.6M_{\odot}$ He core, is overluminous, large, and cool for its mass, compared to a normal clump giant, but still fitting comfortably inside its Roche lobe.

While matching many of the present properties of the system, the configuration explored above, with an initial orbital period that is the same as the current one, is of course completely arbitrary and many other choices of initial configuration are possible, according to Figure 6, all leading to the same final masses and period.

A somewhat more realistic scenario would account for the possibility of mass and angular momentum loss from the system. This may occur, e.g., if a fraction β of the mass that reaches the vicinity of the gainer is then ejected as a fast, isotropic wind with the specific angular momentum of the gainer. Under those conditions the relationship between the initial and final periods becomes

$$\frac{P_{\text{final}}}{P_{\text{init}}} = \left(\frac{q_{\text{init}}}{q_{\text{final}}} \right)^3 \left(\frac{1 + q_{\text{init}}}{1 + q_{\text{final}}} \right)^2 \left(\frac{1 + (1 - \beta)q_{\text{final}}}{1 + (1 - \beta)q_{\text{init}}} \right)^{\frac{8-5\beta}{1-\beta}} \quad (3)$$

(see, e.g., Tauris 1996; Soberman et al. 1997), in which the mass ratio is defined as $q \equiv M_1/M_2$ and star 1 is the donor. The orbit is assumed to remain circular throughout.

For a given initial donor mass, Figure 7 shows the initial gainer mass and initial orbital period that are required in order to reach the present masses and period after the end of RLOF. This is given as a function of the fraction β of mass transferred that is lost from the system in the manner described above.

Other properties of the system resulting from this non-conservative scenario may also be seen in the figure, including the initial radius of the donor's Roche lobe, and the age of the star when it evolves to reach that size, and mass transfer begins. When $\beta = 0$, Eq. 3 reduces to Eq. 2 and the results are exactly the same as in the strictly conservative scenario considered earlier. The non-conservative scenario has one more free parameter than the conservative case, and as before, there are many possible sets of initial conditions that lead to the current configuration.

The Soberman et al. (1997) formalism is general enough that other mechanisms of mass and angular momentum loss may be explored as well. One is a spherically symmetric outflow from the donor star in the form of a fast, magnetized wind, carrying with it the specific angular momentum of the donor — not unlikely in view of the observed spot(s) presumably on the present secondary (cooler star). Another is mass loss to a circumbinary accretion ring. As an example, the first of these mechanisms is illustrated in Figure 7 by the dotted lines, calculated for a loss of 5% of the transferred mass (parameter α in the notation of Soberman et al. 1997) through an isotropic wind. The effect is quite significant, especially at the higher initial donor masses.

Unfortunately, these increasingly complex scenarios add more free parameters but bring us no closer to a unique solution for V643 Ori. They give us no detailed information about what transpires during mass transfer, which will surely result in very different stellar structures and final sizes and temperatures for the two stars (both of which are well determined) for any given choice of initial conditions.

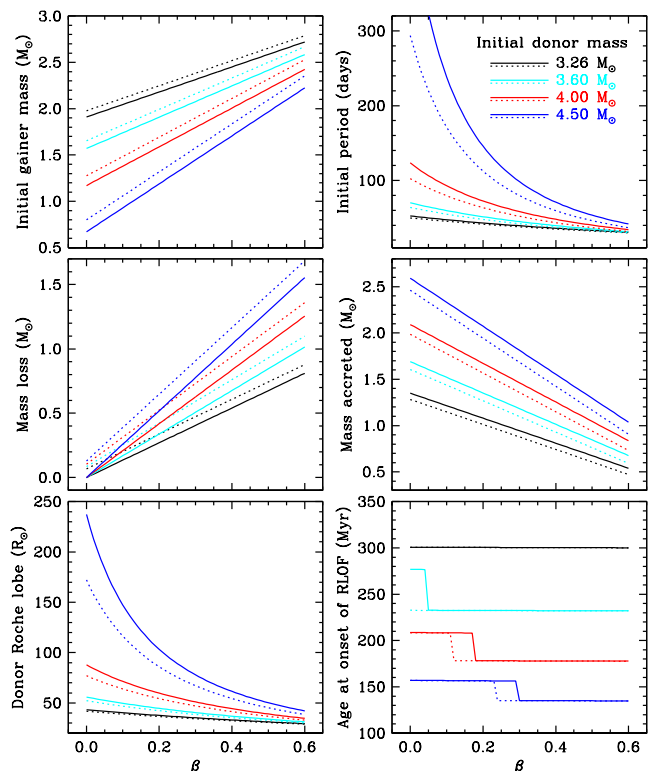


Fig. 7. Initial conditions and other properties of the V643 Ori system under non-conservative mass transfer, calculated with the formalism of Soberman et al. (1997). Results are plotted for four initial donor masses (labeled), as a function of the fraction β of the mass transferred from the donor that is ejected from the system in the vicinity of the gainer. The middle panels represent the amount of mass lost, and the amount of material that is actually accreted by the gainer. The bottom panels give the size of the donor's Roche lobe at the initial period (left), and the age of the system (right) when the donor triggers mass transfer as it reaches that size, according to MESA models for normal solar-metallicity stars. The discontinuities in the age sequences as β increases are the result of the initial donor switching from attaining the critical (Roche-lobe) radius during the asymptotic giant branch phase (larger sizes) to reaching it on the first ascent of the giant branch (smaller radii, hence younger ages). Dotted lines in all panels show how the results change when an additional 5% of the mass transferred is lost to the system via an isotropic wind from the donor star (see text).

Furthermore, these scenarios may still be too simplistic; more detailed modelling would be desirable to account for other forms of mass and angular momentum loss from the system that may be at work, as well as for the evolution of the initial orbital eccentricity and rotation rates due to tides (since we know that the present system is circular and synchronised), and even for a possible common-envelope phase. This should allow important additional constraints such as the measured radii and temperatures of the components to narrow the range of possible solutions, ideally down to a single one.

At our request, attempts in that direction were carried out by J. Andrews using the BSE code (Hurley et al. 2002) and also by A. Dotter with the more sophisticated MESA binary code (Paxton et al. 2015). Both computer programmes make tradeoffs and have their own limitations: BSE is able to follow the binary system through the common-envelope phase in an approximate way, but makes

many simplifications in dealing with evolution; MESA treats stellar evolution more rigorously, but cannot handle the common-envelope phase. As a result, neither experiment succeeded in identifying a plausible initial state leading to the current properties of the system.

With BSE, a wide range of initial properties leads to the system entering a common-envelope phase, from which it emerges with masses and/or an orbital period very different from what we measure. The attempts to model the system with MESA, on the other hand, seem to fail because it is not designed for systems in which mass transfer begins when the donor is already a giant, as is likely the case for V643 Ori. In the end, therefore, these efforts were less satisfactory than the simpler calculations described above.

5. Conclusion

Our original goal of properly modelling in detail the evolution of V643 Ori, taking into account the exchange of mass and angular momentum and their loss from the stars and from the system itself, thus eluded us, even though the end product — the present system — was so precisely specified. At the present time, theoretical models (especially for convective giant stars) seem inadequate to treat these processes in sufficient detail to allow the use of all observational constraints at the same time, and in that way to identify a unique solution.

In the meantime, we have at least explored the variation of the masses and orbital period under conservative and non-conservative scenarios, though without following the evolution of other stellar properties in any detail. When full models allowing this finally do become available, we shall have at least one carefully observed system and its properties to look for!

Acknowledgements. Service observers J. Caruso, R. Davis, R. Stefanik, and J. Zajac helped with the spectroscopic observations, and several SAT observers included V643 Ori in their programmes; we thank them all. Jeff Andrews and Aaron Dotter spent considerable time in trying to model the evolution of V643 Ori with MESA and other suites of evolutionary codes, and P. Maxted helped early on with the determination of the stellar properties. JVC participated fully in the observations and their reduction, so he clearly merits posthumous co-authorship, but he obviously bears no responsibility for the analysis and final text of the paper.

We thank the careful anonymous referee for providing very helpful comments on the original manuscript, which led to extensive modifications. GT acknowledges partial support from the NSF through grant AST-1509375, and the use of the Danish telescopes on La Silla was supported by the then Danish Natural Science Research Council (now the Independent Research Fund Denmark | Natural Sciences). This research has made use of the SIMBAD database, operated at the CDS, Strasbourg, France, and of NASA's Astrophysics Data System Abstract Service.

References

Baranne, A., Mayor, M., Poncet, J. L. 1979, *Vistas in Astron.*, 23, 279
Benz, W., & Mayor, M. 1981, *A&A*, 93, 235
Benz, W., & Mayor, M. 1984, *A&A*, 138, 183
Capitanio, L., Lallement, R., Vergely, J. L., Elyajouri, M., & Monreal-Ibero, A. 2017, *A&A*, 606, A65
Claret, A., & Bloemen, S. 2011, *A&A*, 529, A75
Eggleton, P. P., & Yakut, K. 2017, *MNRAS*, 468, 3533
Flower, P. J. 1996, *ApJ*, 469, 355
Foreman-Mackey, D., Hogg, D. W., Lang, D., & Goodman, J. 2013, *PASP*, 125, 306
Foreman-Mackey, D. 2016, *The Journal of Open Source Software*, 24, <http://dx.doi.org/10.5281/zenodo.45906>

Gelman, A., & Rubin, D. B. 1992, *Statistical Science*, 7, 457
Goodman, J., & Weare, J. 2010, *Commun. Appl. Math. Comput. Sci.*, 5, 65
Gregory, P. C. 2005, *ApJ*, 631, 1198
Hübner, J., Agerer, F., Hassforther, B., & Wunder, E. 1997, *BAV Mitteilungen*, Nr. 101, 2
Hurley, J. A., Tout, C. A., & Pols, O. R. 2002, *MNRAS*, 329, 897
Imbert, M. 1987, *A&AS*, 71, 69
Kwee, K. K., & van Woerden, H. 1956, *Bull. Astron. Inst. Netherlands*, 12, 327
Latham, D. W. 1992, in *IAU Coll. 135, Complementary Approaches to Double and Multiple Star Research*, ASP Conf. Ser. 32, eds. H. A. McAlister & W. I. Hartkopf (San Francisco: ASP), 110
Latham, D. W., Nordström, B., Andersen, J. et al. 1996, *A&A*, 314, 864
Latham, D. W., Stefanik, R. P., Torres, G., et al. 2002, *AJ*, 124, 1144
Mauder, H. 1960, *Veröff Reimeis-Sternw. Bamberg*, band V, No. 7
Nordström, B., Latham, D. W., Morse, J. A., et al. 1994, *A&A*, 287, 338
Olsen, E. H. 1993, *A&A*, 102, 89
Olsen, E. H. 1994, *A&A*, 106, 257
Paxton, B., Bildsten, L., Dotter, A., et al. 2011, *ApJS*, 192, 3
Paxton, B., Cantiello, M., Arras, P., et al. 2013, *ApJS*, 208, 4
Paxton, B., Marchant, P., Schwab, J., et al. 2015, *ApJS*, 220, 15
Postnov, K. A., & Yungelson, L. R. 2014, *Living Reviews in Relativity*, 17, 3
Prša, A., Harmanec, P., Torres, G., et al. 2016, *AJ*, 152, 41
Soberman, G. E., Phinney, E. S., & van den Heuvel, E. P. J. 1997, *A&A*, 327, 620
Tauris, T. M. 1996, *A&A*, 315, 453
Torres, G. 2010, *AJ*, 140, 1158
Torres, G., Neuhäuser, R., & Guenther, E. W. 2002, *AJ*, 123, 1701
Torres, G., Sandberg Lacy, C. H., Pavlovski, K., Fekel, F. C., & Mutterspaugh, M. W. 2015, *AJ*, 150, 154
Wilson, R. E. 1979, *ApJ*, 234, 1054
Wilson, R. E., & Devinney, E. J. 1971, *ApJ*, 166, 605
Zasche, P., Uhlar, R., Kucáková, H., & Svoboda, P. 2011, *IBVS*, 6007
Zucker, S., & Mazeh, T. 1994, *ApJ*, 420, 806