

# In-Band Pilot Overhead in Ultra-Reliable Low Latency Decode and Forward Relaying

Parisa Nouri, Hirley Alves, Richard Demo Souza\*, and Matti Latva-aho

Centre for Wireless Communications (CWC), University of Oulu, Finland

\* Federal University of Santa Catarina (UFSC), Brazil

{Parisa.Nouri, Hirley.Alves, and Matti.Latva-aho}@oulu.fi, \*richard.demo@ufsc.br

**Abstract**—In URLLC the performance of short message communications highly depends on the training sequence length due to the stringent latency and reliability requirements. In this paper, we study the performance of cooperative and non-cooperative transmissions under imperfect channel estimation and Rayleigh fading for URLLC. We assume a peak power constraint on pilot symbols in addition to the average power constraint which is used for comparison purposes. We obtain the optimal training length as a function of blocklength and power constraint factor to meet the URLLC requirements. Moreover, the simulation results show the impact of pilot overhead on reliability, latency, and goodput of cooperative communications compared to point-to-point transmission.

**Index Terms**—Finite blocklength, relaying, pilot estimation, URLLC, power constraint, latency.

## I. INTRODUCTION

The fifth generation (5G) of the cellular systems inherently handles three essential use cases, namely enhanced mobile broadband (eMBB), massive Machine-Type Communications (mMTC) and Ultra-Reliable Low Latency Communications (URLLC) [1]. URLLC, which is a key design aim in 5G, supports short packet transmissions with ultra-high reliability and low latency in order of milliseconds which is compatible with different applications such as road safety, industrial control, and vehicle to vehicle communications, where a failure leads to drastic subsequences [2], [3].

During the past couple of years, short packet transmission has gained much attention from academia and industry since the majority of theoretical works assume infinite blocklengths (IFB). Stringent latency and reliability requirements of URLLC with FB may be hard to achieve with traditional communication techniques. Our prior work in [4] and [5] shows that cooperative relaying is a potential solution to guarantee ultra-reliability and meet URLLC requirements. A large body of work has studied, the impact of cooperative diversity in several systems and channel models. For instance, a comprehensive study of existing cooperative schemes is provided in [6]. However, the impact of cooperative relaying on the performance of communications is generally studied under the ideal assumption of Shannon channel coding theorem where there is no bound on the communication blocklength, in other words, the system works under IFB regime and error-free communication is theoretically possible [7], [8]. However, in [9] the authors show the existence of a significant performance loss with finite blocklength (FB) compared to the Shannon limit. On the other hand, most wireless communication systems apply periodic pilot signals to estimate the channel

before data detection. Channel estimation overhead is one of the key characteristics of wireless systems which greatly affect the minimum transmission delay. Channel estimation quality enhances with the number of pilot symbols; however, the increase in the length of training reduces the effective data rate and wastes resources that could be used for data symbols [10]. Different factors such as mobility, environment and multipath fading, which change the channel conditions during the transmission time, lead to random fluctuations in the power of the received signal and complicate the channel estimation task [11].

The performance of wireless communications under imperfect CSI has been extensively studied in the literature. For example, [12] study the performance of cognitive multihop relay networks. Authors propose a backoff control power technique to deal with such imperfection due to the fact that the efficiency of such networks is bounded by the channel uncertainty. The impact of the training length on the performance of high mobility systems is studied in [13]. Authors quantify the optimal number of pilots in such a way that the lower bound of the spectral efficiency is maximized. Authors in [14] provide the error probability in closed form, considering the joint impact of imperfect CSI at the transmitter and FB coding, where the performance of wireless systems under fixed rate and rate adaptation schemes is investigated. Systems with rate adaptation outperform systems working at a fixed rate, although the former require more channel uses for the training sequence. However, the work in [14] does not apply to URLLC as the rate adaptation technique causes random delay due to the variation of data rate from the slot to slot and data stays in a queue for some random time. Authors in [15], study the pilot overhead optimization in an ultra-reliable short packet point-to-point communication system in terms of achievable rates. They compare the optimal overhead in block fading and continuous fading channels subject to FB coding and IFB coding. They indicate that the optimal pilot overhead is almost similar in both fading channels since block fading channels are a specific case of continuous fading models and they can be unified in the context of training based communications [10]. Moreover, the optimal size of pilot estimation decreases with transmit power and increases with Doppler frequency.

Clearly, there is a need to study the impact of pilot overhead in the context of URLLC. The performance and design of wireless systems highly depend on the channel conditions which motivates us to examine the impact of channel knowledge in URLLC. Differently from our previous works [4], [5] which assume ideal channel esti-

mation, herein we aim to investigate the impact of channel estimation overhead on the performance of decode-and-forward (DF) cooperative communications in URLLC. The contributions of this work are: *i*) we extend our previous works in [4] and [5] by studying the impact of channel estimation on cooperative communications over Rayleigh fading channels subject to two distinct power constraints; peak power constraint (PPC) and average power constraint (APC) *ii*) we indicate the impact of PPC factor on URLLC performance metrics such as minimum latency and goodput in cooperative and non-cooperative transmissions with optimal training overhead, *iii*) we illustrate the impact of peak power constraint factor on the training sequence and derive the optimal number of pilots in closed form.

The rest of this paper is organized as follows. Section II presents the system and channel models. Section III discusses the outage probability of cooperative communications with FB, and Section IV presents the simulation results. Section V concludes the paper.

## II. SYSTEM AND CHANNEL MODELS

Consider a DF relaying scenario that consists of a source  $S$ , a destination  $D$  and a relay  $R$ . The direct link  $S$ - $D$ , backhaul link  $S$ - $R$  and relay link  $R$ - $D$  are respectively denoted by  $Z$ ,  $X$  and  $Y$ , and each transmission takes  $n_S$  channel uses in the broadcasting phase and  $n_R$  channel uses in the relaying phase where  $n_p$  channel uses out of the total channel uses is allocated to channel estimation as illustrated in Fig. 1. The distance of the direct link is normalized as  $d_{SD} = 1$  and  $R$  can move between  $S$  and  $D$ ; hence,  $d_{SR} = \beta$  and  $d_{RD} = 1 - \beta$ . In this scenario, in the broadcasting phase  $S$  sends the message to  $D$  and  $R$ ; in the relaying phase, if it decoded the message correctly,  $R$  forwards the message to  $D$ . The received signal in the broadcasting phase at  $D$  and  $R$  are  $y_1 = h_Z x + w_Z$  and  $y_2 = h_X x + w_X$ , respectively, and if  $R$  collaborates with  $S$ , the received signal at  $D$  is  $y_3 = h_Y x + w_Y$ , where  $x$  is the transmitted signal with power  $P$  and  $w_i, i \in \{X, Y, Z\}$  is noise, modeled as Gaussian where  $w_i \sim \mathcal{CN}(0, 1)$ . The Rayleigh fading channels in  $S$ - $D$ ,  $S$ - $R$  and  $R$ - $D$  links are denoted by  $h_Z$ ,  $h_X$  and  $h_Y$ , respectively where  $h_i$  is a zero mean circularly symmetric complex Gaussian random variable with unit variance  $\sigma^2 = 1$ . In a DF-based cooperative transmission, the instantaneous SNR for each link depends on the total power constraint  $P = P_S + P_R = \eta P + (1 - \eta)P$ , and are given by  $\Omega_Z = \eta d_{SD}^{-\alpha} P |h_Z|^2$ ,  $\Omega_X = \eta d_{SR}^{-\alpha} P |h_X|^2$  and  $\Omega_Y = (1 - \eta) d_{RD}^{-\alpha} P |h_Y|^2$ , where  $\eta$  is the power allocation factor between  $S$  and  $R$  and  $\alpha$  is the path loss; thus, the average SNR in each link are  $\gamma_Z = \eta d_{SD}^{-\alpha} P$ ,  $\gamma_X = \eta d_{SR}^{-\alpha} P$  and  $\gamma_Y = (1 - \eta) d_{RD}^{-\alpha} P$ .

According to Fig. 1, in-band pilot transmission consists of a training phase and a data transmission phase. The received signal in the training phase is  $y_{t_i} = h_i x_t + w_i$  where  $i \in \{X, Y, Z\}$  and  $\|x_t\|^2 = n_p P$ , where  $n_p$  is the number of pilot symbols. We consider the use of the minimum mean square error (MMSE) approach to estimate the channel coefficient as  $\hat{h}_i = \mathbb{E}\{h_i | y_{t_i}\} = \frac{\sigma^2}{\sigma^2 \|x_t\|^2 + 1} x_t^\dagger y_{t_i}$  [11], where

$$\hat{h}_i \sim \mathcal{CN}\left(0, \frac{\sigma^4 \|x_t\|^2}{\sigma^2 \|x_t\|^2 + 1}\right) = \mathcal{CN}(0, \sigma_{\hat{h}_i}^2), \quad (1)$$

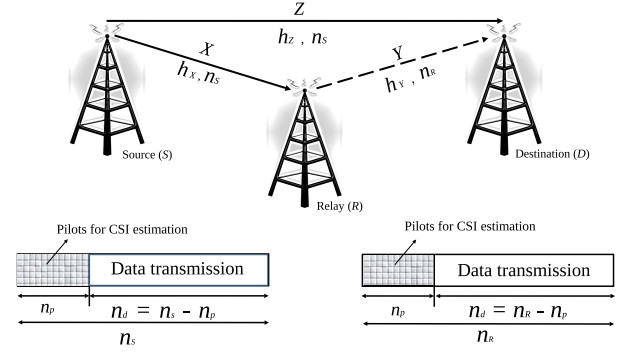


Fig.1. System model and packet structure of in-band pilot overhead for relaying scenario. Broadcasting and relaying phases are indicated with solid and dashed lines, respectively.

and the error in the channel estimation is assumed to be Gaussian as

$$\tilde{h}_i \sim \mathcal{CN}\left(0, \frac{\sigma^2}{\sigma^2 \|x_t\|^2 + 1}\right) = \mathcal{CN}(0, \sigma_{\tilde{h}_i}^2). \quad (2)$$

With the knowledge of the channel condition at the receiver, the received signal can be written as  $y_{d_i} = \hat{h}_i x_d + \tilde{h}_i x_d + w_i = \hat{h}_i x_d + w_{\text{eff}_i}$ , where additive noise and residual channel estimation error are combined in  $w_{\text{eff}_i}$  [11]. The main difference between the received signals in the training and data transmission phases is that the channel in the latter phase is known to the receiver. According to the orthogonality property of MMSE estimations, where  $\sigma_{\tilde{h}_i}^2 = 1 - \sigma_{\hat{h}_i}^2$ , the effective SNR  $\gamma_{\text{eff}}$  seeing at the receiver is [15]

$$\gamma_{\text{eff}} = \frac{\sigma_{\hat{h}_i}^2 \sigma_d^2}{1 + \sigma_{\tilde{h}_i}^2 \sigma_d^2} = \frac{\sigma_d^2 (1 - \sigma_{\tilde{h}_i}^2)}{1 + \sigma_{\tilde{h}_i}^2 \sigma_d^2} = \frac{1 + \sigma_d^2}{1 + \sigma_{\tilde{h}_i}^2 \sigma_d^2} - 1, \quad (3)$$

where  $\sigma_d^2$  is the data mean power [15]. Thus, we should find the optimal number of pilot symbols which maximizes  $\gamma_{\text{eff}}$  or, in other words, minimizes the mean square error  $\sigma_{\tilde{h}_i}^2$ .

In the following, we examine the performance of such a communication under two distinct policies: APC and PPC.

*1) Average Power Constraint (APC):* We consider an average power constraint as  $\mathbb{E}\{|x|^2\} \leq nP$ , where the power budget is distributed among data and pilot symbols. This scenario could be optimal if we send a single pilot with high power since increasing the size of the pilot sequence decreases the outage probability at the cost of an increased delay. We allocate an optimal fraction of the power budget  $\psi$  to the pilot symbol, where the effective SNR is calculated according to [11, §15] as

$$\gamma_{\text{eff}_{\text{APC}}} = \frac{nP (1 + D - \sqrt{F}) (\sqrt{F} - D)}{(n - 2)\sqrt{F}}, \quad (4)$$

where  $D = n + nP - 1 / (n - 2)nP$  and  $F = \frac{(n-1)(n^2 P (1+P) + n-1)}{(n-2)^2 n^2 P^2}$ . Hence, increasing the power of pilot or increasing the number of pilots decreases the power to be used in data.

*2) Peak Power Constraint (PPC):* Since pilot power subject to APC increases with blocklength and in practice, increasing the pilot power beyond a limit is in general not possible, we consider a peak power constraint on the pilot symbols as  $|x_t|^2 \leq \kappa P$  in addition to the average constraint, where  $\kappa$  is the peak power constraint factor, and PPC activates if  $\psi nP > \kappa P$  [11]. The optimal number

of pilot symbols is the one that maximizes the effective SNR. Thus, considering  $\|x_t\|^2 = \kappa n_p P$ , the effective SNR subject to PPC is

$$\gamma_{\text{effPPC}} = \frac{n_p \kappa (n - n_p \kappa) P^2}{(n - n_p \kappa + (n - n_p) n_p \kappa) P + n - n_p}, \quad (5)$$

where the optimum number of pilot symbols with unbounded  $\kappa$  would be 1, but the optimum transmit power would be too large [11]. The optimal number of pilot symbols which maximizes  $\gamma_{\text{effPPC}}$  obtains through the numerical derivative of (5) with respect to  $n_p$ , as

$$\frac{\partial \gamma_{\text{effPPC}}}{\partial n_p} = (\kappa^2 P^2 + \kappa^3 P^3 - n \kappa^3 P^3 + n \kappa^2 P^3) n_p^2 - (2 n \kappa^2 P^2 + 2 n \kappa^2 P^3) n_p + (n^2 \kappa P^2 + n^2 \kappa P^3) = 0, \quad (6)$$

where the positive root of the polynomial function is the optimal size of the training sequence. Hence,

$$n_{p\text{opt}} = \frac{-B \pm \sqrt{B^2 - 4AC}}{2A}, \quad (7)$$

where  $A = \kappa^2 P^2 + \kappa^3 P^3 - n \kappa^3 P^3 + n \kappa^2 P^3$ ,  $B = -2 n \kappa^2 P^2 - 2 n \kappa^2 P^3$  and  $C = n^2 \kappa P^2 + n^2 \kappa P^3$ .

In this work, we assume that the source immediately transmits with a fixed coding rate and rely on the average SNR of each link due to the timing constraint where we do not have a large tolerance for latency with respect to the whole transmission time. Optimizing the number of pilots according to the performance of the relay improves the performance of the communication at the cost of higher latency and more sophisticated implementation procedure.

### III. PERFORMANCE ANALYSIS OF RELAYING UNDER FINITE BLOCKLENGTH

In single-hop communication, first  $k$  information bits are encoded into a codeword of  $n$  symbols, which is forwarded to a decoder via the wireless channels. Afterwards, the decoder maps the channel outputs into an estimate of the information bits. Hence, the coding rate is given by the ratio of the information bits  $k$  to the total number of channel uses  $n$ ,  $\mathcal{R} = k/n$  [2]. Authors in [9], indicate that assuming the coding rate as  $k/n$  under the FB regime does not guarantee the outage probability as small as desired, due to the ultra-reliable constraint,  $n$  should be very large and so  $\mathcal{R} \rightarrow 0$ . Hence, the maximum coding rate  $\mathcal{R}^*(n, \epsilon)$  in bits per channel uses (bpcu) for single-hop communication with finite blocklength  $n$ , outage probability  $\epsilon$  and the average SNR  $\gamma$  is

$$\mathcal{R}^*(n, \epsilon) = C(\gamma) - \sqrt{\frac{V(\gamma)}{n}} Q^{-1}(\epsilon) \log_2 e, \quad (8)$$

where,  $C(\gamma) = \log_2(1 + \gamma)$  and the channel dispersion is  $V(\gamma) = \gamma(2 + \gamma)/(1 + \gamma)^2$ , where  $\frac{1}{n} \sum_i^n |x_i|^2 \leq \gamma$  holds in AWGN channels [2]. According to (8), the maximum achievable coding rate with FB coding increases by blocklength  $n$ , however, there would be a performance gap compared to the Shannon capacity as shown in [7, Fig. 1]. According to (8), outage probability of any block fading channel is given by [2]

$$\epsilon \approx \mathbb{E} \left[ Q \left( \sqrt{n} \frac{C(\gamma|h^2) - \mathcal{R}^*(n, \epsilon)}{\sqrt{V(\gamma|h^2)}} \right) \right], \quad (9)$$

where the expectation is taken over the channel distribution. By keeping in mind the importance of using FB coding to overcome the challenges that machine-type communications will face in 5G networks, authors in [16] also mention the necessity of using FB coding with block fading channels since IFB coding overestimates resource allocation under block fading channels.

The outage probability in (9) does not have a closed-form expression, but it can be tightly approximated as

$$\epsilon = 1 - \frac{\zeta}{\sqrt{2\pi}} \exp(-\theta) \left[ \exp\left(\sqrt{\frac{\pi}{2\zeta^2}}\right) - \exp\left(-\sqrt{\frac{\pi}{2\zeta^2}}\right) \right], \quad (10)$$

where  $\theta = \frac{2^{\mathcal{R}} - 1}{\gamma}$ ,  $\zeta = \gamma \mu \sqrt{2\pi}$  and  $\mu = \sqrt{\frac{n/2\pi}{e^{2\mathcal{R}} - 1}}$  [17]. The accuracy of the approximated outage probability in (10) is illustrated in [18, Fig. 3]. It should be noted that the effect of channel estimation errors is seen in the effective SNR  $\gamma_{\text{eff}}$  which is then used in the outage expression.

#### A. Decode-and-Forward (DF)

Transmissions from  $S$  and  $R$  are coherently combined at the receiver. The instantaneous SNR after  $S$  and  $R$  transmissions is  $\gamma_W = \gamma_Z + \gamma_Y$  [19]. Outage probability is given by [4]

$$\epsilon_{\text{DF}} = \epsilon_Z \left( \epsilon_X + (1 - \epsilon_X) \frac{\epsilon_{\text{SRD}}}{\epsilon_Z} \right), \quad (11)$$

where  $\epsilon_{\text{SRD}}$  [4, §6] is the outage probability after maximum ratio combining of the transmissions from  $S$  to  $D$ . The ratio  $\frac{\epsilon_{\text{SRD}}}{\epsilon_Z}$  comes from the conditioning of  $\epsilon_{\text{SRD}}$  on the fact that the transmission from  $S$  to  $D$  failed. Notice that  $\epsilon_Z$  and  $\epsilon_X$  are calculated according to (10), where  $\zeta$  is updated with  $P_S = \eta \gamma_{\text{eff}}$ ,  $P_R = (1 - \eta) \gamma_{\text{eff}}$  and  $\mu$  with  $n = n_S, n = n_R$ .

#### B. Direct Transmission

In point-to-point communications, source sends the message directly to the destination. The outage probability is calculated as in (10), where  $\gamma$  and  $\mu$  are updated with  $P = P_S$  and  $n = n_S$ , respectively.

### IV. NUMERICAL RESULTS

In the numerical results, unless stated otherwise, we assume  $\mathcal{R} = 0.5$  (bpcu),  $\kappa = 3$ , maximum transmit power per link as 10 dB and that  $R$  is between  $S$  and  $D$ , with  $\beta = 0.5$ ,  $\eta = 0.5$ , and path loss as  $\alpha = 4$ . The assumed ultra-reliable region (URR), where the outage probability is  $10^{-3}$  and 99.9% reliability is guaranteed, is shaded in gray in the following plots, and its most loose constraint with 99.9% reliability is denoted with a red line.

Fig. 2 compares the performance of training-based cooperative and non-cooperative schemes subject to APC and PPC, with the case of perfect CSI (PCSI). Under APC, we send a single pilot with high power where the pilot power increases by  $n$ , while under PPC, we send an optimal number of pilots based on the maximum transmit power and value of  $\kappa$ . Performance of both cooperative and non-cooperative transmissions subject to APC and PPC is highly close in the entire range. In communications subjected to APC, we have to allocate about half of the power budget to a single pilot at low SNR regime, while with PPC, we spread that amount of power among several pilots, and so, we improve the channel estimation while



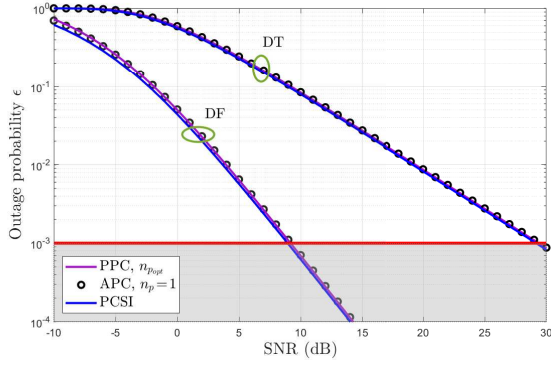


Fig.2. Comparing the performance of cooperative and non-cooperative transmissions under APC and PPC.

the pilot power does not go beyond the power threshold. In addition, we can clearly see the superiority of cooperative transmissions over non-cooperative one. The cooperative technique provides higher reliability with lower transmit power compared to the point-to-point transmission.

In Fig. 3, we indicate the impact of  $\kappa$  on the optimal length of the training sequence. It can be clearly seen that the number of pilot symbols decreases by increasing  $\kappa$  to keep the pilot power under the power threshold, and so, if the blocklength increases for a constant value of  $\kappa$ , we have to allocate more channel uses to the training sequence. On the other hand,  $\gamma_{\text{eff}}$  highly depends on  $n_p$  and  $\kappa$  and decreases by large values of  $\kappa$  with short packet transmissions. Hence, channel estimation and  $\gamma_{\text{eff}}$  are extremely affected by  $\kappa$ .

In the next following figures, we examine two URLLC performance metrics, namely, minimum latency and goodput as a function of reliability. In both Fig. 4 and Fig. 5, the choice of the optimal length of data transmission phase and training sequence is made in such way that minimizes the outage probability in a specific interval of interest as  $10^{-5} \leq \epsilon \leq 10^{-1}$ , giving the minimum latency and maximum goodput. We resort to Matlab function "*fmincon*" and use interior point algorithm as detailed in [20] to numerically solve the nonlinear optimization problem as we do not focus on the proposal of a particular solution. The optimal size of the training sequence is obtained through the numerical derivative of (5) with respect to  $n_p$ .

Fig. 4 compares the reliability and minimum channel uses needed for data transmission phase with optimal training length and different values of  $\kappa$ . Delay  $\delta$  is equal to the symbol time  $T_s$  multiplied by the blocklength of data transmission. For example, future releases of LTE foresee a minimum symbol period of  $T_s = 8.33\mu\text{s}$  [21]. In this current work, we do not consider the impact of processing delay and channel coding at the relay in our analysis. However, as a future work we will account for processing delay and practical channel coding schemes for URLLC. In cooperative transmission with maximum transmit power as 20 dB per link and  $\delta = 4.7$  ms, 99.9% reliability is feasible with  $n_p = 11$  (channel uses) and  $\kappa = 2$ , while reliability slightly decreases with larger  $\kappa$ . Reliability improves to 99.99% with  $\kappa = 2$ ,  $n_p = 15$  (channel uses) at the cost of  $\delta = 9$  ms. Moreover, by decreasing the maximum transmit power the latency in-

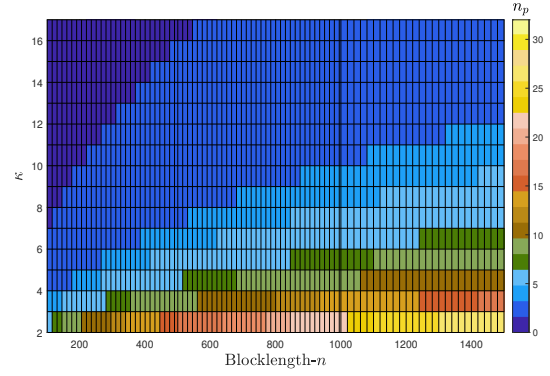


Fig.3. Impact of peak power constraint factor ( $\kappa$ ) on the length of training sequence ( $n_p$ ) in terms of channel uses.

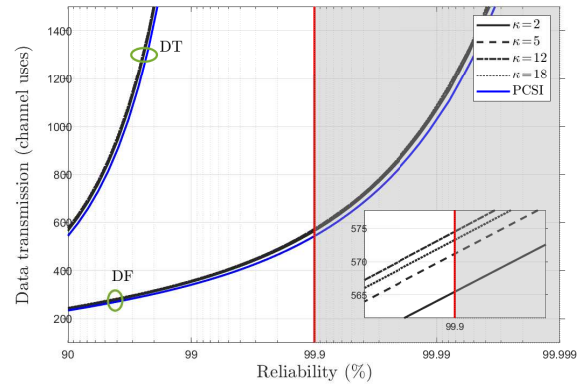


Fig.4. Minimum required channel uses for data transmission phase with maximum transmit power as 20 dB.

creases. For example, with maximum transmit power per link as 10 dB, latency increases to 6.29 ms and 17.2 ms with reliability as 99.9% and 99.99%, respectively. Hence, according to our system design requirements, we can find the trade-off between the reliability and latency. Moreover, the results show that non-cooperative scheme is not able to cope with the stringent reliability requirement and needs a large tolerance of latency to work under URR, and so, cooperative communications are needed for the optimal performance under URR.

Another performance metric of URLLC is the goodput which indicates how much data is successfully received at the destination. The total amount of data is transmitted over  $n$  channel uses where the transmission might fail with probability of  $\epsilon$  [14]. The normalized goodput with respect to the total number of channel uses allocated to packet transmission is  $GP = (1 - \frac{n_p}{n}) \mathcal{R} (1 - \epsilon)$ .

From Fig. 5, we observe that the goodput decreases by increasing the reliability. In this optimization problem, we find the optimal blocklength  $n$  and training length  $n_p$  in such a way to guarantee a certain reliability. Hence, the coding rate adopts for each  $\epsilon_{\text{th}}$  in the optimization problem and consequently the goodput decreases as the coding rate monotonically decreases, however, with fixed coding rate, the goodput increases but we can not guarantee the intended reliability. In addition, we can note that by allocating more power to the pilot symbols (larger  $\kappa$ ), goodput increases due to the fact that the total blocklength  $n$  and the number of channel uses allocated to the data

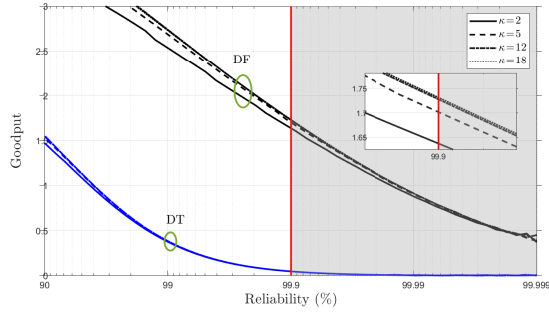


Fig. 5. Goodput as a function of reliability with maximum transmit power as 20 dB.

transmission increases while the training length decreases and  $\xi = n_p/n$  reduces faster compared to the smaller values of  $\kappa$ . It can be noted that the goodput analysis also makes it possible to conclude the throughput's behavior in URLLC. The throughput is the average rate seen by the destination. The throughput as well the goodput decreases at high reliabilities since we can not concurrently guarantee both high throughput and ultra-high reliability for URLLC, i.e. in order to have URLLC we sacrifice the goodput and throughput. Clearly, ultra-high reliability is feasible at the expense of throughput loss and vice versa. All in all, according Fig. 4 and Fig. 5, we can find out the expected goodput for specific latency and reliability requirements.

## V. CONCLUSIONS AND FINAL REMARKS

We investigated the impact of in-band pilot overhead on the performance of cooperative and non-cooperative communications subject to APC and PPC policies. Numerical results show that the performance of in-band pilot transmissions under PPC is pretty close to APC. The training length decreases by allocating more power to the pilot symbols and increases by increasing the blocklength. Furthermore, by allocating more power to the pilot symbols (larger  $\kappa$ ) for a specific latency requirement, reliability decreases as the training length decreases, and so the channel estimation deteriorates. On the other hand, increasing the pilot power improves the required goodput to guarantee a certain reliability. In addition, we showed the importance of cooperative communications over DT, where diversity technique could be a feasible solution to meet URLLC requirements. We should keep in mind that short message communications must confine the training sequence length; thus, PPC on pilot symbols, provides an optimal transmission power to support maximum achievable data transfer over the whole blocklength, which is more appealing in the context of URLLC.

## ACKNOWLEDGMENTS

This work has been partially supported by the Academy of Finland 6Genesis Flagship (grant no. 318927), Finnish Funding Agency for Technology and Innovation (Tekes), Huawei Technologies, Nokia and Anite Telecoms, Academy of Finland (under Grant no. 307492), and CNPq (Brazil).

## REFERENCES

- [1] J. J. Nielsen, R. Liu, and P. Popovski, "Ultra-reliable low latency communication using interface diversity," *IEEE Transactions on Communications*, vol. 66, no. 3, pp. 1322–1334, March 2018.
- [2] G. Durisi, T. Koch, and P. Popovski, "Toward massive, ultrareliable, and low-latency wireless communication with short packets," *Proceedings of the IEEE*, vol. 104, no. 9, pp. 1711–1726, Sept 2016.
- [3] P. Popovski and *et. al*, "Ultra-reliable low-latency communication: Principles and building blocks," *IEEE Journals & Magazines*, vol. 32, pp. 16–23, 2018.
- [4] P. Nouri, H. Alves, and M. Latva-aho, "On the performance of ultra-reliable decode and forward relaying under the finite blocklength," in *European Conference on Networks and Communications (EuCNC)*, June 2017, pp. 1–5.
- [5] P. Nouri, H. Alves, R. D. Souza, and M. Latva-aho, "Ultra-reliable short message cooperative relaying protocols under nakagami-m fading," in *International Symposium on Wireless Communication Systems (ISWCS)*, Aug 2017, pp. 287–292.
- [6] F. Mansourkiaie and M. H. Ahmed, "Cooperative routing in wireless networks: A comprehensive survey," *IEEE Communications Surveys Tutorials*, vol. 17, no. 2, pp. 604–626, Secondquarter 2015.
- [7] Y. Hu, M. C. Gursoy, and A. Schmeink, "Relaying-enabled ultra-reliable low-latency communications in 5G," *IEEE Network*, vol. 32, no. 2, pp. 62–68, March 2018.
- [8] Y. Hu, J. Gross, and A. Schmeink, "On the performance advantage of relaying under the finite blocklength regime," *IEEE Communications Letters*, vol. 19, no. 5, pp. 779–782, May 2015.
- [9] Y. Polyanskiy, H. V. Poor, and S. Verdú, "Channel coding rate in the finite blocklength regime," *IEEE Transactions on Information Theory*, vol. 56, no. 5, pp. 2307–2359, 2010.
- [10] A. Lozano and N. Jindal, "Optimum pilot overhead in wireless communication: A unified treatment of continuous and block-fading channels," in *European Wireless (EW) Conference*, 2010, pp. 725–732.
- [11] M. C. Gursoy, "On the capacity and energy efficiency of training-based transmissions over fading channels," *IEEE Transactions on Information Theory*, vol. 55, no. 10, pp. 4543–4567, Oct 2009.
- [12] V. N. Q. Bao, T. Q. Duong, A. Nallanathan, and C. Tellambura, "Effect of imperfect channel state information on the performance of cognitive multihop relay networks," in *IEEE Global Communications Conference (GLOBECOM)*, Dec 2013, pp. 3458–3463.
- [13] N. Sun and J. Wu, "Maximizing spectral efficiency for high mobility systems with imperfect channel state information," *IEEE Transactions on Wireless Communications*, vol. 13, no. 3, pp. 1462–1470, March 2014.
- [14] S. Schiessl, H. Al-Zubaidy, M. Skoglund, and J. Gross, "Delay performance of wireless communications with imperfect CSI and finite length coding," *IEEE Transactions on Communications*, 2018.
- [15] M. Mousaei and B. Smida, "Optimizing pilot overhead for ultra-reliable short-packet transmission," in *IEEE International Conference on Communications (ICC)*, May 2017, pp. 1–5.
- [16] P. Mary, J.-M. Gorce, A. Unsul, and H. V. Poor, "Finite blocklength information theory: What is the practical impact on wireless communications?" in *Globecom Workshops (GC Wkshps)*. IEEE, 2016, pp. 1–6.
- [17] B. Makki, T. Svensson, and M. Zorzi, "Finite block-length analysis of the incremental redundancy HARQ," *IEEE Wireless Communications Letters (WCL)*, vol. 3, no. 5, pp. 529–532, Oct 2014.
- [18] P. Nouri, H. Alves, and M. Latva-aho, "Performance analysis of ultra-reliable short message decode and forward relaying protocols," *EURASIP Journal on Wireless Communications and Networking*, vol. 2018, no. 1, p. 202, Aug 2018. [Online]. Available: <https://doi.org/10.1186/s13638-018-1210-6>
- [19] H. Alves, R. D. Souza, G. Fraidenraich, and M. E. Pellenz, "Throughput performance of parallel and repetition coding in incremental decode-and-forward relaying," *Wireless Networks*, vol. 18, no. 8, pp. 881–892, 2012.
- [20] R. Waltz, J. Morales, J. Nocedal, and D. Orban, "An interior algorithm for nonlinear optimization that combines line search and trust region steps," *Mathematical Programming*, vol. 107, no. 3, pp. 391–408, Jul 2006. [Online]. Available: <https://doi.org/10.1007/s10107-004-0560-5>
- [21] Q. Technologies, "Making 5G NR a reality transforming our world," December 2016.