

Performance Analysis of NOMA-based Cooperative Relaying in α - μ Fading Channels

Vaibhav Kumar, Barry Cardiff, and Mark F. Flanagan

School of Electrical and Electronic Engineering

University College Dublin, Belfield, Dublin 4, Ireland

Email: vaibhav.kumar@ucdconnect.ie, barry.cardiff@ucd.ie, mark.flanagan@ieee.org

Abstract

Non-orthogonal multiple access (NOMA) is widely recognized as a potential multiple access technology for efficient radio spectrum utilization in the fifth-generation (5G) wireless communications standard. In this paper, we study the average achievable rate and outage probability of a cooperative relaying system (CRS) based on NOMA (CRS-NOMA) over wireless links governed by the α - μ generalized fading model; here α and μ designate the *nonlinearity* and *clustering* parameters, respectively, of each link. The average achievable rate is represented in closed-form using Meijer's G-function and the extended generalized bivariate Fox's H-function (EGBFHF), and the outage probability is represented using the lower incomplete Gamma function. Our results confirm that the CRS-NOMA outperforms the CRS with conventional orthogonal multiple access (CRS-OMA) in terms of spectral efficiency at high transmit signal-to-noise ratio (SNR). It is also evident from our results that with an increase in the value of the nonlinearity/clustering parameter, the SNR at which the CRS-NOMA outperforms its OMA based counterpart becomes higher. Furthermore, the asymptotic analysis of the outage probability reveals the dependency of the diversity order of each symbol in the CRS-NOMA system on the α and μ parameters of the fading links.

I. INTRODUCTION

NOMA has gained widespread popularity as a potential candidate for multiple access technology in the 5G wireless standard and beyond, which is capable of satisfying the need for low-latency and high-reliability communications for heterogeneous data traffic [1]. Many variants of NOMA have been suggested in the literature, e.g., power-domain NOMA, sparse code multiple access (SCMA), interleave division multiple access (IDMA), low-density spreading (LDS) and pattern division multiple access (PDMA) [2]. Among all of these variants, power-domain NOMA (which we will refer to simply as

‘NOMA’ throughout this paper) has gained widespread popularity because of its implementation-friendly transceiver architecture. It can accommodate several users within the same orthogonal resource block (time, frequency and/or spreading code) via multiplexing them in the power domain at the transmitter and using successive interference cancellation (SIC) at the receiver to remove the messages intended for other users. In the case of NOMA, users with poor channel conditions have a larger share of the transmission power, unlike the conventional OMA where more power is allocated to users with stronger channels (also known as the water-filling strategy) [3].

A very promising application of NOMA for power-domain multiplexed transmission using a cooperative relaying system (CRS-NOMA) was proposed in [4], where the source was able to deliver two different symbols to the destination in two time slots with the help of a relay. It was shown in [4] that CRS-NOMA outperforms the conventional OMA based decode-and-forward cooperative relaying system in terms of average achievable rate in the case of Rayleigh fading channels. The performance superiority of CRS-NOMA in Rician fading was shown in [5]. However, while Rayleigh and Rician fading models are analytically convenient wireless channel models, situations are easily encountered in practice for which these distributions do not adequately fit experimental data [6].

In this paper, we present the performance analysis of CRS-NOMA in the presence of α - μ fading, which is a generalized, flexible and mathematically tractable distribution to model the effect of small-scale channel fading and includes Gamma, Erlang, Chi-squared, Rayleigh, Nakagami- m , exponential, Weibull and one-sided Gaussian distributions as special cases [6]. It can also (approximately) represent some large-scale fading (such as log-normal fading), as described in [7]. Moreover, the very high degree of flexibility afforded by the α - μ distribution renders it better suited to adjust to fit field data.

The main contributions of this paper include the derivation of closed-form expressions for the average achievable rate and outage probability of the CRS-NOMA in the presence of α - μ fading on each link. In order to have a better insight into the asymptotic system performance, we also present a diversity analysis of the CRS-NOMA, and in particular we show how the diversity order depends on the α and μ parameters of each of the fading links.

II. SYSTEM MODEL

Consider the cooperative relaying system shown in Fig. 1, which consists of a source S , a relay R and a destination D . All nodes are equipped with a single antenna and are assumed to be operating in half-duplex mode. All wireless links are assumed to be α - μ distributed with the non-linearity parameters between S - R , S - D and R - D links denoted by α_{sr} , α_{sd} and α_{rd} , respectively, the corresponding clustering parameters denoted by μ_{sr} , μ_{sd} and μ_{rd} , respectively, and the α -root-mean values of the channel fading

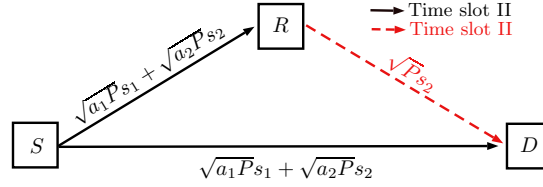


Fig. 1. System model for NOMA-based cooperative relaying.

coefficients denoted by Ω_{sr} , Ω_{sd} and Ω_{rd} , respectively. Furthermore, it is assumed that the S - D link is on average weaker than the S - R link, i.e., $\Omega_{sd}^{\alpha_{sd}} < \Omega_{sr}^{\alpha_{sr}}$.

In the CRS-NOMA, the source broadcasts $\sqrt{a_1 P} s_1 + \sqrt{a_2 P} s_2$ to both relay and destination in the first time slot, where s_1 and s_2 are data-bearing constellation symbols, multiplexed in the power domain ($\mathbb{E}[|x_i|^2] = 1$ for $i = 1, 2$, where $\mathbb{E}[\cdot]$ denotes the expectation operator), P is the power transmitted from the source, and a_1 and a_2 are power allocation coefficients (with $a_1 + a_2 = 1$ and $a_1 > a_2$). After reception, the destination decodes symbol s_1 by treating the interference from symbol s_2 as additional noise, while the relay first decodes symbol s_1 (treating the interference from symbol s_2 as additional noise) and then applies SIC to decode symbol s_2 . In the second time slot, the relay transmits its estimate of symbol s_2 , denoted by \hat{s}_2 , to the destination with power P . In this manner, two different symbols are delivered to the destination in two time slots.

In contrast to this, in the CRS-OMA, the source broadcasts symbol s_1 with power P to both relay and destination in the first time slot and the relay (after decoding) forwards its estimate of symbol s_1 , denoted by \hat{s}_1 , to the destination in the second time slot. In this fashion, only a single symbol is delivered to the destination in two time slots.

Denoting the channel fading coefficient between the S - R , S - D and R - D links by h_{sr} , h_{sd} and h_{rd} , respectively, the probability density function (PDF) of $|h_\tau|$, $\tau \in \{sr, sd, rd\}$ can be expressed as [6, Eqn. (1)]

$$f_{|h_\tau|}(x) = \frac{\alpha_\tau \mu_\tau^{\mu_\tau} x^{\alpha_\tau \mu_\tau - 1}}{\Omega_\tau^{\alpha_\tau \mu_\tau} \Gamma(\mu_\tau)} \exp\left(-\mu_\tau \frac{x^{\alpha_\tau}}{\Omega_\tau^{\alpha_\tau}}\right),$$

where $\Gamma(\cdot)$ is the Gamma function. The cumulative distribution function (CDF) of the channel gain $\lambda_\tau \triangleq |h_\tau|^2$ can therefore be given by

$$F_{\lambda_\tau}(x) = \int_0^{\sqrt{x}} f_{|h_\tau|}(t) dt = \frac{1}{\Gamma(\mu_\tau)} \gamma\left(\mu_\tau, \frac{\mu_\tau x^{0.5\alpha_\tau}}{\Omega_\tau^{\alpha_\tau}}\right), \quad (1)$$

where $\gamma(\cdot, \cdot)$ is the lower incomplete Gamma function and the integration above is solved using [8, Eqn. (3.381-8*), p. 346]. The PDF of λ_τ can be obtained by differentiating the equation above w.r.t. x ,

yielding

$$f_{\lambda_\tau}(x) = \frac{\alpha_\tau \mu_\tau^{\mu_\tau} x^{0.5\alpha_\tau \mu_\tau - 1}}{2\Omega_\tau^{\alpha_\tau \mu_\tau} \Gamma(\mu_\tau)} \exp\left(-\mu_\tau \frac{x^{0.5\alpha_\tau}}{\Omega_\tau^{\alpha_\tau}}\right). \quad (2)$$

III. PERFORMANCE ANALYSIS

In this section we present a comprehensive analysis of the average achievable rate, outage probability and diversity order for the CRS-NOMA in α - μ fading channels.

A. Average achievable rate

The signals received at the relay and the destination in the first time slot are given by

$$\begin{aligned} y_{sr} &= h_{sr} \left(\sqrt{a_1 P} s_1 + \sqrt{a_2 P} s_2 \right) + n_{sr}, \\ y_{sd} &= h_{sd} \left(\sqrt{a_1 P} s_1 + \sqrt{a_2 P} s_2 \right) + n_{sd}, \end{aligned}$$

where n_{sr} and n_{sd} denote complex additive white Gaussian noise (AWGN) with zero mean and variance σ^2 at the relay and the destination, respectively. The received instantaneous signal-to-interference-plus-noise ratio (SINR) at the relay for decoding symbol s_1 and the received instantaneous SNR for decoding symbol s_2 (assuming symbol s_1 is decoded correctly) is given by

$$\gamma_{sr}^{(1)} = \frac{a_1 \rho \lambda_{sr}}{a_2 \rho \lambda_{sr} + 1}, \quad \gamma_{sr}^{(2)} = a_2 \rho \lambda_{sr},$$

where $\rho = P/\sigma^2$ is the transmit SNR. Similarly, the received instantaneous SINR for decoding symbol s_1 at the destination is given by

$$\gamma_{sd} = \frac{a_1 \rho \lambda_{sd}}{a_2 \rho \lambda_{sd} + 1}.$$

In the second time slot, the relay forwards its estimate of s_2 , denoted by \hat{s}_2 , to the destination with power P . The signal received at the destination is given by

$$y_{rd} = \sqrt{P} \hat{s}_2 + n_{rd},$$

where n_{rd} denotes the complex AWGN at the destination with zero mean and variance σ^2 . The received instantaneous SNR at the destination for decoding symbol s_2 is given by

$$\gamma_{rd} = \rho \lambda_{rd}.$$

The instantaneous achievable rate for symbol s_1 is therefore given by

$$\begin{aligned} C_{s_1} &= \min \left\{ 0.5 \log_2 \left(1 + \gamma_{sr}^{(1)} \right), 0.5 \log_2 (1 + \gamma_{sd}) \right\} \\ &= 0.5 \log_2 \left(1 + \frac{a_1 \rho X}{a_2 \rho X + 1} \right) = 0.5 \log_2 (1 + \rho X) - 0.5 \log_2 (1 + a_2 \rho X), \end{aligned}$$

where $X \triangleq \min \{\lambda_{sr}, \lambda_{sd}\}$. Similarly, the instantaneous achievable rate for symbol s_2 is given by

$$C_{s_2} = \min \left\{ 0.5 \log_2 \left(1 + \gamma_{sr}^{(2)} \right), 0.5 \log_2 (1 + \gamma_{rd}) \right\} = 0.5 \log_2 (1 + \rho Y),$$

where $Y \triangleq \min \{a_2 \lambda_{sr}, \lambda_{rd}\}$.

The average achievable rate for symbol s_1 is therefore given by

$$\bar{C}_{s_1} = \mathbb{E}_X [C_{s_1}] = \frac{0.5}{\ln(2)} \left[\int_0^\infty \ln(1 + \rho x) f_X(x) dx - \int_0^\infty \ln(1 + a_2 \rho x) f_X(x) dx \right] = \frac{0.5}{\ln(2)} [\mathbb{I}_1 - \mathbb{I}_2], \quad (3)$$

where $\mathbb{E}_Z[\cdot]$ denotes expectation w.r.t. the random variable \mathcal{Z} and $f_Z(\cdot)$ denotes the PDF of the random variable \mathcal{Z} .

Theorem 1. A closed-form expression for the average achievable rate of symbol s_1 in CRS-NOMA is given by

$$\bar{C}_{s_1} = \frac{0.5}{\ln(2)} \left[\underbrace{(I_1 - I_2 + I_3 - I_4)}_{\mathbb{I}_1} - \underbrace{(I_5 - I_6 + I_7 - I_8)}_{\mathbb{I}_2} \right], \quad (4)$$

where,

$$I_1 = \frac{\mu_{sr}^{\mu_{sr}}}{\sqrt{2}(2\pi)^{\alpha_{sr}-0.5} \Omega_{sr}^{\alpha_{sr} \mu_{sr}} \Gamma(\mu_{sr}) \rho^{0.5 \alpha_{sr} \mu_{sr}}} G_{2\alpha_{sr}, 2+2\alpha_{sr}}^{2+2\alpha_{sr}, \alpha_{sr}} \left(\frac{\mu_{sr}^2}{4\Omega_{sr}^2 \rho^{\alpha_{sr}}} \middle| \begin{matrix} \chi_{sr}, \Delta(\alpha_{sr}, 1-0.5\alpha_{sr}\mu_{sr}) \\ \Delta(2,0), \chi_{sr}, \chi_{sr} \end{matrix} \right), \quad (5)$$

$$I_2 = \frac{H_{1,0:2,2:1,2}^{1,0:1,2:1,1} \left[\left(1 - \mu_{sr} : \frac{2}{\alpha_{sr}}, \frac{\alpha_{sd}}{\alpha_{sr}} \right) \middle| \begin{matrix} (1,1), (1,1) \\ (1,1), (0,1) \end{matrix} \middle| \begin{matrix} (1,1) \\ (\mu_{sd}, 1), (0,1) \end{matrix} \right] \rho \left(\frac{\Omega_{sr}}{\mu_{sr}^{1/\alpha_{sr}}} \right)^2, \frac{\mu_{sr} \Omega_{sr}^{\alpha_{sd}}}{\mu_{sr}^{\alpha_{sr}/\alpha_{sd}} \Omega_{sd}^{\alpha_{sd}}}}{\Gamma(\mu_{sr}) \Gamma(\mu_{sd})}, \quad (6)$$

$$I_3 = \frac{\mu_{sd}^{\mu_{sd}}}{\sqrt{2}(2\pi)^{\alpha_{sd}-0.5} \Omega_{sd}^{\alpha_{sd} \mu_{sd}} \Gamma(\mu_{sd}) \rho^{0.5 \alpha_{sd} \mu_{sd}}} G_{2\alpha_{sd}, 2+2\alpha_{sd}}^{2+2\alpha_{sd}, \alpha_{sd}} \left(\frac{\mu_{sd}^2}{4\Omega_{sd}^2 \rho^{\alpha_{sd}}} \middle| \begin{matrix} \chi_{sd}, \Delta(\alpha_{sd}, 1-0.5\alpha_{sd}\mu_{sd}) \\ \Delta(2,0), \chi_{sd}, \chi_{sd} \end{matrix} \right), \quad (7)$$

$$I_4 = \frac{H_{1,0:2,2:1,2}^{1,0:1,2:1,1} \left[\left(1 - \mu_{sd} : \frac{2}{\alpha_{sd}}, \frac{\alpha_{sr}}{\alpha_{sd}} \right) \middle| \begin{matrix} (1,1), (1,1) \\ (1,1), (0,1) \end{matrix} \middle| \begin{matrix} (1,1) \\ (\mu_{sr}, 1), (0,1) \end{matrix} \right] \rho \left(\frac{\Omega_{sd}}{\mu_{sd}^{1/\alpha_{sd}}} \right)^2, \frac{\mu_{sd} \Omega_{sd}^{\alpha_{sr}}}{\mu_{sd}^{\alpha_{sd}/\alpha_{sr}} \Omega_{sr}^{\alpha_{sr}}}}{\Gamma(\mu_{sd}) \Gamma(\mu_{sr})}, \quad (8)$$

$G_{p,q}^{m,n}(\cdot)$ is Meijer's G -function, $\chi_\tau \triangleq \Delta(\alpha_\tau, -0.5\alpha_\tau\mu_\tau)$ where $\Delta(x, y) \triangleq \frac{y}{x}, \frac{y+1}{x}, \dots, \frac{y+x-1}{x}$, and $H_{p_1, q_1: p_2, q_2: p_3, q_3}^{m_1, n_1: m_2, n_2: m_3, n_3}[\cdot]$ is the extended generalized bivariate Fox's H -function (EGBFHF)¹ as defined in [11, Eqn. (2.57)]. Expressions for I_5, I_6, I_7 and I_8 can be obtained by replacing ρ by $a_2\rho$ in (5)-(8), respectively.

Proof. See Appendix A. □

¹A MATLAB implementation of the EGBFHF is given in [9] and a MATHEMATICA implementation is given in [10].

Similarly, the average achievable rate for symbol s_2 is given by

$$\bar{C}_{s_2} = \mathbb{E}_Y[C_{s_2}] = \frac{0.5}{\ln(2)} \int_0^\infty \ln(1 + \rho y) f_Y(y) dy. \quad (9)$$

Theorem 2. A closed-form expression for the average achievable rate of symbol s_2 in CRS-NOMA is given by

$$\bar{C}_{s_2} = \frac{0.5}{\ln(2)} [I_9 - I_{10} + I_{11} - I_{12}], \quad (10)$$

where

$$I_9 = \frac{\mu_{sr}^{\mu_{sr}} G_{2\alpha_{sr}, 2+2\alpha_{sr}}^{2+2\alpha_{sr}, \alpha_{sr}} \left(\frac{\mu_{sr}^2}{4a_2^{\alpha_{sr}} \Omega_{sr}^{2\alpha_{sr}} \rho^{\alpha_{sr}}} \middle| \begin{matrix} \chi_{sr}, \Delta(\alpha_{sr}, 1-0.5\alpha_{sr}\mu_{sr}) \\ \Delta(2,0), \chi_{sr}, \chi_{sr} \end{matrix} \right)}{\sqrt{2}(2\pi)^{\alpha_{sr}-0.5} a_2^{0.5\alpha_{sr}\mu_{sr}} \Omega_{sr}^{\alpha_{sr}\mu_{sr}} \Gamma(\mu_{sr}) \rho^{0.5\alpha_{sr}\mu_{sr}}}, \quad (11)$$

$$I_{10} = \frac{H_{1,0:2,2:1,2}^{1,0:1,2:1,1} \left[\left(1 - \mu_{sr} \frac{2}{\alpha_{sr}}, \frac{\alpha_{rd}}{\alpha_{sr}} \right) \middle| \begin{matrix} (1,1), (1,1) \\ (1,1), (0,1) \end{matrix} \middle| \begin{matrix} (1,1) \\ (\mu_{rd}, 1), (0,1) \end{matrix} \right] \rho \left(\frac{\Omega_{sr}}{\mu_{sr}^{1/\alpha_{sr}}} \right)^2, \frac{\mu_{rd} a_2^{0.5\alpha_{rd}} \Omega_{sr}^{\alpha_{rd}}}{\mu_{sr}^{\alpha_{rd}/\alpha_{sr}} \Omega_{rd}^{\alpha_{rd}}}}{\Gamma(\mu_{sr}) \Gamma(\mu_{rd})}, \quad (12)$$

$$I_{11} = \frac{\mu_{rd}^{\mu_{rd}} G_{2\alpha_{rd}, 2+2\alpha_{rd}}^{2+2\alpha_{rd}, \alpha_{rd}} \left(\frac{\mu_{rd}^2}{4\Omega_{rd}^{2\alpha_{rd}} \rho^{\alpha_{rd}}} \middle| \begin{matrix} \chi_{rd}, \Delta(\alpha_{rd}, 1-0.5\alpha_{rd}\mu_{rd}) \\ \Delta(2,0), \chi_{rd}, \chi_{rd} \end{matrix} \right)}{\sqrt{2}(2\pi)^{\alpha_{rd}-0.5} \Omega_{rd}^{\alpha_{rd}\mu_{rd}} \Gamma(\mu_{rd}) \rho^{0.5\alpha_{rd}\mu_{rd}}}, \quad (13)$$

$$I_{12} = \frac{H_{1,0:2,2:1,2}^{1,0:1,2:1,1} \left[\left(1 - \mu_{rd} \frac{2}{\alpha_{rd}}, \frac{\alpha_{sr}}{\alpha_{rd}} \right) \middle| \begin{matrix} (1,1), (1,1) \\ (1,1), (0,1) \end{matrix} \middle| \begin{matrix} (1,1) \\ (\mu_{sr}, 1), (0,1) \end{matrix} \right] \rho \left(\frac{\Omega_{rd}}{\mu_{rd}^{1/\alpha_{rd}}} \right)^2, \frac{\mu_{sr} \Omega_{rd}^{\alpha_{sr}} a_2^{-0.5\alpha_{sr}}}{\mu_{rd}^{\alpha_{sr}/\alpha_{rd}} \Omega_{sr}^{\alpha_{sr}}}}{\Gamma(\mu_{rd}) \Gamma(\mu_{sr})}. \quad (14)$$

Proof. See Appendix B. □

Using (4) and (10), a closed-form expression for the average achievable rate for CRS-NOMA in the presence of α - μ fading is given by

$$\bar{C} = \bar{C}_{s_1} + \bar{C}_{s_2}. \quad (15)$$

In contrast to this, for CRS-OMA, the signals received at the relay and the destination in the first time slot are given by

$$y_{sr, \text{OMA}} = h_{sr} \sqrt{P} s_1 + n_{sr},$$

$$y_{sd, \text{OMA}} = h_{sd} \sqrt{P} s_1 + n_{sd}.$$

The relay forwards its estimate of symbol s_1 , denoted by \hat{s}_1 , in the next time slot. The signal received at the destination in the second time slot is given by

$$y_{rd, \text{OMA}} = h_{rd} \sqrt{P} \hat{s}_1 + n_{rd}.$$

Therefore, the average achievable rate for the CRS-OMA is given by

$$\bar{C}_{\text{OMA}} = 0.5\mathbb{E}_Z[\log_2(1 + \rho Z)], \quad (16)$$

where $Z \triangleq \min\{\lambda_{sr}, \lambda_{sd} + \lambda_{rd}\}$. Since the focus of this paper is on the NOMA-based system, we do not provide a closed-form analysis for the average achievable rate of CRS-OMA.

B. Outage probability for CRS-NOMA

In this section, we derive closed-form expressions for the outage probabilities of s_1 and s_2 . We define \mathcal{O}_1 as the outage event for symbol s_1 , i.e., the event where either the relay or the destination fails to decode s_1 successfully. Therefore, for a given target data rate R_1 , the outage probability for symbol s_1 is given by

$$\Pr(\mathcal{O}_1) = \Pr(C_{s_1} < R_1) = \Pr(X < \Phi) = F_{\lambda_{sr}}(\Phi_1) + F_{\lambda_{sd}}(\Phi_1) - F_{\lambda_{sr}}(\Phi_1)F_{\lambda_{sd}}(\Phi_1),$$

where $\eta_1 = 2^{2R_1} - 1$ and $\Phi_1 = \frac{\eta_1}{\rho(a_1 - \eta_1 a_2)}$. The system design must ensure that $a_1 > \eta_1 a_2$, otherwise the outage probability for symbol s_1 will always be 1 as noted in [12]. Using (1), the closed-form expression for the outage probability of s_1 in CRS-NOMA is given by

$$\Pr(\mathcal{O}_1) = \frac{\gamma\left(\mu_{sr}, \frac{\mu_{sr}}{\Omega_{sr}^{\alpha_{sr}}} \Phi_1^{0.5\alpha_{sr}}\right)}{\Gamma(\mu_{sr})} + \frac{\gamma\left(\mu_{sd}, \frac{\mu_{sd}}{\Omega_{sd}^{\alpha_{sd}}} \Phi_1^{0.5\alpha_{sd}}\right)}{\Gamma(\mu_{sd})} - \frac{\gamma\left(\mu_{sr}, \frac{\mu_{sr}}{\Omega_{sr}^{\alpha_{sr}}} \Phi_1^{0.5\alpha_{sr}}\right) \gamma\left(\mu_{sd}, \frac{\mu_{sd}}{\Omega_{sd}^{\alpha_{sd}}} \Phi_1^{0.5\alpha_{sd}}\right)}{\Gamma(\mu_{sr})\Gamma(\mu_{sd})}. \quad (17)$$

Next we define the outage event for symbol s_2 , denoted by \mathcal{O}_2 , as

$$\mathcal{O}_2 = \mathcal{E}_1 \cup \mathcal{E}_2 \cup \mathcal{E}_3,$$

where \mathcal{E}_1 is the event when symbol s_1 cannot be successfully decoded at the relay, \mathcal{E}_2 is the event when symbol s_1 is successfully decoded at the relay, but symbol s_2 cannot be successfully decoded at the relay, and \mathcal{E}_3 is the event when both s_1 and s_2 are successfully decoded at the relay, but symbol s_2 cannot be successfully decoded at the destination. It is important to note that the events $\mathcal{E}_1, \mathcal{E}_2$ and \mathcal{E}_3 are disjoint. Therefore, for a given target data rate R_2 , the outage probability for symbol s_2 can be given by

$$\Pr(\mathcal{O}_2) = \begin{cases} \Pr(\lambda_{sr} < \Phi_1) + \Pr(\lambda_{sr} \geq \Phi_1, \lambda_{sr} < \Phi_2) + \Pr(\lambda_{sr} > \Phi_2, \lambda_{rd} < \eta_2/\rho); & \text{if } \Phi_1 < \Phi_2 \\ \Pr(\lambda_{sr} < \Phi_1) + \Pr(\lambda_{sr} > \Phi_1, \lambda_{rd} < \eta_2/\rho); & \text{otherwise} \end{cases}$$

$$= F_{\lambda_{sr}}(\Phi_{\max}) + F_{\lambda_{rd}}\left(\frac{\eta_2}{\rho}\right) - F_{\lambda_{sr}}(\Phi_{\max})F_{\lambda_{rd}}\left(\frac{\eta_2}{\rho}\right),$$

where $\eta_2 = 2^{2R_2} - 1$, $\Phi_2 = \frac{\eta_2}{a_2\rho}$ and $\Phi_{\max} = \max\{\Phi_1, \Phi_2\}$. Substituting the expressions for $F_{\lambda_{sr}}(\Phi_{\max})$ and $F_{\lambda_{rd}}(\eta_2/\rho)$ using (1), the closed-form expression for the outage probability of symbol s_2 is given by

$$\Pr(\mathcal{O}_2) = \frac{\gamma\left(\mu_{sr}, \frac{\mu_{sr}}{\Omega_{sr}^{\alpha_{sr}}} \Phi_{\max}^{0.5\alpha_{sr}}\right)}{\Gamma(\mu_{sr})} + \frac{\gamma\left(\mu_{rd}, \frac{\mu_{rd}\eta_2}{\rho^{0.5\alpha_{rd}}\Omega_{rd}^{\alpha_{rd}}}\right)}{\Gamma(\mu_{rd})} - \frac{\gamma\left(\mu_{sr}, \frac{\mu_{sr}}{\Omega_{sr}^{\alpha_{sr}}} \Phi_{\max}^{0.5\alpha_{sr}}\right) \gamma\left(\mu_{rd}, \frac{\mu_{rd}\eta_2}{\rho^{0.5\alpha_{rd}}\Omega_{rd}^{\alpha_{rd}}}\right)}{\Gamma(\mu_{sr})\Gamma(\mu_{rd})}. \quad (18)$$

C. Diversity analysis for CRS-NOMA

Using (1) and the series expansion of the lower incomplete Gamma function as given in [13, Eqn. (8.11.4), p. 180], we have

$$F_{\lambda_{sr}}(\Phi_1) = \frac{\mu_{sr}^{\alpha_{sr}} \Phi_1^{0.5\alpha_{sr}}}{\Gamma(\mu_{sr}) \Omega_{sr}^{\alpha_{sr}}} \exp\left(\frac{-\mu_{sr} \Phi_1^{0.5\alpha_{sr}}}{\Omega_{sr}^{\alpha_{sr}}}\right) \sum_{k=0}^{\infty} \frac{\mu_{sr}^k \Phi_1^{0.5k\alpha_{sr}}}{\Omega_{sr}^{k\alpha_{sr}} (\mu_{sr})_{k+1}},$$

where $(x)_y = \Gamma(x+y)/\Gamma(x)$ is the Pochhammer symbol. Using the series expansion of the exponential function, we have

$$F_{\lambda_{sr}}(\Phi_1) = \frac{\mu_{sr}^{\alpha_{sr}}}{\Omega_{sr}^{\alpha_{sr}}} \sum_{l=0}^{\infty} \sum_{k=0}^{\infty} \frac{(-1)^l \Phi_1^{0.5\alpha_{sr}(\mu_{sr}+l+k)} \mu_{sr}^{l+k}}{l! \Omega_{sr}^{\alpha_{sr}(l+k)} \Gamma(\mu_{sr} + k + 1)}.$$

Replacing Φ_1 by $\frac{\eta_1}{\rho(a_1 - \eta_1 a_2)}$, the asymptotic behavior ($\rho \rightarrow \infty$) of $F_{\lambda_{sr}}(\Phi_1)$ is given by

$$F_{\lambda_{sr}}(\Phi_1) = \frac{\mu_{sr}^{\alpha_{sr}} \eta_1^{0.5\alpha_{sr}} \rho^{-0.5\alpha_{sr}}}{\Omega_{sr}^{\alpha_{sr}} (a_1 - \eta_1 a_2)^{0.5\alpha_{sr}} \Gamma(\mu_{sr} + 1)} + \mathcal{O}\left(\rho^{-(0.5\alpha_{sr}\mu_{sr}+1)}\right), \quad (19)$$

where $\mathcal{O}(\cdot)$ is the Landau symbol. It is clear from (19) that for high transmit SNR ρ , $F_{\lambda_{sr}}(\Phi_1)$ decays as $\rho^{-0.5\alpha_{sr}\mu_{sr}}$. Analogously, it can be shown that at high transmit SNR, $F_{\lambda_{sd}}(\Phi_1)$ decays as $\rho^{-0.5\alpha_{sd}\mu_{sd}}$ and $F_{\lambda_{sr}}(\Phi_1)F_{\lambda_{sd}}(\Phi_1)$ decays as $\rho^{-0.5(\alpha_{sr}\mu_{sr}+\alpha_{sd}\mu_{sd})}$. Therefore, using (17), it is straightforward to conclude that the diversity order of symbol s_1 is $0.5 \min\{\alpha_{sr}\mu_{sr}, \alpha_{sd}\mu_{sd}\}$. Using similar arguments, it can be deduced from (18) that the diversity order of symbol s_2 is $0.5 \min\{\alpha_{sr}\mu_{sr}, \alpha_{rd}\mu_{rd}\}$.

IV. RESULTS AND DISCUSSION

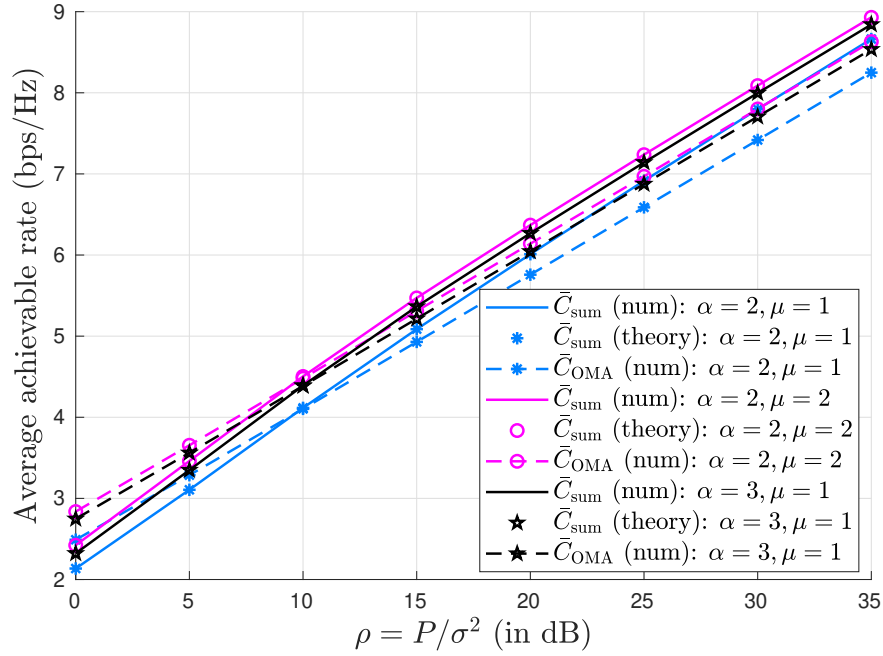
In this section, we present analytical and numerical² results for the average achievable rate, outage probability and diversity order of the NOMA-based cooperative relaying system. Table I shows the optimal value of the power allocation coefficient a_2 , which maximizes the average achievable rate for CRS-NOMA, for different values of $\alpha_{sr} = \alpha_{sd} = \alpha_{rd} = \alpha$, $\mu_{sr} = \mu_{sd} = \mu_{rd} = \mu$, and ρ . The necessary constraint $a_1 > \eta_1 a_2$ (as noted in Section III-B) implies a possible range $0 < a_2 < 2^{-2R_1}$.

²We do not realize the actual scenario for numerical computation, but rather generate the random variables and then evaluate (3), (9) and (16).

TABLE I

OPTIMAL VALUE OF a_2 FOR DIFFERENT TRANSMIT SNR FOR $\Omega_{sr} = \Omega_{rd} = 10$, $\Omega_{sd} = 1$ AND $R_1 = 1$ BPS/HZ.

(α, μ)	Transmit SNR (ρ) in dB							
	0	5	10	15	20	25	30	35
	Optimal value of a_2							
(2, 1)	0.24	0.24	0.24	0.24	0.17	0.1	0.06	0.04
(2, 2)	0.24	0.24	0.24	0.24	0.21	0.14	0.09	0.06
(3, 1)	0.24	0.24	0.24	0.24	0.21	0.14	0.09	0.06
(4, 1)	0.24	0.24	0.24	0.24	0.24	0.17	0.12	0.08

Fig. 2. Average achievable rate (with optimal power allocation in the NOMA case) for CRS with $\Omega_{sr} = \Omega_{rd} = 10$, $\Omega_{sd} = 1$ and $R_1 = 1$ bps/Hz.

Therefore, the optimization of a_2 was performed using an exhaustive search over the M -element discrete set $a_2 \in \{\epsilon, 2\epsilon, 3\epsilon, \dots, M\epsilon\}$, where M is a positive integer and $\epsilon = 2^{-2R_1}/(M+1)$. In Table I, we consider $M = 24$ ($\epsilon = 0.01$), $R_1 = R_2 = 1$ bps/Hz, $\Omega_{sr} = \Omega_{rd} = 10$ and $\Omega_{sd} = 1$. Note that the average achievable rate for CRS-NOMA depends on the target data rate for symbol s_1 . The expressions derived in this paper are valid also for the case when $\alpha_{sr} \neq \alpha_{sd} \neq \alpha_{rd}$ and $\mu_{sr} \neq \mu_{sd} \neq \mu_{rd}$.

Fig. 2 shows the average achievable rate for the CRS-NOMA (with optimal a_2 for each ρ) and CRS-OMA for $\alpha = 2, \mu = 1$ (i.e., Rayleigh fading); $\alpha = 2, \mu = 2$ (i.e., Nakagami- m fading with $m = 2$) and

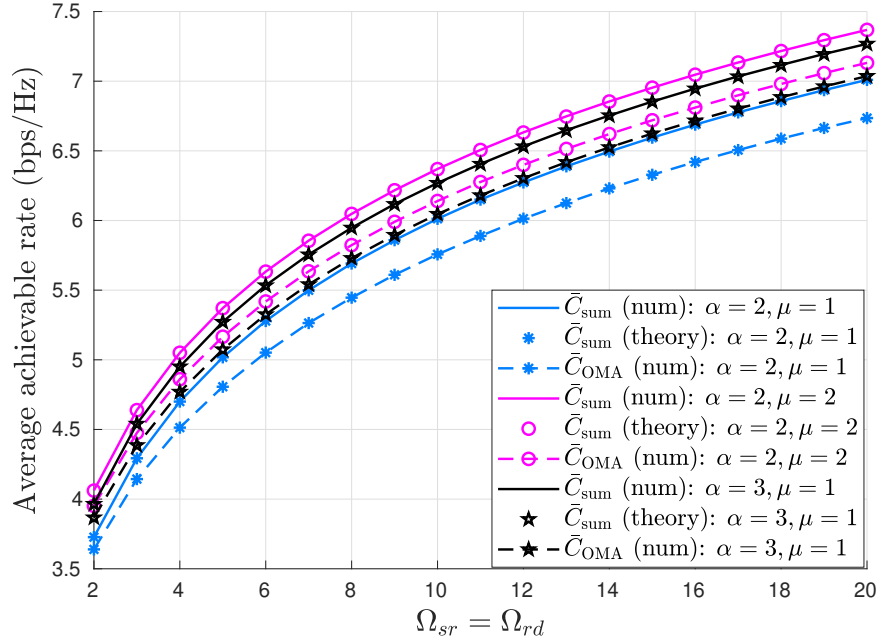


Fig. 3. Average achievable rate (with optimal power allocation in the NOMA case) for CRS with transmit SNR $\rho = 20$ dB, $\Omega_{sd} = 1$ and $R_1 = 1$ bps/Hz.

$\alpha = 3, \mu = 1$ (i.e., Weibull fading with shape parameter $\alpha = 3$). The figure shows a perfect agreement between the numerical and analytical plots for the NOMA system. It is also clear from the figure that for high transmit SNR ρ , the NOMA-based CRS outperforms its OMA-based counterpart in terms of spectral efficiency.

For the same set of channel parameters, Fig. 3 shows the average achievable rate for CRS-NOMA (with optimal a_2 for each $\Omega_{sr} = \Omega_{rd}$) and CRS-OMA at a fixed transmit SNR $\rho = 20$ dB and $\Omega_{sd} = 1$ against $\Omega_{sr} = \Omega_{rd}$. It is clear from the figure that the CRS-NOMA outperforms CRS-OMA by achieving significant gain in spectral efficiency.

Fig. 4 shows the average achievable rate of CRS-NOMA (with optimal a_2 for each ρ) and CRS-OMA for a fixed value of the clustering parameter $\mu = 1$ and different values of the nonlinearity parameter α . It is clear from the figure that as α increases, the spectral efficiency of the CRS also increases. Fig. 5 shows the average achievable rate of CRS-NOMA (with optimal a_2 for each ρ) and CRS-OMA for a fixed value of the nonlinearity parameter $\alpha = 2$ and different values of the clustering parameter μ . It is evident from the figure that with an increase in the value of the clustering parameter, the spectral efficiency of the CRS increases. It can also be noted from Figs. 4 and 5 that with increase in the value of nonlinearity/clustering parameter, the SNR at which the CRS-NOMA outperforms its OMA counterpart

becomes higher.

Figs. 6 and 7 show the outage probabilities of symbols s_1 and s_2 , respectively, in CRS-NOMA, evaluated using the methodology of Section III-B for $a_2 = 0.1$, $\Omega_{sr} = \Omega_{sd} = 10$ and $\Omega_{sd} = 1$. It is evident that both outage probabilities depend on the fading parameters α and μ , and there is a consistent agreement between the observed diversity order for each symbol and the analytical diversity order results derived in Section III-C.

V. CONCLUSION

In this work, an exact closed-form expression for the average achievable rate of a CRS-NOMA in generalized α - μ fading was derived and validated through numerical experiments. The derived expressions can be used to analyze the performance of the CRS-NOMA over diverse small-scale fading channels including Rayleigh, Nakagami- m , exponential, Gamma and Weibull, as well as some large-scale fading channels. Our results show that the optimal power allocation for maximizing the achievable rate of CRS-NOMA depends on the target data rate requirement. Our results also demonstrate the effect of the nonlinearity and the clustering parameters on the average achievable rate of the CRS. Outage probability and diversity order were also analyzed, and it was shown that a simple relationship exists between the diversity order for each symbol, and the nonlinearity and clustering parameters of the fading links.

ACKNOWLEDGMENT

This publication has emanated from research conducted with the financial support of Science Foundation Ireland (SFI) and is co-funded under the European Regional Development Fund under Grant Number 13/RC/2077.

APPENDIX A

PROOF OF THEOREM 1

The PDF of $X = \min\{\lambda_{sr}, \lambda_{sd}\}$ can be given by

$$f_X(x) = f_{\lambda_{sr}}(x) - f_{\lambda_{sr}}(x)F_{\lambda_{sd}}(x) + f_{\lambda_{sd}}(x) - f_{\lambda_{sd}}(x)F_{\lambda_{sr}}(x). \quad (20)$$

The expressions for $f_{\lambda_{sr}}(x)$, $f_{\lambda_{sd}}(x)$, $F_{\lambda_{sr}}(x)$ and $F_{\lambda_{sd}}(x)$ can be obtained using (1) and (2). Substituting the expression of $f_X(x)$ from (20) into (3), we have

$$\mathbb{I}_1 = \underbrace{\int_0^\infty \ln(1 + \rho x) f_{\lambda_{sr}}(x) dx}_{I_1} - \underbrace{\int_0^\infty \ln(1 + \rho x) f_{\lambda_{sr}}(x) F_{\lambda_{sd}}(x) dx}_{I_2} + \underbrace{\int_0^\infty \ln(1 + \rho x) f_{\lambda_{sd}}(x) dx}_{I_3} - \underbrace{\int_0^\infty \ln(1 + \rho x) f_{\lambda_{sd}}(x) F_{\lambda_{sr}}(x) dx}_{I_4}$$

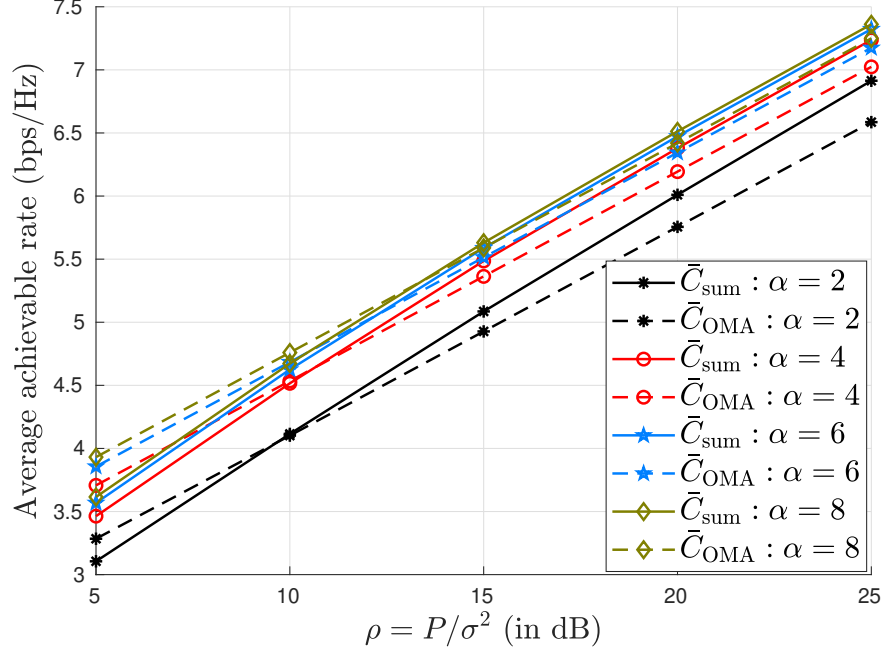


Fig. 4. Average achievable rate (with optimal power allocation in the NOMA case) for CRS with $\Omega_{sr} = \Omega_{rd} = 10$, $\Omega_{sd} = 1$, $R_1 = 1$ bps/Hz and $\mu = 1$.

Solving for I_1 , we have

$$I_1 = \int_0^\infty \ln(1 + \rho x) f_{\lambda_{sr}}(x) dx = \frac{0.5\alpha_{sr}\mu_{sr}}{\Omega_{sr}^{\alpha_{sr}}\mu_{sr}\Gamma(\mu_{sr})} \int_0^\infty \ln(1 + \rho x) \exp\left(\frac{-\mu_{sr}x}{\Omega_{sr}^{\alpha_{sr}}}\right) x^{\frac{\alpha_{sr}\mu_{sr}}{2}-1} dx.$$

Representing the logarithmic and the exponential functions in terms of Meijer's G-function using [14, Eqn. (11)] yields

$$I_1 = \frac{0.5\alpha_{sr}\mu_{sr}}{\Omega_{sr}^{\alpha_{sr}}\mu_{sr}\Gamma(\mu_{sr})} \int_0^\infty x^{0.5\alpha_{sr}\mu_{sr}-1} G_{2,2}^{1,2}\left(\rho x \left| \begin{matrix} 1, 1 \\ 1, 0 \end{matrix} \right.\right) G_{0,1}^{1,0}\left(\frac{\mu_{sr}x}{\Omega_{sr}^{\alpha_{sr}}} \left| \begin{matrix} - \\ 0 \end{matrix} \right.\right) dx.$$

Solving the integration above using [14, Eqns. (7), (21)], I_1 reduces to (5). Analogously, the closed-form expression for I_3 is given by (7). Similarly,

$$\begin{aligned} I_2 &= \int_0^\infty \ln(1 + \rho x) f_{\lambda_{sr}}(x) F_{\lambda_{sd}}(x) dx \\ &= \frac{0.5\alpha_{sr}\mu_{sr}}{\Omega_{sr}^{\alpha_{sr}}\mu_{sr}\Gamma(\mu_{sr})\Gamma(\mu_{sd})} \int_0^\infty \ln(1 + \rho x) \exp\left(\frac{-\mu_{sr}x}{\Omega_{sr}^{\alpha_{sr}}}\right) \gamma\left(\mu_{sd}, \frac{\mu_{sd}x}{\Omega_{sd}^{\alpha_{sd}}}\right) x^{0.5\alpha_{sr}\mu_{sr}-1} dx. \end{aligned}$$

Representing the logarithmic and the exponential function in terms of Meijer's G-function using [14, Eqn. (11)] and the lower-incomplete Gamma function in terms of Meijer's G-function using [10, Eqn. (2)]

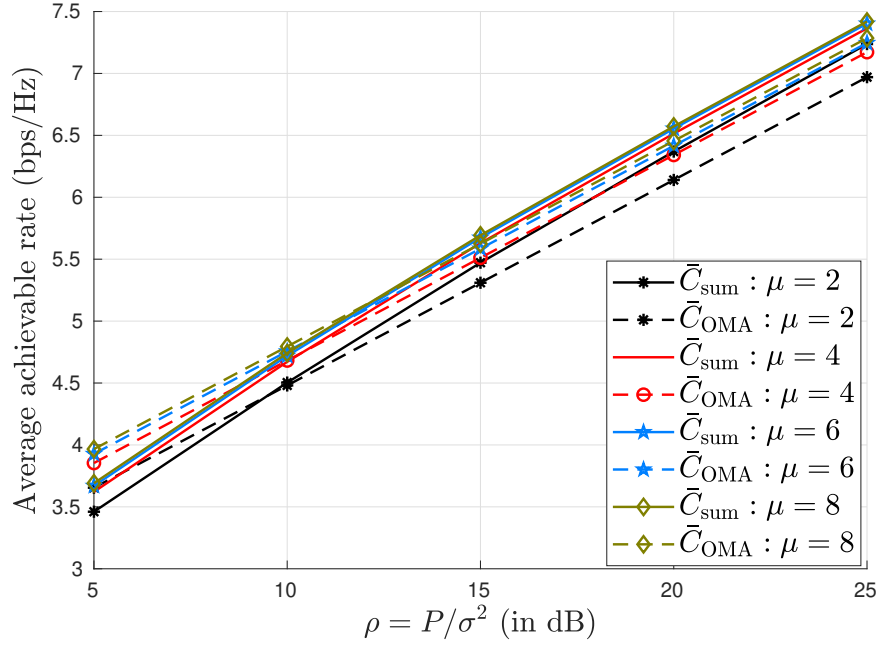


Fig. 5. Average achievable rate (with optimal power allocation in the NOMA case) for CRS with $\Omega_{sr} = \Omega_{rd} = 10$, $\Omega_{sd} = 1$, $R_1 = 1$ bps/Hz and $\alpha = 2$.

yields

$$I_2 = \frac{0.5\alpha_{sr}\mu_{sr}^{\mu_{sr}}}{\Omega_{sr}^{\alpha_{sr}}\mu_{sr}\Gamma(\mu_{sr})\Gamma(\mu_{sd})} \int_0^\infty x^{\frac{\alpha_{sr}\mu_{sr}}{2}-1} G_{2,2}^{1,2} \left(\rho x \left| \begin{matrix} 1, 1 \\ 1, 0 \end{matrix} \right. \right) G_{0,1}^{1,0} \left(\frac{\mu_{sr}x^{\frac{\alpha_{sr}}{2}}}{\Omega_{sr}^{\alpha_{sr}}} \left| \begin{matrix} - \\ 0 \end{matrix} \right. \right) G_{1,2}^{1,1} \left(\frac{\mu_{sd}x^{\frac{\alpha_{sd}}{2}}}{\Omega_{sd}^{\alpha_{sd}}} \left| \begin{matrix} 1 \\ \mu_{sd}, 0 \end{matrix} \right. \right) dx.$$

Using the relation between Meijer's G-function and Fox H-function (c.f. [15, Eqn. (6.2.8)])

$$G_{p,q}^{m,n} \left[x \left| \begin{matrix} v_1, \dots, v_p \\ \nu_1, \dots, \nu_q \end{matrix} \right. \right] = H_{p,q}^{m,n} \left[x \left| \begin{matrix} (v_1, 1), \dots, (v_p, 1) \\ (\nu_1, 1), \dots, (\nu_q, 1) \end{matrix} \right. \right],$$

and substituting $\tilde{x} = x^{0.5\alpha_{sr}}$ yields

$$I_2 = \frac{\mu_{sr}^{\mu_{sr}} \Omega_{sr}^{-\alpha_{sr}} \mu_{sr}}{\Gamma(\mu_{sr})\Gamma(\mu_{sd})} \int_0^\infty \tilde{x}^{\mu_{sr}-1} H_{2,2}^{1,2} \left(\rho \tilde{x}^{2/\alpha_{sr}} \left| \begin{matrix} (1,1), (1,1) \\ (1,1), (0,1) \end{matrix} \right. \right) H_{0,1}^{1,0} \left(\frac{\mu_{sr}\tilde{x}}{\Omega_{sr}^{\alpha_{sr}}} \left| \begin{matrix} - \\ (0,1) \end{matrix} \right. \right) H_{1,2}^{1,1} \left(\frac{\mu_{sd}\tilde{x}^{\frac{\alpha_{sd}}{\alpha_{sr}}}}{\Omega_{sd}^{\alpha_{sd}}} \left| \begin{matrix} (1,1) \\ (\mu_{sd}, 1), (0,1) \end{matrix} \right. \right) d\tilde{x},$$

Solving the integration above using [16, Eqn. (2.3)], the closed-form expression for I_2 reduces to (6).

Solving in a similar fashion, the closed-form expression for I_4 can be given by (8).

Also, using (20) and (3), we have

$$\mathbb{I}_2 = \underbrace{\int_0^\infty \ln(1+a_2\rho x) f_{\lambda_{sr}}(x) dx}_{I_5} - \underbrace{\int_0^\infty \ln(1+a_2\rho x) f_{\lambda_{sr}}(x) F_{\lambda_{sd}}(x) dx}_{I_6} + \underbrace{\int_0^\infty \ln(1+a_2\rho x) f_{\lambda_{sd}}(x) dx}_{I_7} - \underbrace{\int_0^\infty \ln(1+a_2\rho x) f_{\lambda_{sd}}(x) F_{\lambda_{sr}}(x) dx}_{I_8}$$

The closed-form expressions for I_5, I_6, I_7 and I_8 can be obtained by replacing ρ by $a_2\rho$ in (5)-(8), respectively. Substituting the expressions for I_1, I_2, \dots, I_8 into (4) yields the closed-form expression for the average achievable rate for symbol s_1 of CRS-NOMA in α - μ fading.

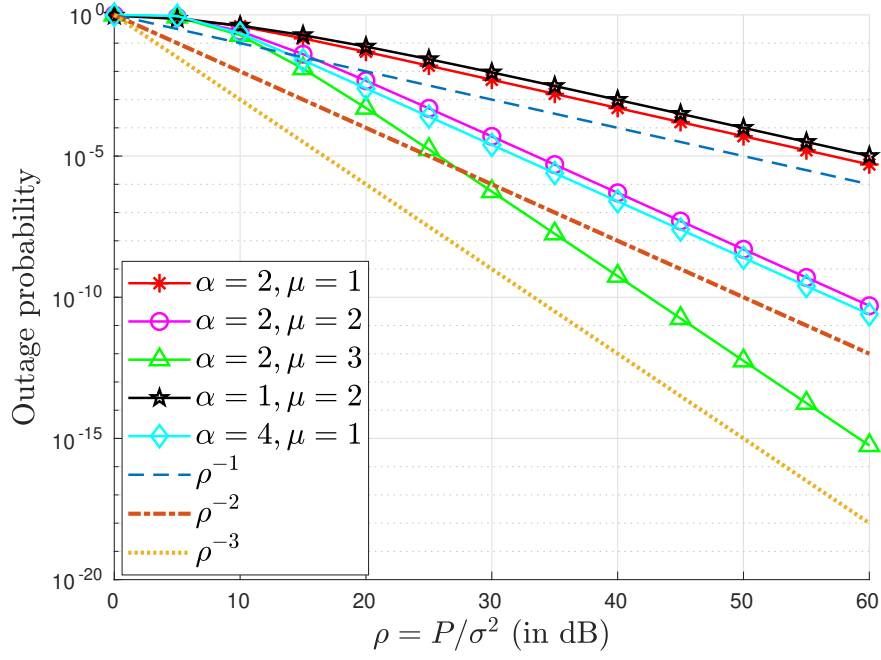


Fig. 6. Outage probability for CRS-NOMA for symbol s_1 for $a_2 = 0.1$, $\Omega_{sr} = \Omega_{sd} = 10$, $\Omega_{rd} = 1$ and $R_1 = 1$ bps/Hz.

APPENDIX B

PROOF OF THEOREM 2

Using (1) and a transformation of random variables, the CDF of $a_2\lambda_{sr}$ can be expressed as

$$F_{a_2\lambda_{sr}}(y) = F_{\lambda_{sr}}\left(\frac{y}{a_2}\right) = \frac{1}{\Gamma(\mu_{sr})} \gamma\left(\mu_{sr}, \frac{\mu_{sr} y^{0.5\alpha_{sr}}}{a_2^{0.5\alpha_{sr}} \Omega_{sr}^{\alpha_{sr}}}\right).$$

Similarly, using (2) and a transformation of random variables, the PDF of $a_2\lambda_{sr}$ can be expressed as

$$f_{a_2\lambda_{sr}}(y) = \frac{1}{a_2} f_{\lambda_{sr}}\left(\frac{y}{a_2}\right) = \frac{\alpha_{sr} \mu_{sr}^{\mu_{sr}} y^{0.5\alpha_{sr}\mu_{sr}-1}}{2a_2^{0.5\alpha_{sr}\mu_{sr}} \Omega_{sr}^{\alpha_{sr}\mu_{sr}} \Gamma(\mu_{sr})} \exp\left(\frac{-\mu_{sr} y^{0.5\alpha_{sr}}}{a_2^{0.5\alpha_{sr}} \Omega_{sr}^{\alpha_{sr}}}\right).$$

Therefore, the PDF of Y can be given by

$$f_Y(x) = f_{a_2\lambda_{sr}}(y) - f_{a_2\lambda_{sr}}(y)F_{\lambda_{rd}}(y) + f_{\lambda_{rd}}(y) - f_{\lambda_{rd}}(y)F_{a_2\lambda_{sr}}(y).$$

Substituting the expression of $f_Y(y)$ shown above into (9), we have

$$\begin{aligned} I_9 &\triangleq \int_0^\infty \ln(1 + \rho y) f_{a_2\lambda_{sr}}(y) dy, & I_{10} &\triangleq \int_0^\infty \ln(1 + \rho y) f_{a_2\lambda_{sr}}(y) F_{\lambda_{rd}}(y) dy, \\ I_{11} &\triangleq \int_0^\infty \ln(1 + \rho y) f_{\lambda_{rd}}(y) dy, & I_{12} &\triangleq \int_0^\infty \ln(1 + \rho y) f_{a_2\lambda_{rd}}(y) F_{a_2\lambda_{sr}}(y) dy. \end{aligned}$$

Solving the integrals shown above using the method in Appendix A, closed-form expressions for I_9 , I_{10} , I_{11} and I_{12} can be shown to be given by (11)-(14).

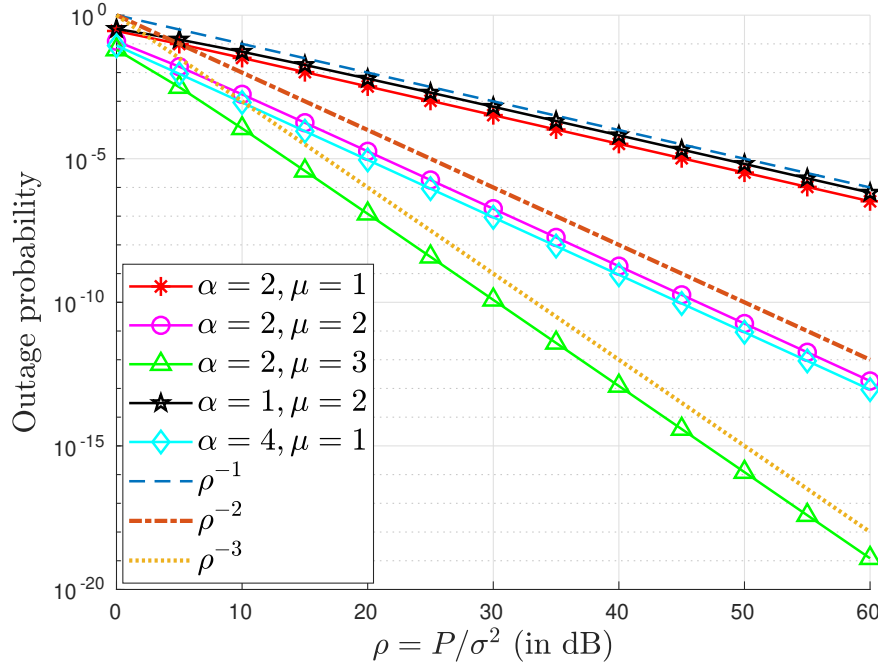


Fig. 7. Outage probability for CRS-NOMA for symbol s_2 for $a_2 = 0.1$, $\Omega_{sr} = \Omega_{sd} = 10$, $\Omega_{rd} = 1$ and $R_1 = R_2 = 1$ bps/Hz..

REFERENCES

- [1] Z. Ding, X. Lei, G. K. Karagiannidis, R. Schober, J. Yuan, and V. K. Bhargava, "A survey on non-orthogonal multiple access for 5G networks: Research challenges and future trends," *IEEE J. Sel. Areas Commun.*, vol. 35, no. 10, pp. 2181–2195, Oct 2017.
- [2] M. Vaezi, Z. Ding, and H. Poor, *Multiple Access Techniques for 5G Wireless Networks and Beyond*. Springer International Publishing, 2018.
- [3] Z. Ding, Y. Liu, J. Choi, Q. Sun, M. Elkashlan, C.-L. I, and H. V. Poor, "Application of non-orthogonal multiple access in LTE and 5G networks," *IEEE Commun. Mag.*, vol. 55, no. 2, pp. 185–191, February 2017.
- [4] J. B. Kim and I. H. Lee, "Capacity analysis of cooperative relaying systems using non-orthogonal multiple access," *IEEE Commun. Lett.*, vol. 19, no. 11, pp. 1949–1952, Nov 2015.
- [5] R. Jiao, L. Dai, J. Zhang, R. MacKenzie, and M. Hao, "On the performance of NOMA-based cooperative relaying systems over Rician fading channels," *IEEE Trans. Veh. Technol.*, vol. 66, no. 12, pp. 11 409–11 413, Dec 2017.
- [6] M. D. Yacoub, "The $\alpha - \mu$ distribution: A physical fading model for the Stacy distribution," *IEEE Trans. Veh. Tech.*, vol. 56, no. 1, pp. 27–34, Jan 2007.
- [7] B. Wang, G. Cui, W. Yi, L. Kong, and X. Yang, "Approximation to independent lognormal sum with $\alpha - \mu$ distribution and the application," *Signal Processing*, vol. 111, pp. 165 – 169, 2015.
- [8] A. Jeffrey and D. Zwillinger, *Table of Integrals, Series, and Products*, 7th ed. Elsevier Science, 2007.
- [9] K. P. Peppas, "A new formula for the average bit error probability of dual-hop amplify-and-forward relaying systems over generalized shadowed fading channels," *IEEE Wireless Commun. Lett.*, vol. 1, no. 2, pp. 85–88, April 2012.
- [10] H. Lei, I. S. Ansari, G. Pan, B. Alomair, and M. Alouini, "Secrecy capacity analysis over $\alpha - \mu$ fading channels," *IEEE Commun. Lett.*, vol. 21, no. 6, pp. 1445–1448, June 2017.

- [11] A. Mathai, R. Saxena, and H. Haubold, *The H-Function: Theory and Applications*. Springer New York, 2009.
- [12] Z. Ding, H. Dai, and H. V. Poor, “Relay selection for cooperative NOMA,” *IEEE Wireless Commun. Lett.*, vol. 5, no. 4, pp. 416–419, Aug 2016.
- [13] F. W. Olver, D. W. Lozier, R. F. Boisvert, and C. W. Clark, *NIST Handbook of Mathematical Functions*, 1st ed. New York, NY, USA: Cambridge University Press, 2010.
- [14] V. S. Adamchik and O. I. Marichev, “The algorithm for calculating integrals of hypergeometric type functions and its realization in REDUCE system,” in *Proceedings of the International Symposium on Symbolic and Algebraic Computation*. New York, NY, USA: ACM, 1990, pp. 212–224.
- [15] M. D. Springer, *The Algebra of Random Variables*. John Wiley & Sons, 1979.
- [16] P. K. Mittal and K. C. Gupta, “An integral involving generalized function of two variables,” *Proceedings of the Indian Academy of Sciences - Section A*, vol. 75, no. 3, pp. 117–123, Mar 1972.