

The future of stellar occultations by distant solar system bodies: perspectives from the Gaia astrometry and the deep sky surveys

J. I. B. Camargo^{1,2}, J. Desmars³, F. Braga-Ribas^{4,2}, R. Vieira-Martins^{1,2}, M. Assafin^{5,2}, B. Sicardy³, D. Bérard³, G. Benedetti-Rossi^{1,2}

¹*Observatório Nacional / MCTIC, Rua General José Cristino 77, 20921-400, Rio de Janeiro, Brazil*

²*LIneA, Rua General José Cristino 77, 20921-400, Rio de Janeiro, Brazil*

³*LESIA / Observatoire de Paris, CNRS UMR 8109, Université Pierre et Marie Curie, Université Paris-Diderot, 5 place Jules Janssen, F-92195 Meudon Cédex, France*

⁴*Federal University of Technology-Paraná (UTFPR / DAFIS), Rua Sete de Setembro, 3165, CEP 80230-901, Curitiba, PR, Brazil*

⁵*Observatório do Valongo / UFRJ, Ladeira do Pedro Antônio 43, RJ 20080-090, Rio de Janeiro, Brazil*

Abstract

Distant objects in the solar system are crucial to better understand the history and evolution of its outskirts. The stellar occultation technique allows the determination of their sizes and shapes with kilometric accuracy, a detailed investigation of their immediate vicinities, as well as the detection of tenuous atmospheres. The prediction of such events is a key point in this study, and yet accurate enough predictions are available to a handful of objects only. In this work, we briefly discuss the dramatic impact that both the astrometry from the Gaia space mission and the deep sky surveys – the Large Synoptic Survey Telescope in particular – will have on the prediction of stellar occultations and how they may influence the future of the study of distant small solar system bodies through this technique.

*Corresponding author

Email address: camargo@linea.gov.br (J. I. B. Camargo^{1,2})

<https://doi.org/10.1016/j.pss.2018.02.014>

©2018. This manuscript version is made available under the CC-BY-NC-ND 4.0 license <http://creativecommons.org/licenses/by-nc-nd/4.0/>

Keywords: Solar system: transneptunians; stellar occultation; Gaia space mission; deep sky surveys; big data

1. Introduction

Stellar occultation is a powerful technique that allows the determination of sizes and shapes of distant solar system objects with kilometric accuracy [1] [2] [3] [4] [5] [6] [7] (leading to albedos, densities), an investigation of their
5 immediate vicinities [6] [7] [8] (telling about the presence of rings, satellites, jets), and that may reveal tenuous - down to few nanobars - atmospheres [2] [3] [6] [9].

Accurate predictions¹ of occultation events are the very first step for the full success in the use of the technique. The relevance of this step is such that
10 its improvement inevitably – and positively – affects the future of the study of distant small solar system bodies through stellar occultations.

Thanks to the astrometry from the Gaia space mission and the deep sky surveys, a huge advance in this study is closer than ever. More specifically, the first will provide over 1 billion stars with unprecedented (sub milli- to micro-
15 arcsecond) astrometric accuracy (see, for instance, [10] [11]), while the latter, like the Large Synoptic Survey Telescope (LSST), will provide images from which short-term accurate ephemerides² of faint (down to $r \sim 24.5$ in the case of the LSST [12]) solar system bodies can be determined. As a result, this will lead us to milli-arcsecond (mas) level - or better - predictions to tens of
20 thousands of TNOs as explained in the next two sections.

¹Where and when, on the Earth, an occultation event can be observed.

²Ephemerides whose uncertainties, for 1-3 years after the most recent observation used in the determination of these ephemerides, are smaller than the angular size of the respective occulting bodies as seen from the Earth.

Table 1: Quantities from Fig. 1, lower panels

Technique	$\Delta\alpha\cos\delta$	$\Delta\delta$	Dots	Code	Gaia
Occultation	0 (± 8)	-1 (± 4)	15	red	Y
Direct imaging	6 (± 23)	-3 (± 10)	8	light blue	Y
Direct imaging	22 (± 42)	14 (± 36)	15	dark blue	N

Technique: way that positions were determined (from occultation or from direct imaging); $\Delta\alpha\cos\delta$ and $\Delta\delta$: average of the differences in the sense position minus NIMA. Values between parenthesis are the respective standard deviations; Dots: number of measurements used to derive the values in the two previous columns; Code: colour code as given in Fig. 1; Gaia: Gaia-based position? Yes/No. Angular measurements are in units of mas.

2. The power of Gaia

Figure 1 shows the improvement in accuracy, thanks to Gaia, of the ephemeris of (10199) Chariklo as determined by our orbit fitting tool NIMA [13]. In that figure, the most relevant difference between its upper and lower panels is that
25 the first is based on pre-Gaia astrometry, whereas the latter is dominated by Gaia DR1 [14] -based positions [15] (but see also [16] for a foretaste of the impressive data that will be delivered by the Gaia Data Release 2 from April 2018).

It should be noted that the uncertainty in the most recent version³ of that
30 ephemeris (lower panels) is significantly smaller than the angular size of Chariklo throughout 2018. And there are more accurate data and orbits to come! Note that all positions of Chariklo used here are from ground-based observations and that Gaia DR1 does not provide positions of small solar system bodies. Thousands of them, however, will be available in Data Release 2 [16],[17].

35 Currently, orbits determined by NIMA discriminates observational data (po-

³On the date this paper was written.

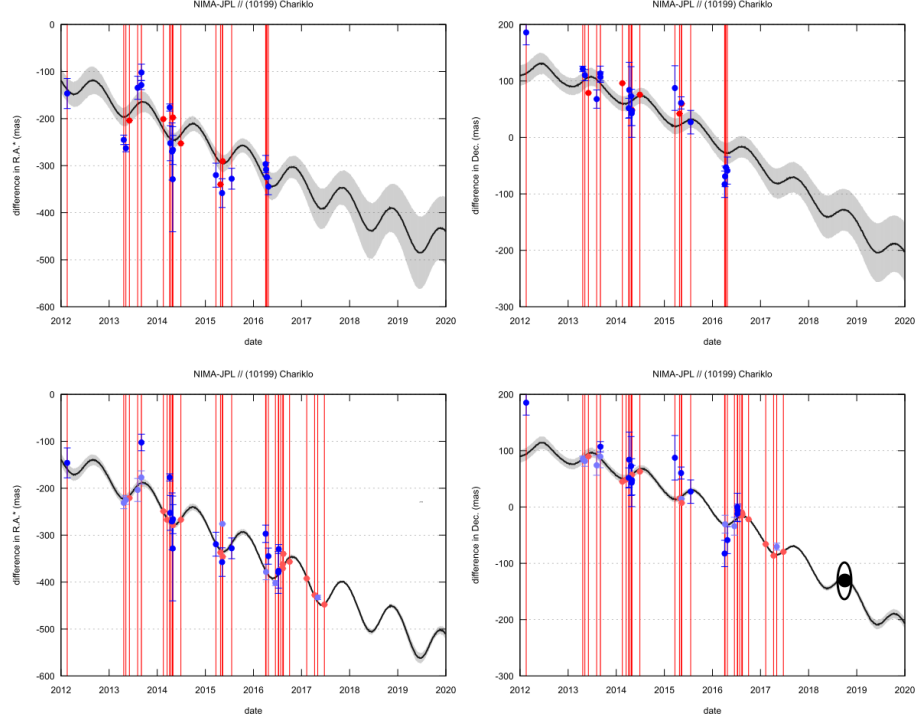


Figure 1: Orbit improvement for Chariklo. Versions 8 (2016/JUN, upper panels) and 13 (2017/JUL, lower panels, the most recent one on the date this paper was written) of Chariklo's orbit as determined by NIMA. In all plots we have: differences in right ascension and declination (black curves) in the sense NIMA ephemeris minus the Jet Propulsion Laboratory (JPL) ephemeris (version: JPL20); 1- σ uncertainty (grey area) of NIMA ephemeris; red points: differences between positions obtained from stellar occultations and those from the JPL ephemeris; dark/light blue points: differences between positions obtained from direct imaging of Chariklo and those from the JPL ephemeris; red vertical segments are provided for an easier visual correspondence between the dots and the dates associated to them; error bars represent the standard deviation of the observational residuals from the same night and same observatory. Red dots, in particular, represent one observation each so that no error bar is attributed to them. In the upper panels, all positions are based on pre-Gaia astrometric catalogues. In the lower panels, red and light blue points are now Gaia DR1-based. Some of these light blue points are a re-reduction of the non Gaia-based dark blue points in the upper panels. Note how well the Gaia-based positions agree with the orbit. Chariklo and its rings are also roughly represented in the lower right panel.

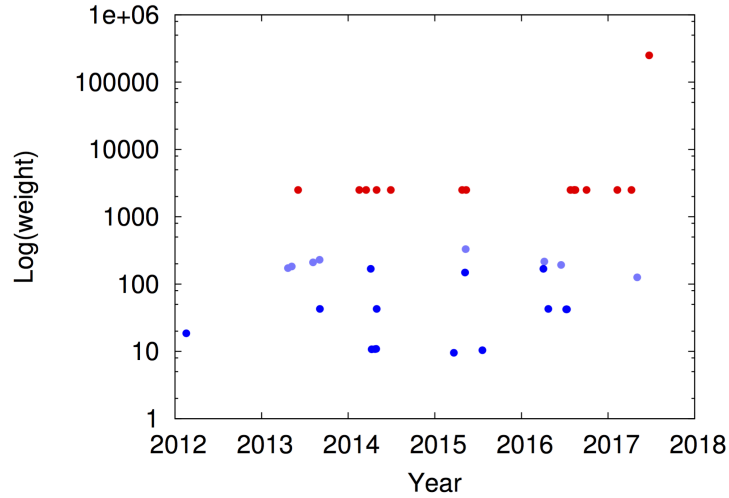


Figure 2: Logarithm of the weights (σ^{-2}) attributed to the points shown in the lower panels of Fig. 1. The same colour code is used.

sitions) of solar system bodies between those obtained from direct imaging and those obtained from occultations. It also discriminates between Gaia- and non Gaia-based positions. In the lower panels of Fig. 1, Gaia-based positions are given by the red and light blue points whereas non Gaia-based positions are
40 given by the dark blue points. These discriminations are expressed in terms of weights.

Figure 2 indicates the different weights attributed to the positions mentioned above. Astrometric data from an occultation is obtained from the relative position of the occulting body with respect to that of the occulted star. This relative
45 position is determined with mas level accuracy (see, for instance, [18]). Therefore, accurate stellar positions, as those given by the Gaia mission, provide mas level accurate positions of the occulting (solar system) body. In this context, it is natural that these points (red dots in Fig. 2) have the largest weights.

Table 1 quantifies the effect of the weighing scheme (see [13] for more details),
50 that results in an orbit heavily dominated by the Gaia-based positions with emphasis to those from occultations.

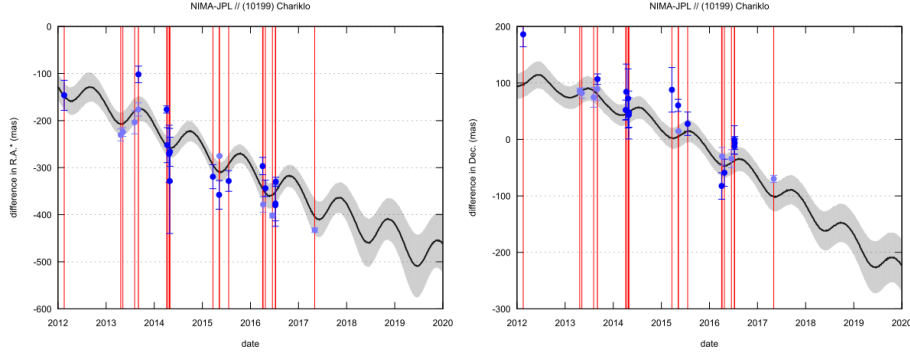


Figure 3: Same as the lower panels of Fig. 1, but excluding the occultation data (red points) from the fit.

The impact of the use of Gaia DR1-based positions from occultations can be seen in Fig. 3, from which the occultation data have been withdrawn. As compared to the lower panels of Fig. 1, we note not only a non negligible (at least in the context of predictions) difference between both ephemerides to those
 55 dates after that of the last observation but also a considerable increase in the uncertainty (grey zone). It is also important to note that, adding the occultation data, the ephemeris better fits the light blue (and also Gaia DR1-based) points, as expected. In this way, in the absence of occultation data, higher weights to
 60 the light blue points could be considered.

3. The power of LSST

The Minor Planet Center lists, to date, around 2 600 transneptunian objects (TNOs) and Centaurs. The LSST, whose full science operations are scheduled to begin in 2023, will record the entire visible sky from Cerro Pachón about twice
 65 a week and observe millions of solar system objects, $\sim 40\,000$ TNOs among them [12].

The survey expects to deliver astrometry accurate to 10 mas per exposure depending, among others, on the seeing and signal-to-noise ratio. In some cases, however, mas level accuracies may be required by stellar occultation predictions

70 to observe satellites, grazing events by rings, topographic features, and bodies
that may retain atmosphere. Therefore, a more careful astrometry may also be
needed in specific cases and the previous section showed that this is possible.

It should be noted that many thousands of TNOs are expected to have
more than one hundred observations along the ten years of operations of the
75 survey [12]. These observations are crucial to, in association with the astrometry
from Gaia, orbit fitting tools, and careful weighing schemes (e.g. [13]), obtain
accurate enough short-term ephemerides to all those objects.

4. Comments and conclusions

A stellar occultation event is magnitude independent, in the sense that it
80 only needs to record the flux variation of the star in an interval of time that
contains its occultation. Therefore, the technique is suitable to also investigate
the faintest occulting bodies. With Gaia and deep sky surveys we can expect
the need to select events by focusing on, for instance, small groups of objects
with different physical/dynamical features, instead of trying to observe them
85 all. On the other hand, with the increasing amount of successful observations,
we could also envisage a data-driven approach in the study of small solar system
bodies uniquely from the occultations! The full profit of this exciting and quickly
approaching scenario will, among others, rely on accurate predictions, on the
amateur community, and on the availability of networks of small (20-40 cm)
90 telescopes (e.g. [19]) with fast readout detectors around the world, as well as
the appropriate support to storage and data processing (big data context).

5. Acknowledgments

J.I.B.C. acknowledges CNPq grant 308150/2016-3. The work leading to
these results has received funding from the National Institute of Science and
95 Technology of the e-Universe project (INCT do e-Universo, CNPq grant 465376/2014-
2). The work leading to these results has received funding from the European
Research Council under the European Community's H2020 2014-2020 ERC

grant Agreement n° 669416 "Lucky Star". The authors acknowledge the comments from the anonymous referees.

100 6. References

References

- [1] J. L. Elliot, M. J. Person, C. A. Zuluaga, et al., Size and albedo of Kuiper belt object 55636 from a stellar occultation, *Nature* 465 (2010) 897–900. doi:10.1038/nature09109.
- 105 [2] B. Sicardy, J. L. Ortiz, M. Assafin, et al., A Pluto-like radius and a high albedo for the dwarf planet Eris from an occultation, *Nature* 478 (2011) 493–496. doi:10.1038/nature10550.
- [3] J. L. Ortiz, B. Sicardy, F. Braga-Ribas, et al., Albedo and atmospheric constraints of dwarf planet Makemake from a stellar occultation, *Nature* 110 491 (2012) 566–569. doi:10.1038/nature11597.
- [4] F. Braga-Ribas, B. Sicardy, J. L. Ortiz, et al., The Size, Shape, Albedo, Density, and Atmospheric Limit of Transneptunian Object (50000) Quaoar from Multi-chord Stellar Occultations, *ApJ* 773 (2013) 26. doi:10.1088/0004-637X/773/1/26.
- 115 [5] A. R. Gomes-Júnior, B. L. Giacchini, F. Braga-Ribas, et al., Results of two multichord stellar occultations by dwarf planet (1) Ceres, *MNRAS* 451 (2015) 2295–2302. arXiv:1504.04902.
- [6] J. L. Ortiz, P. Santos-Sanz, B. Sicardy, et al., The size, shape, density and ring of the dwarf planet Haumea from a stellar occultation, *Nature* 550 120 (2017) 219–223. doi:10.1038/nature24051.
- [7] F. Braga-Ribas, B. Sicardy, J. L. Ortiz, et al., A ring system detected around the Centaur (10199) Chariklo, *Nature* 508 (2014) 72–75. arXiv:1409.7259, doi:10.1038/nature13155.

- [8] J. L. Ortiz, R. Duffard, N. Pinilla-Alonso, et al., Possible ring material
 125 around centaur (2060) Chiron, *A&A* 576 (2015) A18. [arXiv:1501.05911](#),
[doi:10.1051/0004-6361/201424461](#).
- [9] T. Widemann, B. Sicardy, R. Dusser, et al., Titania’s radius and an upper
 limit on its atmosphere from the September 8, 2001 stellar occultation,
Icarus 199 (2009) 458–476. [doi:10.1016/j.icarus.2008.09.011](#).
- [10] F. Mignard, Overall Science Goals of the Gaia Mission, in: C. Turon, K. S.
 130 O’Flaherty, M. A. C. Perryman (Eds.), *The Three-Dimensional Universe
 with Gaia*, Vol. 576 of ESA Special Publication, 2005, p. 5.
- [11] Gaia Collaboration, T. Prusti, J. H. J. de Bruijne, A. G. A. Brown,
 A. Vallenari, C. Babusiaux, C. A. L. Bailer-Jones, U. Bastian, M. Bier-
 135 mann, D. W. Evans, et al., The Gaia mission, *A&A* 595 (2016) A1.
[arXiv:1609.04153](#), [doi:10.1051/0004-6361/201629272](#).
- [12] LSST Science Collaboration, P. A. Abell, J. Allison, et al., LSST Science
 Book, Version 2.0, (2009) ArXiv e-prints [arXiv:0912.0201](#).
- [13] J. Desmars, J. I. B. Camargo, F. Braga-Ribas, et al., *A&A* 584 (2015) A96.
 140 [doi:10.1051/0004-6361/201526498](#).
- [14] Gaia Collaboration, A. G. A. Brown, A. Vallenari, et al., *A&A* 595 (2016)
 A2. [doi:10.1051/0004-6361/201629512](#).
- [15] L. Lindegren, U. Lammers, U. Bastian, et al., Gaia Data Release 1. Astrom-
 etry: one billion positions, two million proper motions and parallaxes, *A&A*
 145 595 (2016) A4. [arXiv:1609.04303](#), [doi:10.1051/0004-6361/201628714](#).
- [16] D. Katz, A. G. A. Brown, Gaia: on the road to DR2, (2017) ArXiv e-
 prints [arXiv:1710.10816](#).
- [17] P. Tanga, SMALL BODY OBSERVATIONS WITH GAIA, ACM2017 -
 Abstract Book, (2017) <http://acm2017.uy/abstracts/Plenary6.a.3.pdf>.

- 150 [18] B. Sicardy, G. Bolt, J. Broughton, T. Dobosz, D. Gault, S. Kerr,
F. Bénard, E. Frappa, J. Lecacheux, A. Peyrot, J.-P. Teng-Chuen-Yu,
W. Beisker, Y. Boissel, D. Buckley, F. Colas, C. de Witt, A. Doressoundi-
ram, F. Roques, T. Widemann, C. Gruhn, V. Batista, J. Biggs, S. Di-
eters, J. Greenhill, R. Groom, D. Herald, B. Lade, S. Mathers, M. Assafin,
155 J. I. B. Camargo, R. Vieira-Martins, A. H. Andrei, D. N. da Silva Neto,
F. Braga-Ribas, R. Behrend, Constraints on Charon's Orbital Elements
from the Double Stellar Occultation of 2008 June 22, AJ 141 (2011) 67.
doi:10.1088/0004-6256/141/2/67.
- [19] M. W. Buie, J. M. Keller, L. H. Wasserman, RECON - A new system for
160 probing the outer solar system with stellar occultations, European Plane-
tary Science Congress 10 (2015) EPSC2015-845.