

Eclipse timing variation analysis of *OGLE-IV* eclipsing binaries toward the Galactic Bulge.

I. Hierarchical triple system candidates

T. Hajdu^{1,2,3,4*}, T. Borkovits^{5,3}, E. Forgács-Dajka¹, J. Sztakovics^{6,1}, G. Marschalkó^{5,3}, G. Kutrovátz¹

¹*Eötvös Loránd University, Department of Astronomy, H-1118 Pázmány Péter stny. 1/A, Budapest, Hungary*

²*Konkoly Observatory, Research Centre for Astronomy and Earth Sciences, Hungarian Academy of Sciences, H-1121 Budapest, Konkoly Thege Miklós út 15-17, Hungary*

³*Wigner Research Centre for Physics of HAS, PO Box 49, H-1525, Budapest, Hungary*

⁴*MTA CSFK Lendület Near-Field Cosmology Research Group*

⁵*Baja Astronomical Observatory of Szeged University, H-6500 Baja, Szegedi út, Kt. 766, Hungary*

⁶*Eszterházy Károly University, Department of Physics, H-3300 Eszterházy tér 1 Eger, Hungary*

Accepted XXX. Received YYY; in original form ZZZ

ABSTRACT

We report a study of the eclipse timing variation (ETV) of short period ($P_1 \leq 6^d$) eclipsing binaries (EB) monitored during the photometric survey *OGLE-IV*. From the 425 193 EBs we selected approximately 80 000 binaries that we found suitable for further examination. Among them we identified 992 potential hierarchical triple (or multiple) system candidates exhibiting light-travel-time effect (LTTE). Besides, we obtained the orbital parameters of these systems and carried out statistical analyses on the properties of these candidates. We found that (i) there is a significant lack of triple systems where the outer period is less than 500 days; (ii) the distribution of the outer eccentricities has a maximum around $e_2 \approx 0.3$; (iii) the outer mass ratio calculated from an estimated minimum mass of the third component is lower than $q_2 \sim 0.5$ for the majority of the sample. We also present some systems that deserve special attention. (i) There are four candidates that show double periodic ETV, which we explain by the presence of a fourth companion. (ii) For two systems the perturbations of the third component are also found to be significant therefore we give a combined dynamical and LTTE ETV solution. (iii) For one system the third component is found to be probably in the substellar mass domain.

Key words: methods: numerical – binaries: close – binaries: eclipsing

1 INTRODUCTION

The study of variable stars has a long history going back to antiquity (Jetsu et al. 2013). The recent boom of the discovery of thousands of new variable stars is a natural byproduct of the large stellar surveys such as e. g. NASA’s Kepler Mission (Prša et al. 2011) and OGLE (Soszyński et al. 2016).

The investigation of triple stellar systems plays a significant role not only in the understanding of the orbital evolution of close binaries, but also in the study of their whole life (from their formation to the death of the binary components) (Toonen et al. 2016). Furthermore, the various formation theories of close binary systems, e. g. the so

called Kozai Cycles with Tidal Friction (KCTF) mechanism (see, e. g. Kiseleva et al. 1998; Fabrycky & Tremaine 2007; Naoz & Fabrycky 2014), as well as the recently proposed different disk and core fragmentation procedures (Tokovinin 2018; Moe & Kratter 2018), require the presence of an additional, third stellar component for the explanation of the large number of the shortest (less than a few days) period, non-evolved binary stars.

One of the best known methods for the identification of a third companion around an eclipsing binary (EB) is based on the detection and analysis of the eclipse timing variations (ETV) of the binary. If an EB has a distant, third companion, its distance from the observer varies periodically due to the EB’s revolution around the common center of mass of the triple (or multiple) system. As a natural consequence,

* E-mail: t.hajdu@astro.elte.hu

the light-travel time effect (LTTE) occurs, which manifests in periodic fluctuations in the observed times of the eclipses. Such kind of periodic ETVs have been found in hundreds of EBs in the last 60-70 years.

Several surveys have provided excellent photometry for ETV analysis. Besides the investigations of ultraprecise space photometry like *Kepler* (Rappaport et al. 2013; Conroy et al. 2014; Borkovits et al. 2015, 2016) and *CoRoT* (Hajdu et al. 2017) there are several studies that used ground-based survey data for searching multiple stellar systems, see e.g. Li et al. (2018).

The Optical Gravitational Lensing Experiment (*OGLE*) was designed for discovering dark matter using the microlensing technique in 1992 (Udalski et al. 1992). Observations of the currently running project *OGLE-IV* are made at Las Campanas Observatory, Chile with the 1.3-m Warsaw Telescope, which is currently equipped with a mosaic CCD camera. The majority of the observations were carried out in Cousins *I* photometric band with an exposure time of 100 s, while a much smaller part of them were made in Johnson *V*-band with the exposure time of 150 s. Recent and past *OGLE* surveys were found to be useful e.g. for exoplanet exploration (Bouchy et al. 2004) and for the investigation of variable stars (Soszyński et al. 2016).

The Galactic Bulge part of the *OGLE-IV* survey with its approximately half million EBs, which were identified by Soszyński et al. (2016) gives us a good chance to increase the number of the candidates of hierarchical triple stellar systems. The authors also mentioned some potential triple systems in their paper that were also found by our algorithm.

Recently Zasche et al. (2016, 2017) investigated LCs of the *OGLE* Large and the Small Magellanic Cloud eclipsing binaries and found some additional components and determined their orbit.

In this paper we are searching for hierarchical triple star candidates towards the Galactic Bulge with the analysis of ETVs of EBs observed during the *OGLE-IV* survey. For this study we use publicly available *OGLE-IV* photometric data¹.

In section 2 we shortly formulate the mathematical background of the third-body effected ETV analysis.

In Section 3 we outline the steps of our investigation, starting with the methods used for data acquisition and automatic *O – C* curve generation, then continuing with the system selection and, finally, closing with a short description of some details of the applied ETV and the auxiliary light curve analyses as well.

The results of the analysis of the ETVs of the new hierarchical triple candidates, as well as some other interesting by-products of our research, are discussed in Section 4.

Finally, a short summary is given in Section 5.

2 EFFECTS OF A THIRD BODY ON THE ETV

In this paper we define ETV as the difference between the observed and calculated times of minima (which is also called

as *O – C*):

$$\Delta = T(E) - T_0 - P_s E, \quad (1)$$

where $T(E)$ denotes the time of the E th eclipse, $T_0 = T(0)$ is the time of the 'zeroth' eclipse and P_s denotes the orbital period of the binary. Our basic model is given by

$$\Delta = \sum_{i=0}^2 c_i E^i + [\Delta_{\text{LTTE}} + \Delta_{\text{dyn}}]_0^E \quad (2)$$

The constant and linear terms of the polynomial in E give corrections to T_0 and P_s . The second order coefficient provides the half rate of the linear variation in period. Note that this term had significant value only in a few cases. These systems are marked in the corresponding tables. The second and third components in the right side of the equation, Δ_{LTTE} and Δ_{dyn} , refer to the contributions of LTTE and short-timescale dynamical third-body perturbations. Note that an ETV and, therefore, Eq. (2) may contain additional components, for example the effect of the apsidal motion in an eccentric EB. However the vast majority of the short period EBs in our sample revolve on circular orbit and, therefore, this component does not play any role.

In the following two subsections we describe shortly the LTTE and dynamical terms.

2.1 The light-travel time effect

According to our knowledge, Chandler (1888) was the first to mention LTTE as a possible origin of the observed ETVs of Algol. Later the widely used mathematical description of an LTTE forced ETV was published by Irwin (1952). He also gave a graphical fitting procedure for determining the elements of the light-time orbit from the ETVs that had been investigated by the use of the eclipse timing diagrams. Traditionally these diagrams were called *O–C* diagrams (see e.g. Sterken 2005 for a short review on the advantages of *O–C* diagrams in the analyses of period variations).

There are several other mechanisms capable of producing ETVs in EBs, and some of them may even strongly mimic LTTE-like behavior. Therefore the detection of the third component with this method is not an easy matter. In this regard Frieboes-Conde & Herczeg (1973) listed four criteria that an ETV curve should fulfill for an LTTE solution. These criteria can be summarized as follows. (1) The shape of the ETV curve must follow the analytical form of an LTTE solution. (2) The ETVs of the primary and secondary minima must be consistent in both amplitude and phase with each other. (3) The estimated mass or the minimum mass of the third component, derived from the amplitude of the LTTE solution, must be in accord with photometric measurements or limits on third light in the system. (4) Variation of the systemic radial velocity (if it is available) should be consistent with the LTTE solution.

According to Irwin (1952) the LTTE contribution takes the following form

$$\Delta_{\text{LTTE}} = -\frac{a_{\text{AB}} \sin i_2}{c} \frac{(1 - e_2^2) \sin(v_2 + \omega_2)}{1 + e_2 \cos v_2}, \quad (3)$$

where a_{AB} denotes the semi-major axis of the EB's center of mass around the center of mass of the triple system, while i_2 , e_2 , ω_2 stand for the inclination, eccentricity, and argument

¹ ftp://ftp.astrouw.edu.pl/ogle/ogle4/OCVS/blg/ec1/phot_ogle4/

of periastron of the relative outer orbit, respectively. Furthermore, c is the speed of light and v_2 is the true anomaly of the third component. Note the negative sign on the right hand side, which arises from the use of the *companion's* argument of periastron, instead of the argument of periastron of the light time orbit of the EB ($\omega_{AB} = \omega_2 + \pi$).

The amplitude of the LTTE takes the form

$$\mathcal{A}_{\text{LTTE}} = \frac{a_{AB} \sin i_2}{c} \sqrt{1 - e_2^2 \cos^2 \omega_2}, \quad (4)$$

while the mass function $f(m_C)$, analogous to its spectroscopic counterpart for single-line spectroscopic binaries, is usually defined as

$$f(m_C) = \frac{m_C^3 \sin^3 i_2}{m_{ABC}^2} = \frac{4\pi^2 a_{AB}^3 \sin^3 i_2}{GP_2^2}, \quad (5)$$

and can be calculated from the parameters of the LTTE solution. Using the mass function, the amplitude of the LTTE can be approximated as

$$\mathcal{A}_{\text{LTTE}} \approx 1.1 \times 10^{-4} f(m_C)^{1/3} P_2^{2/3} \sqrt{1 - e_2^2 \cos^2 \omega_2}, \quad (6)$$

where $f(m_C)$ should be expressed in solar masses, P_2 in days, and $\mathcal{A}_{\text{LTTE}}$ is also resulted in days.

Note that if the mass of the eclipsing binary is known, the minimum mass ($i_2 = 90^\circ$) of the third component can be determined based on the mass function ($f(m_C)$).

2.2 Dynamical perturbation of the third component on the ETV

In tight hierarchical triple stellar systems the short-timescale three-body perturbations on the Keplerian two-body motion of the inner binary may also alter the ETVs significantly. This dynamical ETV contribution was analytically described in a series of papers by Borkovits et al. (2003, 2011, 2015).

The dynamical ETV component (Δ_{dyn}) has a complex dependence on the orbital elements of the inner and outer orbits, and their relative configurations as well. Furthermore, for eccentric inner orbits even the orbits' relative orientation to the observer becomes an additional important factor. A comprehensive description of these effects can be found in Borkovits et al. (2015). In our sample, however, we calculate dynamical effects only for circular EBs. Therefore, for our purposes it is satisfactory to use the substantially simpler formula of Borkovits et al. (2003) that takes the following form:

$$\Delta_{\text{dyn}} = \mathcal{A}_{\text{dyn}} \left[\left(1 - \frac{3}{2} \sin^2 i_m \right) \mathcal{M} + \frac{3}{4} \sin^2 i_m \mathcal{S} \right], \quad (7)$$

where

$$\mathcal{M} = v_2 - l_2 + e_2 \sin v_2, \quad (8)$$

$$\mathcal{S} = \sin(2v_2 + 2g_2) + e_2 \times \left[\sin(v_2 + 2g_2) + \frac{1}{3} \sin(3v_2 + 2g_2) \right]. \quad (9)$$

stand for the time-dependent functions of the true anomaly (v_2) as well as the mean anomaly (l_2) of the outer body on its relative orbit around the EB's center of mass, while g_2 is the

tertiary's argument of periastron measured from the intersection of the inner and outer orbital planes. Furthermore, i_m denotes the mutual (relative) inclination of the inner and outer orbits, while the mass and period ratios of the inner and outer subsystems occur in the amplitude-like quantity

$$\mathcal{A}_{\text{dyn}} = \frac{1}{2\pi} \frac{m_C}{m_{ABC}} \frac{P_1^2}{P_2} (1 - e_2^2)^{-3/2}. \quad (10)$$

Note that despite the fact that the true magnitude of the dynamical ETV can be significantly altered by the two eccentricities and the mutual inclination as well (Borkovits et al. 2011), it was found by Borkovits et al. (2016) that in most cases \mathcal{A}_{dyn} gives a reasonable estimation at least for the magnitude of the short-term dynamical ETV contribution.

In this paper we present two short periodic hierarchical triple stellar system candidates with significant dynamical contribution (see Sec. 4.1).

3 BASIC STEPS OF THE ANALYSIS

3.1 System selection

The OGLE-IV survey provided around 425 193 light curves of EBs that were observed in I and V bands. Since the I band light curves typically contain much more points than V band ones, we relied only on the former photometric band data for our analysis. Our main goal was to find hierarchical triple stellar candidates whose outer period (P_2) is shorter than, or comparable to, the length of the observations. Unfortunately most of the data trains do not contain enough data points (more than the half of the cases contain less than 1000 points) for a detailed examination. Therefore we investigated only those systems whose light curves contain more than 4000 points. Applying this criterion we reduced our sample from the original 425 193 EBs to $\sim 80\,000$ systems.

3.2 Determination of times of minima

To determine the times of minima we used a slightly modified version of the algorithm used by Hajdu et al. (2017). Note that a similar algorithm was used by Burggraaff et al. (2018).

For the determination of the minima times we used phase-folded and binned light curves of the systems. The initial periods for the phase-folding processes were taken from the original OGLE site. In some cases these periods were updated and then the phase-folding was reiterated by the use of the period corrections obtained from the ETV analyses.

The folded light curves were binned into 1000 equally spaced phase-cells, according to the orbital phases of each measured points. Then the weighted arithmetic mean magnitudes were calculated cell by cell, and associated to the phase of the cell midpoints. (For the weighting the uncertainties of each individual data points were used). In the next step, we formed 12-th order polynomial template functions for the primary and secondary eclipses of the folded and binned light curves. We intended to use these templates to determine the mid-times of the individual eclipse events.

Unfortunately, in most cases the individual cycle to cycle light curves are badly covered and, therefore, we were not able to determine individual times of minima with the

necessary accuracy. Thus, we decided to use normal minima. After some attempts we came to the conclusion that calculating one normal minimum for every 17 consecutive binary cycles would provide the best compromise between the requested phase coverage of any individual eclipsing minima, and the decreasing time-resolution, and smoothing of the ETVs.

We found that by using the templates of the two types of eclipses at once we can reduce the uncertainties of the ETV data. In our work we used these ETVs for analyses but we also used the primary and the secondary ETVs for confirmations. Note that this dual fit process is applicable only if the eccentricity of the inner orbit is zero so there is no apsidal motion.

3.3 ETV analysis

To select those systems that exhibit periodic ETVs we applied a Levenberg-Marquardt (LM) based process fitting a sine function together with a second order polynomial in the following form:

$$f(x) = a_0 + a_1 \cdot x + a_2 \cdot x^2 + a_3 \cdot \sin\left(a_4 + \frac{2\pi}{a_5} \cdot x\right). \quad (11)$$

The initial period (a_5) was varied between $80 \times P_1$ and 4000 days with a step size of $10 \times P_1$, and the best fit was chosen via χ^2 search. The former value was found to be an appropriate lower limit for reasonable outer periods, while the latter one is twice of the maximum length of the data series.

Then with the use of a combined grid-search and LM method our code searches for an LTTE solution (Eq. 3) together with the parabolic term. For this process the initial values of some of the parameters (third-body period, polynomial coefficients) are taken from the previous, sine-fit.

To get the best fitted ETV solution the initial values of the eccentricity (e_2), argument of the periastron (ω_2) and periastron passage time (τ_2) were set to 4-6 different, evenly spaced values within their physically realistic range.

Then, in the last stage, the goodness of the solutions was tested and, therefore, the selection of the triple-candidate systems was carried out also in an automatic manner. The first criterion was that the amplitude ($\mathcal{A}_{\text{LTTE}}$) of the LTTE solution (Eq. 4) has to be higher than one and the half times the average absolute difference between successive $O - C$ points. The other criterion was based on the normalized χ^2 value which was counted in the following form

$$\chi^2 = \frac{1}{N} \sum_{i=1}^N \frac{(y_i - f_i)^2}{\sigma_i^2}, \quad (12)$$

where N is the number of the $O - C$ points, y_i is the value of the i th $O - C$ point, f_i represents the i th $O - C$ value derived from the ETV solution and finally σ_i is the uncertainty of the i th $O - C$ point. Finally, this list was corrected (basically reduced) through a manual inspection.

4 RESULTS

In conclusion, we have found 992 potential hierarchical multiple stellar system candidates in the photometric data of the *OGLE-IV* survey. We divided these candidates into two groups. Into the first group of the more probable triples we put basically those systems for which the outer period is less than 1500 days and the amplitude is at least 3 times higher than the variance of the residual, or else the period is lower than 1000 days, while the other group contains the remaining, less confident cases.

The results obtained for the two sets of our candidates are listed in Tables 1 and A2, respectively. These tables provide the OGLE ID, the epoch (T_0), the inner and outer periods (P_1, P_2), the eccentricity (e_2), argument of the periastron (ω_2) and periastron passage time (τ_2) of the third companion, the projected semi-major axis of the light-time orbit ($a_{\text{AB}} \sin i_2$), the mass function ($f(m_{\text{C}})$) and the parabolic term (ΔP_1) where it is significant. Furthermore, we plot the ETVs together with the LTTE solutions and the raw and folded light curves in Fig. 1 as well.

In what follows, after enumerating some individual systems with special interests (Sects. 4.1, 4.2, 4.3) we carry out detailed statistical analyses of the properties of our candidates in Sect. 4.4.

4.1 Systems with significant dynamical effect

For the vast majority of the investigated systems, in comparison to the LTTE term, the dynamical contribution to the ETV can safely be ignored. This fact was far not unexpected, as the amplitude of the dynamical ETV is scaled with the EB's period, hence our sample systems with their typical period of $P_1 < 1$ -d are strongly unfavourable for the detection of such effect. Despite this, we detected two systems where the results of the preliminary LTTE analysis have predicted significant dynamical ETV contribution.

For these two systems, in theory, we were able to determine system masses, though only with large uncertainties. The parameters of these systems are tabulated in Table 3 and the LTTE+dynamical ETV solutions are presented in Figs. 2 and 3.

OGLE-BLG-ECL-143356 is an Algol-type EB with a period of $P_1 \sim 2^d4$ and moderately different primary and secondary eclipse depths (see Fig. 2, right panel). The amplitude of the dynamical effect is $\sim 80\%$ of LTTE amplitude. Our results imply that the system is formed by three stars more massive than our Sun. The total mass of the inner binary was found to be $\sim 3.7 \pm 0.9 M_{\odot}$, while the mass of the third component was found to be $\sim 1.7 \pm 0.5 M_{\odot}$. Furthermore, the folded light curve suggests that the inner binary is formed by two similar stars and, therefore, the whole triple might be made up of components of almost equal masses.

OGLE-BLG-ECL-169255 is an another Algol-type EB with unequally bright components (see Fig. 3 right panel). According to our solution the third component has a mass of $\sim 1.5 \pm 0.6 M_{\odot}$. Note that the amplitude of the dynamical delay is less than the half of the amplitude of the LTTE.

Figure 1. The raw *I*-band (upper left panel) and the folded (right panel) light curve and the ETV data together with the LTTE solution (lower left panel) for the 255 most certain candidate systems. (The full figure for all the triples can be obtained in the electronic edition of the paper.)

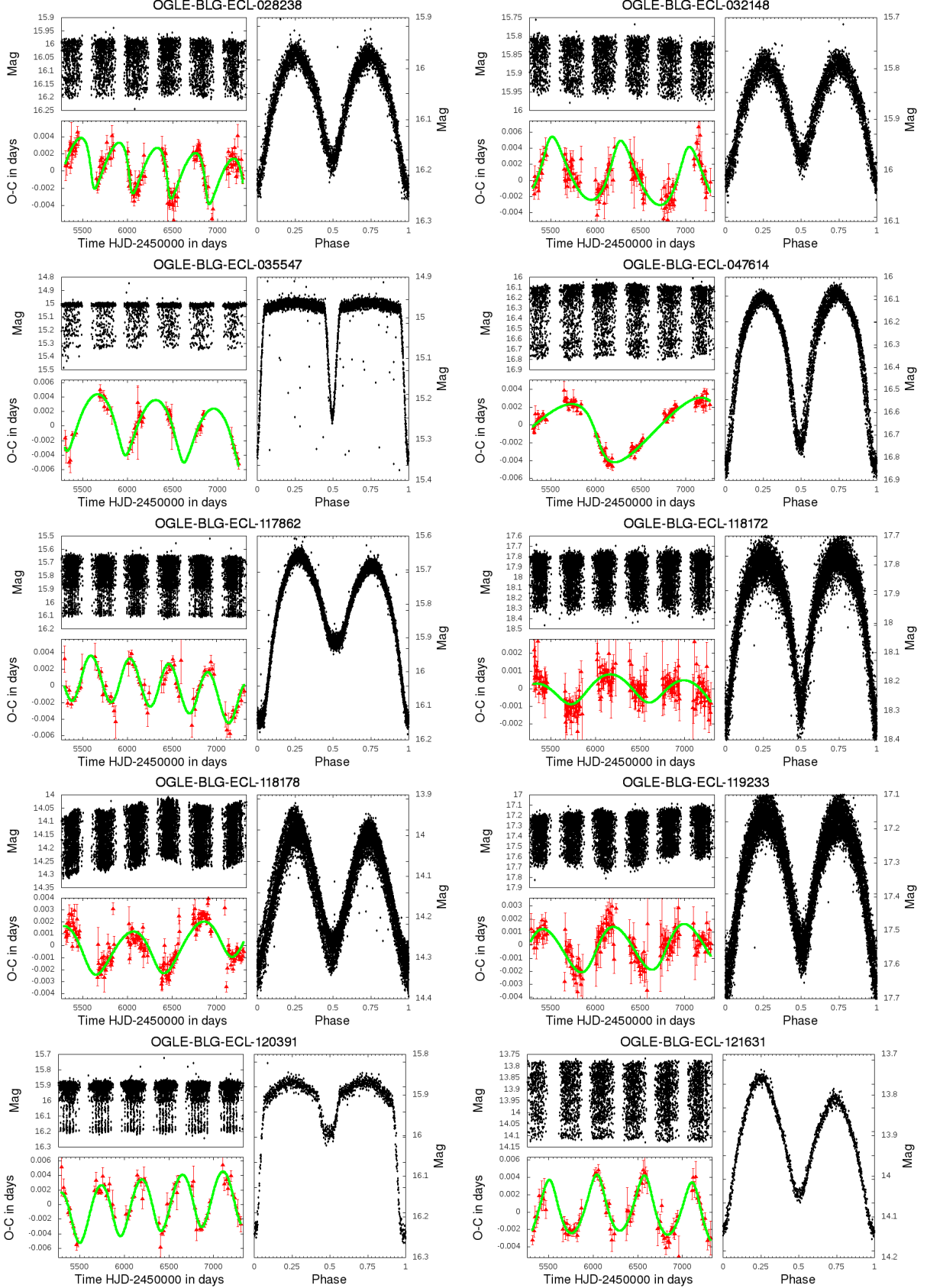


Table 1. LTTE solutions for the 258 most certain hierarchical triple star candidates of the OGLEIV sample. (The full table can be obtained in machine readable form in the electronic edition of the paper.)

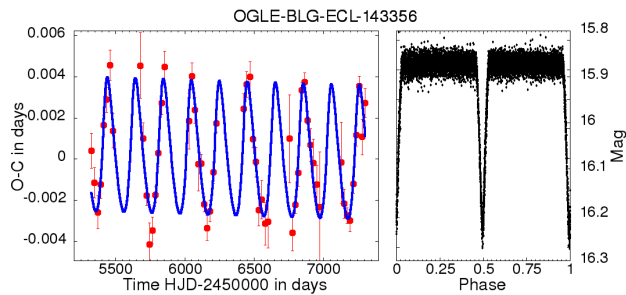
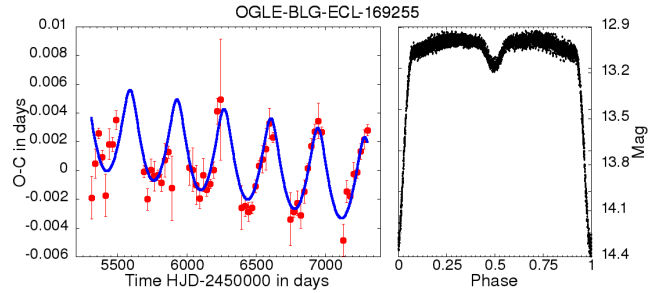
ID	T_0 [HJD-2450000 days]	P_1 [days]	P_2 [days]	$a_{AB} \cdot \sin(i_2)$ [R_\odot]	e_2	ω_2 [deg]	τ_2 [days]	$f(m_C)$	ΔP_1 [$\times 10^{-10} \frac{d}{c}$]
28238	5265.711315	0.336880	424.5 ± 9.0	123.9 ± 10.7	0.61 ± 0.10	31.7 ± 0.9	5606.1 ± 9.3	0.1413 ± 0.03339	
32148	5265.437046	0.311293	762.5 ± 425.4	143.8 ± 100.3	0.41 ± 0.40	239.9 ± 4.2	5484.1 ± 329.2	0.0685 ± 0.21020	
35547	5265.221608	1.745663	648.3 ± 36.0	151.8 ± 8.1	0.43 ± 0.13	75.7 ± 1.6	5965.1 ± 21.4	0.1116 ± 0.03050	
47614	5265.569008	0.290397	1406.0 ± 7.7	142.3 ± 5.3	0.53 ± 0.04	10.3 ± 0.3	6026.3 ± 10.3	0.0196 ± 0.00178	
117862	5260.079711	1.048052	438.1 ± 13.7	101.9 ± 5.3	0.05 ± 0.11	157.0 ± 11.6	5458.2 ± 105.9	0.0740 ± 0.01464	
118172	5260.619707	0.289513	859.7 ± 211.1	28.5 ± 4.1	0.20 ± 0.42	93.3 ± 7.0	5743.9 ± 164.1	0.0004 ± 0.00041	
118178	5260.599311	0.330831	772.0 ± 55.6	70.1 ± 3.9	0.24 ± 0.18	49.7 ± 4.6	5578.7 ± 71.7	0.0077 ± 0.00252	32.4 ± 5.7
...									

Table 2. LTTE solutions for the remaining, less certain hierarchical triple star candidates of the OGLEIV sample. (The full table can be obtained in machine readable form in the electronic edition of the paper.)

ID	T_0 [HJD-2450000 days]	P_1 [days]	P_2 [days]	$a_{AB} \cdot \sin(i_2)$ [R_\odot]	e_2	ω_2 [deg]	τ_2 [days]	$f(m_C)$
65	5260.516383	0.212209	2050.5 ± 197.6	31.6 ± 4.5	0.56 ± 0.25	254.4 ± 4.9	5811.5 ± 184.5	0.0001 ± 0.00006
72	5260.717277	0.213604	2240.5 ± 637.2	72.5 ± 56.2	0.59 ± 0.94	44.9 ± 10.2	6000.6 ± 311.4	0.0010 ± 0.00240
74	5261.737899	0.198408	1207.2 ± 70.3	64.1 ± 25.2	0.77 ± 0.32	42.9 ± 3.0	5741.3 ± 51.1	0.0024 ± 0.00231
106	5260.691963	0.218233	2154.3 ± 886.4	37.0 ± 62.8	0.08 ± 1.57	327.5 ± 79.5	6396.4 ± 3534.0	0.0001 ± 0.00046
28702	5265.512011	0.446362	1794.3 ± 73.9	100.1 ± 37.2	0.86 ± 0.25	308.2 ± 4.6	5403.9 ± 38.9	0.0042 ± 0.00364
28743	5265.461422	0.303213	1642.9 ± 32.5	186.5 ± 62.3	0.74 ± 0.14	8.4 ± 1.0	5240.9 ± 29.6	0.0322 ± 0.02342
30609	5265.235221	0.562353	2044.0 ± 341.3	241.0 ± 309.0	0.31 ± 0.09	278.3 ± 1.5	5333.8 ± 178.3	0.0449 ± 0.13763
...								

Table 3. Orbital elements from combined dynamical and LTTE solutions.

ID		143356	169255
T_0	[days]	5258.631022	5258.554303
P_1	[days]	2.442595	2.804854
P_2	[days]	202.43 ± 0.20	339.28 ± 1.03
a_2	[R_\odot]	254.9 ± 15.32	330.19 ± 27.49
e_2		0.32 ± 0.02	0.3 ± 0.04
ω_2	[°]	239.19 ± 8.12	288.05 ± 11.31
τ_2	[days]	5218.02 ± 5.5	5245.44 ± 13.21
\mathcal{A}_{LTTE}	[days]	0.0021 ± 0.0002	0.0031 ± 0.0005
\mathcal{A}_{dyn}	[days]	0.0016	0.0013
$\frac{\mathcal{A}_{LTTE}}{\mathcal{A}_{dyn}}$		0.78	0.44
$f(m_C)$		0.16 ± 0.05	0.18 ± 0.09
$\frac{m_C}{m_{ABC}}$		0.31 ± 0.03	0.35 ± 0.05
m_{AB}	[M_\odot]	3.74 ± 0.86	2.74 ± 0.87
m_C	[M_\odot]	1.69 ± 0.45	1.46 ± 0.58

**Figure 2.** ETV of OGLE-BLG-ECL-143356 (red) together with the LTTE+dynamical ETV solution (blue) in the left panel. The folded light curve in the right panel**Figure 3.** ETV of the system OGLE-BLG-ECL-169255 (red) together with the LTTE+dynamical ETV solution (blue) in the left panel. The folded light curve in the right panel

4.2 Systems with double periodic ETVs

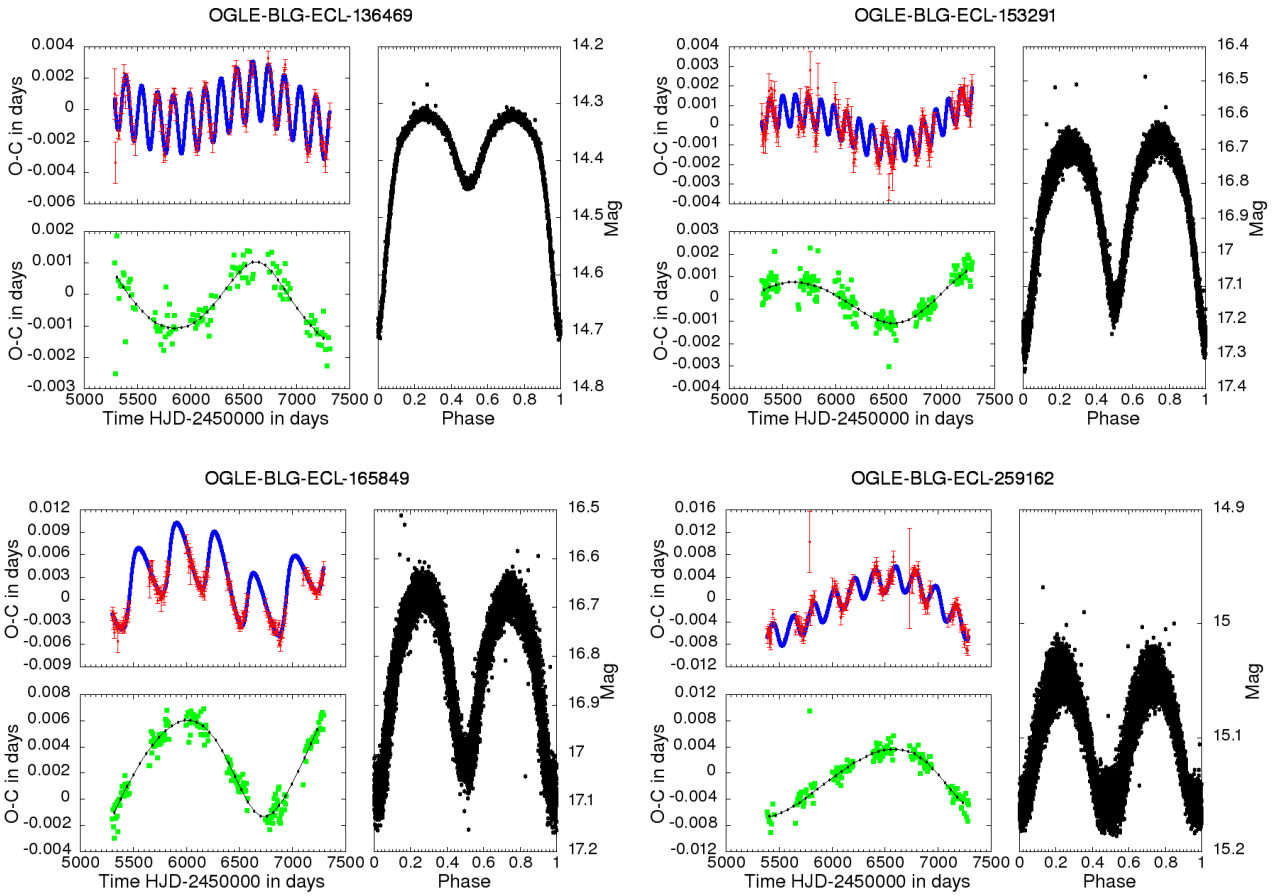
We found four systems where the ETV analyses suggest double periodic solutions. Similarly to the investigation of [Zasche et al. \(2017\)](#) about OGLE-SMC-ECL-4024 we interpret these ETVs as manifestations of two independent LTTEs occurring in (dynamically) non-interacting (2+1)+1 hierarchy type quadruple stellar systems.

Therefore, we fit a double LTTE solution (via LM) with some appropriate initial guesses. The results of our process are plotted in Fig. 4 and the orbital parameters are shown in Table 4. The parameters for the middle orbit are in the upper part of the table, while the bottom part contains the parameters of the outer LTTE solution.

Note that our model neglects the dynamical effects, therefore the computed orbital parameters are only indicative. This is especially true in the case of *OGLE-BLG-ECL-165849* where the ratio of the outer periods is small

Table 4. Results of double LTTE solution fit

ID	T_0 [days]	P_1 [HJD-2450000 days]	P_2 [days]	$a \cdot \sin(i_2)$ [R_\odot]	e_2	ω_2 [deg]	τ_2 [days]	$f(m_C)$
136469 _c	5260.409845	0.681115	149.23 ± 0.16	69.97 ± 1.87	0.08±0.05	112.46±37.97	5327.52± 15.85	1.3128±0.075
153291 _c	5260.916183	0.283085	120.06 ± 0.15	31.42 ± 1.32	0.28±0.07	178.47±14.21	5357.23± 5.04	0.5764±0.051
165849 _c	5260.553794	0.276678	367.34 ± 0.54	182.57±22.72	0.46±0.05	178.46±34.77	5469.94± 9.06	2.2016±0.558
259162 _c	5376.300087	0.355920	192.53 ± 0.54	83.40 ± 3.71	0.15±0.08	3.80 ±32.75	5296.71± 18.00	1.3231±0.129
ID	P_3 [days]	$a \cdot \sin(i_3)$ [R_\odot]	e_3	ω_3 [deg]	τ_3 [days]	$f(m_D)$		
136469 _d	1633.45±115.30	45.26 ± 3.25	0.23±0.12	265.78±33.36	5853.13±226.57	0.1283±0.046		
153291 _d	2077.10±339.21	46.27 ± 7.29	0.16±0.07	101.71±61.23	6645.60±947.48	0.1111±0.089		
165849 _d	2026.46±298.60	203.77±37.09	0.3 ±0.05	45.25 ±12.70	6601.04±636.86	0.5666±0.457		
259162 _d	2036.21±224.98	188.41±17.37	0.30±0.09	23.88 ±21.56	5103.95±485.25	0.5152±0.266		


Figure 4. Hierarchical four body candidates with double LTTE solution (blue line in the upper left panel) and the residual of the short periodic solution (green squares in the bottom left panel). Here the black dotted lines show the LTTE solution of the third orbit. The folded light curve of the system is in the right panel.

($P_3/P_2 < 6$), which might indicate strong dynamical effects or instability particularly with regards to these orbital parameters ($e_2 \sim 0.46$). Further complex examinations are required to understand the true nature of these systems.

While *OGLE-BLG-ECL-136469* shows a β Lyrae-type light variation, the other three short period ($P_1 < 0.4$ d) EBs seem to be typical W UMa-type stars with small differences between the depths of the primary and secondary eclipses. There is a possibility that the fourth components have also

significant effect on the evolution of the short periodic binaries and triples as well.

4.3 System with possible substellar companion

OGLE-BLG-ECL-200302 is a short-periodic ($P_1 = 0.24^d$) W UMa type eclipsing binary for which our ETV solution (Fig 5) gives a very low value of the mass function ($f(m_C) = 0.00002 \pm 0.00003$). In order to estimate the minimum mass of the third component we calculated the total

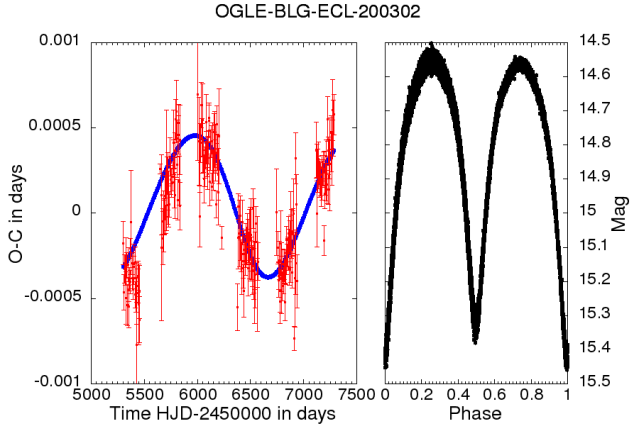


Figure 5. ETV of *OGLE-BLG-ECL-200302* and the LTTE solution (blue line) which suggests the presence of a substellar third body companion (left panel). Folded and binned light curve of the system is in the right panel.

mass of the binary by applying the empirical period-mass relation of short periodic binaries (Dimitrov & Kjurkchieva 2015). Such a way we got $m_{AB} = 1.29M_{\odot}$. In this way the minimum mass of the third companion is found to be $m_{Cmin} = 0.034 \pm 0.044M_{\odot}$, which is in the substellar domain. The mass of the tertiary will remain in the substellar remain if $28^{\circ} \leq i_2 \leq 152^{\circ}$, therefore we can conclude that this is most likely a brown dwarf.

4.4 Statistical analysis

Due to the large number of triple system candidates it is worthwhile to examine distributions of several parameters that can be determined using only the LTTE delays. These parameters are the periods (P_1 and P_2), the outer eccentricity e_2 , and the mass function $f(m_C)$. These parameters are available for all systems (see Tables 1 for the 258 chosen systems and A2 for all the rest).

In spite of the huge amount of potential hierarchical candidates we found, the relatively high uncertainty of parameters suggested that we focus our statistical investigation on those systems where the determinable parameters have lower uncertainty. For the sake of completeness we also present the distributions of the same parameters for the extended sample of all the candidate systems.

4.4.1 Outer eccentricity

Due to the relatively high uncertainty of our results, similarly to Murphy et al. (2018), we use the Kernel Density Estimation (KDE) method to determine its dispersion. This takes the functional form

$$f(e) = \frac{1}{N} \sum_{i=1}^N K(e, e_i, \sigma_i), \quad (13)$$

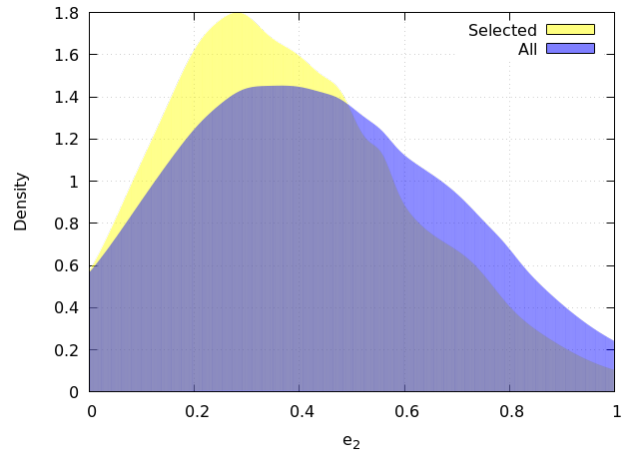


Figure 6. Distribution of outer eccentricity (e_2) of the selected systems (yellow) have a peak around $e_2 \sim 0.3$. For the extended sample of all the candidate systems (blue) the peak value is shifted toward slightly higher eccentricities.

where

$$K(e, e_i, \sigma_i) = \frac{1}{\sigma_i \sqrt{2\pi}} \exp\left(-\frac{(e - e_i)^2}{2\sigma_i^2}\right) \quad (14)$$

is the kernel function, while e_i and σ_i are the i -th measured eccentricity and its uncertainty.

Fig. 6 shows that the distribution has a significant peak around $e_2 \approx 0.3$, which is consistent with the results of Borkovits et al. (2016). Including all systems we got a slightly higher $e_2 \approx 0.4$ value. This slight increase in the eccentricity as a function of the period can also be observed in the case of wide binary systems (see e.g. Tokovinin & Kiyaveva (2016)).

As one can see in Fig. 7 the cumulative distribution is inconsistent both with the ‘thermal’ distribution that would be linearly rising with e_2 (originally posited by Jeans 1919) and also with the uniform (flat) distribution. Similarly to binary systems reviewed in Duchêne & Kraus (2013), none of the ‘thermal’ and ‘flat’ curves represent the true outer eccentricity distribution of our sampled triples.

4.4.2 Tertiary period

In Fig. 8 we present the distribution of the outer orbital periods of the 258 selected systems (yellow) and those systems from the full list where P_2 is lower than 2000^d (blue). This histogram shows a flat maximum between $P_2 \approx 500 - 800^d$ which lower limit may be explained by observational selection effects. Furthermore, in general, the shorter the outer period the lower the LTTE amplitude (Eq. 6), which acts against the detection of the lowest outer period third companions. The number of candidates is rising with the outer period. The significant peak around $P_2 \sim 1500^d$ may come from the fitting procedure as it is more likely to converge to this value if the period (P_2) is longer than the observation.

Fig 9 shows the correlation plot of the outer vs inner periods. Besides our triple candidates, for comparison we plot also the locations of hundreds of other hierarchical triples,

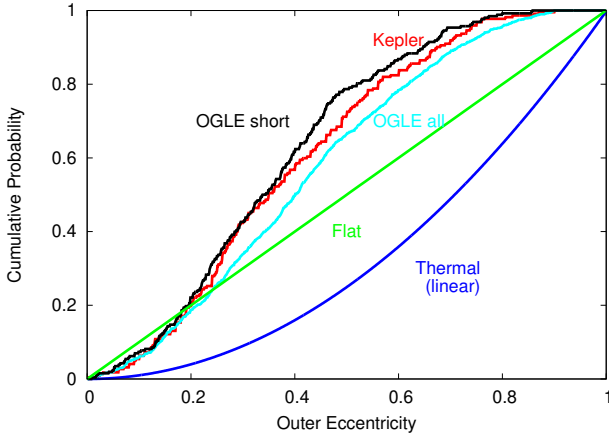


Figure 7. Cumulative distribution of the outer eccentricities (e_2) of our selected 258 triple candidates (black), all of our triple candidates (cyan), and 222 *Kepler* triple candidates of Borkovits et al. (2016) (red), respectively. The green curve, shown for comparison, represents the cumulative distribution expected for a uniformly distributed set of eccentricities between zero and 1. The blue curve is for an eccentricity distribution that increases linearly with e_2 . None of the comparison curves give a good match with the observed distribution, which results from the distribution of the eccentricity having a peak between $e_2 = 0.2$ and $e_2 = 0.4$. For comparison to the eccentricities of unperturbed wide field binaries in the same period regime, see (Duchêne & Kraus 2013).

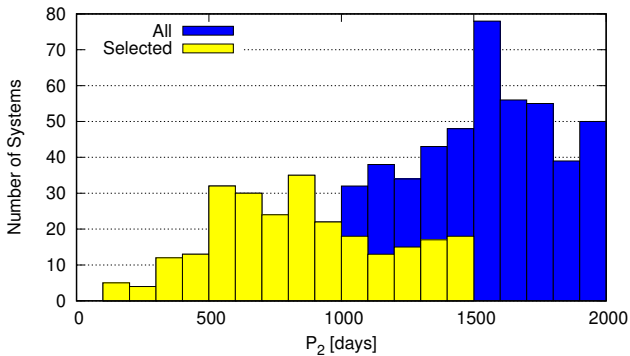


Figure 8. Distribution of the outer orbital periods (P_2) from LTTE solution for the sample of the 258 most certain (yellow) as well as for all (blue) candidate triple systems whose period is lower than 2000 days.

most of those discovered in the prime *Kepler* field. For better clarity blue lines denote the limits of the regions where the amplitudes of the LTTE (A_{LTTE} and dynamical A_{dyn}) effects are likely to exceed 50 s, a value which roughly approximates the threshold of the probable detection of an ETV. In this figure the vast majority of our candidate systems are located in a well-defined area that is mainly dominated by LTTE. The center of the group is really close to the observation length ($\sim 2000^d$), perhaps because the reliability of our LTTE searching algorithm decreases if the outer orbital period becomes longer than time span of the data. Another possibility is that if the real period is significantly longer

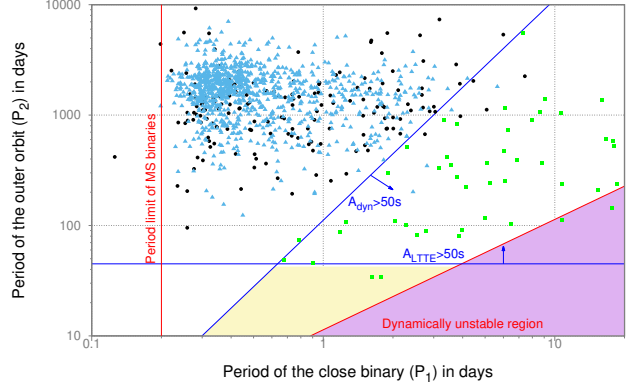


Figure 9. The location of the 992 triple star candidates (blue triangles) in the P_1 vs P_2 plane. For comparison we plotted those short-period *Kepler*, *K2* and *CoRoT*-triple system candidates for which the inner and outer periods are $P_1 \leq 20$ d and $P_2 \leq 10000$ d. Following the work of Borkovits et al. (2016), the pure LTTE systems are marked with black circles, while triples with combined LTTE+dynamical ETV solution are plotted with green squares. The blue lines show the borders of the domains where the amplitudes of the LTTE and dynamical terms may exceed ~ 50 sec, which can be regarded as a limit for an unambiguous detection. These limits were calculated for a hypothetical triple system of three, equally solar mass stars, with a typical outer eccentricity of $e_2 = 0.35$, and quite arbitrarily, $i_2 = 60^\circ$ and $\omega_2 = \pm 90^\circ$. The shaded yellow area means that no LTTE can be detected, though dynamical effects may be significant and, therefore, certainly detectable. The purple region is a dynamically unstable region, in the sense of the stability criteria of Mardling & Aarseth (2001).

than our data length then the LM-fit more likely converges to a lower period value that is closer to the duration of the time span.

4.4.3 Frequency of triple systems

We compare the period distributions of the investigated 78912 EBs and the detected triple system candidates in the left panel of Fig. 10. A significant peak occurs around $P_1 = 0.4^d$ in both cases. The lack of $P_1 < 0.2$ d-period systems is consistent with the theoretical lower limit of the period of contact binaries (Rucinski 1992).

The right panel represents the percentage of triples in relation to the investigated EBs. It is clearly visible that at lower periods the probability of the triplicity is significantly higher. This supports the idea that close binary systems need a third component for their formation, although the forming mechanisms might be various as noted in the introduction.

4.4.4 Minimum mass

In the absence of the true binary masses in our sample, the minimum masses were estimated from the mass function $f(m_C)$ with the assumption that $m_{AB} \approx 2M_\odot$. We plot the distribution of the predicted minimum masses of the third bodies in Fig. 11. As far as we consider only the narrower sample of the most certain triples we find a mostly flat distribution. There are 7 candidate systems where the mass of

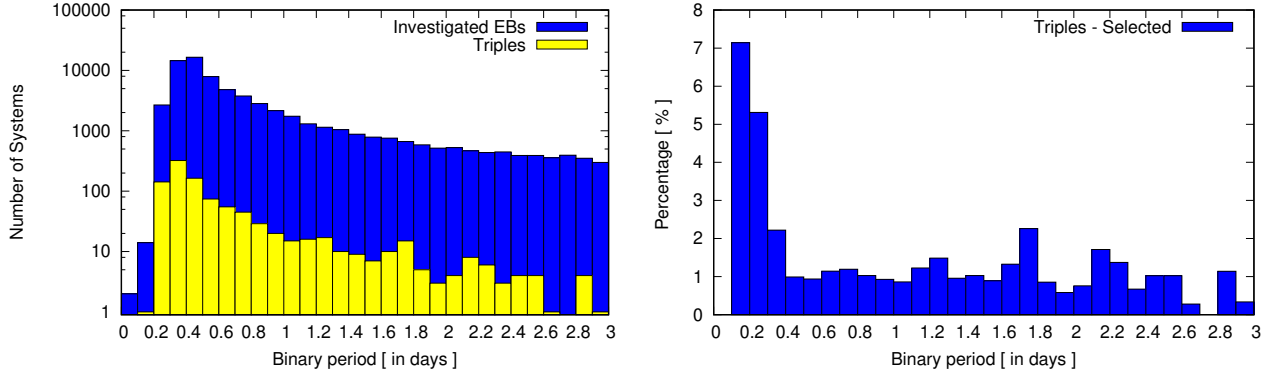


Figure 10. Number of all EBs observed by *OGLE-IV*, the investigated EB systems, and found triple stellar systems as a function of the binaries’ orbital period (P_1) in the left panel. The right hand panel shows the percentage of the triples in relation to the investigated EBs and the percentage of the investigated EBs in relation to all observed systems.

Table 5. The 7 systems where the third component has higher mass than the eclipsing binary.

ID	P_1 [days]	P_2 [days]	$f(m_C)$	m_C M_\odot
133733	2.173444	746.1 ± 43.3	0.79 ± 0.81	2.53 ± 1.38
136328	0.363304	1016.4 ± 10.8	0.70 ± 0.05	2.38 ± 0.09
150450	5.646726	1807.2 ± 145.1	0.53 ± 0.28	2.07 ± 0.55
172418	1.107474	1488.7 ± 39.4	0.90 ± 0.34	2.71 ± 0.56
209134	0.436740	1298.1 ± 39.1	1.32 ± 0.96	3.36 ± 1.40
270588	0.420899	834.4 ± 20.6	1.02 ± 0.17	2.90 ± 0.26
301085	0.641771	4072.7 ± 33.8	0.86 ± 0.66	2.64 ± 1.10

the third component is higher than the mass of the eclipsing binary. These systems are listed in Table 5.

Regarding the total sample (blue) one can find that the vast majority of the candidate systems have minimum outer masses less than $1M_\odot$, i.e. an outer mass ratio of $q_{2min} < 0.5$, which suggests that the third component in most cases is a lower mass object.

As shown in Fig. 11 there is a lack of systems whose m_{Cmin} is lower than $0.1M_\odot$. This may be either because the amplitudes of these systems are too low to detect with our method, or because they are actually uncommon. To decide the question we examined the amplitude distribution of the candidates (see Fig. 12). This suggests that we are able to find systems with amplitudes less than 1^m . Using Eq. (6) with the following parameters: $m_{AB} = 2M_\odot$, $m_C = 0.1$, $\mathcal{A}_{LTTE} = 1^m$ we were able to estimate a minimum period necessary to detect such a small third component. It resulted in $P_2 = 1050^d$, which is notably shorter than the used observation series. Based on this we can conclude that substellar components in such EB systems are fairly rare.

4.4.5 Amplitude of the LTTE

Despite that we used ground based photometry for our research we identified a significant number of hierarchical triple stellar candidates with relatively low LTTE amplitudes ($0^m.5 \leq \mathcal{A}_{LTTE} \leq 1^m.0$). This is due to the fact that most of these systems have the deepest eclipses depths among our candidates, which increases the precision of the fitting method. Nevertheless, we haven’t identified any po-

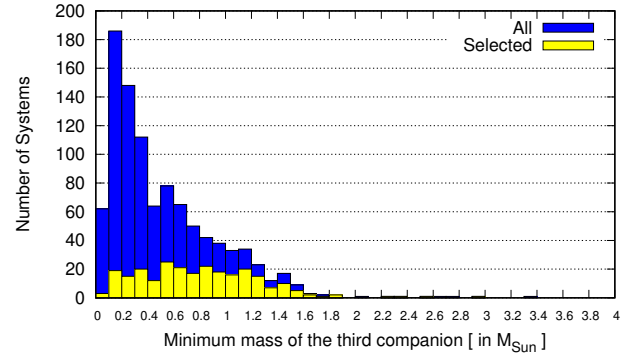


Figure 11. Distribution of the minimum tertiary masses, m_{Cmin} for triple systems found in *OGLE-IV*. The tertiary masses are calculated from the LTTE solutions with the assumption of $m_{AB} \approx 2M_\odot$.

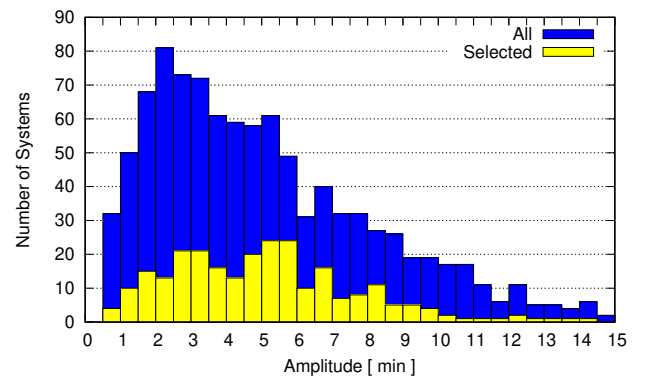


Figure 12. Distribution of the amplitudes from the LTTE solution for all systems (blue) and for the systems from the shorter list (yellow).

tential candidate with amplitude lower than half a minute. The distribution of the amplitudes of the LTTE solutions (see Fig. 12) shows gamma-distribution with a maximum around $\mathcal{A}_{LTTE} \approx 2^m$.

5 SUMMARY AND CONCLUSIONS

In this paper we reported the results of our search for close, third stellar companions of eclipsing binaries towards the galactic bulge derived from the photometric survey *OGLE-IV* via ETV. Owing to the long term observations we were able to find 992 third body candidates.

For four of them (OGLE-BLG-ECL-136469, OGLE-BLG-ECL-153291, OGLE-BLG-ECL-165849 and OGLE-BLG-ECL-259162) we came to that conclusion that their ETVs can be well modeled with a double LTTE solution rather than a simple hierarchical stellar system solution. However, since our model neglects dynamic effects, the resulting parameters are only indicative.

We also found two systems with significant dynamical amplitudes (OGLE-BLG-ECL-143356 and OGLE-BLG-ECL-169255).

Furthermore, a potential substellar third component was also identified in system *OGLE-BLG-ECL-200302*.

We investigated the orbital parameter distribution of our systems. For the more reliable results we selected 258 systems where the period and the eccentricity were estimated with lower uncertainties. Besides, we also worked with the full list for comparison. Though we found a very strong peak in the distribution of the eccentricities near $e_2 \approx 0.3$, and for the full list a bit higher. The number of systems shows a strong increase with the rise of the outer period (P_2). Through our investigations we found potential third components with relative high ($\sim 1.8M_\odot$) and low ($0.6M_\odot$) minimum masses even in the short period case. We also determined our sensitivity limit for the selection that is around half a minute ($\mathcal{A}_{\text{LTTE}} \approx 0.5^m$).

There is a great deal of follow-up work that can be carried out in the future, such as the search for systems with apsidal motion. We also plan to investigate the interesting systems through light curve modeling.

ACKNOWLEDGMENTS

This project has partly been supported by the HAS Wigner RCP-GPU-Lab, the Hungarian National Research, Development and Innovation Office, NKFIH-OTKA grants K-113117, K-115709 and KH-130372, and the Lendület Program of the Hungarian Academy of Sciences, project No. LP2018-7/2018. The authors are grateful to K. Perger and S. Pintér for their valuable comments and suggestions. We are also grateful for L. Dobos for his help in the numerical alignment especially with python fitting algorithms.

REFERENCES

- Borkovits T., Érdi B., Forgács-Dajka E., Kovács T., 2003, *A&A*, **398**, 1091
- Borkovits T., Csizmadia S., Forgács-Dajka E., Hegedüs T., 2011, *A&A*, **528**, A53
- Borkovits T., Rappaport S., Hajdu T., Sztakovics J., 2015, *MNRAS*, **448**, 946
- Borkovits T., Hajdu T., Sztakovics J., Rappaport S., Levine A., Bíró I. B., Klagyivik P., 2016, *MNRAS*, **455**, 4136
- Bouchy F., Pont F., Santos N. C., Melo C., Mayor M., Queloz D., Udry S., 2004, *A&A*, **421**, L13
- Burggraaff O., et al., 2018, preprint, ([arXiv:1806.02247](https://arxiv.org/abs/1806.02247))

- Chandler S. C., 1888, *Bulletin Astronomique, Serie I*, **5**, 499
- Conroy K. E., Prša A., Stassun K. G., Orosz J. A., Fabrycky D. C., Welsh W. F., 2014, *AJ*, **147**, 45
- Dimitrov D. P., Kjurkchieva D. P., 2015, *MNRAS*, **448**, 2890
- Duchêne G., Kraus A., 2013, *ARA&A*, **51**, 269
- Fabrycky D., Tremaine S., 2007, *ApJ*, **669**, 1298
- Frieboes-Conde H., Herczeg T., 1973, *A&AS*, **12**, 1
- Hajdu T., Borkovits T., Forgács-Dajka E., Sztakovics J., Marschalkó G., Benkó J. M., Klagyivik P., Sallai M. J., 2017, *MNRAS*, **471**, 1230
- Irwin J. B., 1952, *ApJ*, **116**, 211
- Jeans J. H., 1919, *MNRAS*, **79**, 408
- Jetsu L., Porceddu S., Lyytinen J., Kajatkari P., Lehtinen J., Markkanen T., Toivari-Viitala J., 2013, *ApJ*, **773**, 1
- Kiseleva L. G., Eggleton P. P., Mikkola S., 1998, *MNRAS*, **300**, 292
- Li M. C. A., et al., 2018, preprint, ([arXiv:1804.11272](https://arxiv.org/abs/1804.11272))
- Mardling R. A., Aarseth S. J., 2001, *MNRAS*, **321**, 398
- Moe M., Kratter K. M., 2018, *ApJ*, **854**, 44
- Murphy S. J., Moe M., Kurtz D. W., Bedding T. R., Shibahashi H., Boffin H. M. J., 2018, *MNRAS*, **474**, 4322
- Naoz S., Fabrycky D. C., 2014, *ApJ*, **793**, 137
- Prša A., et al., 2011, *AJ*, **141**, 83
- Rappaport S., Deck K., Levine A., Borkovits T., Carter J., El Mellah I., Sanchis-Ojeda R., Kalomeni B., 2013, *ApJ*, **768**, 33
- Rucinski S. M., 1992, *AJ*, **103**, 960
- Soszyński I., et al., 2016, *Acta Astron.*, **66**, 405
- Sterken C., 2005, in Sterken C., ed., *Astronomical Society of the Pacific Conference Series Vol. 335, The Light-Time Effect in Astrophysics: Causes and cures of the O-C diagram*. p. 3
- Tokovinin A., 2018, *AJ*, **155**, 160
- Tokovinin A., Kiyaveva O., 2016, *MNRAS*, **456**, 2070
- Toonen S., Hamers A., Portegies Zwart S., 2016, *Computational Astrophysics and Cosmology*, **3**, 6
- Udalski A., Szymanski M., Kaluzny J., Kubiak M., Mateo M., 1992, *Acta Astron.*, **42**, 253
- Zasche P., Wolf M., Vraštil J., Pilarčík L., Juryšek J., 2016, *A&A*, **590**, A85
- Zasche P., Wolf M., Vraštil J., 2017, *MNRAS*, **472**, 2241

APPENDIX A: HIERARCHICAL TRIPLE STAR CANDIDATES

Table A1. The selected 258 hierarchical triple star candidates with pure LTTE solution and their fitted orbital parameters.

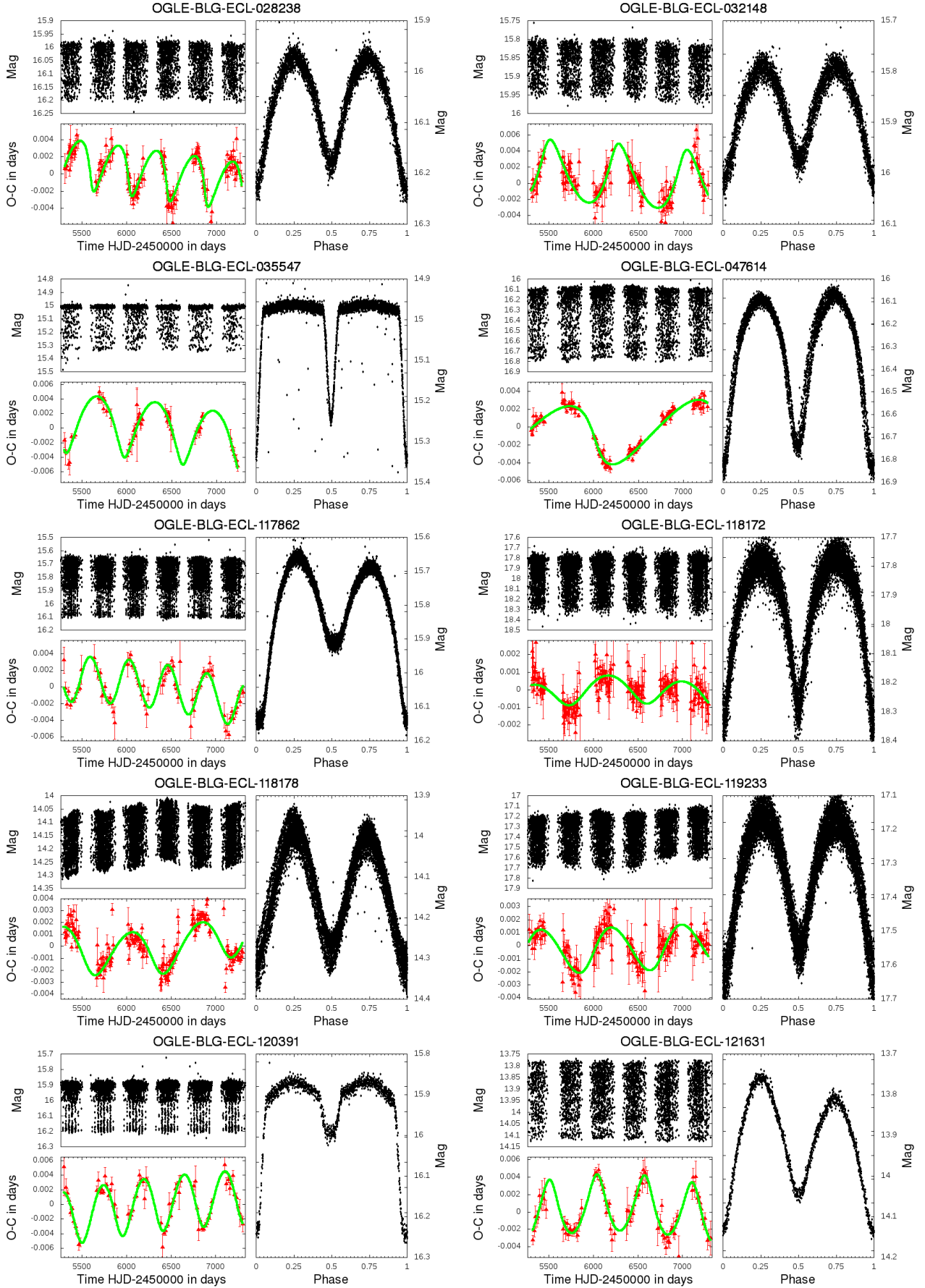
ID	T_0 [HJD-2450000 days]	P_1 [days]	P_2 [days]	$a_{AB} \cdot \sin(i_2)$ [R_\odot]	e_2	ω_2 [deg]	τ_2 [days]	$f(m_\odot)$	ΔP_1 [$\times 10^{-10} \frac{d}{c}$]
28238	5265.711315	0.336880	424.5 ± 9.0	123.9± 10.7	0.61±0.10	31.7 ± 0.9	5606.1± 9.3	0.1413±0.03339	
32148	5265.437046	0.311293	762.5 ±425.4	143.8±100.3	0.41±0.40	239.9± 4.2	5484.1±329.2	0.0685±0.21021	
35547	5265.221608	1.745663	648.3 ± 36.0	151.8± 8.1	0.43±0.13	75.7 ± 1.6	5965.1± 21.4	0.1116±0.03050	
47614	5265.569008	0.290397	1406.0± 7.7	142.3± 5.3	0.53±0.04	10.3 ± 0.3	6026.3± 10.3	0.0196±0.00178	
117862	5260.079711	1.048052	438.1 ± 13.7	101.9± 5.3	0.05±0.11	157.0±11.6	5458.2±105.9	0.0740±0.01464	
118172	5260.619707	0.289513	859.7 ±211.1	28.5 ± 4.1	0.20±0.42	93.3 ± 7.0	5743.9±164.1	0.0004±0.00041	
118178	5260.599311	0.330831	772.0 ± 55.6	70.1 ± 3.9	0.24±0.18	49.7 ± 4.6	5578.7± 71.7	0.0077±0.00252	
119233	5260.695072	0.380490	790.7 ± 86.2	64.3 ± 6.9	0.18±0.20	157.7± 7.5	5183.2±111.6	0.0057±0.00309	
120391	5259.602258	0.970351	455.4 ± 16.4	138.2± 4.2	0.14±0.08	63.3 ± 3.0	5475.2± 33.3	0.1706±0.02880	
121631	5262.191075	0.776057	534.2 ± 33.7	121.8± 6.0	0.29±0.13	286.3± 2.1	5526.2± 21.3	0.0848±0.02440	
123182	5262.264267	0.476579	1019.5± 14.3	210.5± 12.3	0.46±0.09	177.2± 0.8	5841.9± 19.0	0.1202±0.01911	
123244	5260.616248	0.266444	1436.4± 81.3	133.3± 7.3	0.08±0.14	182.4± 9.7	6592.9±311.8	0.0154±0.00430	
123404	5260.585383	0.875111	691.4 ±108.0	99.3 ± 19.8	0.68±0.34	76.0 ± 2.7	5366.2± 65.6	0.0275±0.02385	
123475	5260.030734	0.516229	1016.1± 72.4	147.0± 10.0	0.32±0.17	230.4± 2.4	5270.1± 79.3	0.0412±0.01441	
123874	5260.366187	1.663551	1084.1± 32.7	145.4± 38.5	0.69±0.19	199.8± 1.7	6122.0± 29.1	0.0350±0.002170	
124024	5260.490812	0.460257	755.5 ± 8.5	134.7± 4.2	0.15±0.07	181.9± 2.4	5783.1± 40.4	0.0574±0.00552	
124514	5260.811957	0.309294	1385.5± 16.3	145.0± 4.8	0.42±0.05	187.3± 0.7	5524.8± 22.6	0.0213±0.00216	
126461	5260.637967	0.371450	154.8 ± 4.4	66.8 ± 2.1	0.07±0.09	222.5± 6.8	5417.9± 22.6	0.1670±0.02474	
126789	5282.840812	0.227151	1282.7± 24.2	92.7 ± 5.4	0.24±0.09	168.8± 2.3	5237.5± 60.4	0.0065±0.00113	
127373	5259.669323	1.079916	850.8 ± 24.9	178.7± 15.8	0.28±0.16	343.1± 3.1	5660.2± 55.2	0.1057±0.02797	
127744	5260.239383	0.892071	1464.3± 62.9	283.4± 9.5	0.60±0.09	114.0± 0.7	5886.5± 41.2	0.1422±0.02786	
128093	5260.786625	0.274143	1242.0± 13.6	76.6 ± 2.0	0.33±0.07	21.2 ± 1.2	5956.2± 33.9	0.0039±0.00033	
128118	5259.298154	1.604095	530.8 ± 84.6	149.2± 17.6	0.25±0.23	84.4 ± 2.9	5498.4± 59.8	0.1579±0.11275	
128204	5273.644229	0.422809	515.6 ± 16.1	26.0 ± 3.0	0.50±0.16	12.5 ± 1.3	5680.9± 16.4	0.0009±0.00029	
128770	5259.905570	2.304310	1056.4± 29.2	104.9± 9.2	0.41±0.15	141.1± 2.1	5415.9± 40.9	0.0139±0.00359	
129718	5260.471151	0.449365	123.6 ± 15.7	49.4 ± 4.6	0.24±0.22	92.9 ± 3.0	5312.1± 10.0	0.1057±0.05996	
130223	5260.590311	0.312704	589.3 ± 36.5	172.6± 12.7	0.29±0.17	223.8± 3.4	5540.8± 53.2	0.1986±0.06613	
131110	5260.459002	0.731550	504.6 ± 6.9	160.1± 5.7	0.39±0.07	331.6± 0.8	5830.3± 8.0	0.2160±0.02424	
131281	5259.443695	2.082515	938.1 ± 24.5	253.9± 18.4	0.36±0.14	30.8 ± 1.9	5846.0± 35.0	0.2492±0.05564	
131326	5320.818580	2.294011	637.5 ± 38.5	120.2± 10.6	0.55±0.20	61.5 ± 1.6	5704.5± 31.7	0.0573±0.02049	
131392	5260.543929	0.344992	895.1 ± 38.7	194.4± 19.4	0.39±0.17	159.6± 1.6	6363.3± 36.2	0.1228±0.04044	
132637	5261.871266	0.917014	193.8 ± 27.0	64.2 ± 5.4	0.05±0.23	82.8 ±16.5	5321.4± 71.0	0.0945±0.05539	42.4 ±3.9
133128	5260.532248	0.357497	537.9 ± 16.2	47.4 ± 3.5	0.27±0.14	192.1± 2.8	5781.0± 33.1	0.0049±0.00117	
133733	5258.660799	2.173444	746.1 ± 43.3	320.4± 97.2	0.67±0.20	191.9± 1.3	5859.2± 48.0	0.7918±0.61827	
133862	5260.427950	0.587533	812.4 ± 2.6	172.2± 2.2	0.56±0.02	322.3± 0.2	6123.2± 2.5	0.1036±0.00364	
133954	5260.447546	0.516212	1365.3± 19.1	153.1± 8.3	0.56±0.07	218.2± 0.6	6483.1± 24.3	0.0258±0.00388	
134206	5260.561049	0.420053	601.5 ± 15.9	94.8 ± 6.6	0.37±0.13	21.5 ± 1.6	5825.2± 22.9	0.0316±0.00691	
135472	5260.633002	0.549421	762.7 ± 11.6	76.6 ± 3.9	0.34±0.08	339.2± 1.6	5320.4± 24.0	0.0104±0.00153	
136113	5260.113353	1.247158	1365.7± 18.8	290.6± 16.2	0.40±0.10	188.8± 1.2	5519.1± 31.5	0.1764±0.02695	
136328	5261.569072	0.363304	1016.4± 10.8	377.9± 6.6	0.40±0.05	310.5± 0.6	5144.9± 12.0	0.7001±0.04677	
136387	5260.472852	0.297563	671.7 ± 5.1	131.2± 2.1	0.19±0.04	220.2± 1.5	5425.8± 22.1	0.0672±0.00368	
136950	5260.365906	0.328786	1337.2±414.2	282.5±323.2	0.77±0.33	115.6± 2.6	6346.1±123.7	0.1689±0.54342	
137482	5261.707495	0.434935	695.8 ±183.1	37.6 ± 6.3	0.32±0.44	92.3 ± 6.9	6017.5± 80.3	0.0015±0.00169	30.9 ±3.8
137746	5260.592591	0.245151	1211.8±185.5	62.6 ± 6.6	0.14±0.20	92.9 ± 5.4	6707.2±131.7	0.0022±0.00147	
138215	5259.781065	0.738575	1449.9± 42.3	236.5± 11.7	0.39±0.13	303.9± 1.6	6080.8± 42.9	0.0843±0.01572	
138843	5260.113999	0.646781	763.3 ± 76.0	105.5± 10.5	0.59±0.28	282.2± 2.9	5378.1± 41.8	0.0270±0.01344	
139873	5260.447730	1.418994	313.3 ± 22.3	122.5± 5.7	0.15±0.11	94.9 ± 2.5	5531.1± 16.7	0.2511±0.07699	
141034	5260.455211	0.461049	1214.7± 20.4	240.7± 6.3	0.37±0.07	151.6± 0.6	5482.5± 16.0	0.1267±0.01302	
141410	5260.765407	0.619069	558.8 ± 44.8	86.0 ± 6.3	0.13±0.21	26.5 ± 7.6	5605.2±101.1	0.0273±0.01057	
141564	5260.843911	0.305721	1102.7± 37.9	107.0± 4.0	0.64±0.10	267.1± 0.5	5706.6± 21.5	0.0135±0.00240	-156.9±4.3
141967	5259.408264	2.293642	643.4 ± 79.7	158.1± 25.0	0.64±0.17	73.8 ± 1.0	5905.3± 52.6	0.1279±0.08798	
142450	5260.849632	0.917783	199.3 ± 5.4	84.1 ± 3.5	0.13±0.10	197.5± 4.0	5283.2± 17.1	0.2010±0.03307	-17.5 ±1.8
143356	5258.631022	2.442595	201.3 ± 8.2	123.3± 5.3	0.30±0.12	232.1± 2.2	5436.5± 11.9	0.6210± 0.1307	
144092	5260.663331	0.370236	461.6 ± 7.7	152.8± 4.2	0.24±0.05	320.1± 1.2	5691.7± 10.9	0.2246±0.02359	48.4 ±6.2
145736	5260.451467	0.294348	1315.5± 33.0	29.7 ± 3.5	0.53±0.16	147.2± 1.5	6170.3± 34.6	0.0002±0.00006	
146569	5260.389788	0.286587	1329.7±155.8	47.4 ± 3.1	0.31±0.24	239.9± 2.5	5978.4±127.4	0.0008±0.00039	
146682	5260.889201	0.379488	1325.0± 79.7	139.1± 6.0	0.22±0.13	106.8± 4.5	6769.9±110.1	0.0206±0.00549	
146753	5260.430657	0.289919	887.4 ± 56.4	167.9± 8.8	0.41±0.13	81.0 ± 1.4	5959.6± 41.7	0.0806±0.02382	
148498	5260.423952	0.388181	1125.8± 17.9	131.6± 7.2	0.55±0.09	139.3± 0.9	5738.4± 18.0	0.0241±0.00379	
148919	5275.432549	0.384067	800.4 ± 15.5	127.9± 14.5	0.59±0.12	6.0 ± 0.9	5728.2± 18.5	0.0437±0.01245	
149325	5260.208015	0.792015	1094.2± 19.5	90.1 ± 9.6	0.49±0.13	0.9 ± 1.3	5453.3± 31.1	0.0082±0.00219	

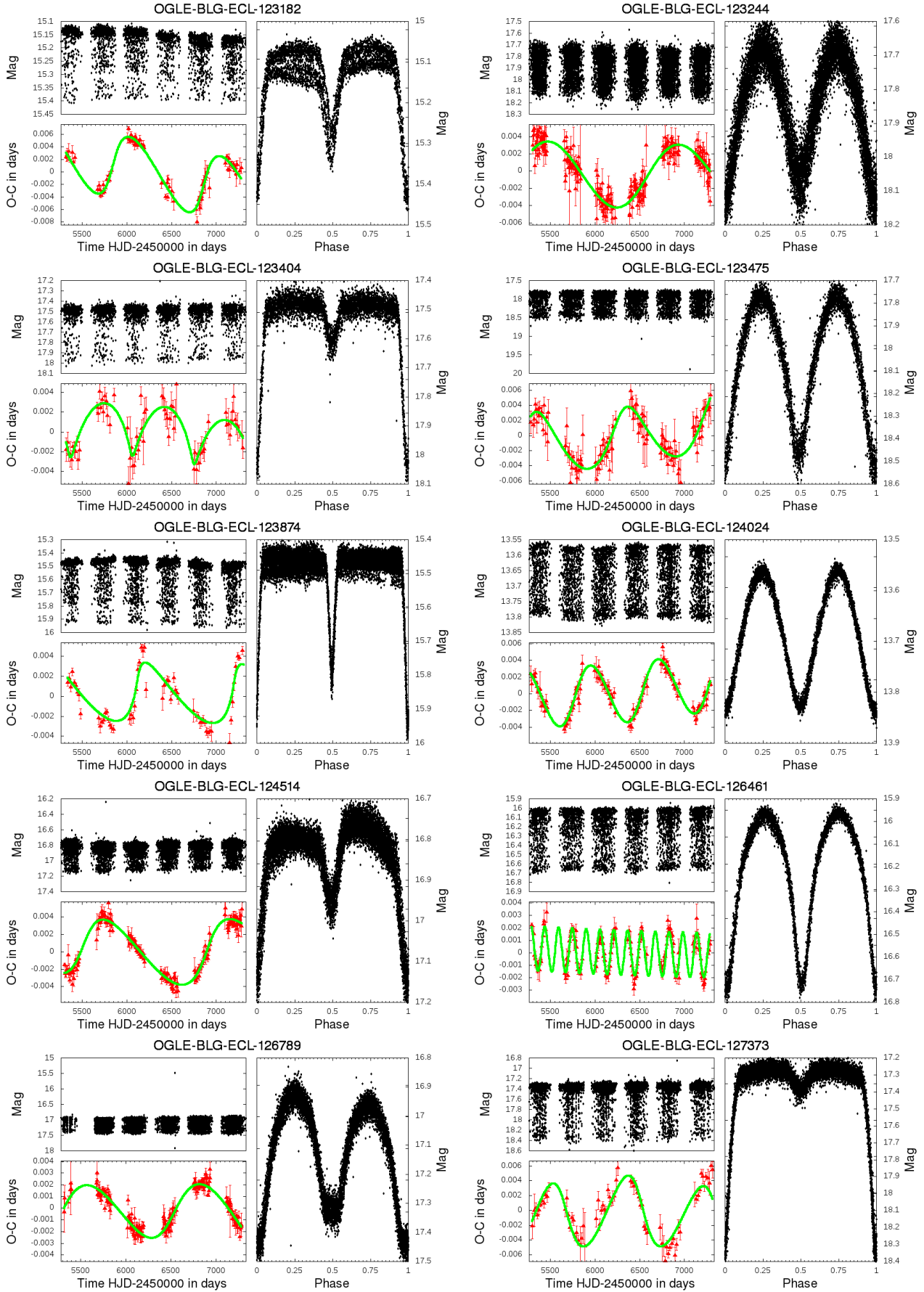
ID	T_0 [HJD-2450000 days]	P_1 [days]	P_2 [days]	$a_{AB} \cdot \sin(i_2)$ [R_\odot]	e_2	ω_2 [deg]	τ_2 [days]	$f(mc)$	ΔP_1 [$\times 10^{-10} \frac{d}{c}$]
149911	5259.815577	2.505057	1450.8±657.4	167.0±127.2	0.65±0.21	313.3± 3.0	5326.0± 120.0	0.0297±0.08562	
150704	5260.574775	0.386493	1427.1± 8.9	210.7± 11.9	0.69±0.04	158.0± 0.3	6089.8± 7.0	0.0615±0.00810	
151941	5262.527650	0.371683	863.8 ± 12.5	119.7± 3.8	0.14±0.08	349.2± 3.9	5433.2± 71.4	0.0308±0.00329	
152811	5260.727204	0.679217	1092.0± 36.8	184.0± 11.2	0.68±0.15	116.8± 1.0	5768.5± 18.9	0.0700±0.01560	
154020	5264.760589	0.376478	821.6 ± 35.0	208.3± 7.3	0.43±0.08	92.4 ± 0.9	5660.3± 20.3	0.1794±0.03550	
154199	5260.548047	0.357652	324.2 ± 17.5	136.9± 6.4	0.18±0.11	293.3± 2.6	5302.3± 17.1	0.3274±0.08363	
155453	5260.797617	0.285681	1269.6±103.4	50.4 ± 4.4	0.29±0.16	297.1± 4.1	5873.2± 103.2	0.0011±0.00046	
156385	5260.413943	0.310578	1200.9± 55.6	108.8± 14.3	0.65±0.14	157.9± 0.8	5935.2± 19.1	0.0120±0.00482	
157195	5260.730841	0.301976	1073.3± 75.3	283.1± 12.6	0.17±0.13	273.2± 2.3	5306.4± 51.6	0.2639±0.07903	
158062	5260.585937	0.383252	937.8 ± 79.2	228.1± 18.0	0.49±0.16	262.0± 1.4	6011.2± 53.5	0.1809±0.07438	
158089	5260.367593	1.267915	480.4 ± 27.1	119.6± 11.2	0.23±0.21	24.2 ± 5.5	5436.7± 63.8	0.0992±0.03537	
159527	5261.587903	0.482246	845.8 ± 86.8	111.4± 16.5	0.55±0.28	52.1 ± 2.8	5617.0± 85.7	0.0259±0.01565	
159989	5260.339124	1.350938	1273.7±145.4	214.9± 20.6	0.29±0.24	95.9 ± 1.8	5712.0± 65.7	0.0820±0.04380	
160193	5260.531237	0.537802	1169.1± 4.3	348.6± 7.5	0.48±0.02	194.1± 0.4	5380.1± 8.7	0.4152±0.02245	
160721	5260.240182	0.607679	212.9 ± 8.6	80.2 ± 3.1	0.13±0.11	305.3± 4.3	5323.8± 18.0	0.1523±0.03023	
160935	5259.573454	0.965671	929.9 ± 76.3	51.5 ± 9.6	0.37±0.38	329.4± 3.9	5267.0± 71.9	0.0021±0.00130	
161329	5260.780781	0.266650	1446.9± 14.8	76.3 ± 2.5	0.43±0.07	139.8± 0.9	5385.7± 22.7	0.0028±0.00027	
162442	5260.416547	0.613347	926.7 ± 24.0	86.5 ± 3.4	0.22±0.10	205.8± 2.2	6039.7± 47.9	0.0101±0.00158	
162463	5260.506494	0.948193	527.2 ± 40.5	68.4 ± 8.3	0.01±0.30	169.3±185.1	5554.2±2044.3	0.0155±0.00733	
163296	5260.776504	0.318124	1020.6± 50.8	31.6 ± 3.9	0.61±0.18	235.1± 2.1	5164.7± 58.9	0.0004±0.00016	
164225	5277.565106	0.312660	1414.5± 19.3	82.2 ± 3.1	0.02±0.14	358.4± 20.8	5763.0± 617.5	0.0037±0.00043	
166506	5259.887877	1.253322	922.9 ± 45.3	178.3± 23.6	0.28±0.23	192.1± 4.9	5851.4± 96.2	0.0892±0.03675	
166978	5260.874850	0.410614	688.4 ± 93.2	213.4± 13.5	0.06±0.43	102.0± 27.6	5441.9± 388.6	0.2748±0.14638	
167675	5260.269221	1.096171	1003.1±156.7	157.7± 17.8	0.36±0.28	267.1± 2.9	6219.2± 114.1	0.0522±0.03625	
168649	5260.394722	0.360857	351.6 ± 10.1	71.8 ± 10.4	0.11±0.12	357.4± 10.4	5337.2± 75.2	0.0401±0.01507	-37.0 ± 3.5
168949	5261.733049	0.320427	1172.4±121.7	192.6± 12.0	0.17±0.17	247.7± 2.9	5140.8± 113.9	0.0696±0.03035	
169126	5260.940368	1.059594	530.8 ± 38.9	114.5± 12.0	0.21±0.26	221.8± 7.1	5573.7± 84.7	0.0713±0.03062	
169255	5258.554303	2.804854	346.2 ± 26.7	95.5 ± 7.7	0.20±0.26	235.2± 5.9	5541.2± 48.9	0.0974± 0.0386	6.7 ± 1.3
170133	5260.497840	0.708668	866.6 ± 25.8	211.8± 16.3	0.31±0.16	218.2± 2.8	5425.2± 56.4	0.1697±0.04128	
172176	5260.752122	0.261559	871.5 ± 30.3	72.6 ± 7.7	0.40±0.17	159.7± 2.3	5577.7± 41.9	0.0067±0.00212	
172213	5260.892138	0.467339	1085.3± 8.8	138.3± 27.8	0.86±0.06	172.6± 0.3	5805.0± 6.7	0.0301±0.01283	
172555	5260.020425	0.527723	988.3 ± 30.0	37.8 ± 3.9	0.42±0.14	28.0 ± 2.2	5507.3± 50.2	0.0007±0.00021	
173335	5260.744317	0.301014	764.5 ± 40.8	242.5± 39.6	0.43±0.28	328.9± 2.4	5798.6± 36.9	0.3268±0.15905	
174906	5260.834200	0.410644	494.2 ± 21.3	129.9± 10.2	0.25±0.17	329.3± 3.5	5413.5± 34.8	0.1203±0.03445	
175309	5260.292121	0.873500	1048.5±122.1	215.6± 15.0	0.15±0.21	262.5± 5.9	6197.0± 174.6	0.1223±0.05974	
175712	5313.477775	0.409733	797.4 ± 72.3	127.0± 13.5	0.20±0.28	20.0 ± 7.4	5960.5± 112.3	0.0432±0.02094	
176186	5259.698016	0.851832	1016.8± 72.8	160.2± 9.7	0.06±0.20	316.3± 16.2	6248.8± 359.8	0.0533±0.01790	
176472	5260.602275	0.291087	1448.1± 46.7	162.2± 3.8	0.34±0.07	253.9± 1.2	6103.6± 56.6	0.0273±0.00392	
180562	5311.712354	0.362373	693.2 ± 17.9	121.1± 4.7	0.26±0.09	61.1 ± 2.6	5789.7± 41.7	0.0495±0.00768	
182381	5260.448051	0.439597	689.4 ±150.6	80.6 ± 11.3	0.37±0.42	107.8± 4.3	5563.9± 113.5	0.0148±0.01385	58.0 ± 5.6
182412	5260.819061	0.374112	995.9 ± 34.8	20.2 ± 2.9	0.56±0.17	209.7± 1.9	6833.5± 48.5	0.0001±0.00004	
182426	5260.523379	0.367003	794.3 ± 18.8	200.8± 16.8	0.23±0.14	178.8± 4.3	5783.7± 72.8	0.1721±0.04102	
182476	5260.268382	0.707814	912.5 ±114.0	87.8 ± 8.2	0.23±0.22	262.9± 2.3	5829.5± 82.9	0.0109±0.00612	
182609	5260.667301	0.878974	581.6 ± 30.4	154.8± 7.9	0.20±0.13	136.5± 4.0	5245.3± 44.1	0.1469±0.03803	27.2 ± 4.8
183737	5260.520484	0.348501	761.0 ± 50.8	178.7± 10.5	0.29±0.14	111.3± 3.7	5637.8± 45.3	0.1321±0.04198	-111.4±11.8
184129	5260.489465	0.554548	533.9 ± 9.0	204.5± 10.1	0.46±0.07	12.5 ± 0.8	5308.9± 10.2	0.4019±0.06002	
184203	5260.350652	0.688049	565.2 ± 30.4	94.9 ± 8.9	0.46±0.19	134.0± 2.3	5259.4± 25.7	0.0359±0.01253	
184596	5260.742124	0.521784	552.0 ± 4.4	99.8 ± 1.7	0.22±0.03	155.5± 0.8	5160.5± 9.2	0.0437±0.00253	
184764	5260.883297	2.381377	858.8 ± 64.3	160.2± 14.5	0.69±0.20	75.3 ± 1.6	6005.2± 43.8	0.0748±0.03034	
185892	5260.378912	0.727322	1383.5± 94.6	56.3 ± 2.4	0.18±0.12	81.9 ± 3.0	5358.2± 90.7	0.0012±0.00035	
186015	5258.690271	1.683499	667.2 ± 40.7	83.2 ± 9.5	0.32±0.27	49.5 ± 4.9	5830.9± 77.6	0.0174±0.00716	
186990	5260.613727	0.788449	529.4 ± 14.6	57.2 ± 6.3	0.46±0.15	165.9± 1.6	5601.1± 18.4	0.0089±0.00270	
188182	5260.568592	0.290304	615.8 ± 32.7	111.1± 14.4	0.43±0.20	139.0± 4.1	5615.0± 48.3	0.0485±0.02030	
188183	5260.474973	1.312443	776.5 ± 25.8	64.9 ± 6.3	0.26±0.16	182.2± 3.2	5261.3± 49.4	0.0061±0.00179	
188296	5262.744336	0.260866	1379.9± 54.7	44.5 ± 1.7	0.35±0.10	109.9± 1.0	6031.9± 28.7	0.0006±0.00012	
188383	5260.620449	0.359649	721.3 ± 46.3	53.8 ± 10.0	0.40±0.24	155.3± 2.8	5288.9± 36.5	0.0040±0.00226	
188476	5262.402364	1.598581	610.6 ± 45.5	117.6± 8.2	0.17±0.22	319.6± 7.2	5563.3± 93.7	0.0585±0.02124	
189570	5259.941270	1.404715	481.3 ± 37.4	160.7± 8.8	0.28±0.12	251.2± 2.0	5452.5± 36.5	0.2402±0.08230	
190863	5260.725258	0.383568	1284.5±139.0	333.4± 30.7	0.28±0.21	94.4 ± 1.5	5648.8± 73.2	0.3010±0.15315	
191271	5259.889478	0.931319	1124.2± 25.1	162.7± 21.2	0.45±0.15	344.4± 2.3	5378.2± 49.9	0.0457±0.01497	
191509	5259.808539	0.823592	517.1 ± 14.4	76.7 ± 3.8	0.20±0.12	4.5 ± 3.2	5288.3± 34.1	0.0226±0.00413	

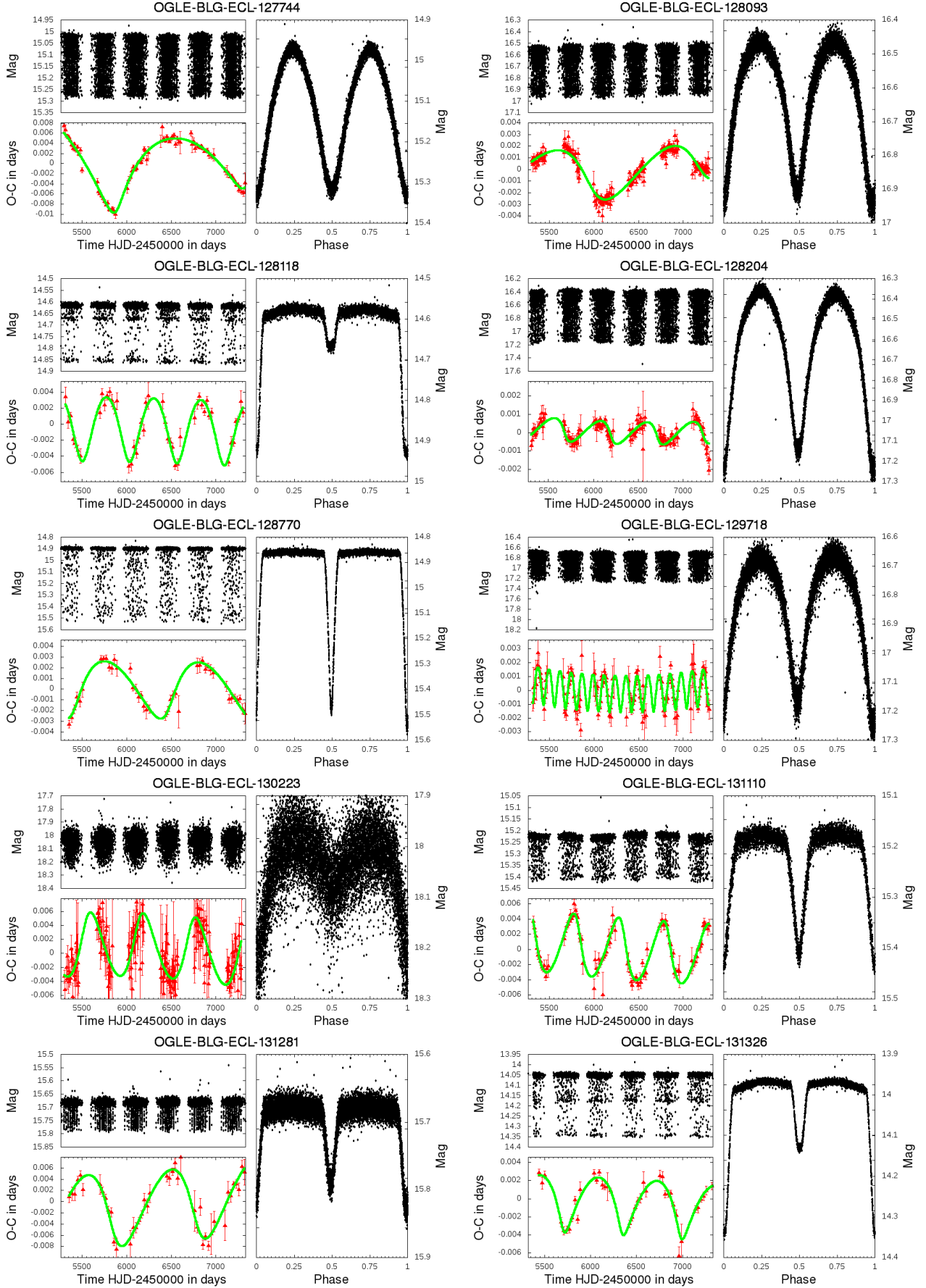
ID	T_0 [HJD-2450000 days]	P_1 [days]	P_2 [days]	$a_{AB} \cdot \sin(i_2)$ [R_\odot]	e_2	ω_2 [deg]	τ_2 [days]	$f(m_\odot)$	ΔP_1 [$\times 10^{-10} \frac{d}{c}$]
192016	5260.434915	0.639250	1163.4± 35.2	242.8± 7.1	0.58±0.07	118.0± 0.5	6246.1± 23.8	0.1417 ±0.02115	
192503	5260.313621	0.801608	626.6 ± 7.5	181.8± 6.6	0.31±0.06	7.6 ± 1.1	5256.0± 14.5	0.2051 ±0.02226	
194779	5260.093152	1.202517	1185.8± 24.2	210.7± 9.9	0.24±0.08	337.7± 2.6	6006.0± 62.2	0.0891 ±0.01383	
195031	5260.769046	0.285789	975.6 ± 16.1	229.9± 9.5	0.17±0.08	203.7± 3.4	5813.0± 68.2	0.1711 ±0.02261	
195283	5260.211979	0.605712	651.5 ± 28.9	173.9± 16.3	0.38±0.20	39.0 ± 3.0	5450.3± 42.4	0.1662 ±0.05327	
195325	5260.548679	0.686939	720.2 ± 15.2	171.5± 3.0	0.10±0.08	294.5± 3.4	5402.0± 48.9	0.1304 ±0.01282	
195990	5261.149103	1.922126	1026.0±119.6	117.5±10.6	0.07±0.15	291.9±10.5	5703.1± 205.4	0.0207 ±0.01097	
196649	5262.077414	1.662246	564.1 ± 69.3	106.7± 10.1	0.02±0.28	311.8±97.9	5264.6±1149.3	0.0511 ±0.02851	
198111	5260.557431	0.300113	691.2 ± 61.5	108.6±37.7	0.67±0.34	145.3± 2.3	5536.8± 37.1	0.0360 ±0.03460	
199573	5260.681845	0.348137	1228.9± 16.9	151.0± 8.6	0.26±0.09	8.7 ± 1.6	6106.6± 42.3	0.0306 ±0.00475	
199904	5260.759128	0.361163	860.6 ± 59.3	26.6 ± 9.1	0.39±0.54	185.3± 6.8	5253.0± 128.0	0.0003 ±0.00027	
199986	5260.323611	0.749582	676.0 ± 57.8	60.0 ± 21.2	0.64±0.30	161.3± 2.1	5591.7± 56.3	0.0063 ±0.00607	
200302	5260.548679	0.240949	1477.0±433.5	15.5 ± 3.4	0.07±0.31	243.5±15.9	5855.4± 732.9	0.00002±0.00003	
202708	5260.568356	0.427509	475.6 ± 31.5	96.9 ± 7.9	0.44±0.18	53.9 ± 1.8	5624.8± 29.6	0.0539 ±0.01950	
203087	5260.563646	0.362337	458.1 ± 15.0	147.8± 10.0	0.30±0.13	150.2± 2.2	5567.1± 20.0	0.2061 ±0.04813	
203169	5260.610530	0.322835	810.5 ± 24.1	211.4± 9.9	0.15±0.11	226.5± 5.2	5759.3± 96.7	0.1928 ±0.03526	
203853	5260.752376	0.301235	1207.8± 92.4	88.4 ± 5.6	0.47±0.20	253.9± 1.8	5584.4± 64.7	0.0063 ±0.00224	
203961	5260.862537	0.265592	517.9 ± 10.9	167.6± 6.2	0.35±0.08	140.4± 1.1	5446.8± 12.2	0.2353 ±0.03227	
204640	5282.576788	0.426572	676.7 ± 32.9	140.8± 10.8	0.26±0.23	224.1± 4.7	5763.4± 69.7	0.0817 ±0.02445	
204860	5260.605158	0.321399	722.1 ± 438.9	185.9±94.3	0.61±0.63	178.0± 6.3	5148.0± 429.6	0.1652 ±0.46883	
205208	5260.661049	0.629577	305.0 ± 54.7	74.2 ± 10.2	0.25±0.26	71.4 ± 4.8	5525.3± 54.6	0.0590 ±0.04796	
206206	5260.466174	0.531936	808.5 ± 27.9	195.5± 16.0	0.36±0.17	143.5± 2.7	5694.0± 43.3	0.1533 ±0.04096	
207016	5260.673787	0.364235	527.8 ± 8.6	130.1± 4.5	0.32±0.07	340.1± 1.0	5657.0± 11.5	0.1058 ±0.01249	-70.5± 4.7
208021	5260.153461	0.657449	253.4 ± 7.0	90.4 ± 2.3	0.38±0.07	120.0± 1.0	5460.4± 4.9	0.1543 ±0.02064	
208059	5260.410831	0.413251	1055.9± 22.8	142.4± 3.6	0.26±0.06	62.0 ± 1.5	5481.4± 37.6	0.0347 ±0.00400	
208470	5260.704571	0.333492	760.4 ± 183.5	153.8± 28.3	0.29±0.32	301.1± 2.8	5132.2± 63.5	0.0844 ±0.09216	
209684	5260.176546	1.349187	552.6 ± 40.0	148.0± 22.3	0.59±0.27	127.1± 2.7	5312.3± 25.9	0.1422 ±0.07373	
210234	5260.468438	0.717307	920.6 ± 48.6	161.8± 13.7	0.38±0.18	68.6 ± 3.4	5407.4± 75.2	0.0669 ±0.02192	
210312	5260.551587	0.607592	854.0 ± 27.4	170.6± 32.2	0.58±0.20	195.2± 1.4	5189.1± 27.6	0.0912 ±0.04321	
210447	5260.038040	0.898156	928.6 ± 25.7	272.6± 16.4	0.32±0.13	152.2± 1.7	6189.5± 30.8	0.3150 ±0.06406	-65.3±10.0
212096	5260.527778	0.344485	1461.2± 58.7	342.9± 9.7	0.39±0.09	233.8± 0.9	5592.4± 47.6	0.2531 ±0.04482	
212462	5259.520132	1.709583	581.7 ± 19.2	92.6 ± 3.5	0.13±0.11	207.1± 4.5	5932.6± 55.1	0.0314 ±0.00548	
213521	5260.606305	1.755518	1256.5± 96.6	82.5 ± 4.2	0.45±0.16	253.6± 1.8	6437.9± 48.5	0.0048 ±0.00160	
212720	5258.793587	1.622832	776.9 ± 77.4	131.3± 28.6	0.58±0.26	21.9 ± 1.5	5535.3± 66.8	0.0503 ±0.03695	
218203	5260.407767	0.310802	923.6 ± 40.2	31.8 ± 9.8	0.74±0.24	38.3 ± 2.0	5539.0± 36.8	0.0005 ±0.00037	
219110	5260.017996	0.740710	1136.3± 14.5	111.3± 2.7	0.25±0.05	214.6± 1.4	6170.0± 37.2	0.0143 ±0.00124	
219338	5258.906724	1.890380	952.5 ± 75.9	197.5± 21.9	0.32±0.26	309.6± 4.2	6423.8± 72.2	0.1138 ±0.05244	
219531	5260.518930	0.331798	360.0 ± 8.6	147.3± 19.2	0.20±0.17	231.8± 3.3	5369.6± 25.5	0.7864 ±0.26137	
219947	5260.681227	0.272917	1289.2±154.0	45.5 ± 10.5	0.79±0.31	282.0± 2.2	6148.1± 72.8	0.0008 ±0.00066	
220827	5260.533302	0.285405	695.1 ± 5.8	136.6± 10.2	0.72±0.06	9.8 ± 0.3	5733.3± 6.6	0.0707 ±0.01233	
220951	5260.497427	0.307168	455.1 ± 9.6	89.0 ± 6.3	0.45±0.10	37.6 ± 1.2	5803.1± 12.3	0.0456 ±0.00934	
223244	5260.049048	0.804559	862.4 ± 26.0	209.1± 17.2	0.48±0.11	162.6± 0.9	5855.2± 22.2	0.1648 ±0.04202	
223955	5260.426551	0.367006	1451.8±121.2	40.8 ± 1.9	0.04±0.14	273.4±19.0	5754.6± 566.7	0.0004 ±0.00014	
224377	5259.885007	1.145178	571.2 ± 17.9	154.3± 18.5	0.45±0.18	343.8± 1.7	5428.6± 19.8	0.1510 ±0.05040	25.4 ± 4.9
224836	5260.504332	0.367318	1387.8±216.3	152.2± 19.7	0.42±0.38	67.1 ± 3.4	6655.8± 96.8	0.0245 ±0.01780	
227716	5260.669645	0.229971	516.0 ± 10.4	123.0± 4.1	0.23±0.08	155.1± 1.9	5868.1± 20.4	0.0937 ±0.01191	194.6± 8.9
228342	5260.619788	0.253410	577.0 ± 66.2	166.5± 18.4	0.41±0.19	103.5± 1.5	5270.4± 25.1	0.1858 ±0.10502	
228421	5259.719199	0.887966	963.8 ± 60.4	53.7 ± 5.3	0.43±0.24	40.7 ± 2.0	6050.5± 52.8	0.0022 ±0.00085	
229158	5260.338081	0.620128	727.2 ± 41.1	71.1 ± 14.7	0.36±0.41	216.3± 5.2	5706.3± 68.7	0.0091 ±0.00531	
231054	5260.560905	0.441326	611.0 ± 13.2	75.4 ± 1.6	0.27±0.06	49.2 ± 1.4	5878.7± 23.1	0.0154 ±0.00165	
231108	5260.505286	0.309563	603.3 ± 6.4	179.1± 3.2	0.08±0.05	24.1 ± 2.8	5318.1± 35.7	0.2115 ±0.01429	
231134	5259.394302	1.542671	551.3 ± 110.6	98.9 ± 14.9	0.31±0.43	75.3 ± 5.6	5487.5± 91.4	0.0426 ±0.03847	
231174	5260.852317	0.306145	725.3 ± 18.3	165.3± 5.1	0.66±0.07	260.7± 0.7	5406.3± 13.4	0.1152 ±0.01583	-89.0± 4.8
231675	5260.680243	0.275610	310.7 ± 10.4	95.1 ± 4.7	0.22±0.11	52.9 ± 2.6	5418.0± 18.4	0.1193 ±0.02377	
231868	5260.839336	0.338490	1256.3± 30.5	65.9 ± 5.7	0.65±0.13	133.1± 1.2	5568.5± 24.1	0.0024 ±0.00059	
233210	5258.777482	1.909852	607.7 ± 30.0	166.5± 30.1	0.44±0.27	178.6± 2.5	5764.9± 33.3	0.1676 ±0.08542	
234407	5260.030964	0.805788	1312.6± 20.5	149.9± 5.2	0.47±0.06	210.6± 0.7	5644.2± 21.5	0.0262 ±0.00305	
234703	5260.588167	0.390871	623.0 ± 45.2	152.0± 8.9	0.46±0.14	282.8± 1.4	5603.9± 24.2	0.1212 ±0.04057	49.9 ± 7.8
236519	5260.532099	0.554674	674.9 ± 74.5	44.0 ± 4.3	0.22±0.18	317.8± 4.7	5296.2± 53.5	0.0025 ±0.00132	
236848	5260.421097	0.429959	825.6 ± 48.7	35.7 ± 7.5	0.52±0.23	39.1 ± 2.5	5301.8± 54.2	0.0009 ±0.00054	

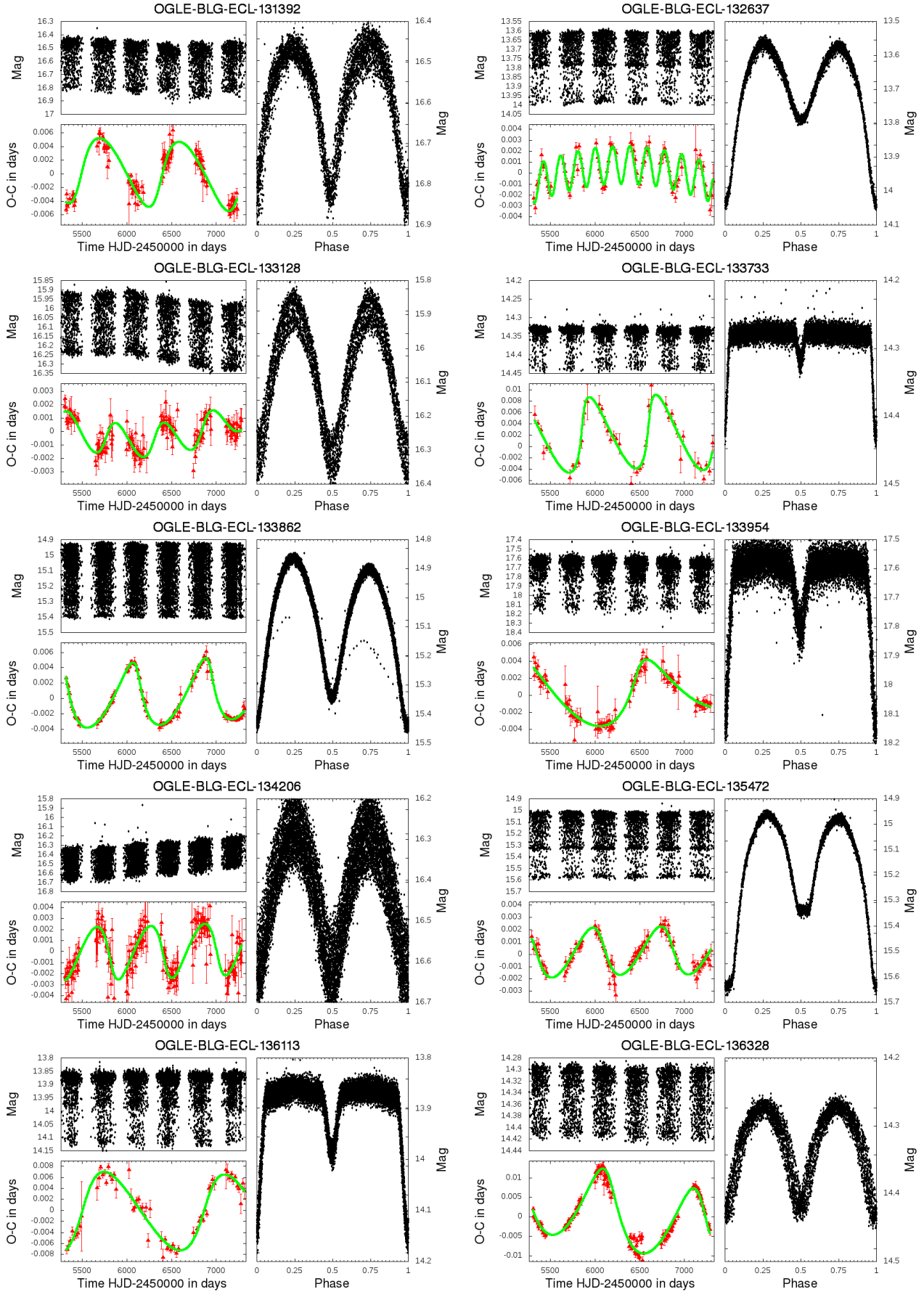
ID	T_0 [HJD-2450000 days]	P_1 [days]	P_2 [days]	$a_{AB} \cdot \sin(i_2)$ [R_\odot]	e_2	ω_2 [deg]	τ_2 [days]	$f(m_\odot)$	ΔP_1 [$\times 10^{-10} \frac{d}{c}$]
237136	5260.744234	0.515309	800.2 ± 82.5	176.9 ± 15.1	0.02 ± 0.24	109.9 ± 69.8	5232.9 ± 1158.3	0.1158 ± 0.05559	
238112	5273.450359	0.398630	836.8 ± 104.2	76.9 ± 9.5	0.46 ± 0.31	249.1 ± 3.3	5709.1 ± 93.1	0.0087 ± 0.00540	
238744	5258.650020	1.823186	391.5 ± 8.4	70.9 ± 2.7	0.21 ± 0.09	335.1 ± 2.9	5306.0 ± 20.8	0.0312 ± 0.00438	
239017	5321.335819	0.571381	798.0 ± 17.7	160.5 ± 11.0	0.35 ± 0.13	157.0 ± 1.8	5347.8 ± 29.5	0.0871 ± 0.01773	
239476	5260.334651	0.410181	756.5 ± 363.8	203.7 ± 113.5	0.32 ± 0.43	85.5 ± 2.1	5888.7 ± 198.1	0.1981 ± 0.50656	
239993	5260.495771	0.312929	467.6 ± 21.4	62.2 ± 9.2	0.41 ± 0.23	164.7 ± 2.7	5323.8 ± 26.2	0.0148 ± 0.00641	
241936	5260.652576	0.358846	1167.6 ± 62.3	64.0 ± 2.5	0.18 ± 0.12	82.4 ± 2.5	5652.9 ± 74.0	0.0026 ± 0.00062	
242159	5260.508397	0.471755	1153.3 ± 58.4	243.7 ± 10.2	0.09 ± 0.17	226.7 ± 7.5	5975.2 ± 179.8	0.1459 ± 0.03438	
243302	5260.899190	0.338515	830.5 ± 13.7	62.3 ± 2.7	0.38 ± 0.09	139.4 ± 1.9	5703.0 ± 27.5	0.0047 ± 0.00064	
243365	5260.273009	0.730657	680.6 ± 25.0	134.1 ± 4.5	0.36 ± 0.08	117.5 ± 1.2	6051.3 ± 14.2	0.0697 ± 0.01236	17.6 ± 2.7
243618	5260.555652	0.296662	1331.1 ± 222.9	47.3 ± 5.3	0.10 ± 0.30	64.8 ± 15.2	5320.6 ± 471.1	0.0008 ± 0.00058	
243892	5260.790249	0.270311	1451.1 ± 82.0	35.0 ± 2.0	0.24 ± 0.11	74.3 ± 2.6	6177.6 ± 106.7	0.0003 ± 0.00009	
245557	5285.565609	0.299509	544.4 ± 41.8	212.2 ± 13.3	0.17 ± 0.08	231.3 ± 2.7	5605.2 ± 55.4	0.4322 ± 0.15373	
245692	5260.275588	0.671522	964.0 ± 87.1	224.2 ± 14.6	0.44 ± 0.26	286.5 ± 2.2	5176.6 ± 40.0	0.1625 ± 0.06521	
247165	5260.653814	0.340779	1349.3 ± 24.0	257.7 ± 3.1	0.27 ± 0.03	275.4 ± 0.6	6463.3 ± 15.0	0.1260 ± 0.00975	
247495	5260.163774	0.828757	903.8 ± 97.9	135.4 ± 11.1	0.26 ± 0.21	296.3 ± 4.0	5666.4 ± 65.9	0.0408 ± 0.01995	
248494	5260.640682	0.607061	570.5 ± 55.1	141.8 ± 10.1	0.38 ± 0.18	272.9 ± 1.5	5329.8 ± 29.3	0.1174 ± 0.05074	59.0 ± 5.2
248738	5259.801309	1.219331	801.4 ± 35.1	66.8 ± 6.0	0.20 ± 0.21	30.6 ± 5.2	5753.0 ± 97.0	0.0062 ± 0.00193	
249116	5260.350023	0.392285	859.1 ± 37.7	104.5 ± 17.4	0.44 ± 0.22	177.4 ± 2.6	5325.6 ± 49.7	0.0207 ± 0.00962	
250046	5260.480221	0.595688	629.2 ± 26.9	100.3 ± 10.2	0.38 ± 0.22	156.8 ± 2.9	5490.8 ± 34.8	0.0341 ± 0.01131	
252308	5262.430400	0.453661	1108.1 ± 185.9	211.6 ± 41.2	0.57 ± 0.17	120.3 ± 2.7	5651.5 ± 43.8	0.1034 ± 0.09231	
252603	5276.731131	0.295704	855.4 ± 86.9	256.5 ± 20.0	0.17 ± 0.15	264.1 ± 2.7	5869.5 ± 65.1	0.3089 ± 0.14231	
252887	5259.297449	1.768218	503.9 ± 37.5	43.1 ± 5.4	0.24 ± 0.30	207.7 ± 6.0	5314.3 ± 69.5	0.0042 ± 0.00199	
253962	5260.689536	0.438764	1000.1 ± 32.2	142.6 ± 4.3	0.15 ± 0.10	6.3 ± 2.9	4950.3 ± 72.4	0.0389 ± 0.00610	
255449	5260.254936	0.428242	951.8 ± 23.0	215.8 ± 27.6	0.55 ± 0.15	182.1 ± 1.6	5127.9 ± 31.3	0.1486 ± 0.04878	
256377	5260.152851	0.432889	899.9 ± 56.7	73.3 ± 3.1	0.37 ± 0.14	255.7 ± 1.3	5858.6 ± 36.7	0.0065 ± 0.00178	
256437	5259.985381	0.789466	834.5 ± 149.4	134.1 ± 17.3	0.20 ± 0.28	264.0 ± 5.2	5925.7 ± 115.0	0.0464 ± 0.03689	
256668	5260.548636	0.328324	833.4 ± 40.5	119.3 ± 17.3	0.74 ± 0.21	122.8 ± 1.9	5737.4 ± 24.7	0.0327 ± 0.01425	
257317	5259.762393	0.860510	788.1 ± 135.2	170.0 ± 17.2	0.09 ± 0.43	110.5 ± 20.8	5738.2 ± 330.3	0.1060 ± 0.07600	
259530	5260.601448	0.428596	900.4 ± 55.5	179.1 ± 13.9	0.30 ± 0.17	242.8 ± 4.3	5429.6 ± 97.7	0.0950 ± 0.03231	
259591	5260.390071	0.549346	871.8 ± 14.9	128.3 ± 7.9	0.45 ± 0.08	345.4 ± 0.8	5871.7 ± 14.6	0.0372 ± 0.00649	39.0 ± 3.3
262145	5260.362326	0.373863	817.4 ± 66.0	239.1 ± 74.4	0.76 ± 0.30	47.9 ± 3.1	5940.7 ± 34.8	0.2740 ± 0.23689	
263423	5260.848837	0.289787	1347.8 ± 26.2	176.1 ± 30.5	0.86 ± 0.11	228.1 ± 1.2	5853.4 ± 24.1	0.0403 ± 0.01631	
264186	5260.920392	0.299389	1331.5 ± 100.4	51.0 ± 2.8	0.39 ± 0.22	115.5 ± 2.0	5607.4 ± 66.8	0.0010 ± 0.00034	
264351	5260.331052	0.353627	1217.3 ± 36.7	298.7 ± 9.5	0.49 ± 0.05	64.5 ± 0.6	5782.7 ± 32.1	0.2411 ± 0.03714	
264468	5260.192168	0.602293	510.2 ± 32.7	92.5 ± 12.5	0.12 ± 0.29	177.6 ± 11.7	5596.2 ± 121.8	0.0408 ± 0.01887	
268481	5260.702339	0.368992	820.7 ± 16.5	235.5 ± 15.9	0.47 ± 0.11	149.4 ± 1.3	5680.8 ± 19.1	0.2597 ± 0.05073	
269340	5260.670487	0.430312	438.4 ± 14.9	91.0 ± 9.0	0.34 ± 0.16	359.9 ± 2.2	5564.8 ± 20.1	0.0526 ± 0.01577	-104.4 ± 7.4
269555	5260.463734	0.561163	890.8 ± 17.3	177.1 ± 12.7	0.36 ± 0.13	356.5 ± 1.7	5365.2 ± 31.4	0.0938 ± 0.01892	
270588	5260.687806	0.420899	834.4 ± 20.6	375.3 ± 14.2	0.20 ± 0.09	220.6 ± 2.6	5762.6 ± 50.9	1.0174 ± 0.15234	
271708	5260.453740	0.307049	949.4 ± 40.9	69.7 ± 2.2	0.13 ± 0.10	54.5 ± 5.4	5436.3 ± 113.4	0.0050 ± 0.00096	
272056	5260.320582	0.622995	1462.3 ± 8.9	343.1 ± 16.5	0.74 ± 0.04	149.5 ± 0.3	5475.0 ± 8.3	0.2532 ± 0.02898	
272885	5259.562150	1.088641	755.7 ± 44.7	153.5 ± 6.9	0.33 ± 0.14	123.6 ± 2.3	5860.7 ± 51.0	0.0849 ± 0.02270	32.8 ± 2.4
273764	5260.850759	0.957377	459.9 ± 27.5	101.2 ± 5.1	0.05 ± 0.13	71.0 ± 12.5	5485.4 ± 123.6	0.0657 ± 0.01841	
273875	5260.666875	0.324494	1111.3 ± 18.1	88.3 ± 4.4	0.42 ± 0.08	36.5 ± 1.3	5363.3 ± 33.6	0.0075 ± 0.00111	
276746	5258.700553	1.609378	649.8 ± 23.3	214.1 ± 4.9	0.19 ± 0.06	90.0 ± 1.2	5804.9 ± 17.6	0.3115 ± 0.04777	
278769	5260.739823	0.356270	1104.4 ± 68.9	163.0 ± 17.6	0.24 ± 0.21	227.2 ± 6.6	5434.3 ± 163.4	0.0476 ± 0.01919	
279293	5262.653125	0.285679	1427.7 ± 61.8	45.8 ± 3.0	0.23 ± 0.14	63.6 ± 5.1	5739.3 ± 168.8	0.0006 ± 0.00016	
280174	5260.501885	0.570827	921.6 ± 75.7	171.7 ± 21.3	0.51 ± 0.25	52.9 ± 2.1	5745.2 ± 70.6	0.0798 ± 0.03946	
280942	5260.621143	0.638285	951.5 ± 42.6	108.2 ± 24.1	0.65 ± 0.24	156.4 ± 1.2	5006.4 ± 24.6	0.0187 ± 0.01084	
281727	5260.266608	0.628767	479.7 ± 9.6	135.9 ± 31.3	0.76 ± 0.12	344.2 ± 0.9	6000.1 ± 9.3	0.1461 ± 0.07607	
281873	5259.784457	1.342625	539.2 ± 11.8	72.3 ± 2.6	0.22 ± 0.09	40.6 ± 2.4	5768.7 ± 27.1	0.0174 ± 0.00239	
283931	5258.837819	2.045536	1429.5 ± 39.8	153.4 ± 40.0	0.80 ± 0.14	151.6 ± 1.2	5373.7 ± 23.4	0.0237 ± 0.01434	
284300	5260.353102	0.582255	593.9 ± 30.5	119.9 ± 5.6	0.46 ± 0.12	67.0 ± 1.2	5510.9 ± 27.6	0.0655 ± 0.01621	58.7 ± 4.6
285648	5260.781443	0.387505	558.1 ± 15.1	161.2 ± 17.7	0.46 ± 0.14	357.0 ± 1.4	5341.2 ± 16.6	0.1802 ± 0.05420	-52.5 ± 10.5
285958	5260.794247	0.436324	1279.2 ± 55.3	186.1 ± 15.9	0.47 ± 0.16	320.1 ± 2.4	5495.1 ± 51.8	0.0528 ± 0.01587	
287844	5260.389590	0.403481	678.1 ± 65.9	171.8 ± 24.6	0.68 ± 0.32	248.2 ± 2.7	5700.8 ± 37.9	0.1478 ± 0.08542	
288000	5260.524531	0.332212	1470.4 ± 29.8	196.8 ± 23.9	0.68 ± 0.11	145.6 ± 1.0	6073.5 ± 20.2	0.0472 ± 0.01433	
288075	5260.347409	0.420139	779.4 ± 34.4	190.8 ± 16.5	0.26 ± 0.18	316.9 ± 4.3	5613.3 ± 64.8	0.1533 ± 0.04681	
289401	5260.364468	0.485770	580.8 ± 28.3	57.6 ± 3.6	0.26 ± 0.16	312.8 ± 3.7	5407.8 ± 41.0	0.0076 ± 0.00206	

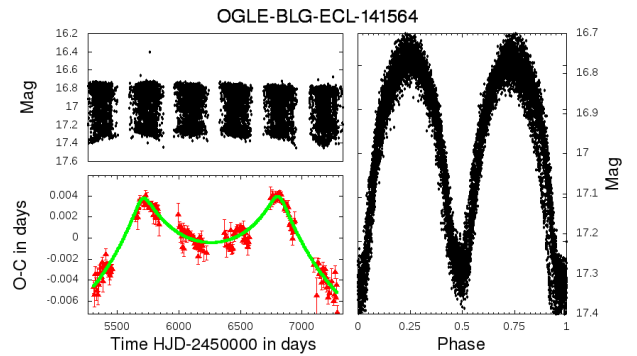
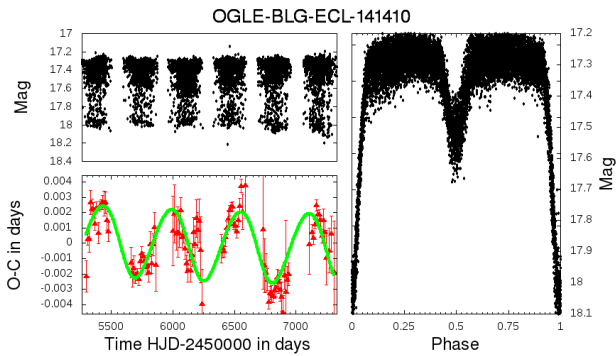
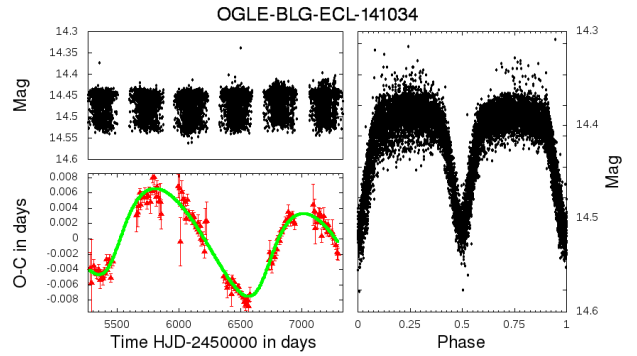
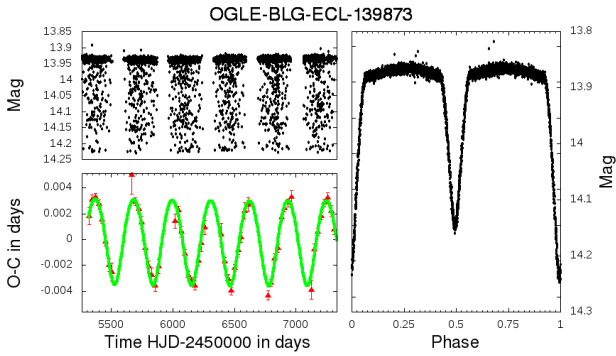
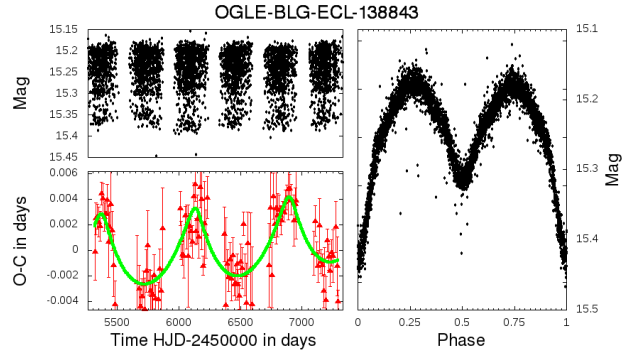
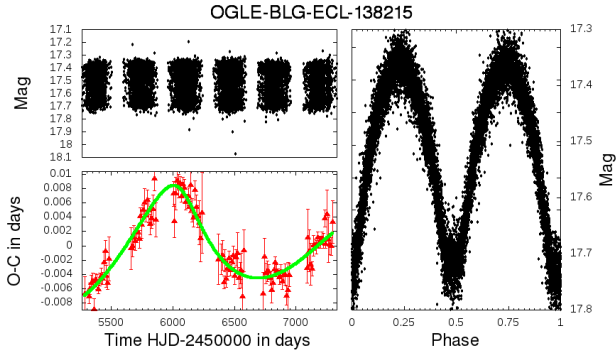
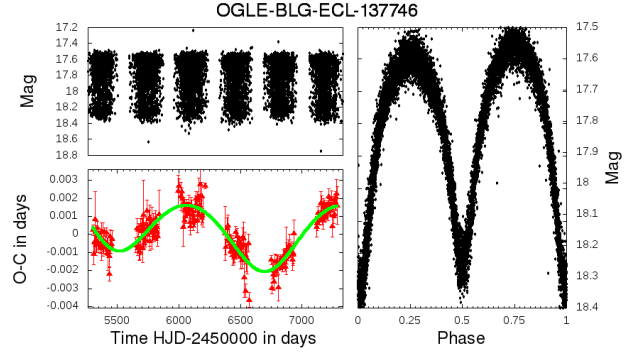
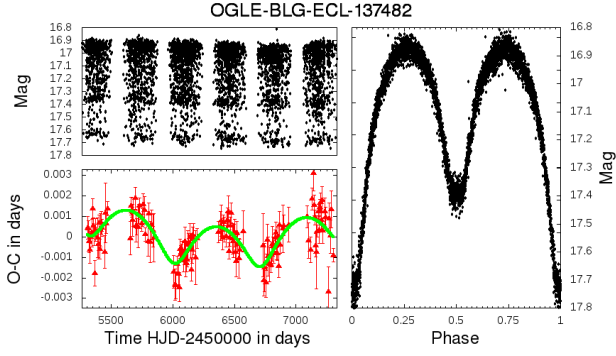
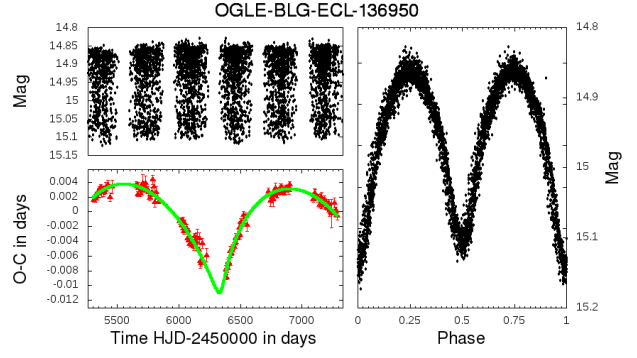
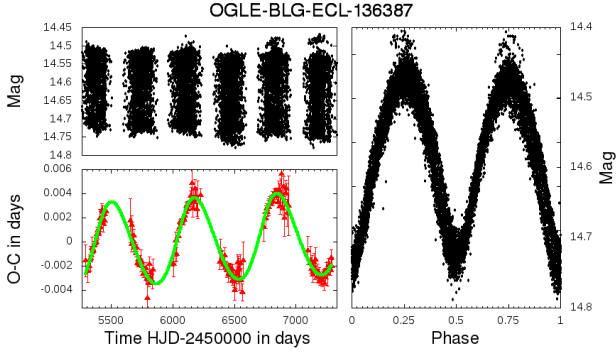
ID	T_0 [HJD-2450000 days]	P_1 [days]	P_2 [days]	$a_{AB} \cdot \sin(i_2)$ [R_\odot]	e_2	ω_2 [deg]	τ_2 [days]	$f(m_C)$	$\frac{\Delta P_1}{c}$ [$\times 10^{-10} \frac{d}{c}$]
289420	5260.391476	0.595642	948.2 ± 20.0	126.4 ± 5.1	0.77±0.05	283.8± 0.4	5330.4± 9.1	0.0301±0.00433	
289678	5260.771054	0.275781	601.2 ± 18.1	88.4 ± 7.0	0.49±0.14	316.2± 1.3	5855.3± 15.3	0.0256±0.00637	
292115	5259.793223	1.136677	1074.6 ± 59.9	194.5±12.9	0.68±0.14	74.0 ± 0.7	5745.5± 40.4	0.0854±0.02561	
292332	5260.524127	0.593263	1001.6 ± 58.8	125.1 ± 5.7	0.14±0.12	114.2± 5.5	5757.8±106.0	0.0261±0.00698	
292333	5260.813455	0.373477	330.8 ± 3.1	111.5± 2.2	0.30±0.03	197.0± 0.5	5585.1± 5.2	0.1700±0.01149	
292418	5259.951559	0.636538	380.6 ± 17.3	132.8±15.5	0.20±0.18	161.9± 3.7	5481.0± 33.0	0.2170±0.08025	
292479	5260.721290	0.333332	359.0 ± 62.3	46.7 ± 5.1	0.36±0.36	271.4± 4.4	5671.1± 20.5	0.0106±0.00783	
292696	5259.647462	0.859660	647.6 ±148.2	115.1±19.7	0.33±0.41	104.3± 5.1	5431.9± 61.7	0.0487±0.05010	
293135	5260.434981	0.576170	1379.7±114.2	216.7±10.9	0.16±0.14	267.5± 4.2	5727.8±127.7	0.0717±0.02502	
293299	5260.577088	0.236086	307.2 ± 18.7	63.0 ± 3.5	0.27±0.11	290.8± 1.7	5373.1± 9.1	0.0355±0.01043	
295315	5260.685686	0.364502	895.8 ± 49.5	177.2±15.3	0.14±0.22	211.4±11.8	5216.3±234.8	0.0930±0.03148	
297206	5260.037306	1.783266	852.8 ±209.3	157.0±51.7	0.62±0.39	82.2 ± 2.2	5470.3±124.4	0.0714±0.09959	
297211	5260.652052	0.362440	1490.6 ± 25.0	256.1± 8.1	0.22±0.09	315.6± 3.0	6856.7± 87.1	0.1013±0.01150	
297736	5260.577283	0.951446	877.6 ± 92.6	39.1 ± 3.5	0.24±0.21	116.9± 4.7	5889.7± 77.6	0.0010±0.00050	
303179	5260.461239	0.287059	1351.4 ± 76.8	93.3 ± 10.5	0.45±0.16	192.4± 1.7	5972.4± 75.3	0.0060±0.00237	
303780	5260.709385	0.829257	324.3 ± 17.0	46.3 ± 5.7	0.05±0.23	196.0±24.9	5461.0±167.5	0.0126±0.00508	

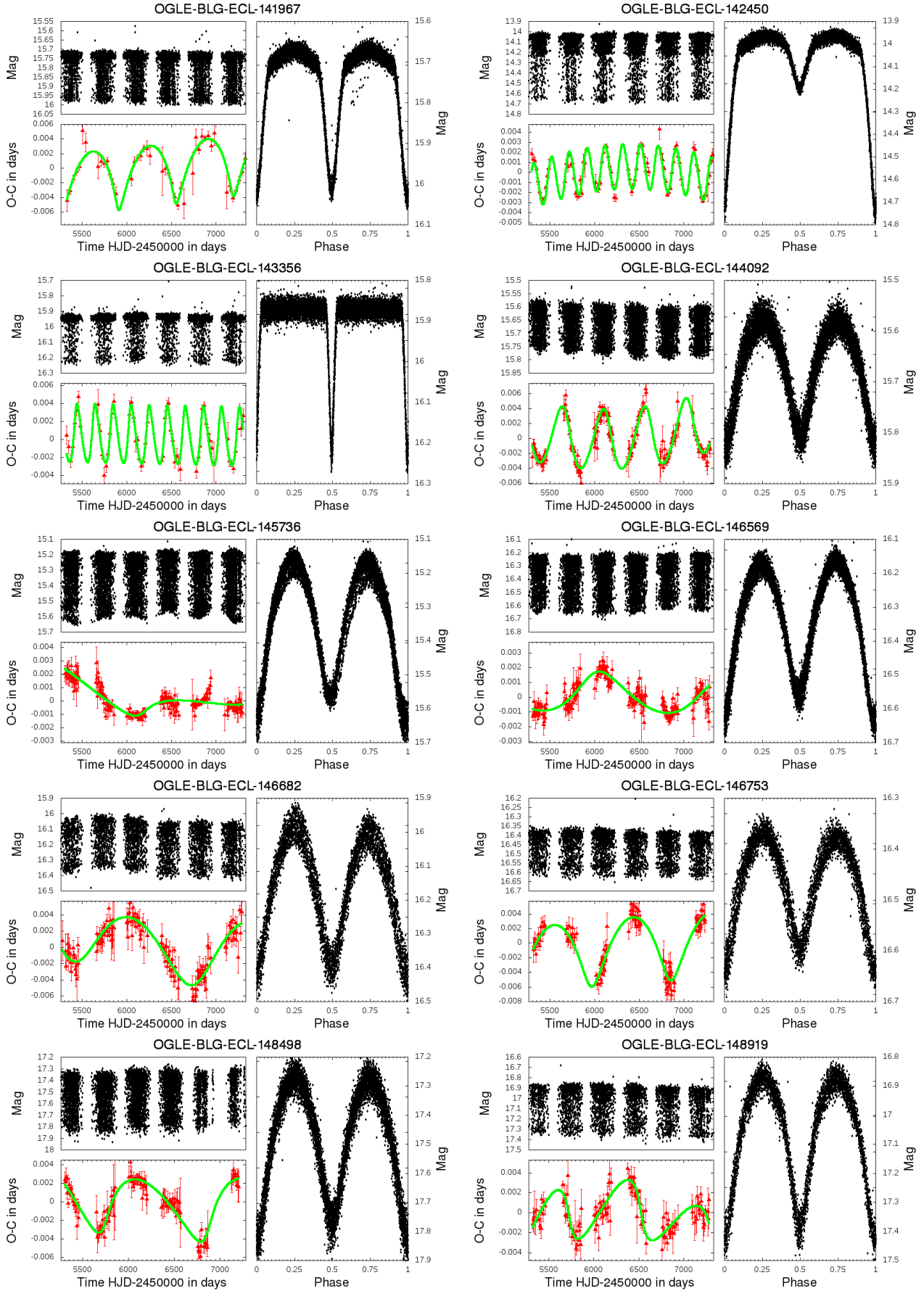
Figure A1. The light curve, the ETV-s with third body solution and the folded light curve of the first group (258 systems).


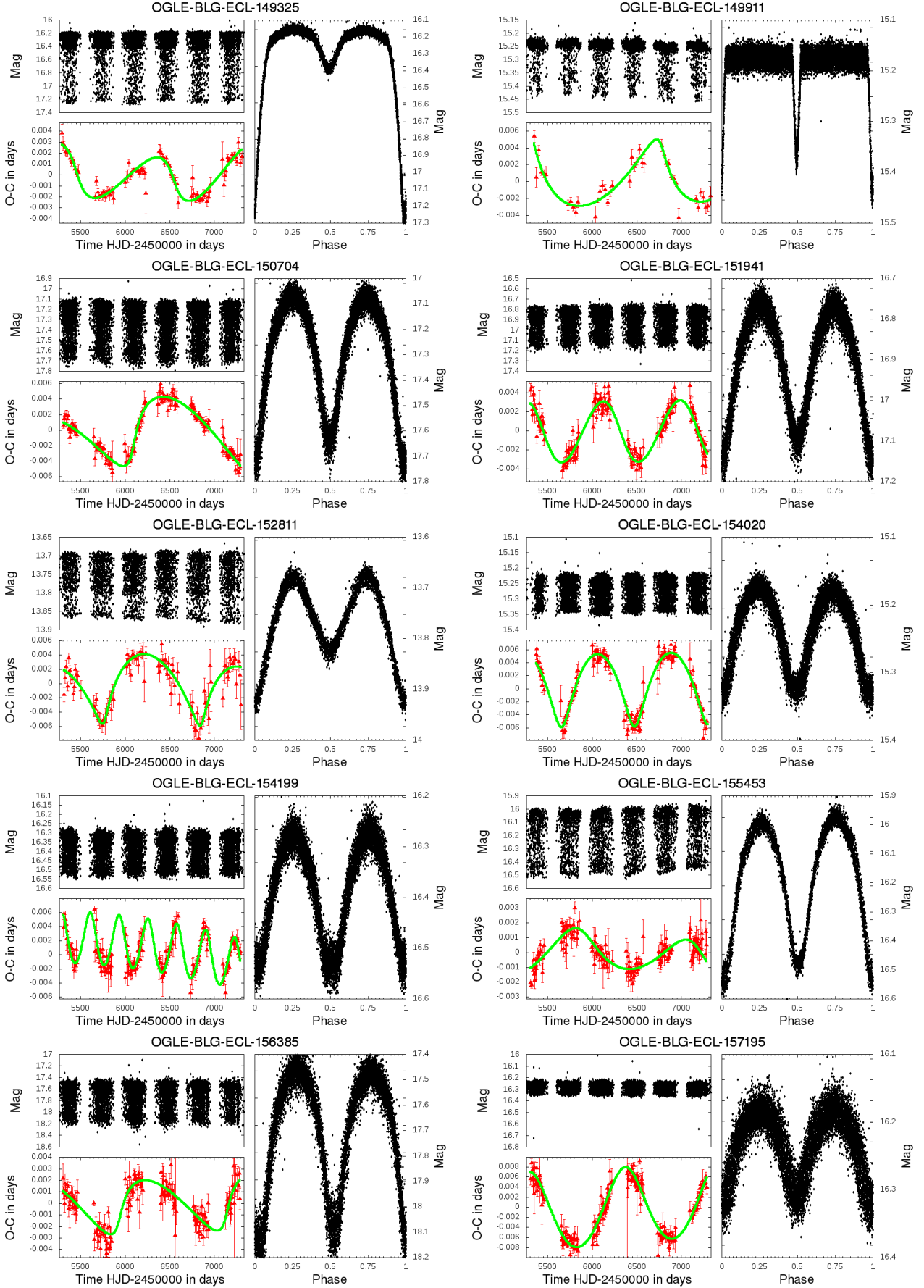


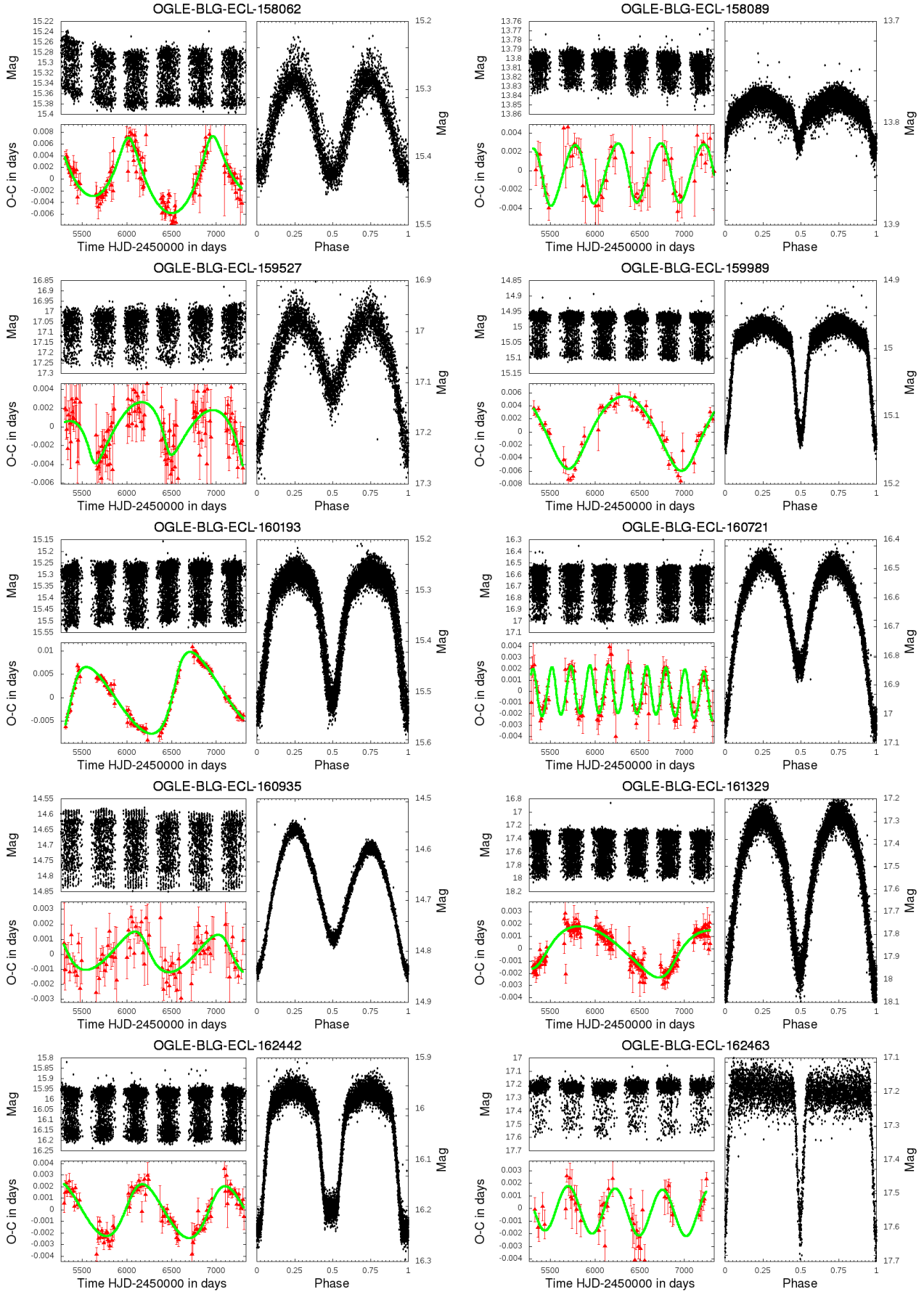


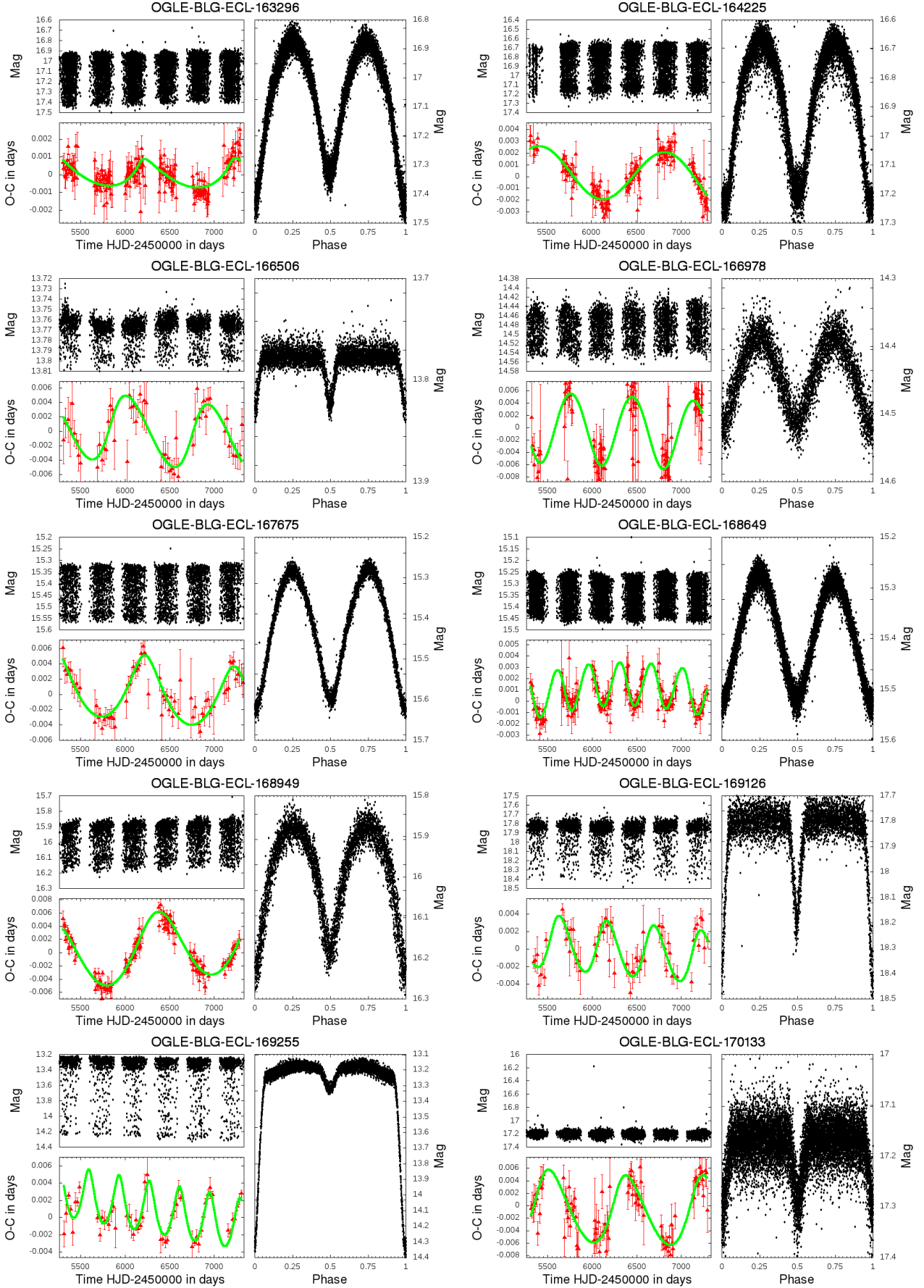


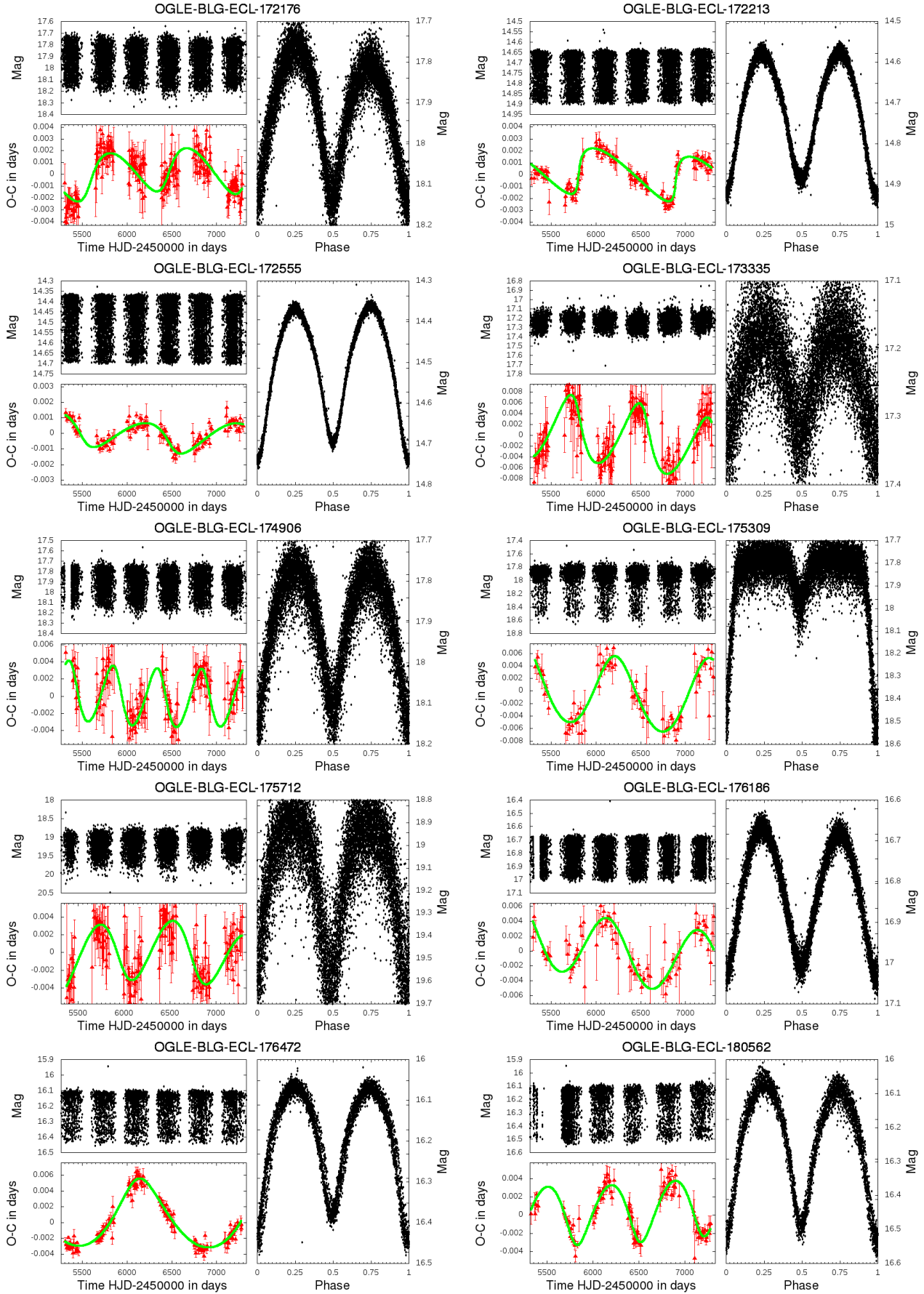


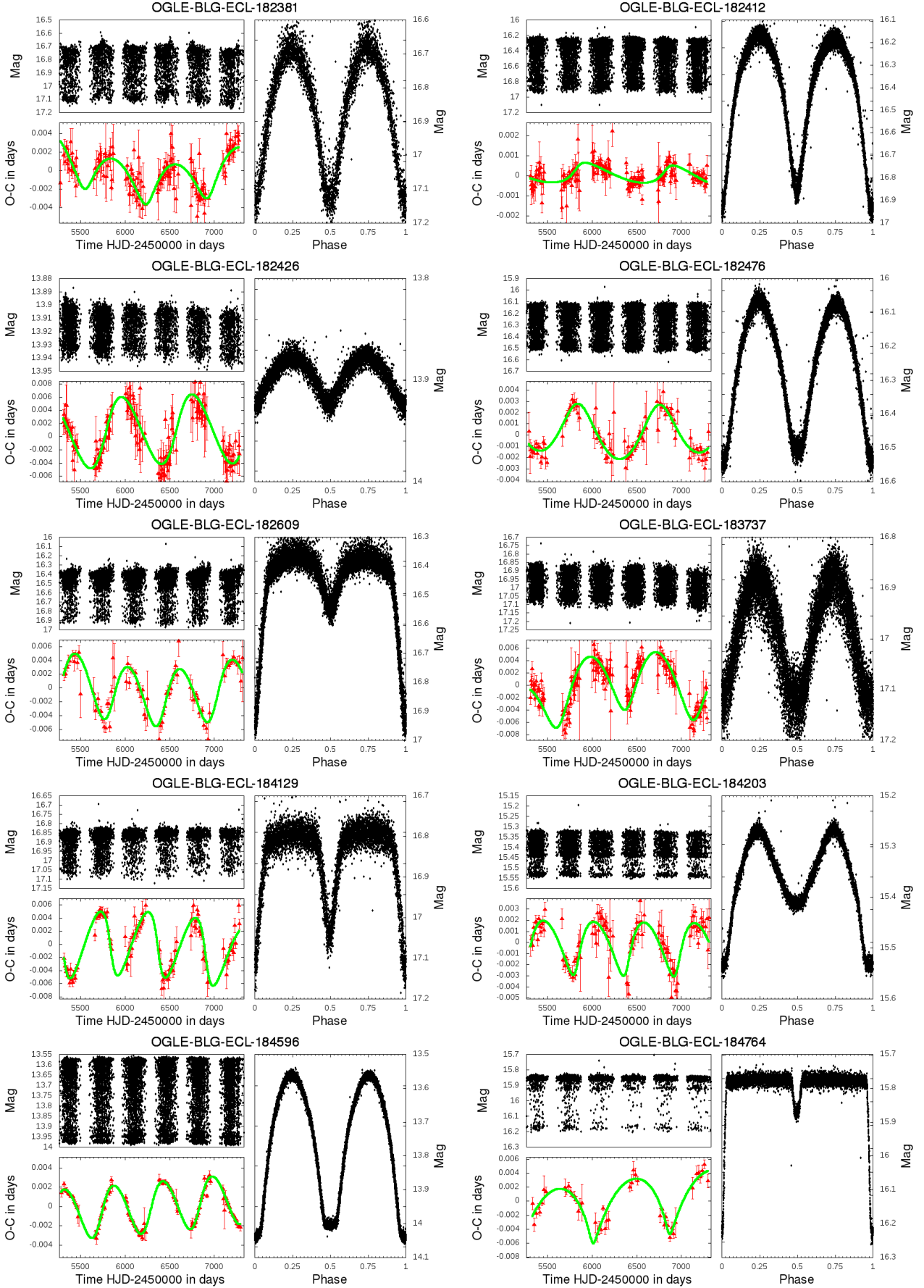


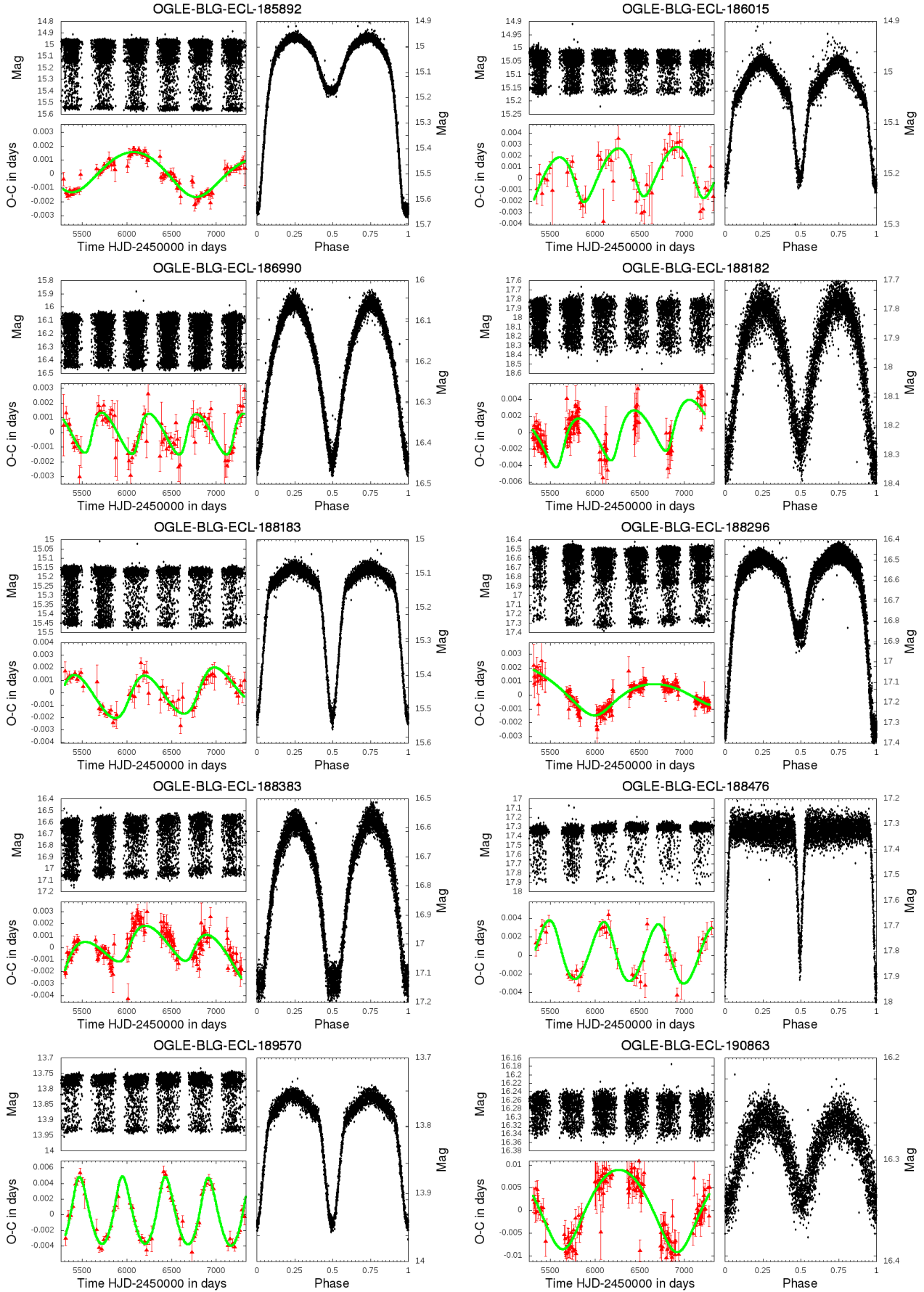


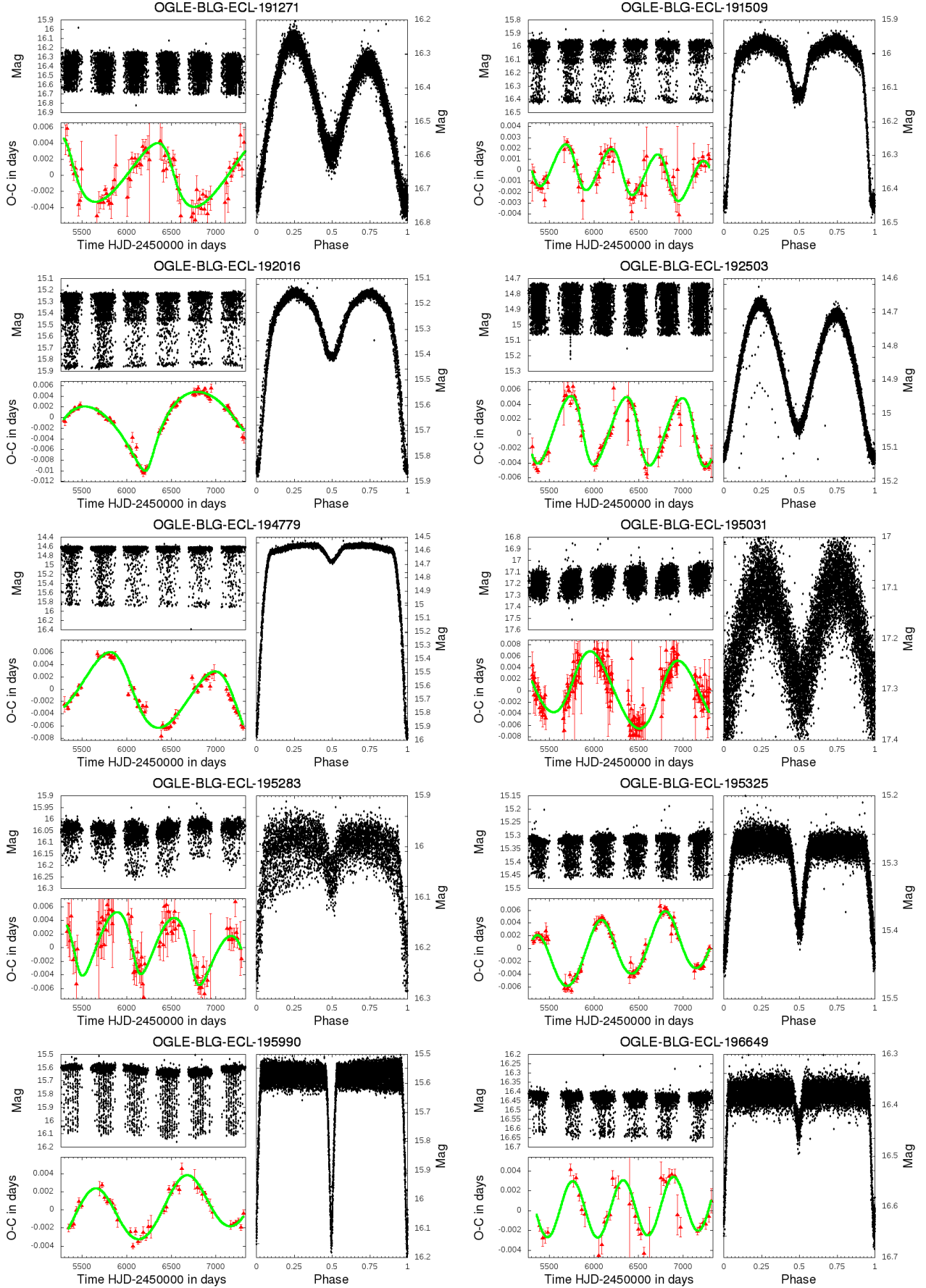


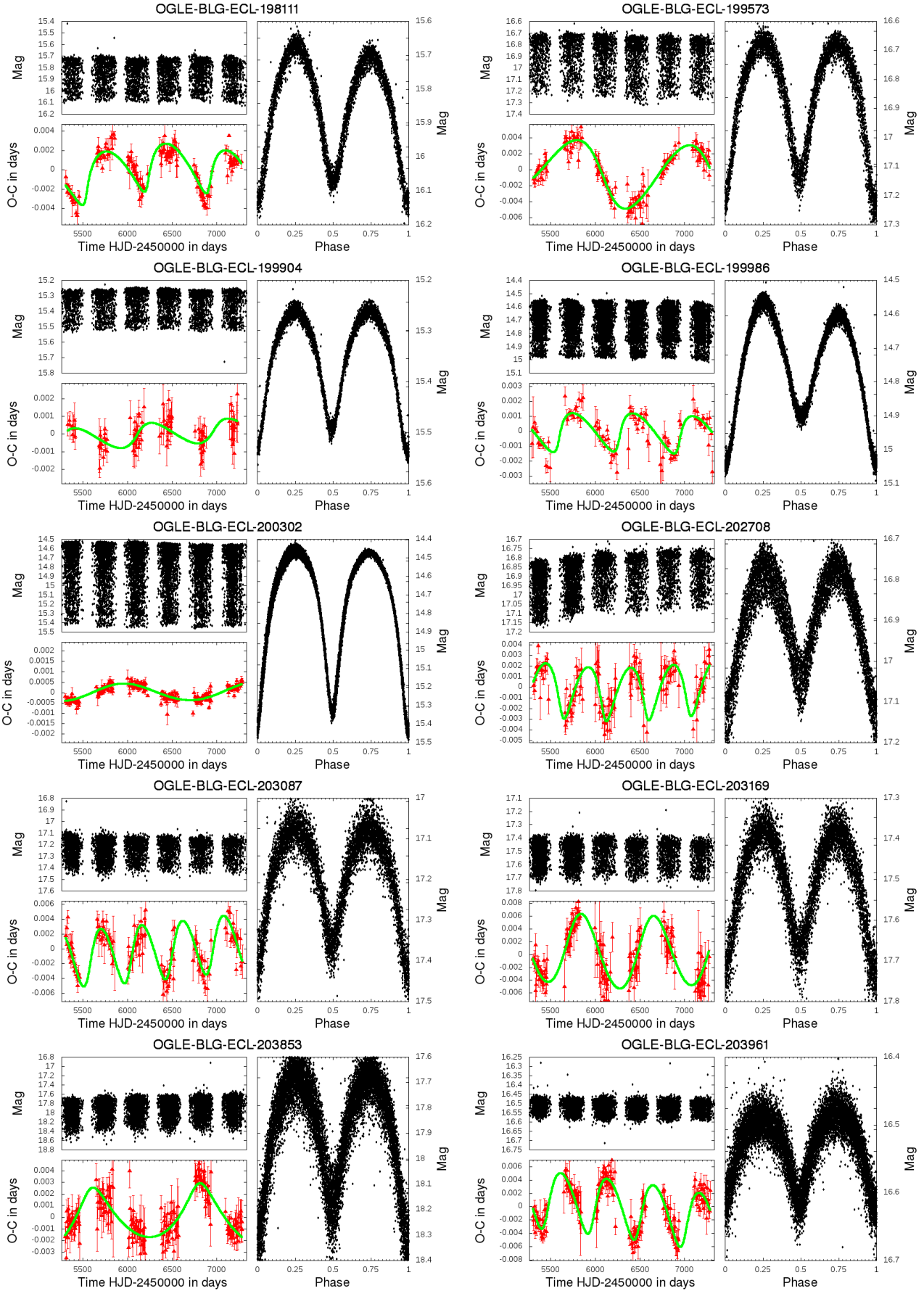


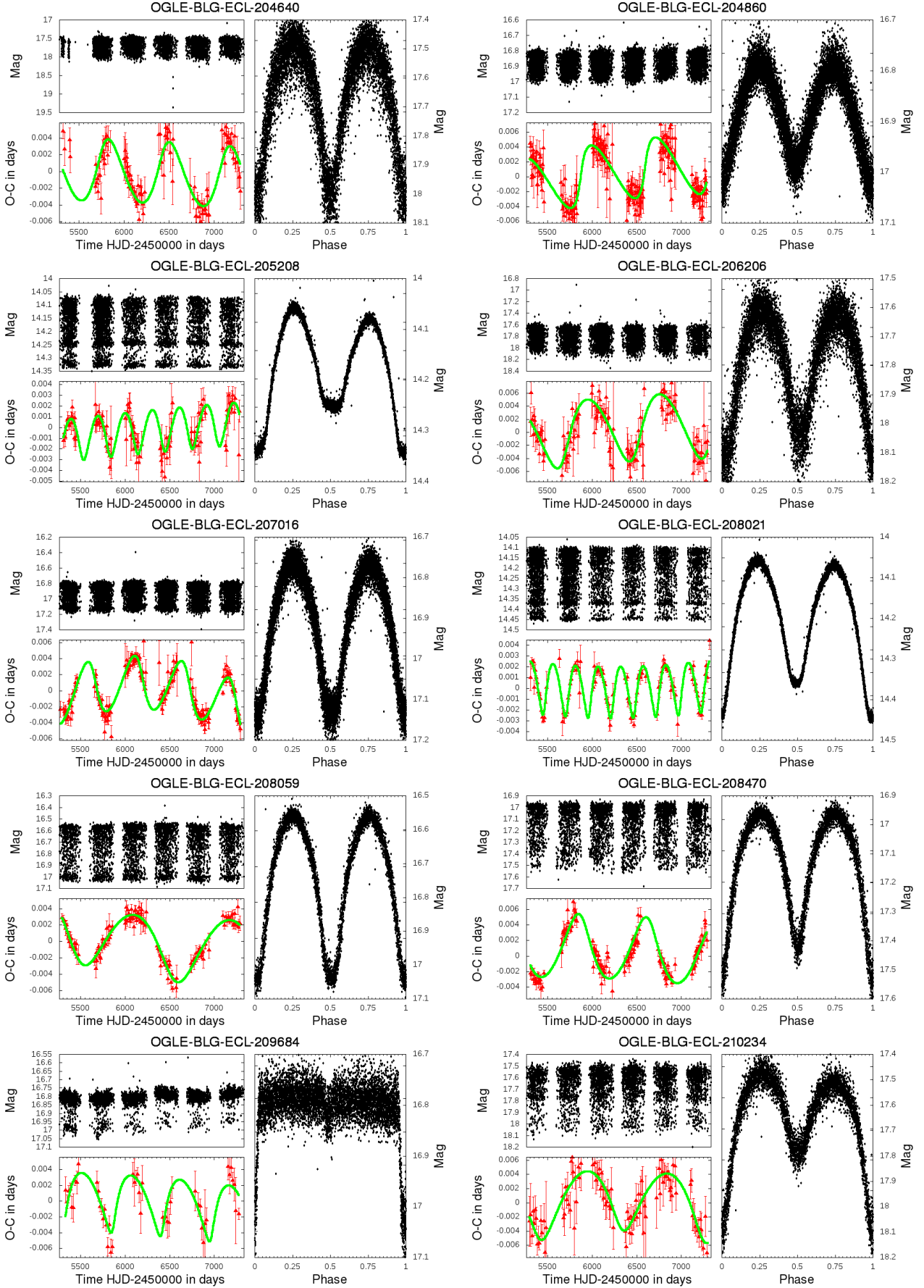


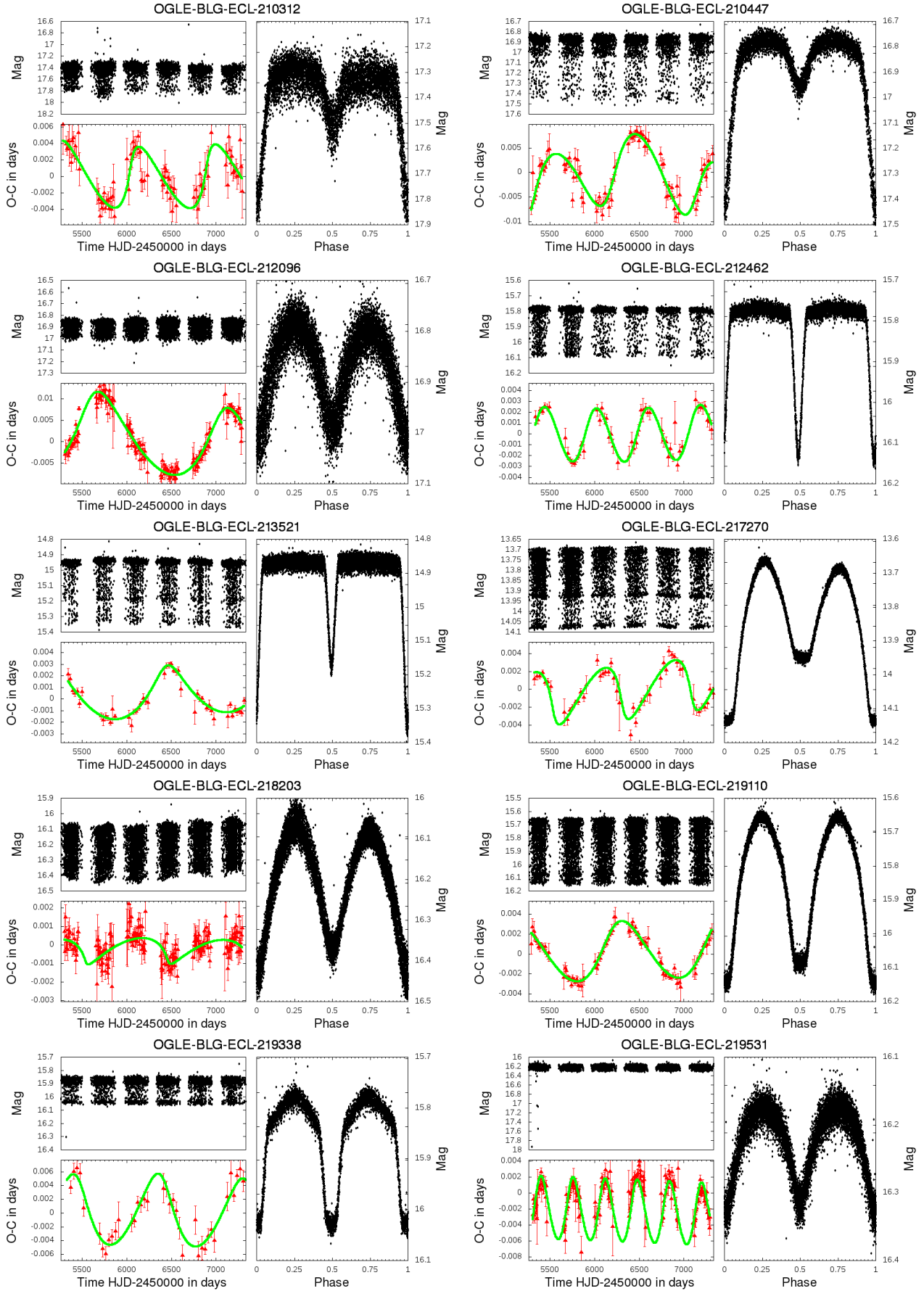


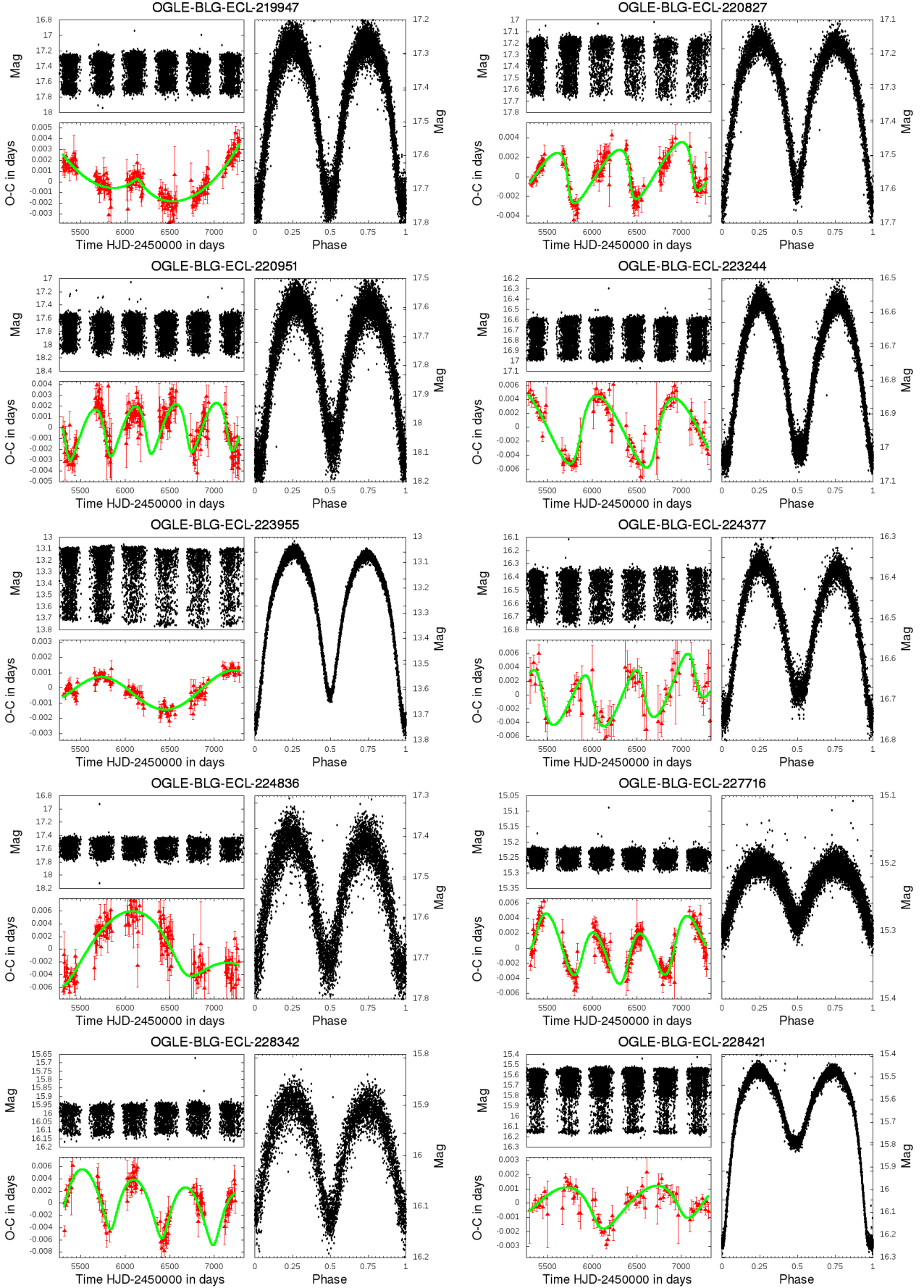


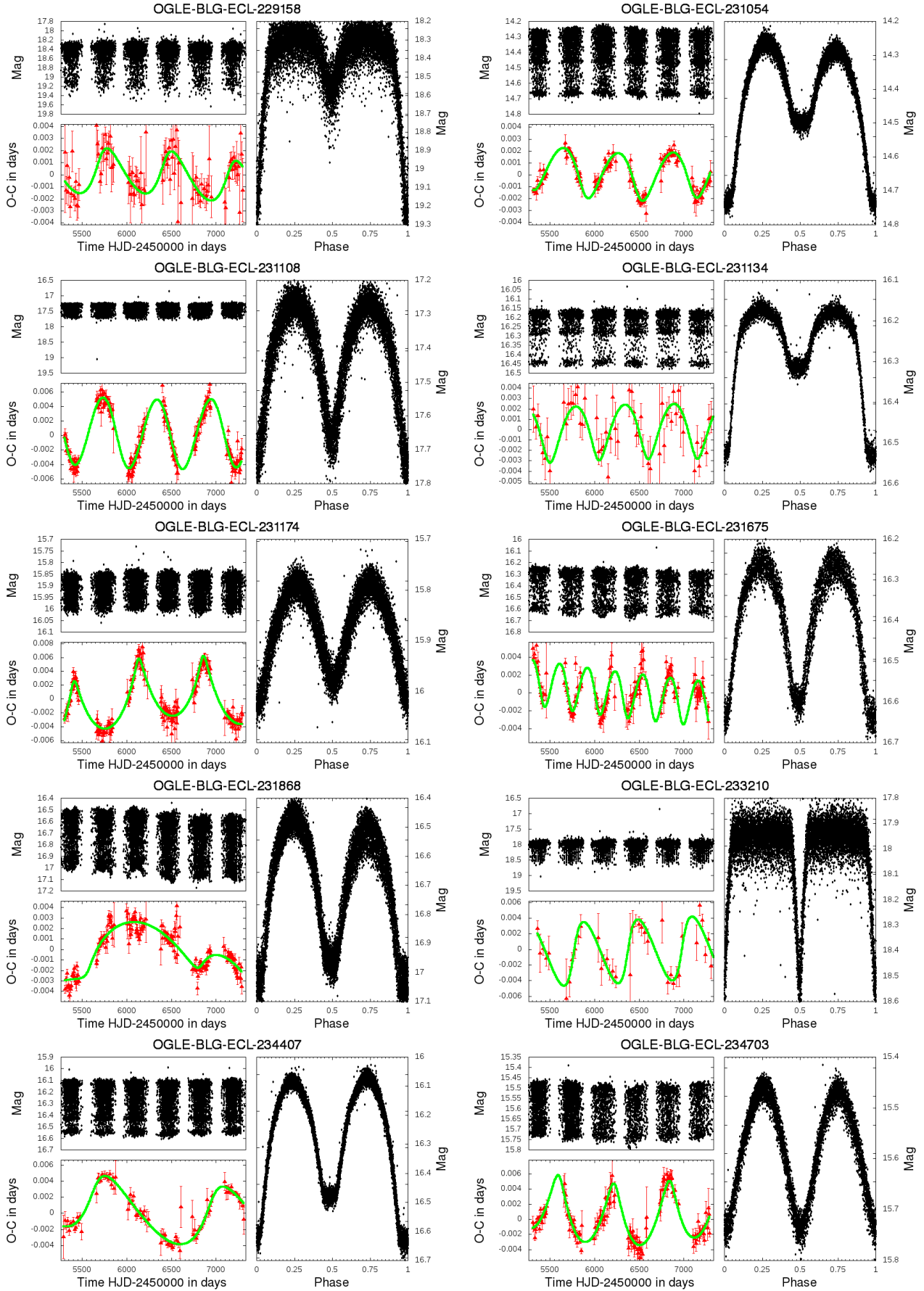


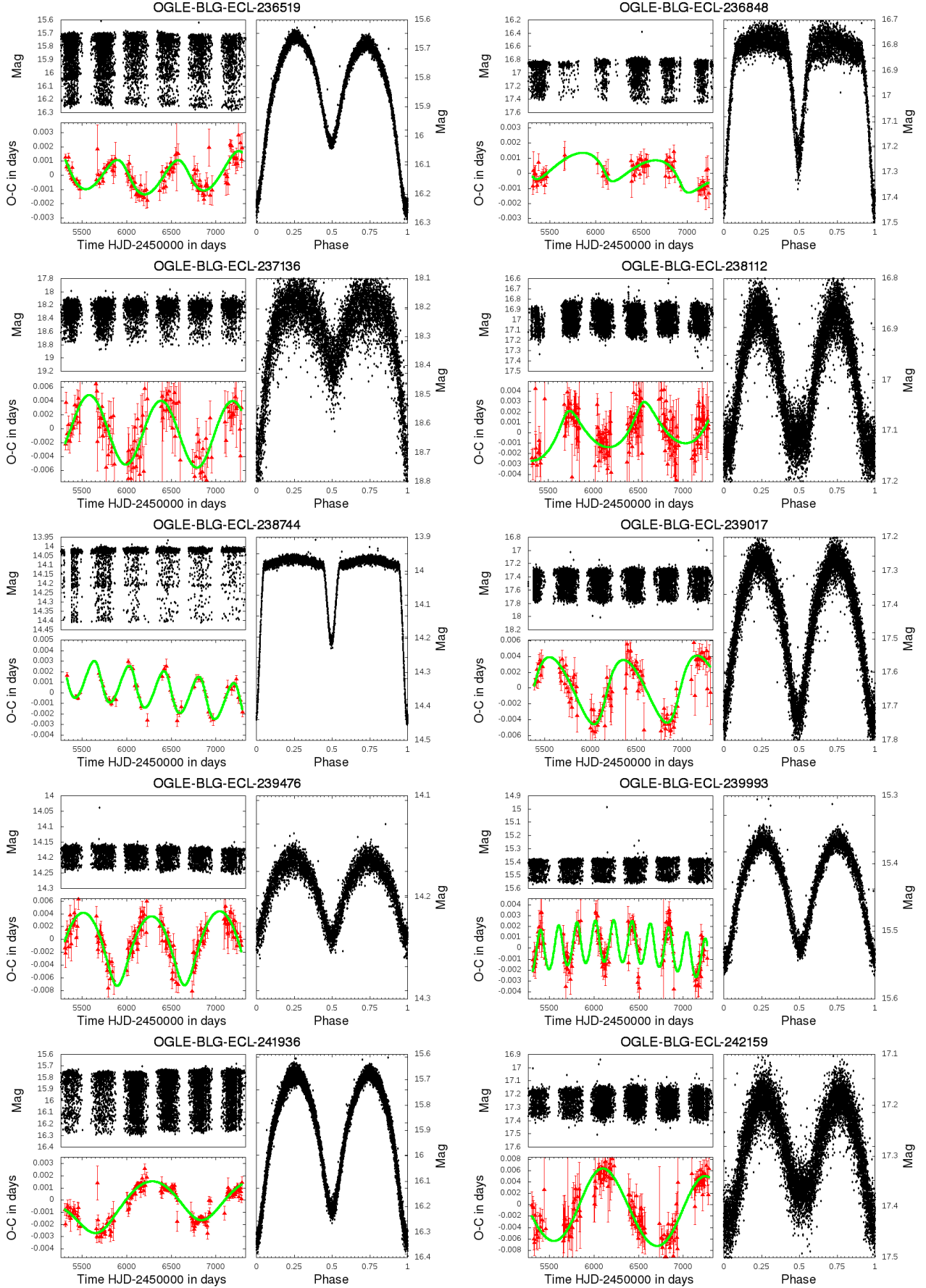


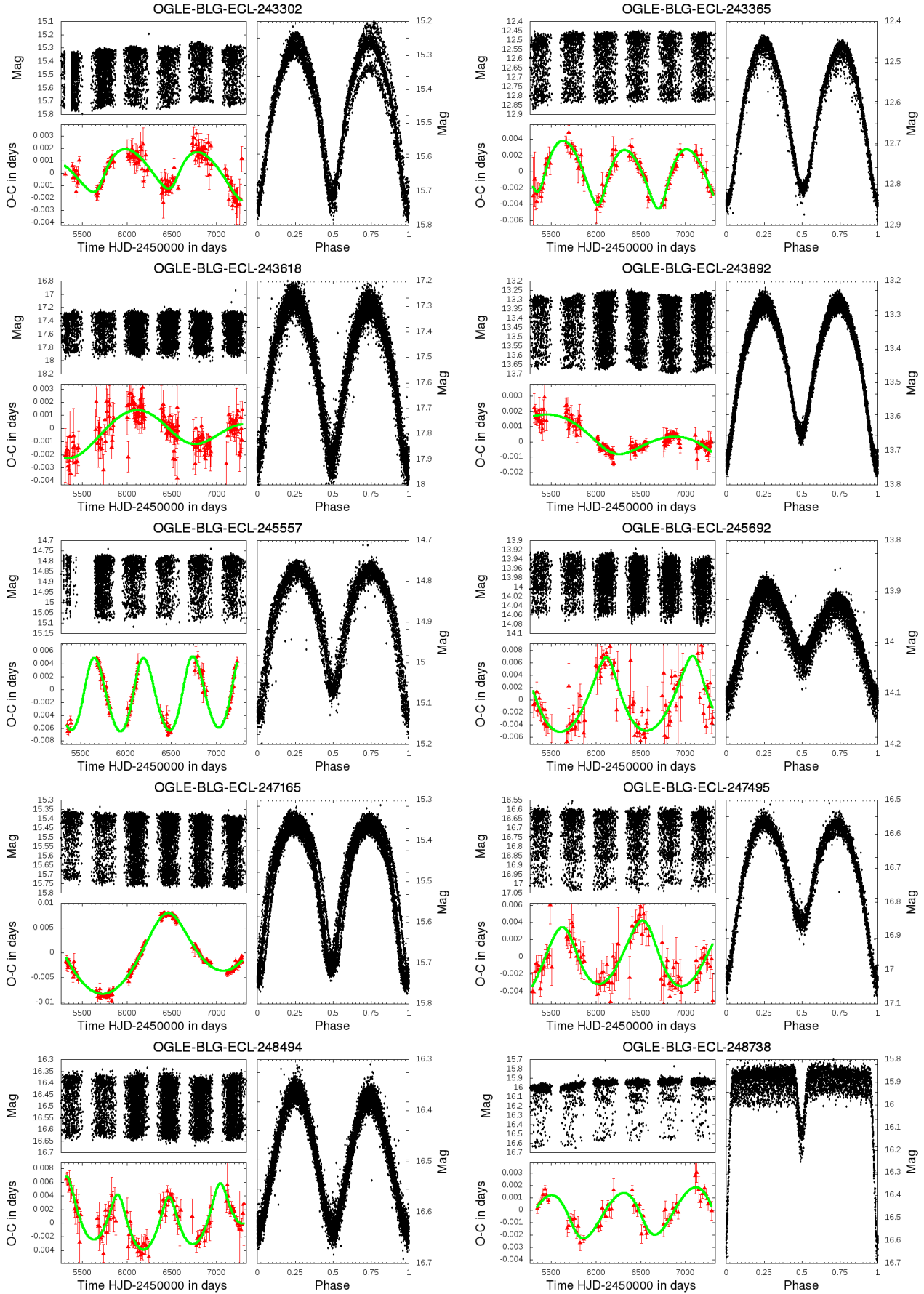


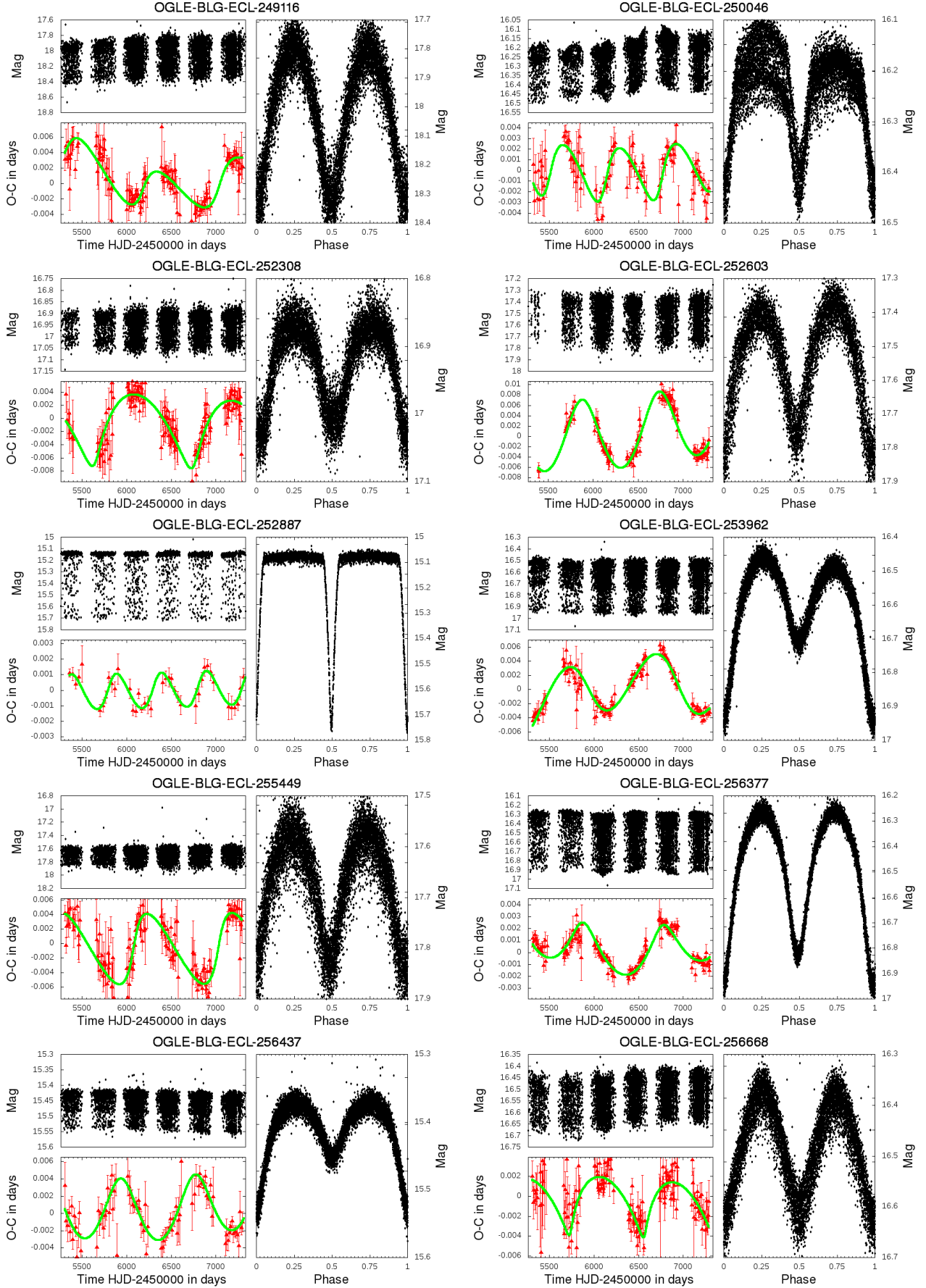


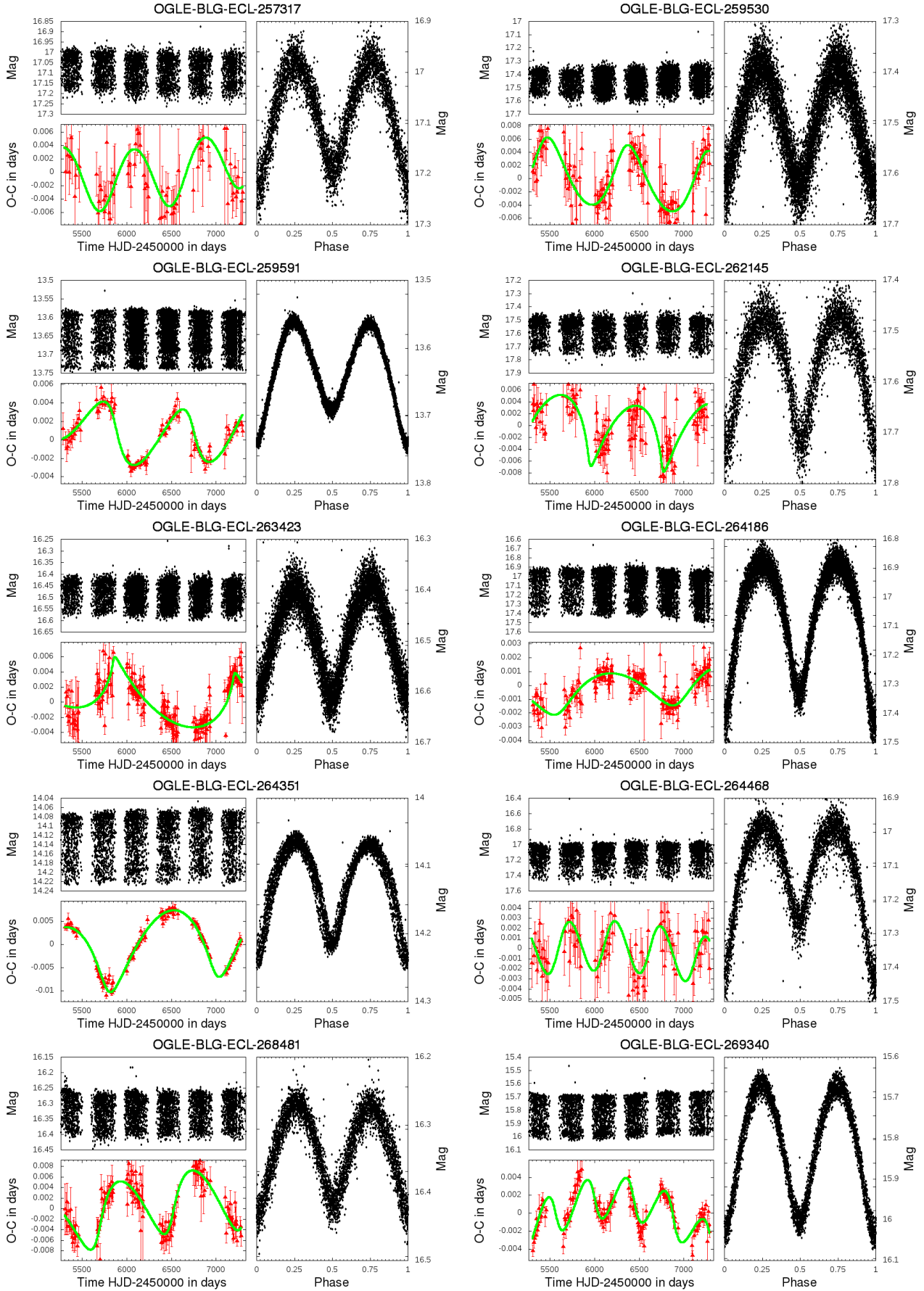


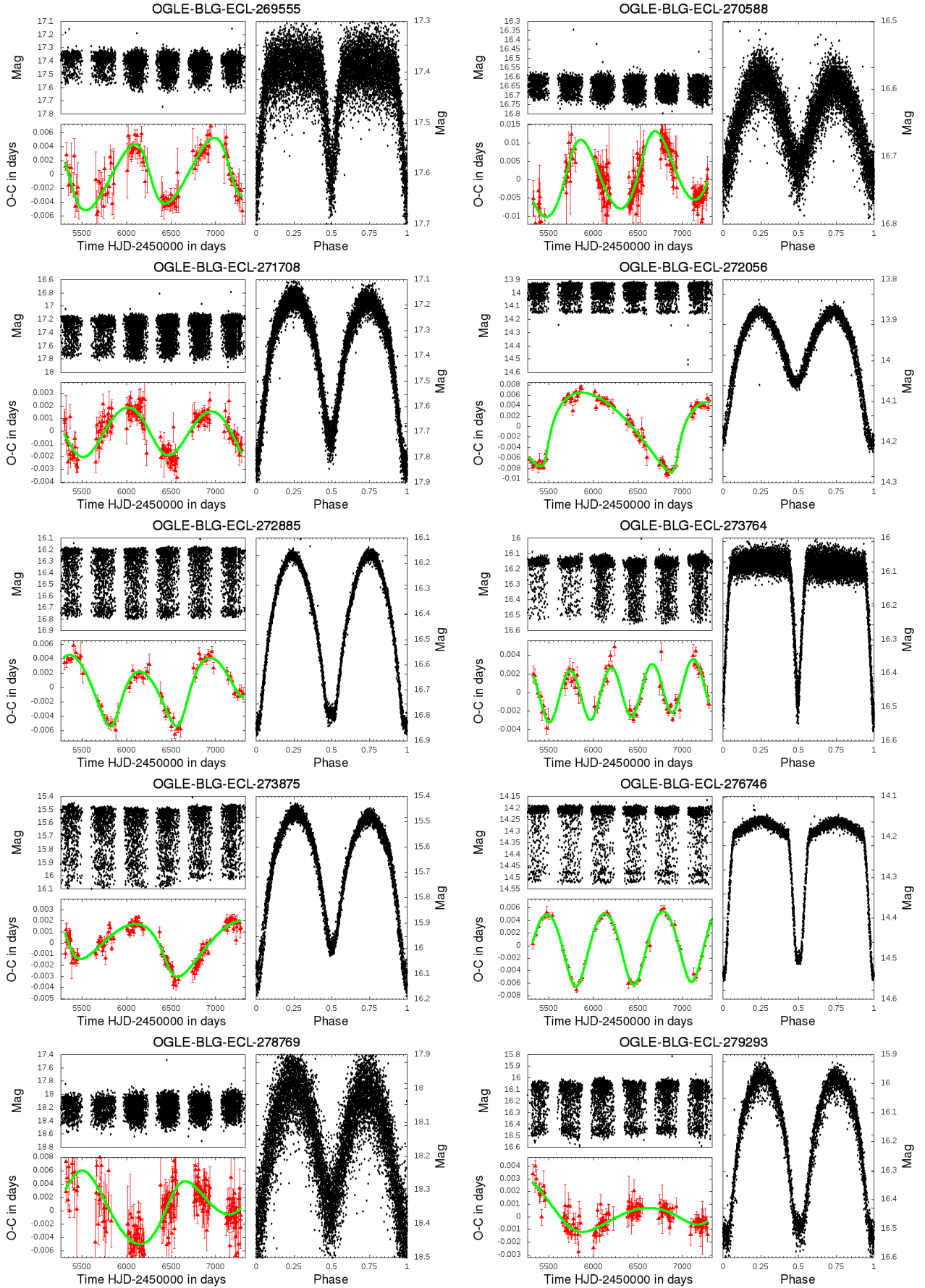


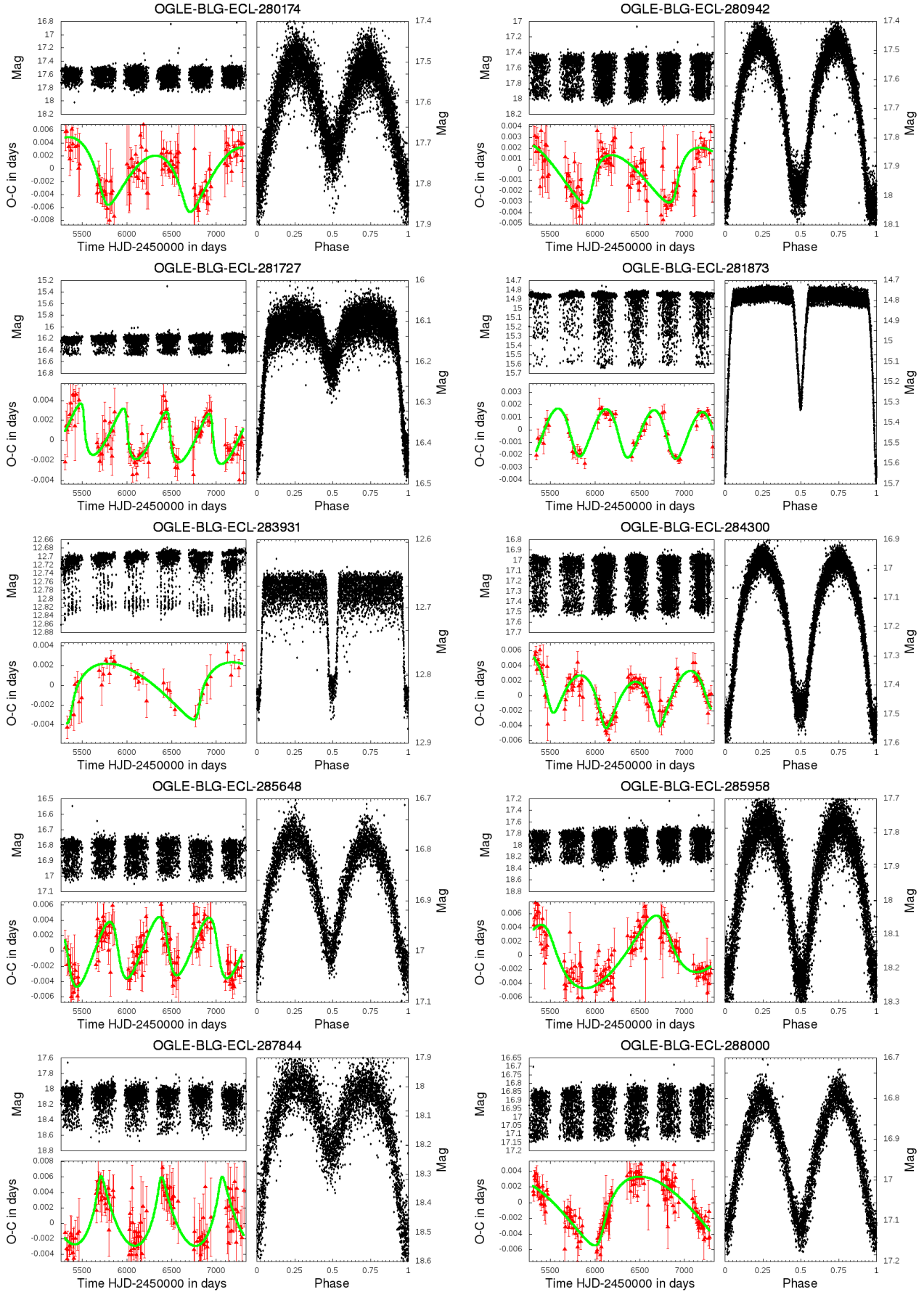


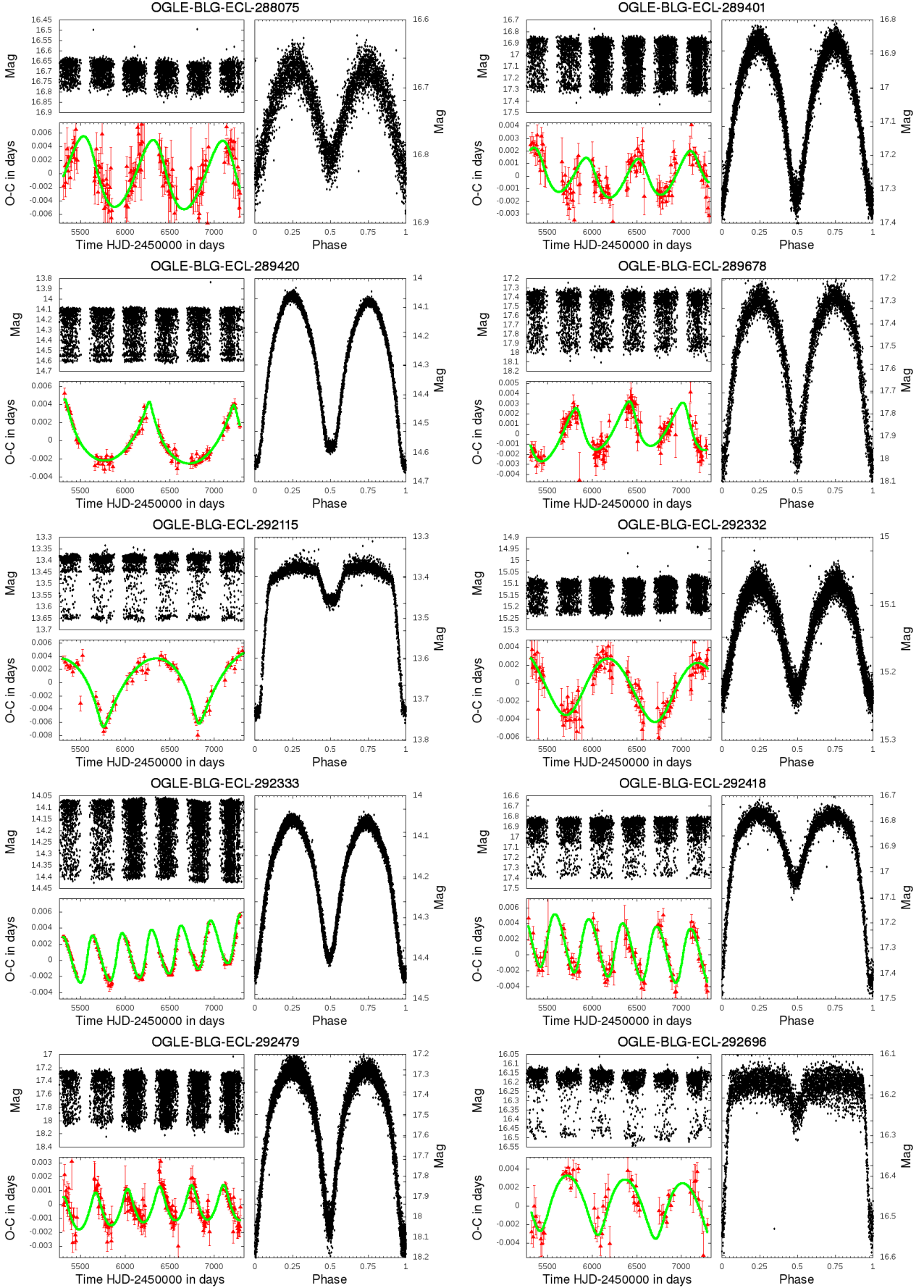












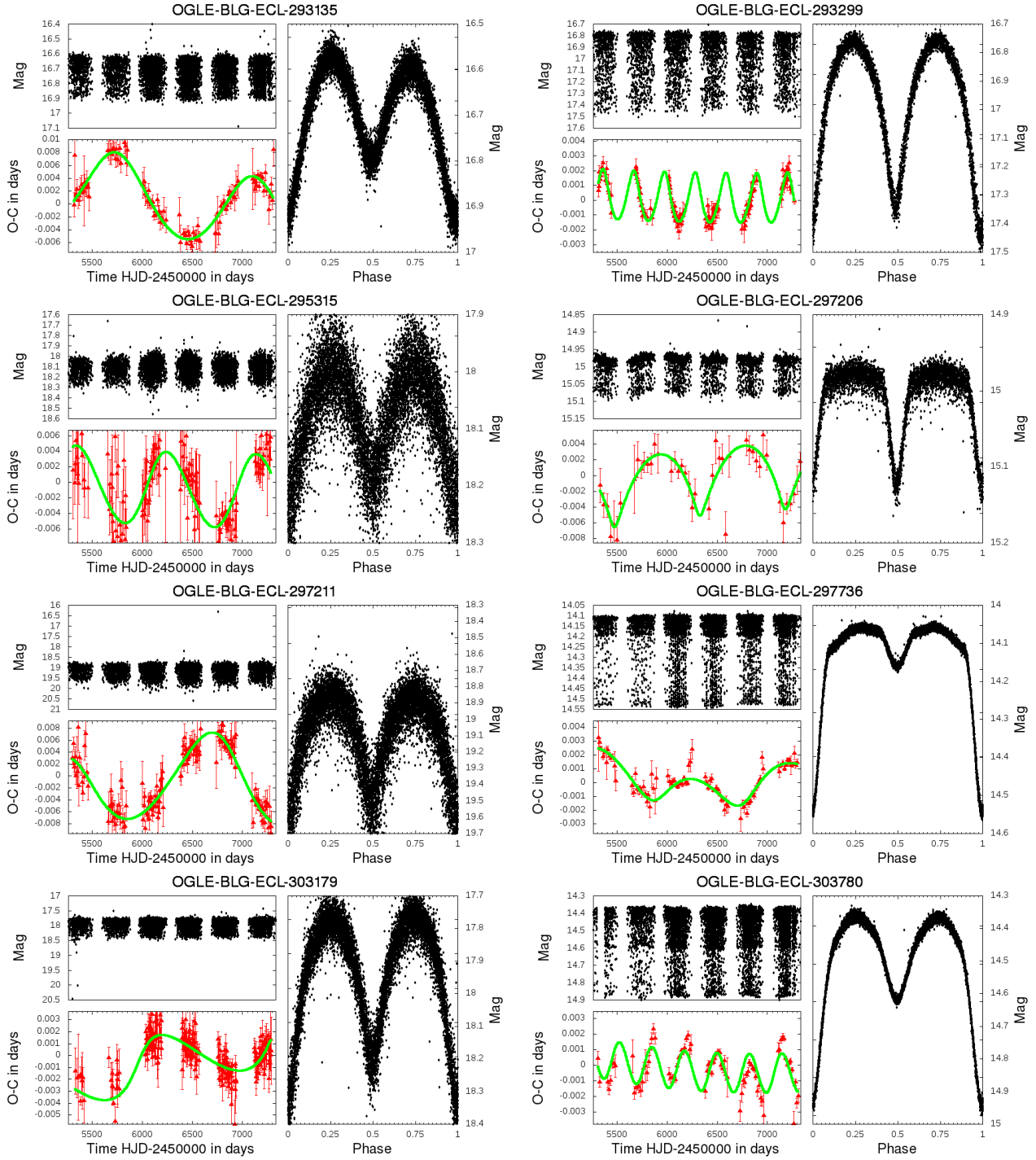


Table A2. The remaining hierarchical triple star candidates and their fitted orbital parameters.

ID	T_0 [HJD-2450000 days]	P_1 [days]	P_2 [days]	$a \cdot \sin(i_2)$ [R_\odot]	e_2	ω_2 [deg]	τ_2 [days]	$f(m_c)$
65	5260.516383	0.212209	2050.5± 197.6	31.6 ± 4.5	0.56±0.25	254.4± 4.9	5811.5± 184.5	0.0001 ±0.00006
72	5260.717277	0.213604	2240.5± 637.2	72.5 ± 56.2	0.59±0.94	44.9 ±10.2	6000.6± 311.4	0.0010 ±0.00240
74	5261.737899	0.198408	1207.2± 70.3	64.1 ± 25.2	0.77±0.32	42.9 ± 3.0	5741.3± 51.1	0.0024 ±0.00231
106	5260.691963	0.218233	2154.3± 886.4	37.0 ± 62.8	0.08±1.57	327.5±79.5	6396.4±3534.0	0.0001 ±0.00046
28702	5265.512011	0.446362	1794.3± 73.9	100.1± 37.2	0.86±0.25	308.2± 4.6	5403.9± 38.9	0.0042 ±0.00364
28743	5265.461422	0.303213	1642.9± 32.5	186.5± 62.3	0.74±0.14	8.4 ± 1.0	5240.9± 29.6	0.0322 ±0.02342
30609	5265.235221	0.562353	2044.0± 341.3	241.0±309.0	0.31±0.09	278.3± 1.5	5333.8± 178.3	0.0449 ±0.13763
31501	5265.665519	0.346698	2407.4± 590.2	119.9±133.7	0.48±0.62	101.1± 6.4	5515.1± 173.3	0.0040 ±0.01186
32435	5265.106581	0.904810	2296.4± 254.8	344.2±167.8	0.63±0.22	168.9± 3.8	5604.3± 84.5	0.1037 ±0.13563
33667	5265.366304	0.296766	1389.7± 236.8	37.0 ± 2.8	0.40±0.36	241.5± 2.5	6315.9± 108.0	0.0004 ±0.00027
34731	5265.239100	0.814999	2760.6± 159.7	152.6±142.4	0.21±0.47	50.3 ±10.1	5992.6± 542.3	0.0063 ±0.01285
36260	5265.574629	0.711856	2171.7± 17.9	439.1± 12.7	0.70±0.04	313.7± 0.6	6107.1± 12.5	0.2405 ±0.01986
36377	5265.727095	0.593445	1585.3± 261.2	150.3± 22.4	0.33±0.24	56.2 ± 3.5	5883.5± 245.4	0.0181 ±0.01434
36725	5265.786032	0.356683	2043.9±1410.2	32.2 ± 29.0	0.66±0.79	65.6 ±11.2	5781.9± 953.1	0.0001 ±0.00039
37057	5265.633537	0.472184	3008.8± 42.2	93.0 ±322.4	0.49±0.39	30.5 ±27.7	4229.5± 604.6	0.0012 ±0.00837
37153	5265.425573	0.439617	2437.7± 191.6	39.9 ± 26.7	0.22±0.33	117.9±18.3	6770.0± 648.1	0.0001 ±0.00016
37709	5264.259592	1.133438	1041.4± 138.7	45.2 ± 9.7	0.33±0.67	315.3± 7.8	6187.2± 172.7	0.0011 ±0.00091
39609	5265.368999	0.319008	2222.6± 285.2	87.3 ± 43.0	0.34±0.57	0.2 ± 8.3	6741.4± 329.8	0.0018 ±0.00247
40080	5265.087993	0.742877	1426.5± 61.5	47.1 ± 11.4	0.30±0.45	180.0± 5.4	5401.9± 142.0	0.0007 ±0.00043
40227	5263.986452	2.381876	1751.5± 68.1	171.6± 26.2	0.48±0.27	205.3± 2.4	5504.0± 101.1	0.0221 ±0.00933
40823	5334.377190	0.306023	2067.9± 30.6	183.3± 8.3	0.67±0.07	104.1± 0.5	6491.7± 14.5	0.0193 ±0.00260
41838	5265.492905	0.471770	2433.4± 57.6	141.4±249.3	0.53±0.13	226.7± 9.9	4741.9± 335.8	0.0064 ±0.02302
41991	5265.533384	0.294550	2095.7± 80.1	21.7 ± 10.6	0.87±0.30	323.1± 2.5	5742.0± 23.9	0.00003±0.00003
43131	5265.530534	0.340407	2261.8± 130.9	52.8 ± 14.5	0.64±0.27	171.0± 3.4	6383.5± 94.6	0.0004 ±0.00029
43956	5265.477699	0.437959	2313.1± 907.1	79.9 ±214.2	0.63±1.15	195.3±24.8	5605.1± 353.3	0.0013 ±0.00850
47091	5265.623102	0.333485	2290.3± 38.7	85.2 ± 97.5	0.68±0.26	192.3±13.7	7174.1± 197.7	0.0016 ±0.00374
47792	5264.374994	1.222909	1450.1± 57.1	56.6 ± 24.9	0.72±0.29	175.5± 2.0	5763.4± 50.8	0.0012 ±0.00120
48013	5265.740556	0.242816	1888.6± 489.2	48.4 ± 28.6	0.80±0.93	60.0 ±12.6	5241.6± 85.3	0.0004 ±0.00078
50879	5321.381162	0.382548	1777.3± 34.9	362.0± 21.3	0.49±0.05	290.1± 0.5	5720.4± 19.5	0.2012 ±0.03553
116179	5260.744526	0.766612	2386.1± 34.0	404.1± 74.8	0.56±0.13	214.4± 3.3	5689.0± 79.4	0.1554 ±0.06417
116639	5260.531821	0.327771	2800.7± 231.8	83.2 ±129.3	0.31±0.36	244.9± 6.5	7064.7± 718.9	0.0010 ±0.00336
116695	5260.969452	0.712319	4104.0± 149.9	79.2 ± 45.3	0.46±0.27	237.6±19.7	6488.3± 707.5	0.0004 ±0.00050
116937	5260.560548	0.381743	2047.6± 82.0	127.3± 20.7	0.44±0.21	300.9± 5.6	4825.1± 134.8	0.0066 ±0.00294
118137	5261.777828	0.285312	2220.8± 38.5	133.9± 45.7	0.36±0.17	333.2± 5.5	6863.9± 162.2	0.0065 ±0.00477
118224	5260.793873	0.450253	2216.6± 91.8	37.3 ±161.6	0.46±0.74	203.7±39.2	7237.0± 584.3	0.0001 ±0.00088
118476	5260.804841	0.262685	1019.0± 43.2	44.6 ± 17.8	0.86±0.24	312.6± 3.0	5427.2± 20.6	0.0011 ±0.00102
118985	5260.602753	0.297800	1557.3± 73.5	52.8 ± 5.9	0.45±0.17	161.0± 1.9	6556.3± 89.9	0.0008 ±0.00029
119263	5260.641494	0.319223	1584.8± 83.3	128.3± 13.1	0.39±0.17	346.3± 1.8	5461.4± 91.6	0.0113 ±0.00409
120004	5259.483114	1.609321	2000.9± 101.1	134.2± 65.7	0.82±0.19	153.2± 1.5	5717.9± 45.7	0.0081 ±0.00916
120609	5258.608248	2.121784	1366.2± 91.2	112.1± 5.8	0.40±0.15	293.2± 1.9	6252.6± 82.6	0.0101 ±0.00307
121078	5261.682776	0.334093	1892.2± 454.9	39.7 ± 20.0	0.62±0.73	129.4± 8.6	6945.8± 335.0	0.0002 ±0.00035
121611	5262.356798	0.362239	1419.9± 38.3	28.0 ± 9.4	0.73±0.19	180.8± 1.3	5362.6± 29.7	0.0001 ±0.00008
122057	5260.405043	0.474866	2289.4± 51.0	130.0± 40.2	0.50±0.20	340.7± 4.2	6891.2± 123.0	0.0056 ±0.00384
122147	5260.374180	0.348521	2060.7± 259.2	64.9 ± 19.0	0.12±0.27	264.0±16.9	6486.1± 684.9	0.0009 ±0.00087
122391	5260.840579	0.258060	2559.3± 50.6	102.2±225.3	0.42±0.16	314.0±11.8	5425.2± 527.6	0.0022 ±0.00983
122590	5261.602817	0.306986	2922.4± 101.7	289.5±353.1	0.17±0.40	38.2 ±13.1	5934.7± 731.0	0.0381 ±0.09692
122913	5261.486601	0.386326	2246.9±1522.6	232.3±610.7	0.60±0.86	194.5±22.8	6963.5±1945.5	0.0333 ±0.24278
122963	5262.675210	0.351450	1911.3± 33.4	304.0± 10.1	0.41±0.06	119.6± 1.9	6127.1± 54.1	0.1031 ±0.01226
122989	5260.606727	0.371765	2091.1± 181.9	44.4 ± 7.7	0.49±0.35	51.0 ± 2.7	6176.1± 179.1	0.0003 ±0.00018
123687	5260.659975	0.316680	2164.7± 47.5	64.4 ± 8.7	0.46±0.16	229.7± 1.5	6046.6± 74.4	0.0008 ±0.00027
124085	5260.508207	0.471122	1814.4± 70.0	62.2 ± 22.6	0.78±0.18	26.1 ± 1.1	5110.0± 68.1	0.0010 ±0.00084
124393	5260.840995	0.357685	1698.4± 193.9	90.1 ± 15.2	0.36±0.18	224.8± 3.6	5837.2± 211.0	0.0034 ±0.00231
124421	5260.575321	0.402070	1998.2± 402.5	86.9 ±224.6	0.67±0.42	269.5± 1.8	5335.9± 216.0	0.0022 ±0.01270
124423	5260.740688	0.267577	1366.1± 141.9	85.0 ± 3.8	0.21±0.21	151.2± 5.4	5641.5± 123.0	0.0044 ±0.00176
124567	5260.621462	0.400355	2759.5± 58.1	128.6± 89.6	0.14±0.15	48.7 ±15.8	5813.4± 735.4	0.0037 ±0.00539
124673	5260.732649	0.354014	1637.6± 41.0	98.6 ± 33.5	0.75±0.16	194.8± 1.6	5661.2± 34.5	0.0048 ±0.00362
124718	5261.118299	0.786118	2491.4± 430.5	73.4 ± 85.4	0.73±0.70	188.9± 6.5	7032.8± 335.9	0.0009 ±0.00256
124728	5260.691868	0.356753	2220.9± 58.8	148.3±219.8	0.44±0.15	216.3±11.0	7145.1± 373.0	0.0089 ±0.02709
124876	5259.884204	1.109573	2333.6± 56.5	198.2±167.4	0.81±0.13	280.9± 4.1	5326.6± 44.0	0.0192 ±0.03383
125106	5260.688414	0.545541	2039.8± 116.2	74.7 ±327.9	0.67±0.34	230.2±26.4	7218.6± 492.6	0.0013 ±0.01164

ID	T_0 [HJD-2450000 days]	P_1 [days]	P_2 [days]	$a \cdot \sin(i_2)$ [R_\odot]	e_2	ω_2 [deg]	τ_2 [days]	$f(m_c)$
125403	5261.511565	0.410899	2500.3± 542.1	67.6 ± 48.0	0.18±0.50	77.5 ± 23.8	5884.9± 941.7	0.0007±0.00145
125481	5260.641995	0.358563	2302.7± 42.5	73.6 ± 82.3	0.63±0.12	245.8± 3.8	7209.3± 140.4	0.0010±0.00229
125770	5259.405696	2.971372	2110.5±1311.8	236.8± 253.7	0.83±0.52	163.3± 3.8	6031.1± 56.2	0.0400±0.16030
125830	5260.721097	0.313929	1183.3± 31.1	86.6 ± 16.3	0.76±0.15	141.4± 1.3	5707.8± 19.2	0.0062±0.00282
126315	5260.759303	0.350349	3185.4± 231.0	144.6± 146.4	0.32±0.66	131.7± 7.2	6503.3± 379.9	0.0040±0.00897
126583	5273.194085	3.026972	2752.9± 28.9	390.6± 108.9	0.80±0.14	175.9± 1.2	6467.0± 31.3	0.1054±0.06209
126825	5277.661843	0.369971	1717.4± 181.0	242.8± 455.1	0.89±0.35	183.5± 2.9	5667.8± 23.9	0.0650±0.26422
126837	5270.764477	0.310025	1791.8± 180.1	88.6 ± 26.2	0.53±0.30	172.0± 2.6	7358.9± 135.2	0.0029±0.00259
126873	5261.308502	0.324866	1779.9± 38.9	381.5± 21.4	0.55±0.10	48.0 ± 1.4	6506.7± 57.6	0.2348±0.04174
127429	5260.552187	0.552915	2296.7± 69.0	58.7 ± 312.5	0.54±0.78	19.3 ± 57.3	7287.4± 699.8	0.0005±0.00537
127533	5261.313902	0.436056	2977.2± 61.9	181.9± 567.7	0.18±0.37	330.2± 27.1	5310.9±1368.0	0.0091±0.05737
127644	5260.401919	0.431312	1798.1± 166.9	53.4 ± 21.0	0.58±0.24	290.6± 2.4	7269.3± 122.2	0.0006±0.00064
128236	5260.618457	0.293481	1982.7± 113.3	114.3± 11.0	0.43±0.20	49.7 ± 4.9	6392.7± 158.2	0.0051±0.00186
128512	5260.633669	0.373596	1105.5± 463.7	19.2 ± 5.1	0.40±0.41	198.5± 9.7	5467.1± 561.1	0.0001±0.00018
128929	5260.823647	0.433378	2097.1± 106.0	78.1 ± 57.7	0.32±0.24	19.8 ± 5.7	7286.0± 179.4	0.0015±0.00244
129647	5260.538678	0.333581	1768.5± 20.7	122.2± 22.1	0.73±0.11	177.3± 1.9	5400.0± 26.2	0.0078±0.00310
129651	5260.435239	0.306222	1614.9± 101.5	142.0± 14.9	0.15±0.26	168.1± 7.3	4896.4± 282.0	0.0147±0.00586
129787	5260.217524	0.605829	2327.9± 30.9	458.7± 11.0	0.37±0.05	340.7± 1.2	6377.8± 36.4	0.2387±0.02095
130066	5260.532154	0.400684	2727.8± 181.6	97.4 ± 430.8	0.15±0.51	222.7± 40.2	4528.3±2134.9	0.0017±0.01538
130084	5261.666271	0.313957	1282.9± 58.7	29.5 ± 3.6	0.34±0.30	24.8 ± 4.1	5911.5± 125.2	0.0002±0.00008
130319	5259.720543	2.261406	1598.8± 168.0	366.0± 39.2	0.20±0.25	315.2± 5.9	5477.1± 206.4	0.2570±0.13607
130559	5260.601578	0.331319	2802.0± 13.2	452.1± 45.5	0.36±0.07	140.8± 0.6	6480.2± 29.7	0.1578±0.03399
130669	5260.558323	0.254001	2835.2± 523.9	120.8± 278.4	0.27±0.74	101.0± 11.4	6232.8± 408.5	0.0156±0.04985
131150	5260.632052	0.352729	1618.3± 141.0	31.1 ± 3.5	0.70±0.27	81.8 ± 2.6	5747.0± 91.5	0.0002±0.00010
131905	5259.395627	1.078085	1023.5± 144.6	162.6± 19.6	0.57±0.27	94.3 ± 2.0	5712.1± 73.0	0.0550±0.03657
133386	5261.616846	0.233498	1774.1± 27.4	45.2 ± 7.1	0.20±0.13	344.7± 3.4	5064.5± 111.8	0.0004±0.00014
133457	5273.751557	0.264641	1673.5± 280.6	221.4± 23.8	0.44±0.17	340.5± 4.1	6362.5± 75.6	0.0519±0.03726
133575	5260.134154	0.704684	1312.1± 30.6	61.6 ± 10.4	0.72±0.13	203.1± 0.7	5962.3± 28.6	0.0018±0.00073
133710	5260.731980	0.222931	2036.7± 24.3	113.0± 15.3	0.62±0.10	50.4 ± 2.6	5718.3± 36.7	0.0047±0.00144
134158	5260.701263	0.328043	2840.0± 323.3	438.9± 110.1	0.59±0.18	270.1± 0.4	6305.4± 160.4	0.1405±0.11847
134249	5260.541342	0.371264	3796.5± 64.7	168.4±1195.0	0.15±0.57	354.1± 69.2	5448.8±5269.8	0.0044±0.06267
134654	5259.383719	1.524118	1593.8± 89.2	290.4± 19.2	0.28±0.11	109.2± 1.7	5451.4± 64.2	0.1293±0.03881
134867	5260.394832	0.310577	2078.5± 255.8	118.5± 64.7	0.70±0.33	351.1± 4.3	4972.1± 118.4	0.0052±0.00760
135016	5260.428478	0.830001	1630.8± 90.5	45.4 ± 6.2	0.45±0.18	60.8 ± 2.2	5525.3± 86.6	0.0005±0.00022
135055	5260.429823	0.522249	2114.2± 139.8	54.2 ± 34.5	0.46±0.32	240.4± 3.3	4978.8± 176.0	0.0005±0.00074
135103	5260.431271	0.324585	2272.3± 114.0	59.6 ± 45.4	0.24±0.23	16.6 ± 9.8	6919.3± 510.5	0.0006±0.00100
135110	5260.696944	0.447450	3229.7± 197.9	214.8±2698.7	0.35±1.68	163.2±114.2	5295.6±3100.1	0.0127±0.32145
135427	5260.698021	0.481621	1313.0± 38.9	104.1± 33.7	0.74±0.20	163.8± 1.0	5667.7± 28.0	0.0088±0.00648
135656	5260.566377	0.743579	1567.6± 32.7	349.5± 33.5	0.35±0.13	182.4± 2.1	5387.4± 63.2	0.2327±0.05917
136070	5261.510062	0.357498	2117.2± 203.5	33.9 ± 33.5	0.27±0.38	173.5± 16.3	6971.6± 646.3	0.0001±0.00023
136079	5260.588241	0.409509	1800.9± 139.6	90.2 ± 11.8	0.66±0.10	147.8± 1.0	6366.5± 21.7	0.0030±0.00148
136377	5260.514495	0.388407	2086.3± 407.9	35.8 ± 134.2	0.53±0.38	88.6 ± 2.4	5342.2± 341.4	0.0001±0.00081
136640	5260.430108	0.350847	2467.4± 43.0	59.2 ± 17.9	0.62±0.23	2.8 ± 2.6	5702.2± 82.3	0.0005±0.00033
136792	5260.589018	0.417535	2444.8± 131.5	67.3 ± 205.1	0.50±0.41	24.5 ± 25.7	7125.1± 726.3	0.0007±0.00438
136883	5260.096233	0.892895	2444.9± 947.5	251.3± 837.4	0.89±1.76	285.4± 16.5	6675.2± 317.4	0.0356±0.27865
137347	5260.726502	0.384138	1999.6± 139.7	63.6 ± 69.6	0.51±0.11	282.2± 2.4	5365.5± 117.5	0.0009±0.00216
137786	5259.162668	1.731248	1554.8± 82.7	108.2± 12.4	0.27±0.28	135.0± 6.5	6120.4± 179.3	0.0070±0.00272
138015	5260.840132	0.351704	2026.1± 38.6	92.4 ± 62.7	0.68±0.09	221.7± 5.3	5254.1± 66.3	0.0026±0.00368
138137	5259.928935	0.898936	3679.1± 107.1	354.0± 691.1	0.30±0.39	51.5 ± 30.9	5713.6±1205.2	0.0439±0.17524
138204	5260.707593	0.225851	2346.4± 78.2	438.3± 372.3	0.41±0.12	302.4± 3.7	5458.8± 178.6	0.2050±0.36876
138253	5260.634811	0.396564	1854.9± 26.4	297.4± 12.3	0.61±0.06	119.6± 1.2	4933.5± 24.1	0.1024±0.01284
138875	5260.351102	0.332129	1033.1± 96.0	42.8 ± 6.3	0.53±0.38	131.7± 2.3	6181.6± 65.9	0.0010±0.00057
139593	5276.461206	1.376082	1517.9± 37.3	197.1± 40.8	0.56±0.16	37.4 ± 2.1	5713.8± 51.2	0.0445±0.02170
139785	5260.500562	0.305493	1985.0± 222.1	77.0 ± 31.8	0.01±0.35	135.9±196.1	6340.9±8098.5	0.0015±0.00174
140260	5261.484962	0.308271	2349.5± 60.0	184.1± 32.7	0.63±0.24	2.7 ± 1.4	5807.7± 70.3	0.0151±0.00652
140476	5260.770991	0.397401	3420.3± 587.2	106.4± 499.0	0.09±0.51	234.9± 64.9	3870.6±6069.8	0.0014±0.01385
140511	5260.352836	0.387405	2061.8± 346.4	85.1 ± 52.9	0.70±0.53	208.6± 5.1	4280.5± 137.6	0.0019±0.00332
140755	5260.558856	0.431799	2002.5± 28.2	90.0 ± 32.1	0.84±0.12	164.3± 1.3	4921.2± 18.7	0.0024±0.00181
140878	5260.482144	0.415957	1626.7± 19.2	85.3 ± 6.1	0.52±0.07	192.4± 0.7	5639.4± 23.1	0.0031±0.00055
140930	5261.633800	0.373732	1478.0± 224.7	49.5 ± 6.2	0.36±0.26	270.5± 1.9	5857.9± 143.3	0.0007±0.00049

ID	T_0 [HJD-2450000 days]	P_1 [days]	P_2 [days]	$a \cdot \sin(i_2)$ [R_\odot]	e_2	ω_2 [deg]	τ_2 [days]	$f(m_c)$
141571	5260.602668	0.296791	2057.3±145.9	68.4 ± 27.0	0.18±0.16	315.8± 7.9	5560.7± 318.6	0.0010 ±0.00100
141640	5260.315960	1.467467	1898.9±155.6	184.5± 77.2	0.58±0.22	4.6 ± 4.9	5214.5± 96.0	0.0233 ±0.02523
142758	5260.620701	0.357872	1540.0± 47.4	51.6 ± 8.9	0.41±0.20	155.8± 2.7	5681.9± 71.0	0.0008 ±0.00035
142770	5260.614676	0.294321	1701.7±156.7	127.3± 13.0	0.23±0.16	50.7 ± 4.1	5885.2± 204.7	0.0095 ±0.00456
142919	5258.962314	2.152708	1500.2± 65.3	118.4± 9.5	0.11±0.16	185.0± 8.5	5856.3± 280.5	0.0099 ±0.00288
142943	5260.789703	0.334867	2076.1±264.6	115.3± 67.2	0.37±0.19	152.6± 6.9	3544.0± 226.0	0.0048 ±0.00743
143692	5260.824017	0.510810	1834.5± 54.9	284.6± 44.3	0.71±0.22	296.1± 4.3	5018.4± 48.7	0.0918 ±0.03682
143771	5261.479955	0.272623	1413.6± 71.5	132.3± 26.5	0.24±0.34	163.4± 5.8	6482.1± 181.9	0.0155 ±0.00856
144021	5261.676004	0.299553	2253.8± 85.0	56.2 ± 19.5	0.43±0.22	153.4± 4.4	6771.5± 145.0	0.0005 ±0.00040
144075	5260.656859	0.534406	1965.8± 76.1	124.4± 16.4	0.14±0.16	194.1± 4.1	5541.3± 184.5	0.0067 ±0.00254
144390	5260.250645	0.374042	2301.6± 53.8	68.1 ± 33.5	0.32±0.20	168.9± 6.3	4566.9± 243.0	0.0008 ±0.00084
144715	5260.465050	0.467295	2862.8±410.8	130.1±1216.6	0.26±1.50	195.3±89.3	4429.4±2720.2	0.0036 ±0.06888
144953	5261.743169	0.598753	2001.9±236.0	131.3± 49.1	0.18±0.18	233.2±10.0	6992.7± 585.1	0.0076 ±0.00837
145042	5260.479212	0.387782	1568.0±443.7	26.0 ± 6.4	0.18±0.44	280.4± 5.2	6257.8± 213.8	0.0001 ±0.00013
145203	5260.851946	1.225637	2227.5±201.1	239.0± 66.6	0.36±0.27	102.6± 5.5	6524.1± 199.1	0.0369 ±0.03056
145259	5260.610316	0.309253	2196.5± 84.2	203.5± 26.3	0.37±0.12	21.1 ± 2.2	3642.9± 143.4	0.0234 ±0.00874
145523	5260.496058	0.396701	1864.0± 95.9	188.8± 33.4	0.20±0.20	5.8 ± 4.5	5237.7± 175.0	0.0259 ±0.01316
145566	5261.822552	0.241311	2208.3±138.8	60.2 ± 61.8	0.12±0.24	175.8±27.3	7856.5±1173.1	0.0006 ±0.00135
145615	5260.642525	0.485628	2408.0±529.2	25.2 ± 39.1	0.08±0.81	97.4 ±55.7	6504.6±2523.4	0.00004±0.00008
145626	5261.814603	0.465514	2041.7±661.9	95.7 ± 117.4	0.48±0.50	158.9±13.3	5599.5± 346.8	0.0028 ±0.00959
145990	5261.177406	0.767121	1661.5± 84.6	47.1 ± 32.3	0.88±0.37	48.3 ± 5.4	6094.9± 60.1	0.0005 ±0.00076
146022	5261.740524	0.288918	2125.9± 25.5	102.8± 29.0	0.13±0.09	193.6± 6.5	6778.8± 311.4	0.0032 ±0.00192
146340	5260.737868	0.337243	3942.4±669.3	153.4± 46.2	0.88±0.48	283.0± 8.3	6197.8± 437.7	0.0031 ±0.00345
146881	5260.341419	0.776721	1600.0±129.5	85.0 ± 7.1	0.20±0.18	246.4± 2.7	5491.7± 120.1	0.0032 ±0.00131
147580	5259.497843	1.530497	1160.0± 29.5	120.0± 5.5	0.75±0.08	118.8± 0.6	6165.7± 11.9	0.0172 ±0.00289
147699	5262.165237	0.512063	2101.7± 44.9	215.5± 53.3	0.35±0.13	170.5± 3.8	6895.6± 139.0	0.0304 ±0.01699
148291	5260.554936	0.338858	3842.9±386.0	191.0± 248.0	0.71±0.41	331.3±15.0	6946.7± 612.8	0.0063 ±0.01826
149081	5259.593686	2.124666	2039.2± 18.0	294.7± 26.5	0.47±0.07	23.6 ± 0.7	6838.8± 37.8	0.0825 ±0.01702
149438	5260.768308	0.403249	2039.6± 98.3	279.9± 59.0	0.80±0.14	226.2± 1.0	6934.2± 86.8	0.0706 ±0.03997
149524	5260.623222	0.799842	1313.3± 44.4	64.6 ± 22.9	0.77±0.24	206.9± 1.6	5395.0± 58.7	0.0021 ±0.00170
149559	5260.465067	0.389934	1693.2± 10.5	302.7± 22.5	0.66±0.04	154.4± 0.6	5193.9± 11.4	0.1297 ±0.02169
149565	5258.295574	2.440827	3745.8±236.0	380.1± 61.6	0.75±0.17	276.1± 3.2	6023.4± 94.9	0.0524 ±0.02689
149863	5260.273947	0.423794	2083.1± 91.4	159.5± 14.6	0.25±0.16	213.1± 2.1	5496.7± 141.4	0.0125 ±0.00393
150057	5260.238899	1.547970	1546.0±135.4	118.9± 16.6	0.43±0.28	301.1± 3.9	6031.9± 103.5	0.0094 ±0.00509
150144	5260.770043	0.321192	1984.0±960.5	115.0± 137.3	0.69±0.19	92.4 ± 2.3	5929.7± 446.1	0.0052 ±0.01997
150450	5255.893507	5.646726	1807.2±145.1	506.9± 62.8	0.12±0.24	186.6± 8.5	5532.5± 403.4	0.5345 ±0.26118
150487	5260.210155	0.461971	1880.3± 88.1	25.8 ± 14.0	0.07±0.29	175.2±35.6	6822.0±1373.1	0.0001 ±0.00012
151863	5260.761201	0.462031	1923.9±121.9	51.5 ± 13.8	0.09±0.28	142.8±12.7	6543.2± 526.3	0.0005 ±0.00036
152110	5260.471029	0.343514	1932.1± 37.4	211.8± 89.2	0.54±0.10	49.9 ± 2.5	5263.6± 60.1	0.0341 ±0.03070
152132	5264.407299	0.446936	3584.7±114.8	277.3± 902.9	0.13±0.62	333.5±60.9	3704.6±2765.9	0.0222 ±0.14670
152238	5260.235247	0.603598	2087.9±263.8	106.7± 43.5	0.14±0.34	94.0 ± 8.0	6246.3± 301.8	0.0037 ±0.00442
152678	5260.075565	1.512888	1957.2±185.9	66.7 ± 66.6	0.60±0.18	268.6± 1.2	5314.0± 93.6	0.0010 ±0.00228
153127	5260.725572	0.447235	2280.2±102.7	49.9 ± 56.9	0.18±0.28	211.7±14.2	7130.1± 650.8	0.0003 ±0.00072
153234	5264.541348	0.415060	2158.3±120.4	54.4 ± 35.1	0.21±0.44	145.3± 7.7	5832.4± 446.4	0.0005 ±0.00073
154044	5260.361813	0.329136	1102.0± 71.6	19.7 ± 2.6	0.31±0.34	352.7± 4.2	5823.5± 111.7	0.0001 ±0.00005
154220	5260.399078	0.366339	2580.5±252.8	107.9± 167.0	0.43±0.38	175.2±15.3	5565.2± 444.1	0.0025 ±0.00847
154246	5259.918049	2.840400	2167.8±128.0	382.6± 755.0	0.45±0.41	199.0±19.6	5090.0± 184.7	0.1597 ±0.65857
154308	5260.342137	0.451783	2059.5± 87.4	66.5 ± 1.6	0.27±0.09	233.9± 2.4	4566.5± 128.6	0.0009 ±0.00016
154686	5264.384255	0.793683	1939.3± 48.7	191.5± 17.6	0.28±0.10	5.0 ± 1.7	5999.8± 64.0	0.0250 ±0.00648
154820	5260.383755	0.787278	2351.9±311.2	309.1± 317.5	0.16±0.21	56.8 ±17.7	4644.9±1292.3	0.0716 ±0.17551
154903	5260.906512	0.339672	2076.7±147.0	81.4 ± 11.5	0.32±0.21	294.9± 6.8	6149.7± 233.9	0.0017 ±0.00084
155004	5259.696706	3.446509	1728.3±163.6	103.1± 9.7	0.07±0.32	327.6±14.6	5247.1± 527.0	0.0049 ±0.00231
155379	5262.338435	1.101129	2317.1± 28.3	143.8± 23.7	0.56±0.17	177.8± 1.4	6834.8± 51.4	0.0074 ±0.00271
155489	5260.082078	1.036662	1930.3± 35.3	237.8± 56.7	0.84±0.09	234.0± 2.0	5308.8± 26.7	0.0483 ±0.02568
155830	5261.911556	0.347132	2359.8±176.6	275.0± 83.7	0.53±0.28	219.4± 3.9	5988.6± 113.5	0.0501 ±0.04175
156230	5258.865302	2.266468	2770.5± 95.9	154.0± 35.2	0.55±0.44	330.2± 2.8	6548.2± 99.0	0.0064 ±0.00359
156444	5260.409201	0.383151	1606.5±145.0	34.7 ± 4.6	0.40±0.26	129.1± 5.9	6173.9± 213.9	0.0002 ±0.00011
156786	5260.730187	0.417547	2226.4±444.8	117.2± 80.8	0.38±0.20	134.2± 6.6	5610.2± 251.0	0.0044 ±0.00870
157703	5260.392133	0.290416	2697.5± 80.0	143.9± 77.7	0.19±0.24	240.6± 4.1	6155.4± 232.8	0.0055 ±0.00643
157795	5261.749591	0.362180	3173.4±525.8	143.4± 32.7	0.56±0.28	286.0± 5.6	2818.1± 135.9	0.0039 ±0.00372

ID	T_0 [HJD-2450000 days]	P_1 [days]	P_2 [days]	$a \cdot \sin(i_2)$ [R_\odot]	e_2	ω_2 [deg]	τ_2 [days]	$f(m_c)$
157869	5259.494583	1.016233	3010.6±100.8	382.9±422.6	0.27±0.29	257.4± 3.7	7191.5± 450.5	0.0830 ±0.19155
158162	5260.513192	0.290645	1130.6± 35.8	54.0 ± 6.2	0.44±0.21	35.8 ± 2.9	6074.2± 67.6	0.0017 ±0.00055
158259	5261.712132	0.309479	1505.2± 39.6	141.1± 27.7	0.68±0.14	355.3± 0.8	5795.1± 32.3	0.0166 ±0.00783
158555	5261.536942	0.231007	1690.4± 61.1	99.2 ± 12.2	0.59±0.19	228.5± 2.9	6482.0± 104.6	0.0046 ±0.00163
159473	5260.558498	0.290938	2314.3± 37.8	68.8 ± 3.6	0.82±0.09	114.9± 1.3	6106.8± 19.1	0.0008 ±0.00012
159706	5260.743536	1.171151	1592.9± 25.3	167.9± 28.1	0.89±0.08	132.7± 1.3	5368.4± 11.0	0.0250 ±0.00956
159897	5260.635634	0.339563	2122.2± 74.0	194.1± 48.8	0.55±0.11	359.6± 2.4	7008.4± 105.5	0.0218 ±0.01324
160133	5260.523210	0.324566	1565.9±161.1	136.0± 7.6	0.14±0.17	86.9 ± 5.8	5269.1± 174.8	0.0138 ±0.00580
160153	5260.411615	0.366203	3668.7±183.7	152.5±119.5	0.37±0.42	215.8±15.7	6244.8± 672.7	0.0035 ±0.00601
160183	5260.491300	0.379506	2412.5± 71.2	104.1±204.2	0.71±0.20	40.1 ±17.3	4844.4± 250.3	0.0026 ±0.01043
160376	5260.625429	0.443603	1805.7±166.0	38.2 ± 17.7	0.41±0.32	322.9± 4.6	5474.6± 210.3	0.0002 ±0.00024
160983	5260.747133	0.310019	1516.9± 59.3	95.3 ± 39.7	0.76±0.22	194.9± 1.4	6387.4± 41.9	0.0050 ±0.00475
161034	5260.663189	0.321065	2464.1± 51.9	285.5±626.7	0.53±0.40	14.3 ±22.3	4685.7± 459.3	0.0514 ±0.22890
161057	5261.695571	0.417859	2952.1±238.3	94.6 ±362.3	0.37±0.47	343.2±30.5	5525.4±1241.2	0.0013 ±0.01027
161112	5260.582217	0.320300	1209.3± 51.2	71.3 ± 5.3	0.51±0.18	305.8± 2.3	5649.8± 45.2	0.0033 ±0.00091
161231	5260.657630	0.300912	1972.6± 81.9	153.4± 80.0	0.13±0.31	207.5±10.4	5161.4± 422.6	0.0124 ±0.01448
161475	5260.637122	1.783210	2043.8±150.6	235.8± 94.6	0.31±0.12	86.0 ± 1.5	5459.5± 101.5	0.0421 ±0.04309
161504	5261.783027	0.331784	1572.7±598.8	45.4 ± 35.0	0.76±0.61	209.4± 3.0	6623.3± 482.0	0.0005 ±0.00134
161669	5260.641976	0.345990	2225.7±104.2	120.2±362.2	0.40±0.30	48.8 ±16.7	5002.2± 473.2	0.0047 ±0.02899
162522	5260.654475	0.259415	2198.2±117.9	62.5 ± 20.7	0.20±0.16	216.3± 8.4	5825.3± 380.6	0.0007 ±0.00058
162975	5260.766229	0.760335	1729.7± 62.1	172.3± 31.7	0.64±0.20	337.2± 1.5	5031.1± 40.8	0.0229 ±0.01089
163280	5260.697427	0.305834	2219.6± 26.7	72.3 ± 10.6	0.69±0.14	3.4 ± 1.1	5764.2± 40.5	0.0010 ±0.00033
163439	5260.408415	0.378821	1800.3±120.9	27.3 ± 1.7	0.15±0.17	21.8 ± 7.7	5483.9± 379.1	0.0001 ±0.00003
163475	5259.250186	1.842773	3153.6±297.6	182.5±139.6	0.36±0.44	86.3 ± 7.5	6171.4± 383.3	0.0082 ±0.01487
163907	5262.788507	0.286069	2742.8± 48.8	180.6± 56.7	0.33±0.13	142.7± 4.0	6805.9± 156.3	0.0105 ±0.00715
163987	5260.688060	0.390870	1897.8± 63.5	238.8± 28.7	0.68±0.09	21.8 ± 1.7	5190.4± 27.2	0.0507 ±0.01728
164228	5261.806839	0.312590	2273.1±640.0	110.1±134.2	0.31±0.28	139.0±13.9	5634.3± 629.0	0.0035 ±0.01149
165947	5260.336727	0.691953	2649.1±134.7	390.6± 29.7	0.35±0.21	259.7± 5.5	5627.5± 86.7	0.1138 ±0.03467
165950	5260.234794	0.474555	1798.3± 43.5	294.0± 11.2	0.41±0.08	158.0± 1.1	6320.8± 31.6	0.1053 ±0.01566
166016	5260.427531	0.553584	1590.5±157.6	278.0± 38.1	0.66±0.16	83.3 ± 1.8	5452.1± 102.6	0.1139 ±0.06508
166231	5259.811381	1.097784	2065.2±243.5	94.8 ± 53.6	0.48±0.47	27.2 ± 8.4	5576.4± 167.1	0.0027 ±0.00401
166620	5261.848263	0.272576	1572.0±191.5	95.9 ± 15.4	0.60±0.36	111.7± 4.9	6031.0± 95.1	0.0048 ±0.00330
166700	5260.455372	0.449884	1383.9±153.1	201.3± 22.2	0.28±0.27	298.6± 4.0	5918.7± 123.9	0.0571 ±0.03155
167228	5260.783486	0.314335	2062.8±116.8	168.6± 63.7	0.42±0.14	190.2± 4.8	6938.5± 248.5	0.0151 ±0.01398
167595	5260.080511	0.608335	2232.4±199.2	190.6± 35.8	0.58±0.41	181.6± 2.5	5866.1± 239.1	0.0186 ±0.01197
167745	5260.542654	0.336182	2859.7± 34.4	154.6± 26.0	0.73±0.12	21.7 ± 1.5	5716.4± 48.0	0.0061 ±0.00227
167975	5260.636328	0.298311	1604.9±190.4	201.8± 12.9	0.19±0.23	98.7 ± 3.8	5797.5± 182.9	0.0427 ±0.02066
168087	5260.810633	0.367167	2313.4±146.1	47.5 ± 30.6	0.07±0.28	121.9±28.9	6608.5±1316.3	0.0003 ±0.00044
168280	5260.513888	0.325741	4631.5±295.7	194.3± 60.9	0.76±0.24	274.2± 3.2	6128.9± 190.2	0.0046 ±0.00376
170120	5259.447152	0.889877	1748.7± 59.6	264.7± 21.6	0.40±0.16	177.8± 1.5	6020.6± 52.1	0.0813 ±0.02158
170597	5260.731363	1.073783	1773.3± 78.0	305.0± 25.7	0.02±0.15	11.6 ±31.2	4835.6±1200.0	0.1209 ±0.03633
170772	5376.238285	0.284166	1793.1±151.9	50.1 ± 7.1	0.27±0.30	309.6± 6.0	5133.1± 205.5	0.0005 ±0.00027
170792	5260.434164	0.376051	1927.1±111.8	139.2± 46.6	0.10±0.27	346.8±15.9	6903.2± 641.1	0.0097 ±0.00818
171755	5260.528260	0.241948	1494.6± 37.2	83.5 ± 13.9	0.42±0.22	8.5 ± 2.9	5694.9± 81.5	0.0035 ±0.00143
171867	5260.707142	0.292881	4781.8±163.8	148.7± 80.5	0.61±0.29	231.2± 4.5	6006.2± 186.2	0.0019 ±0.00225
172418	5260.570163	1.107474	1488.7± 39.4	529.5± 58.2	0.68±0.12	39.1 ± 1.2	4996.0± 46.5	0.8980 ±0.26871
172576	5260.648439	0.453670	3291.9±234.1	89.1 ± 26.9	0.41±0.28	119.0±17.4	6041.4± 527.4	0.0009 ±0.00074
172674	5376.521891	0.291250	2405.9± 36.7	87.3 ± 25.7	0.61±0.18	168.1± 2.8	6867.6± 78.5	0.0015 ±0.00095
173137	5260.477261	0.348798	2685.8±656.1	41.0 ± 22.6	0.63±0.64	226.6± 5.9	5906.9± 632.7	0.0001 ±0.00018
173721	5267.104365	0.476856	1643.1±149.5	23.8 ± 5.3	0.14±0.30	202.0±12.4	5460.0± 455.5	0.0001 ±0.00007
173915	5260.431560	0.299203	1496.7±259.2	41.4 ± 8.1	0.57±0.33	249.9± 3.0	6040.3± 183.4	0.0004 ±0.00036
174209	5260.248912	1.354140	1909.2± 80.3	65.0 ± 20.4	0.42±0.14	247.0± 1.8	3512.5± 94.6	0.0010 ±0.00075
174546	5260.347880	0.454993	1664.1± 28.5	45.4 ± 11.3	0.76±0.17	335.8± 1.4	5426.6± 22.3	0.0005 ±0.00027
174557	5259.705411	1.775259	1234.7±267.0	100.2± 24.8	0.46±0.35	106.0± 5.1	5944.0± 127.7	0.0088 ±0.01007
174621	5261.656067	0.320559	1687.6±157.4	56.6 ± 5.5	0.05±0.21	288.6±18.9	6191.3± 654.0	0.0009 ±0.00043
174839	5260.475618	0.461231	1944.3±260.9	38.2 ± 34.8	0.19±0.24	292.1± 7.3	5368.1± 305.7	0.0002 ±0.00044
174884	5261.473124	0.504770	2043.3±102.2	211.3±179.2	0.83±0.36	21.8 ± 2.7	6231.6± 58.9	0.0303 ±0.05594
174948	5260.490583	0.322082	1714.1±378.9	32.1 ± 8.0	0.21±0.44	101.0±13.3	6459.0± 419.9	0.0002 ±0.00023
175242	5261.464564	0.279130	2241.9±246.0	23.2 ± 27.0	0.41±0.55	295.0± 8.9	5678.2± 357.2	0.00003±0.00008
175736	5260.852801	0.306271	1689.8±131.1	181.1±101.9	0.42±0.23	91.8 ± 5.5	5387.7± 125.7	0.0279 ±0.03789

ID	T_0 [HJD-2450000 days]	P_1 [days]	P_2 [days]	$a \cdot \sin(i_2)$ [R_\odot]	e_2	ω_2 [deg]	τ_2 [days]	$f(m_c)$
175945	5260.495525	0.291299	1904.6± 78.9	63.3 ± 5.2	0.28±0.08	309.7 ± 2.1	6677.7± 62.2	0.0009±0.00026
176931	5260.603845	0.339735	1106.3± 44.1	155.8± 13.3	0.52±0.25	232.1 ± 1.5	6421.2± 41.9	0.0414±0.01202
176988	5306.323717	0.788437	2304.8± 67.9	286.6±972.7	0.53±0.75	291.4 ±19.1	4963.4± 316.4	0.0594±0.40845
177207	5261.591931	0.305253	2381.5± 616.2	54.4 ± 36.6	0.30±0.59	71.2 ± 5.0	6248.3± 562.2	0.0004±0.00085
177583	5260.451889	0.602832	1028.5± 83.6	32.9 ± 6.2	0.52±0.43	53.9 ± 4.1	5444.1± 102.2	0.0005±0.00031
177645	5260.542598	0.318826	1457.3± 78.9	81.7 ± 42.7	0.68±0.36	12.2 ± 2.9	6827.0± 69.1	0.0034±0.00411
177648	5260.254142	0.813750	1542.9± 70.7	21.5 ± 2.4	0.24±0.22	16.0 ± 4.2	6059.9± 146.8	0.0001±0.00004
177707	5260.188272	1.107924	1326.5± 70.2	154.0± 8.9	0.26±0.14	122.6 ± 6.2	6876.2± 153.5	0.0278±0.00763
178053	5278.520613	0.256991	4287.8± 16.4	297.4±178.9	0.30±0.10	238.4 ±11.3	5754.0± 432.6	0.0192±0.02332
178140	5260.256756	0.505283	1914.9± 95.4	26.4 ± 20.0	0.66±0.42	349.0 ± 8.1	5203.2± 121.0	0.0001±0.00017
178227	5260.644699	1.236339	2211.2± 72.2	77.4 ± 20.3	0.45±0.10	196.1 ± 2.5	7024.3± 131.5	0.0013±0.00081
178373	5376.355891	0.343896	1991.3± 29.3	252.2± 83.6	0.42±0.13	166.5 ± 3.1	5747.4± 110.9	0.0542±0.03833
178648	5260.744045	0.612414	1502.5± 133.8	124.3± 6.6	0.36±0.19	69.6 ± 1.5	5207.6± 74.4	0.0114±0.00426
179583	5260.610345	0.358094	1975.5± 62.7	55.5 ± 10.9	0.23±0.33	187.8 ± 4.2	6055.4± 149.2	0.0006±0.00029
179623	5260.193037	0.441499	2746.0± 38.9	94.5 ± 45.9	0.52±0.27	174.8 ± 3.6	5698.1± 128.2	0.0015±0.00152
179904	5262.715457	0.288541	1768.5± 126.0	27.1 ± 5.0	0.45±0.36	131.0 ± 7.4	6100.6± 197.4	0.0001±0.00006
179956	5260.633459	0.345414	1730.1± 159.0	121.9± 19.7	0.17±0.19	-140.6± 8.0	4137.1± 333.7	0.0081±0.000485
180238	5260.546104	0.303809	2015.5± 146.4	284.6±111.9	0.27±0.27	160.0 ± 7.7	6983.5± 282.8	0.0760±0.07633
180292	5260.463267	1.265094	2817.7± 76.5	188.4± 67.1	0.29±0.27	166.0 ± 4.8	6584.0± 210.2	0.0113±0.00897
181163	5260.586597	0.507180	1112.5± 61.6	193.0± 17.3	0.25±0.27	154.6 ± 4.3	6178.1± 113.7	0.0779±0.02691
181376	5260.524758	0.436942	1620.2± 161.3	120.5± 8.7	0.38±0.21	289.9 ± 2.9	5264.7± 114.4	0.0089±0.00394
181658	5260.550860	0.449674	1595.1± 175.2	33.4 ± 10.1	0.50±0.44	231.9 ± 5.3	5789.8± 209.2	0.0002±0.00019
181682	5260.652251	0.323297	1334.9± 181.8	52.5 ± 4.5	0.12±0.29	66.4 ±14.9	6036.0± 438.8	0.0011±0.00064
181955	5260.838261	0.414305	1816.9± 66.3	66.0 ± 6.2	0.13±0.15	17.8 ± 4.1	5617.1± 153.6	0.0012±0.00036
182125	5259.989233	0.652577	1764.5± 379.7	69.5 ± 50.9	0.68±0.56	345.5 ± 3.1	5608.1± 143.7	0.0014±0.00295
182282	5260.559894	0.436673	2139.5± 174.8	215.1± 30.2	0.25±0.24	302.9 ±12.3	6055.0± 379.5	0.0291±0.01530
182504	5260.878979	0.275783	1601.9± 35.6	63.1 ± 16.9	0.47±0.20	202.5 ± 3.0	5323.3± 84.4	0.0013±0.00078
182584	5260.626165	0.331060	1843.4± 444.9	37.9 ± 32.0	0.89±0.27	125.6 ± 7.6	5278.5± 91.9	0.0002±0.00048
182688	5260.652147	0.303942	2734.0± 30.7	173.9± 40.2	0.63±0.14	207.2 ± 2.9	5704.5± 73.9	0.0094±0.00466
182764	5260.638264	0.415352	1812.8± 53.8	200.0± 44.2	0.29±0.19	152.4 ± 3.0	5419.0± 121.1	0.0326±0.01731
182853	5260.635271	0.617889	1433.0± 229.8	249.8± 26.2	0.34±0.27	81.2 ± 3.9	6081.1± 172.5	0.1018±0.07033
183042	5260.373853	0.714440	1408.2± 260.8	106.9± 26.5	0.71±0.41	286.0 ± 4.7	5315.3± 83.3	0.0083±0.00873
183085	5260.697887	0.320601	1844.8± 35.8	75.9 ± 12.4	0.71±0.14	331.0 ± 1.7	6812.2± 37.3	0.0017±0.00065
183151	5260.449061	1.788190	1294.0± 510.7	55.9 ± 19.0	0.26±0.44	287.8 ± 4.3	5112.4± 151.7	0.0014±0.00261
183159	5260.684805	0.299574	1552.4± 33.0	204.2± 30.0	0.68±0.14	326.5 ± 1.0	6473.9± 26.1	0.0473±0.01691
183173	5260.560927	0.460484	2452.1± 249.3	97.8 ±246.6	0.29±0.42	208.8 ±22.0	7048.6±1159.1	0.0021±0.01123
183644	5260.453191	0.426852	2196.0± 58.7	94.9 ±129.4	0.40±0.11	234.7 ± 7.9	4972.4± 365.5	0.0024±0.00674
184122	5260.402395	0.899223	2881.0± 169.0	64.0 ± 6.0	0.61±0.21	55.2 ± 4.4	3727.2± 190.4	0.0004±0.00015
184300	5260.594449	0.390424	2373.7± 225.0	50.1 ± 12.0	0.58±0.36	287.0 ± 8.3	4400.3± 176.5	0.0003±0.00023
184399	5260.562946	0.292493	2109.3± 262.0	161.8± 80.4	0.08±0.29	226.4 ±33.9	5841.7±1512.5	0.0128±0.01749
184511	5260.427463	0.313040	2935.2± 73.0	90.5 ± 9.6	0.66±0.18	49.4 ± 3.9	6451.8± 132.2	0.0012±0.00034
185221	5258.426136	2.592116	1744.4± 187.7	203.2± 39.7	0.04±0.22	150.2 ±52.6	5010.0±1873.5	0.0370±0.02640
185257	5260.712951	0.442196	1524.0± 68.4	84.6 ± 5.0	0.28±0.13	339.6 ± 2.4	5548.7± 68.2	0.0035±0.00088
185420	5260.776257	0.864395	1507.4± 67.0	42.1 ± 4.0	0.32±0.17	186.5 ± 2.5	6564.3± 101.5	0.0004±0.00013
185624	5258.256736	1.584638	1650.5± 81.8	166.4± 48.0	0.42±0.31	142.8 ± 4.7	5154.9± 123.1	0.0227±0.01647
185862	5259.607586	2.410636	2467.8± 278.9	437.1±246.4	0.16±0.14	301.3 ± 9.2	5637.9± 571.8	0.1837±0.26939
186700	5257.461850	2.854578	1156.1± 168.7	292.3± 94.8	0.63±0.35	216.1 ± 3.3	6001.8± 42.8	0.2504±0.27204
186836	5260.764440	0.282955	1772.6± 157.0	96.1 ± 19.2	0.78±0.13	259.3 ± 1.1	7057.8± 71.7	0.0038±0.00253
186859	5260.649221	0.276689	1616.2± 46.6	78.4 ± 9.2	0.50±0.14	180.4 ± 1.5	6181.7± 55.9	0.0025±0.00080
186922	5260.656571	0.286585	1256.0± 152.7	201.1± 17.1	0.14±0.22	100.7 ± 9.5	5781.5± 254.8	0.0691±0.03695
187430	5260.465341	0.275309	1607.9± 83.2	29.6 ± 3.7	0.57±0.22	316.2 ± 2.5	6154.3± 72.5	0.0001±0.00004
187539	5260.004710	1.148337	5052.8± 618.0	671.4± 94.0	0.81±0.17	209.0 ± 3.3	6201.6± 646.2	0.1589±0.10280
187699	5260.553996	0.388698	1698.0± 163.3	153.5± 39.7	0.62±0.20	273.6 ± 1.5	5547.7± 96.3	0.0168±0.01354
187961	5260.243871	0.419300	1289.2± 163.3	238.1± 28.1	0.29±0.25	279.6 ± 3.0	5953.7± 96.7	0.1089±0.06709
187974	5260.628111	0.242013	1948.7± 74.5	195.6± 32.1	0.24±0.21	147.3 ± 3.7	6524.9± 161.9	0.0264±0.01169
188918	5260.770373	0.286883	3835.5± 35.4	301.6±115.9	0.43±0.17	171.5 ± 2.6	5816.6± 111.2	0.0250±0.01991
189070	5260.761837	0.310058	4512.9±3418.5	117.5±342.3	0.82±0.93	88.7 ± 4.2	6302.2±1713.7	0.0011±0.00891
189395	5260.587601	0.310165	1779.8± 120.4	65.3 ± 6.6	0.15±0.21	169.2 ± 5.8	5993.8± 194.8	0.0012±0.00049
189435	5260.427427	0.670077	1196.2± 91.4	91.5 ± 6.1	0.58±0.18	98.5 ± 1.2	4971.0± 56.6	0.0072±0.00261
189660	5258.686815	2.159876	2225.7± 705.6	150.8±491.8	0.41±0.54	271.5 ± 4.0	7681.7± 515.7	0.0093±0.06950

ID	T_0 [HJD-2450000 days]	P_1 [days]	P_2 [days]	$a \cdot \sin(i_2)$ [R_\odot]	e_2	ω_2 [deg]	τ_2 [days]	$f(m_c)$
190105	5260.665725	0.307720	3543.2± 92.8	181.5±256.8	0.35±0.17	207.6± 17.5	9175.9± 663.3	0.0064 ±0.01861
190163	5260.408664	0.305157	1432.8±105.0	35.8 ± 6.0	0.52±0.30	34.7 ± 3.5	5672.7± 95.4	0.0003 ±0.00017
190462	5260.461767	0.363808	1735.0±156.5	37.9 ± 8.5	0.03±0.27	235.3± 31.6	7044.4± 1188.0	0.0002 ±0.00014
190852	5321.353213	0.344180	1178.0±101.9	34.9 ± 4.8	0.42±0.28	173.9± 2.4	5913.8± 50.6	0.0004 ±0.00021
191088	5260.269095	0.370798	1576.0± 68.5	52.3 ± 10.3	0.27±0.23	185.6± 4.3	5278.7± 132.7	0.0008 ±0.00042
191106	5260.658524	0.404080	1677.8±131.3	204.1± 41.1	0.52±0.11	89.2 ± 0.9	5322.7± 54.7	0.0405 ±0.02582
191353	5260.552667	0.366613	1504.7± 56.7	94.4 ± 31.6	0.71±0.26	334.9± 2.3	5400.7± 54.3	0.0050 ±0.00391
191479	5260.164252	0.571528	4372.0±865.5	250.8±170.6	0.41±0.57	275.2± 23.3	5935.2± 602.5	0.0111 ±0.02169
192324	5260.318584	0.436917	2394.0±226.4	150.4±210.9	0.31±0.30	218.4± 11.1	7026.6± 723.3	0.0080 ±0.02471
192527	5260.778258	0.474620	2729.9±128.2	36.5 ± 35.0	0.35±0.39	133.0± 17.9	6861.5± 582.4	0.0001 ±0.00021
192651	5260.584338	0.375957	3231.1± 47.6	75.3 ± 13.9	0.71±0.22	333.4± 1.5	5788.9± 45.9	0.0005 ±0.00021
192898	5260.312852	0.504605	1519.9±152.1	136.4± 10.9	0.23±0.14	272.6± 1.8	6003.4± 84.1	0.0147 ±0.00676
193061	5260.687445	0.360596	2688.9±760.7	34.2 ± 17.0	0.56±0.59	73.4 ± 4.3	6309.8± 525.8	0.0001 ±0.00018
193174	5260.511722	0.245732	2339.4±303.6	53.9 ± 38.9	0.40±0.76	44.9 ± 21.8	5539.0± 397.7	0.0004 ±0.00073
193503	5260.111487	0.783955	2395.2±176.6	173.6±687.4	0.42±0.43	218.0± 25.9	4919.9± 456.2	0.0122 ±0.09931
193693	5260.488552	0.302422	1551.4±418.9	19.9 ± 12.9	0.59±0.80	148.7± 5.8	5869.3± 342.8	0.00004±0.00009
193916	5260.365527	0.512174	1927.4±110.9	71.5 ± 50.5	0.86±0.23	265.8± 1.8	5358.7± 65.9	0.0013 ±0.00206
194335	5260.659275	0.443300	2941.1±117.8	84.2 ± 67.4	0.13±0.29	114.0± 14.7	6269.4± 678.8	0.0009 ±0.00155
194421	5260.444143	0.312162	1941.5±154.5	116.1± 20.3	0.35±0.24	19.4 ± 2.9	5491.0± 203.5	0.0056 ±0.00330
194561	5260.816024	0.371735	1553.1± 20.2	51.3 ± 4.6	0.47±0.10	359.5± 0.9	4900.7± 27.2	0.0008 ±0.00017
194758	5260.279866	0.749678	2030.6±163.5	250.0± 32.1	0.62±0.07	251.4± 0.5	4994.5± 112.1	0.0508 ±0.02532
194812	5260.154218	0.556077	1929.8±148.7	154.8± 95.1	0.45±0.14	282.6± 2.3	5389.0± 125.0	0.0134 ±0.01956
194915	5260.693507	0.394364	1804.5±180.1	111.5± 21.7	0.50±0.26	178.2± 3.2	6365.7± 89.7	0.0057 ±0.00393
194930	5260.345150	0.370278	2575.9±135.5	65.5 ±140.1	0.21±0.27	339.3± 24.1	5514.2± 1141.5	0.0006 ±0.00266
195007	5260.765676	0.335384	2443.1±104.6	138.4± 42.0	0.63±0.16	194.2± 2.4	6929.8± 143.3	0.0060 ±0.00441
195038	5260.553094	0.295629	1678.8±154.2	124.8± 22.0	0.41±0.24	210.6± 3.8	6757.7± 118.7	0.0092 ±0.00578
195519	5260.729678	0.343598	3079.4± 54.1	65.3 ± 36.2	0.40±0.21	226.1± 9.4	5717.8± 285.7	0.0004 ±0.00046
195723	5259.346149	1.773320	1604.8± 78.1	133.1± 7.9	0.39±0.15	234.2± 2.6	5719.0± 113.4	0.0123 ±0.00326
195900	5259.999162	0.951523	2015.2±135.9	49.3 ± 4.2	0.33±0.21	310.8± 6.8	6071.8± 187.4	0.0004 ±0.00015
196583	5260.522965	0.645545	1726.6± 90.6	384.5± 26.4	0.68±0.14	254.9± 2.1	5784.1± 77.4	0.2555 ±0.07531
196698	5260.537987	0.618678	2470.5±188.6	36.6 ± 77.0	0.27±0.50	186.8± 24.0	4616.7± 929.8	0.0001 ±0.00044
198119	5260.736201	0.297897	1657.7±108.2	124.6± 27.1	0.53±0.27	237.9± 2.2	5527.7± 116.3	0.0094 ±0.00593
198241	5260.541898	0.841656	2041.6±308.5	107.2± 51.3	0.11±0.28	263.2± 14.5	5441.2± 657.7	0.0040 ±0.00564
198311	5260.301953	0.432854	1840.8± 21.3	336.2± 25.3	0.47±0.12	168.4± 1.3	6096.8± 31.2	0.1504 ±0.02786
198469	5260.202810	0.416870	2707.1±220.5	53.7 ±120.0	0.43±0.47	18.5 ± 18.3	7067.5± 748.4	0.0003 ±0.00141
198530	5260.880717	0.311329	2026.2±427.8	59.1 ± 21.0	0.45±0.39	150.4± 6.6	6718.6± 162.7	0.0007 ±0.00094
198876	5260.473408	0.387266	2042.4±195.1	98.2 ± 84.9	0.52±0.37	212.2± 7.9	5048.2± 236.5	0.0030 ±0.00605
199046	5260.482322	0.381983	1640.5± 33.6	200.2± 5.1	0.31±0.04	202.8± 1.0	5872.7± 51.8	0.0400 ±0.00450
199499	5260.457865	0.291883	2611.9± 82.8	177.1±158.4	0.08±0.31	11.1 ± 19.5	5417.2± 786.9	0.0109 ±0.02053
199624	5260.493572	0.236433	4875.0±629.5	57.3±123.4	0.87±0.41	20.9 ± 11.8	5648.1± 101.3	0.0001 ±0.00047
199667	5258.598070	2.638109	1125.5± 61.6	68.4 ± 10.1	0.25±0.30	214.5± 8.0	5801.1± 187.7	0.0034 ±0.00156
200190	5260.466555	0.392497	1579.6± 31.0	138.8± 5.5	0.32±0.08	124.6± 1.3	5769.1± 44.3	0.0144 ±0.00199
200650	5260.673646	0.414228	3085.2± 26.8	273.5±118.2	0.24±0.07	191.3± 3.4	766.7 ± 240.2	0.0288 ±0.02564
200683	5260.784239	0.524652	3905.6± 49.2	115.3± 38.1	0.84±0.14	169.2± 1.7	6439.0± 47.1	0.0013 ±0.00091
200720	5260.495115	0.373752	1617.3± 32.5	165.4± 19.0	0.13±0.14	144.5± 7.1	5706.2± 231.1	0.0232 ±0.00673
200784	5260.867943	0.318643	2377.5±388.0	92.0 ± 90.9	0.44±0.36	128.9± 6.1	5566.2± 245.0	0.0018 ±0.00444
200857	5260.520764	0.376266	1978.4± 51.4	94.6 ± 11.8	0.27±0.27	358.9± 6.7	6116.7± 200.8	0.0029 ±0.00095
201037	5259.853363	0.638227	2702.7± 44.9	160.7± 97.3	0.87±0.18	185.8± 3.8	7192.8± 55.6	0.0076 ±0.00958
201071	5260.471963	0.293594	1343.9± 52.7	31.9 ± 7.7	0.49±0.27	154.4± 2.8	6386.0± 70.1	0.0002 ±0.00012
201078	5260.337501	0.359846	1571.6±299.4	101.3± 47.7	0.59±0.49	180.9± 2.4	5962.0± 126.9	0.0056 ±0.00847
201140	5260.740363	0.544821	2114.2±153.0	159.6±136.8	0.17±0.35	35.4 ± 11.8	5000.8± 534.5	0.0122 ±0.02356
201542	5260.080124	1.140310	1747.0± 96.9	139.6± 25.8	0.25±0.14	248.3± 2.9	7073.5± 108.0	0.0119 ±0.00638
202081	5259.769816	1.426687	1005.5±127.7	70.4 ± 10.3	0.10±0.37	311.9± 18.5	5318.5± 376.1	0.0046 ±0.00310
202285	5260.491773	0.477092	1616.7±225.5	77.3 ± 24.3	0.75±0.37	101.8± 4.2	5448.2± 123.5	0.0024 ±0.00251
202973	5260.335182	0.811660	1902.2± 42.9	196.9± 35.9	0.37±0.08	223.3± 1.7	5253.5± 57.2	0.0283 ±0.01223
203027	5260.394464	0.415960	2475.8± 75.2	132.2± 12.2	0.54±0.12	58.6 ± 3.7	6446.3± 145.2	0.0050 ±0.00138
203350	5260.646026	0.276951	2276.0±216.9	121.7± 15.0	0.46±0.13	264.0± 1.8	4316.7± 139.5	0.0047 ±0.00250
203492	5259.036264	1.649338	2376.8± 59.1	435.8±308.1	0.31±0.11	242.8± 3.6	7177.4± 270.4	0.1964 ±0.29235
203524	5260.841609	0.489473	2793.1±154.1	182.3±128.0	0.34±0.48	2.9 ± 5.3	5847.5± 331.2	0.0104 ±0.01633
203621	5260.653836	0.313771	2686.5±143.4	132.5±146.5	0.01±0.21	52.6 ±231.4	7260.2±13122.1	0.0043 ±0.01020

ID	T_0 [HJD-2450000 days]	P_1 [days]	P_2 [days]	$a \cdot \sin(i_2)$ [R_\odot]	e_2	ω_2 [deg]	τ_2 [days]	$f(m_c)$
203797	5260.802843	0.238025	2379.2± 179.6	41.7 ± 57.6	0.24±0.38	27.7 ± 27.7	5619.6± 916.3	0.0002 ±0.00060
203804	5260.683901	0.316744	2064.0± 757.3	99.1 ± 51.2	0.01±0.62	86.9 ±237.2	6515.9±10250.1	0.0031 ±0.00662
204340	5260.911108	0.283696	1388.8± 559.5	74.8 ± 17.5	0.33±0.63	265.6± 8.3	5047.5± 410.5	0.0029 ±0.00486
204388	5260.292218	0.823053	1538.6± 77.5	22.0 ± 17.3	0.80±0.37	210.5± 3.6	5364.3± 62.4	0.0001 ±0.00017
204870	5260.570736	0.299349	2288.5± 77.2	66.2 ± 19.5	0.18±0.24	205.6± 7.9	6162.1± 317.8	0.0007 ±0.00048
205050	5260.589843	0.370494	1953.3± 36.5	47.5 ± 19.3	0.41±0.15	201.1± 3.9	7190.3± 78.3	0.0004 ±0.00035
206057	5260.610762	0.233004	1499.8± 42.6	94.1 ± 16.5	0.24±0.33	9.1 ± 5.5	5786.9± 161.4	0.0050 ±0.00218
206119	5259.115049	2.854806	1684.4± 346.3	99.2 ± 25.4	0.37±0.27	78.0 ± 2.5	5634.9± 274.1	0.0046 ±0.00519
206143	5260.580920	0.614135	1640.0± 213.3	95.9 ± 9.0	0.37±0.24	330.8± 3.6	6366.7± 83.5	0.0044 ±0.00254
206382	5260.203429	0.580248	4550.0± 208.9	186.8±3938.8	0.26±2.18	47.7 ± 54.1	2732.3± 8786.3	0.0042 ±0.17770
206421	5260.460848	0.391527	1582.1± 71.7	60.9 ± 31.1	0.87±0.25	223.0± 3.7	5673.9± 57.8	0.0012 ±0.00139
206735	5260.423617	0.621675	3265.3± 144.8	40.7 ± 253.7	0.37±0.87	2.9 ± 71.6	5452.2± 2165.1	0.0001 ±0.00126
206751	5260.910733	0.642342	2677.3± 158.2	53.4 ± 30.6	0.58±0.49	318.2± 5.8	5727.0± 172.3	0.0003 ±0.00040
207119	5260.278943	0.433397	4533.4± 167.2	252.5± 85.8	0.62±0.23	280.2± 2.6	6202.3± 137.6	0.0105 ±0.00830
207196	5260.696851	0.287315	4494.0± 184.2	156.8± 49.3	0.82±0.23	204.1± 1.9	5950.3± 103.3	0.0026 ±0.00195
207564	5260.775205	0.313179	2139.8± 1031.6	194.8± 461.5	0.80±1.38	199.4± 5.6	5913.1± 734.3	0.0216 ±0.13359
207641	5260.126739	0.652162	2183.4± 128.5	321.2± 23.1	0.15±0.26	176.8± 15.4	6274.5± 577.5	0.0932 ±0.02986
207879	5260.310929	0.393079	2010.5± 203.7	25.6 ± 5.3	0.22±0.17	312.4± 6.9	4717.2± 210.2	0.0001 ±0.00007
208506	5259.345102	1.437223	1057.3± 37.1	208.8± 44.0	0.66±0.21	330.6± 1.2	5878.7± 29.7	0.1092 ±0.05752
208508	5260.531819	0.294057	1596.9± 30.9	196.2± 56.6	0.78±0.12	160.0± 0.6	5661.2± 16.2	0.0397 ±0.02521
208848	5260.235210	0.451588	1589.9± 70.8	31.2 ± 10.9	0.78±0.22	30.5 ± 1.8	5371.2± 80.2	0.0002 ±0.00017
209037	5260.465140	0.279658	2294.9± 216.3	23.9 ± 12.5	0.25±0.44	206.6± 10.6	5930.2± 552.3	0.00004±0.00005
209134	5260.220157	0.436740	1298.1± 39.1	549.5± 122.4	0.76±0.15	329.6± 0.8	6030.1± 19.5	1.3195 ±0.70707
209207	5260.631789	0.936698	1777.0± 136.5	57.0 ± 26.0	0.58±0.33	338.8± 4.6	5170.3± 133.9	0.0008 ±0.00091
209299	5260.837480	0.295634	1415.7± 45.7	79.2 ± 31.5	0.70±0.27	169.1± 1.9	6475.0± 50.5	0.0033 ±0.00294
209505	5260.473023	0.517845	2974.1± 112.9	125.3± 154.7	0.41±0.27	191.7± 12.2	5656.1± 457.2	0.0030 ±0.00775
209566	5260.660797	0.389096	1682.9± 46.7	230.4± 6.7	0.48±0.08	50.6 ± 0.6	5052.2± 27.0	0.0578 ±0.00817
209658	5260.229056	0.423104	2005.4± 91.3	118.4± 100.3	0.38±0.20	35.6 ± 4.9	7224.0± 164.7	0.0055 ±0.01007
209991	5260.710931	0.273617	2119.2± 36.1	52.3 ± 54.8	0.39±0.30	195.2± 11.0	5111.9± 132.1	0.0004 ±0.00086
210337	5260.735568	0.304916	2009.0± 239.1	113.0± 23.2	0.34±0.48	11.6 ± 4.0	6648.6± 228.8	0.0048 ±0.00368
210405	5260.761458	0.363541	1943.0± 102.8	65.5 ± 14.7	0.03±0.15	107.6± 27.3	9137.5± 1168.9	0.0010 ±0.00061
210654	5260.407963	0.573628	2394.8± 44.9	457.1± 153.5	0.29±0.10	18.8 ± 3.4	6933.5± 181.0	0.2232 ±0.16246
210691	5260.670873	0.257438	1761.0± 91.7	30.4 ± 12.3	0.57±0.32	143.2± 6.0	6831.1± 128.4	0.0001 ±0.00010
211073	5259.998095	0.719038	1938.1± 118.1	40.2 ± 5.9	0.23±0.24	38.6 ± 4.9	5623.9± 158.2	0.0002 ±0.00010
211149	5260.778833	0.308156	1327.6± 99.6	27.7 ± 3.1	0.30±0.23	20.7 ± 4.8	6014.4± 124.7	0.0002 ±0.00009
211535	5259.778468	1.765572	1714.6± 55.6	105.8± 14.3	0.52±0.20	220.2± 2.7	4776.6± 97.3	0.0054 ±0.00199
211720	5260.390624	0.635158	3490.5±35751.2	230.4±7098.7	0.03±1.32	76.6 ±236.2	4087.2±36450.5	0.0135 ±1.24670
211733	5259.525660	2.468167	1519.2± 14.4	221.1± 12.3	0.28±0.08	179.4± 1.1	5369.8± 32.7	0.0627 ±0.00876
211796	5256.047955	3.582132	1109.9± 70.1	275.7± 15.1	0.58±0.24	64.0 ± 1.6	5674.0± 47.0	0.2280 ±0.06818
211815	5260.505468	0.388860	7030.1± 148.3	276.4±1017.5	0.44±0.70	244.5± 19.5	5953.3± 1169.0	0.0057 ±0.04233
212285	5260.452561	0.614860	2225.2± 91.2	58.2 ± 67.2	0.41±0.26	131.9± 10.4	5056.7± 266.9	0.0005 ±0.00122
212729	5260.831039	0.377472	1979.5± 155.8	101.6± 98.6	0.48±0.10	256.4± 2.1	5259.1± 112.8	0.0036 ±0.00784
212758	5260.648121	0.385257	1926.5± 177.1	41.2 ± 3.8	0.19±0.26	73.7 ± 4.9	6788.8± 225.4	0.0003 ±0.00014
212979	5260.607465	0.656579	1168.6± 18.0	221.7± 11.5	0.18±0.09	188.0± 2.7	5306.1± 64.7	0.1069 ±0.01603
213003	5260.767418	0.553348	2366.6± 88.1	69.8 ± 51.3	0.28±0.12	216.9± 6.4	7032.7± 390.6	0.0008 ±0.00127
213899	5311.505148	0.358621	2338.6± 384.3	90.2 ± 24.5	0.59±0.25	263.3± 3.6	5953.1± 218.1	0.0018 ±0.00187
214360	5260.885522	0.334277	1541.5± 26.4	264.6± 23.8	0.23±0.15	175.6± 2.8	5305.0± 95.0	0.1045 ±0.02417
214496	5259.454815	1.714420	2110.7± 59.5	306.7± 43.1	0.56±0.24	312.6± 3.2	5868.7± 69.9	0.0868 ±0.03174
214802	5260.831186	0.332018	1220.1± 91.9	27.3 ± 3.5	0.43±0.23	299.8± 3.9	5941.9± 85.2	0.0002 ±0.00010
215138	5260.707356	0.277059	1612.3± 155.5	132.2± 16.6	0.38±0.23	123.7± 1.9	6371.8± 53.6	0.0119 ±0.00643
215251	5260.782625	0.310224	3027.8± 97.0	72.0 ± 38.8	0.38±0.38	164.1± 5.5	6519.7± 224.5	0.0005 ±0.00059
215273	5276.676833	0.305997	2753.3± 120.2	262.1± 109.2	0.23±0.21	276.8± 4.7	6445.6± 195.1	0.0318 ±0.03066
215418	5260.796114	0.377439	2890.7± 311.2	120.3± 447.3	0.16±1.34	29.8 ± 73.9	5482.6± 2351.2	0.0028 ±0.02173
215722	5260.613266	0.640625	1522.8± 81.9	317.0± 24.2	0.56±0.23	291.6± 2.1	5363.9± 49.5	0.1841 ±0.05781
215731	5376.548150	0.249885	1481.9± 169.1	39.0 ± 5.8	0.55±0.29	325.4± 1.5	5144.3± 64.1	0.0004 ±0.00026
215840	5260.391154	0.610884	1587.6± 118.2	20.6 ± 2.0	0.02±0.26	155.5± 98.9	6171.1± 3289.0	0.00005±0.00002
215894	5260.477802	0.345366	2792.1± 166.2	157.1± 118.5	0.11±0.23	60.2 ± 21.5	5856.2± 1123.9	0.0067 ±0.01130
216099	5260.720114	0.381343	1431.2± 261.6	266.6± 35.4	0.44±0.33	139.7± 3.3	5617.3± 62.8	0.1240 ±0.10093
216170	5259.672925	0.917064	1769.9± 29.8	250.0± 15.4	0.58±0.08	142.1± 0.9	5334.4± 17.6	0.0669 ±0.01162
216380	5260.572216	0.536616	2922.8± 31.7	109.2± 186.4	0.27±0.14	213.4± 11.9	4300.4± 580.3	0.0020 ±0.00689

ID	T_0 [HJD-2450000 days]	P_1 [days]	P_2 [days]	$a \cdot \sin(i_2)$ [R_\odot]	e_2	ω_2 [deg]	τ_2 [days]	$f(m_c)$
216572	5260.513146	0.329990	1591.7± 40.6	187.6± 13.1	0.07±0.18	179.1± 9.2	5336.6± 310.7	0.0350 ±0.00757
216693	5264.037358	0.537942	2361.5±123.0	39.7 ± 248.7	0.56±0.34	242.8± 22.5	7231.1± 810.3	0.0001 ±0.00127
217230	5260.731865	0.413478	1635.2± 27.3	95.3 ± 14.9	0.48±0.11	177.4± 1.5	5703.9± 42.9	0.0043 ±0.00156
217430	5260.600043	0.367850	3165.5±147.6	93.7 ± 178.7	0.34±0.31	339.5± 22.4	6932.6± 968.6	0.0011 ±0.00435
217493	5258.689296	1.728418	1372.3± 13.3	203.6± 12.0	0.56±0.06	188.0± 0.5	5882.6± 18.2	0.0601 ±0.00883
218008	5260.418370	0.295571	2222.0± 28.7	100.5± 175.4	0.54±0.37	10.2 ± 21.6	7203.7± 268.5	0.0028 ±0.00988
218104	5260.152205	0.950642	2680.4± 40.9	242.5± 47.0	0.19±0.06	251.2± 6.7	6495.5± 278.0	0.0266 ±0.01153
218297	5260.669986	0.345216	1717.4± 91.1	72.8 ± 10.2	0.15±0.10	306.8± 5.3	5673.0± 193.6	0.0018 ±0.00079
218358	5260.354843	0.342416	2176.1± 76.0	24.6 ± 16.9	0.80±0.28	352.8± 2.4	6886.9± 55.6	0.00004±0.00006
218610	5276.216823	1.325622	1657.8±821.4	113.9± 45.4	0.15±0.66	305.7± 25.7	5087.1± 665.9	0.0072 ±0.01644
218750	5260.540179	0.300011	1409.6± 65.6	101.2± 14.6	0.21±0.30	194.1± 3.6	6492.1± 123.3	0.0070 ±0.00300
218812	5260.673674	0.323268	2240.2± 57.5	122.5± 30.6	0.26±0.18	20.9 ± 3.2	5907.2± 167.9	0.0049 ±0.00283
218919	5260.842083	0.355222	1539.1± 64.9	34.5 ± 1.7	0.61±0.16	294.3± 1.5	6873.3± 35.7	0.0002 ±0.00005
219058	5260.626506	0.336343	1293.1± 88.1	23.2 ± 8.3	0.50±0.38	342.5± 3.5	5157.7± 84.0	0.0001 ±0.00009
219204	5260.348490	1.725818	2454.3± 58.0	241.8± 59.3	0.00±0.22	357.5±913.5	6202.2±46850.9	0.0315 ±0.01768
219570	5260.631375	0.317798	2330.3± 28.3	135.7± 13.9	0.44±0.13	41.1 ± 1.1	6075.9± 59.0	0.0062 ±0.00150
219738	5260.299848	0.539147	1975.7± 42.5	234.9± 31.8	0.13±0.09	8.3 ± 4.9	6758.9± 206.5	0.0445 ±0.01492
219961	5260.483795	0.637726	1759.8± 43.6	325.6± 42.9	0.12±0.10	22.3 ± 7.1	6797.4± 268.5	0.1494 ±0.05047
219977	5260.366136	0.486815	2348.7±137.9	104.0± 92.8	0.15±0.20	224.5± 7.3	7295.7± 340.7	0.0027 ±0.00529
220349	5260.525734	0.248883	1608.6± 21.0	91.3 ± 7.1	0.13±0.09	358.3± 3.8	5180.8± 124.8	0.0039 ±0.00076
220486	5260.172609	1.093989	2476.1± 89.9	79.8 ± 50.7	0.23±0.31	47.9 ± 7.4	6051.4± 366.7	0.0011 ±0.00152
220873	5260.043674	0.557012	2774.6±379.1	139.8± 93.7	0.75±0.41	3.0 ± 3.4	6262.1± 378.3	0.0048 ±0.00840
221119	5260.645102	0.532789	1279.7±100.1	35.8 ± 4.6	0.78±0.17	280.6± 1.2	6127.3± 45.8	0.0004 ±0.00020
221383	5260.334250	0.725796	2549.1± 17.3	82.8 ± 4.6	0.44±0.10	169.2± 1.1	6515.6± 33.1	0.0012 ±0.00016
221483	5260.668053	0.255213	2930.0±991.8	88.9 ± 71.0	0.75±0.27	300.5± 1.8	6350.7± 257.0	0.0011 ±0.00287
221862	5262.287966	0.378301	2068.7± 52.2	131.9± 45.4	0.72±0.07	246.5± 1.3	5182.5± 58.8	0.0072 ±0.00550
221897	5277.647088	0.386584	1542.3±277.0	46.6 ± 9.5	0.47±0.36	262.0± 3.9	5364.4± 238.5	0.0006 ±0.00057
222209	5311.824808	0.288793	1868.0±143.6	106.3± 8.7	0.32±0.26	42.1 ± 3.1	4832.0± 148.0	0.0046 ±0.00181
222820	5260.564635	0.293087	2624.0± 38.5	132.7± 13.1	0.34±0.12	192.5± 4.1	6188.3± 137.5	0.0046 ±0.00111
222849	5260.397834	0.497157	1354.9± 34.9	175.1± 22.1	0.72±0.13	46.8 ± 1.0	5348.1± 29.4	0.0392 ±0.01292
222927	5260.485178	0.364302	2918.2± 50.9	246.8± 153.2	0.15±0.30	325.0± 10.0	5779.6± 445.3	0.0237 ±0.03066
222991	5260.541669	0.522076	1505.9±230.5	114.7± 26.7	0.57±0.24	246.6± 2.4	5848.5± 174.2	0.0089 ±0.00823
223163	5260.787283	0.594836	2227.0± 77.4	80.2 ± 48.4	0.18±0.28	203.0± 9.7	6809.8± 496.7	0.0014 ±0.00184
223396	5262.844906	0.642578	1456.2±281.1	198.0± 107.2	0.70±0.43	193.9± 1.5	6285.7± 229.5	0.0491 ±0.08160
223551	5260.887915	0.390561	1635.6±422.9	139.1± 51.0	0.35±0.35	274.0± 3.5	5607.3± 247.6	0.0135 ±0.02037
223644	5260.282550	0.432077	1850.4± 62.3	91.4 ± 23.6	0.48±0.28	22.6 ± 3.7	5376.9± 118.4	0.0030 ±0.00185
223724	5375.025458	1.688239	1585.5± 90.2	271.6± 24.4	0.41±0.19	230.4± 3.7	6453.6± 141.7	0.1068 ±0.03742
223847	5260.825306	0.463057	1622.2± 51.9	158.0± 39.9	0.40±0.24	1.2 ± 3.2	5721.6± 95.8	0.0201 ±0.01208
223892	5260.603012	0.351611	2458.4± 58.9	230.8± 216.7	0.16±0.24	189.8± 14.2	4671.1± 601.7	0.0273 ±0.05323
223901	5260.685866	0.285640	2207.0±409.6	69.5 ± 125.3	0.14±0.22	330.7± 43.2	5634.1± 2029.5	0.0009 ±0.00375
224089	5260.704236	0.334313	1370.7±122.5	42.1 ± 4.2	0.43±0.24	213.0± 2.7	5607.2± 122.6	0.0005 ±0.00023
224105	5260.223982	0.468263	1686.6±372.9	283.4± 49.5	0.37±0.37	117.6± 2.7	5905.3± 114.3	0.1072 ±0.10855
224276	5260.585445	0.381706	1861.3±100.5	24.0 ± 10.2	0.16±0.29	206.1± 13.6	5783.9± 463.0	0.0001 ±0.00010
224603	5260.616297	0.324160	1935.0± 66.9	106.5± 36.7	0.41±0.05	249.7± 0.9	5267.4± 48.0	0.0043 ±0.00341
224671	5260.562810	0.313082	2481.9± 33.3	272.7± 139.1	0.27±0.15	1.0 ± 5.6	5691.2± 243.4	0.0441 ±0.04676
225025	5260.640218	0.294632	2140.9±155.8	121.0± 34.7	0.18±0.35	185.6± 8.1	6013.2± 293.2	0.0052 ±0.00412
225202	5259.948258	1.151442	2154.1±159.1	69.0 ± 16.8	0.39±0.22	119.6± 6.0	4625.9± 165.1	0.0009 ±0.00064
225219	5260.847739	1.214688	1729.2± 83.7	110.6± 10.5	0.20±0.18	359.7± 3.6	4866.7± 165.6	0.0061 ±0.00204
225360	5260.510633	0.710812	2167.2± 74.0	188.1± 39.7	0.05±0.11	316.1± 16.5	4505.6± 722.5	0.0190 ±0.00997
225454	5260.560835	0.459935	4484.7± 51.5	591.7± 188.3	0.60±0.30	190.0± 4.8	6121.2± 121.8	0.1380 ±0.09259
225562	5259.926948	4.194295	2142.7± 83.8	162.4± 152.2	0.67±0.33	282.0± 2.4	5434.7± 69.4	0.0125 ±0.02490
225850	5260.521528	0.284818	2158.3±250.0	47.3 ± 28.4	0.58±0.33	202.3± 4.9	4869.1± 308.6	0.0003 ±0.00046
225908	5259.945333	1.887521	1172.3± 39.6	147.3± 10.9	0.26±0.18	211.6± 4.2	6069.8± 110.8	0.0312 ±0.00778
225928	5260.442864	0.434052	1514.8± 41.5	58.9 ± 6.3	0.39±0.19	210.8± 2.5	5705.7± 91.0	0.0012 ±0.00036
225970	5260.756288	0.453088	4275.7± 42.0	238.9±1626.6	0.25±0.74	12.9 ± 81.4	5324.3± 3617.3	0.0100 ±0.13647
226031	5259.644111	1.464944	2218.1±139.0	127.9± 61.5	0.43±0.18	191.5± 5.2	4765.8± 285.8	0.0057 ±0.00655
226206	5260.531252	0.432308	1989.4±331.5	76.4 ± 32.9	0.35±0.67	164.6± 7.4	6612.9± 377.0	0.0015 ±0.00204
226472	5260.436359	1.827251	2847.7± 35.3	421.1± 26.8	0.65±0.12	40.0 ± 1.2	6218.8± 41.0	0.1234 ±0.02030
226667	5260.332469	0.341684	1744.0± 55.3	208.7± 6.4	0.40±0.11	252.0± 1.4	5744.8± 58.8	0.0401 ±0.00627
226902	5260.620258	0.359881	1880.6±157.4	284.2± 112.5	0.38±0.19	112.9± 2.3	5470.2± 84.0	0.0870 ±0.09072

ID	T_0 [HJD-2450000 days]	P_1 [days]	P_2 [days]	$a \cdot \sin(i_2)$ [R_\odot]	e_2	ω_2 [deg]	τ_2 [days]	$f(m_\odot)$
227184	5260.641228	0.336874	4342.2 ± 213.8	71.0 ± 38.2	0.63±0.30	69.5 ± 4.2	6054.4± 230.0	0.0003±0.00037
227185	5260.745360	0.397512	1598.0 ± 48.8	226.1± 4.6	0.15±0.08	302.5± 1.9	5850.3± 72.3	0.0607±0.00803
227308	5260.032053	0.919303	4307.4 ± 65.1	359.2± 59.3	0.82±0.18	144.1± 2.1	6488.4± 50.3	0.0335±0.01258
227323	5260.179875	0.667560	2695.4 ± 225.6	350.3± 86.6	0.52±0.19	60.6 ± 3.4	5899.1± 233.0	0.0793±0.05912
227504	5260.816465	0.360278	1237.3 ± 64.5	21.6 ± 6.3	0.62±0.27	24.9 ± 2.2	5261.4± 68.9	0.0001±0.00007
227683	5260.649151	0.285376	1839.1 ± 149.1	185.0± 17.1	0.40±0.20	84.2 ± 1.7	6368.5± 64.9	0.0251±0.01074
227784	5260.105357	1.294373	2014.9 ± 123.6	359.8± 324.7	0.37±0.13	61.9 ± 2.4	5289.0± 134.5	0.1537±0.30570
227892	5260.782898	0.555053	2133.4 ± 269.5	73.4 ± 49.3	0.77±0.37	328.9± 5.5	6212.0± 291.1	0.0012±0.00207
228318	5260.629506	0.246200	2184.0 ± 48.7	147.1± 12.7	0.45±0.20	218.3± 1.4	6136.2± 71.3	0.0089±0.00213
228417	5260.672438	0.385594	1432.7 ± 185.4	54.3 ± 6.1	0.34±0.32	43.9 ± 4.3	5982.6± 158.0	0.0010±0.00061
228597	5260.120455	2.594033	1570.4 ± 122.4	295.9± 46.7	0.11±0.29	327.7± 9.9	5605.1± 331.9	0.1408±0.07737
228633	5260.244569	0.602690	1056.6 ± 66.9	58.5 ± 8.6	0.48±0.22	226.8± 4.1	5457.6± 110.9	0.0024±0.00116
229121	5260.718247	0.427215	2297.2 ± 406.5	114.9± 90.7	0.05±0.20	297.8± 60.7	7907.9±3096.0	0.0039±0.00823
229469	5260.753616	0.556166	1703.8 ± 133.9	75.3 ± 8.7	0.62±0.26	115.3± 3.1	6098.4± 75.7	0.0020±0.00093
229547	5259.192935	1.759951	1541.6 ± 41.3	195.6± 27.7	0.58±0.19	210.3± 1.9	5686.4± 51.9	0.0422±0.01534
229756	5260.683102	0.428435	2423.5 ± 123.3	124.1± 174.5	0.19±0.27	29.0 ± 16.6	4675.2± 846.1	0.0044±0.01305
229768	5273.450750	0.269239	2944.1 ± 523.8	288.1± 256.9	0.45±0.67	77.4 ± 6.1	6166.4± 474.3	0.0370±0.08573
229816	5262.466052	0.487760	2741.2 ± 107.3	319.9± 172.1	0.28±0.27	70.9 ± 4.4	6144.4± 238.1	0.0584±0.06969
229831	5260.912596	0.509226	2772.7 ± 390.4	125.8± 652.2	0.08±0.84	34.3 ± 96.6	7300.2±5385.2	0.0035±0.03777
229995	5262.589108	0.337890	2575.1 ± 53.4	53.1 ± 18.7	0.60±0.28	154.2± 4.6	6826.3± 126.2	0.0003±0.00023
230033	5262.653924	0.296259	1839.4 ± 70.5	82.9 ± 18.7	0.81±0.17	54.9 ± 3.1	5765.9± 71.7	0.0023±0.00130
230067	5263.139971	0.790692	1727.1 ± 186.4	202.0± 39.8	0.15±0.22	335.2± 12.5	6732.6± 405.8	0.0370±0.02656
230807	5260.289930	0.517243	1828.0 ± 23.7	63.2 ± 6.7	0.64±0.13	352.0± 0.8	5800.4± 27.8	0.0010±0.00025
231226	5260.705858	0.352486	1983.4 ± 134.9	52.3 ± 3.9	0.28±0.26	32.4 ± 6.1	6553.0± 259.7	0.0005±0.00018
231234	5260.098394	0.491535	2856.2 ± 169.7	131.7± 489.7	0.07±0.47	186.7±116.4	5534.3±6503.4	0.0037±0.02817
231301	5261.085614	0.927513	1465.0 ± 77.1	58.9 ± 17.2	0.53±0.35	7.4 ± 3.5	5697.7± 83.6	0.0013±0.00096
231370	5259.440333	2.252710	1625.8 ± 124.5	206.0± 16.2	0.37±0.19	155.4± 2.1	5998.7± 59.9	0.0443±0.01714
231530	5259.853226	2.084878	1249.0 ± 71.6	140.7± 9.8	0.27±0.24	45.5 ± 4.6	5987.9± 142.9	0.0239±0.00744
231568	5260.773698	0.443233	2050.4 ± 89.2	47.2 ± 19.5	0.38±0.30	217.5± 8.2	5724.5± 233.6	0.0003±0.00029
231708	5259.164153	1.193284	1882.5 ± 138.2	219.8± 30.9	0.41±0.24	143.3± 2.9	5124.5± 89.1	0.0402±0.02016
231722	5260.626415	0.318229	1678.2 ± 30.0	73.6 ± 19.8	0.54±0.17	179.5± 2.8	6861.7± 71.9	0.0019±0.00112
231756	5260.900866	0.739507	2415.8 ± 532.1	39.1 ± 13.2	0.48±0.29	292.8± 3.8	6732.1± 169.4	0.0001±0.00013
231895	5260.212594	0.457550	1659.7 ± 199.2	179.4± 45.3	0.77±0.08	30.4 ± 0.7	4947.4± 182.2	0.0281±0.02431
232434	5260.145367	1.418679	1684.8 ± 73.6	320.5± 56.8	0.48±0.23	343.4± 2.3	5853.8± 89.2	0.1554±0.07545
232593	5260.368681	0.371881	2745.9 ± 26.4	139.4± 342.0	0.44±0.18	212.9± 17.5	4478.7± 528.6	0.0048±0.02369
232604	5259.107956	1.295238	2255.8 ± 681.5	117.1± 91.0	0.30±0.75	89.0 ± 5.3	6270.4± 408.5	0.0042±0.01033
232765	5260.923407	0.327554	2774.3 ± 52.4	109.4± 39.3	0.52±0.29	13.6 ± 2.7	6805.8± 118.2	0.0023±0.00178
232839	5376.214725	0.376444	1986.5 ± 86.2	328.0± 57.9	0.28±0.17	201.5± 3.3	5942.8± 150.3	0.1198±0.05789
232994	5260.769696	0.259075	1532.7 ± 71.3	63.9 ± 5.9	0.29±0.20	140.2± 2.3	6388.5± 65.6	0.0015±0.00049
233259	5260.749566	0.327424	1182.1 ± 141.3	141.7± 13.9	0.06±0.25	143.3± 26.8	5910.1± 633.3	0.0273±0.01515
233663	5260.697184	0.360343	1751.4 ± 78.6	211.3± 8.3	0.37±0.10	39.6 ± 1.3	5525.6± 95.0	0.0412±0.00878
233801	5262.295399	0.603838	4971.8 ±1703.1	123.6± 288.0	0.90±1.17	223.3± 23.1	6331.8±1064.4	0.0010±0.00569
233821	5260.563030	0.359907	2311.3 ± 35.2	250.3± 64.1	0.34±0.11	355.8± 3.1	6904.7± 129.8	0.0393±0.02192
233826	5260.363267	0.369712	2066.9 ± 101.1	126.4± 355.1	0.75±0.79	293.4± 11.1	5366.6± 171.9	0.0063±0.03632
234209	5260.517626	0.445184	1926.8 ± 85.2	41.3 ± 31.5	0.83±0.26	75.4 ± 3.5	7290.4± 58.4	0.0003±0.00050
234384	5260.633668	0.462722	2950.8 ± 116.8	115.6± 39.8	0.49±0.29	62.4 ± 2.6	6211.2± 127.5	0.0024±0.00194
234450	5260.666069	0.343978	1521.4 ± 91.9	237.9± 15.9	0.59±0.10	90.1 ± 0.7	6724.8± 38.9	0.0780±0.02456
234805	5260.487378	0.368977	2308.0 ± 295.1	67.2 ± 35.4	0.38±0.44	295.4± 13.5	4454.9± 384.2	0.0008±0.00115
234915	5260.637254	0.386257	11096.7± 19.4	603.7±4713.1	0.54±0.61	141.1± 12.8	5307.1±2379.9	0.0239±0.37330
235131	5260.791709	0.314548	4558.1 ± 596.3	216.2± 107.1	0.74±0.54	276.8± 7.0	6142.6± 470.1	0.0065±0.00899
235487	5282.544249	0.460233	2794.7 ± 104.5	102.9± 148.4	0.15±0.58	148.7± 12.6	6562.1± 667.0	0.0019±0.00569
235802	5258.952670	2.117939	2537.4 ± 100.8	173.6± 112.5	0.23±0.23	328.7± 12.7	7008.6± 488.0	0.0109±0.01543
236639	5259.599874	1.900496	1526.9 ± 36.1	91.7 ± 13.9	0.58±0.16	34.2 ± 1.9	5790.6± 52.7	0.0044±0.00165
236707	5260.543617	0.309574	3861.6 ± 80.6	230.4± 93.8	0.29±0.31	174.5± 19.1	6202.4± 742.4	0.0110±0.00965
236820	5260.533830	0.397295	1738.1 ± 96.5	260.2± 16.6	0.50±0.11	264.5± 1.0	5143.6± 72.7	0.0782±0.02300
237075	5260.701712	0.280004	1811.3 ± 59.1	27.8 ± 9.2	0.66±0.24	331.5± 3.6	5382.8± 47.5	0.0001±0.00008
237233	5260.322953	0.400005	2636.5 ± 181.2	162.0± 35.4	0.23±0.15	99.7 ± 5.2	6636.0± 189.0	0.0082±0.00527
237724	5259.699429	1.247658	5192.6 ± 81.4	180.1± 230.1	0.43±0.51	11.4 ± 23.1	6188.2± 804.4	0.0029±0.00755
237803	5260.494954	1.199132	1113.7 ± 15.8	200.8± 17.8	0.47±0.09	353.0± 1.6	6108.0± 34.2	0.0875±0.01924
237811	5282.579210	0.529771	1321.4 ± 158.4	259.2± 18.5	0.24±0.33	145.5± 4.7	5328.4± 133.3	0.1338±0.06722

ID	T_0 [HJD-2450000 days]	P_1 [days]	P_2 [days]	$a \cdot \sin(i_2)$ [R_\odot]	e_2	ω_2 [deg]	τ_2 [days]	$f(m_c)$
237882	5260.289649	1.358112	1697.9 ±255.9	107.5± 22.0	0.73±0.28	259.1± 3.0	5794.8± 162.5	0.0058±0.00500
238059	5267.551374	0.473851	2044.7 ± 48.6	45.6 ± 52.9	0.67±0.25	194.2±12.4	7171.9± 190.0	0.0003±0.00072
238302	5259.468237	1.634872	1528.0 ±238.5	365.0± 62.6	0.52±0.19	40.9 ± 2.0	5915.8± 218.1	0.2792±0.22651
238832	5260.825001	0.291600	1794.9 ±470.4	352.4± 48.0	0.16±0.34	70.4 ± 9.0	7369.7± 548.8	0.1820±0.19267
239500	5260.826127	0.340064	10652.1±126.0	461.8±513.1	0.62±0.21	277.6± 6.3	6503.9± 254.7	0.0116±0.02619
239550	5260.307036	0.424612	2072.8 ± 33.3	53.1 ± 12.7	0.08±0.09	222.3± 4.4	5126.8± 212.8	0.0005±0.00026
240220	5321.362390	0.347101	1467.2 ±461.2	78.6 ± 47.2	0.69±0.48	179.8± 3.7	5850.0± 464.9	0.0030±0.00643
240427	5321.033727	0.451910	1480.9 ±202.3	50.9 ± 6.9	0.28±0.27	25.5 ± 7.0	5895.2± 320.8	0.0008±0.00054
240451	5260.694081	0.368042	2586.8 ± 70.2	116.7±101.2	0.32±0.37	21.4 ± 6.3	6892.6± 322.2	0.0032±0.00581
240884	5260.656653	0.434373	2769.3 ± 29.5	296.5± 61.7	0.62±0.16	354.4± 1.6	5710.4± 55.3	0.0456±0.02044
241299	5260.511587	0.309651	1889.2 ± 85.4	113.4± 21.0	0.46±0.14	195.0± 2.4	5619.3± 46.3	0.0055±0.00278
241306	5260.847511	0.371262	2089.9 ± 28.6	82.0 ± 73.4	0.53±0.27	174.7±10.3	5437.1± 156.3	0.0017±0.00311
241307	5260.450191	0.416712	1320.9 ± 23.2	150.0± 15.3	0.64±0.10	146.7± 1.0	6463.1± 21.3	0.0259±0.00665
241513	5260.494975	0.329571	2042.0 ±111.0	166.2±222.7	0.78±0.48	318.4±16.2	5364.8± 167.7	0.0148±0.04208
241821	5260.478372	0.359796	1939.7 ± 54.2	63.0 ± 10.0	0.66±0.18	139.0± 2.2	6421.6± 49.8	0.0009±0.00036
241912	5260.563558	0.366407	1616.3 ± 25.2	62.8 ± 6.1	0.31±0.09	30.1 ± 1.8	6860.6± 66.6	0.0013±0.00031
241979	5320.983156	0.886311	1817.9 ±111.8	192.3± 36.0	0.63±0.24	173.7± 1.2	4904.5± 44.0	0.0288±0.01610
242453	5260.583078	0.276222	1845.4 ±137.8	50.6 ± 6.6	0.33±0.16	127.4± 2.9	6662.1± 77.2	0.0005±0.00024
242532	5260.669480	0.909973	1297.5 ± 57.5	92.2 ± 7.6	0.25±0.24	173.9± 4.4	5735.8± 114.6	0.0062±0.00185
242637	5260.294866	0.424818	2210.2 ±321.4	75.2 ±146.5	0.30±0.40	240.1±12.9	4893.9± 924.6	0.0012±0.00520
242648	5260.716952	0.339335	1807.1 ± 35.1	39.9 ± 10.9	0.65±0.17	27.1 ± 2.4	5326.6± 50.7	0.0003±0.00018
242737	5260.456281	0.322359	6135.7 ± 98.9	271.6±248.1	0.71±0.26	323.4±11.7	6884.5± 311.9	0.0071±0.01331
242988	5260.260106	0.431932	2518.7 ± 41.4	156.0±244.4	0.25±0.17	211.0±14.0	4658.8± 652.2	0.0080±0.02546
243009	5260.398043	0.554378	2721.2 ±266.0	81.4 ±129.9	0.38±0.45	212.1±25.8	5646.6± 714.3	0.0010±0.00348
243042	5260.582796	0.385473	1689.1 ±301.3	24.6 ± 10.5	0.30±0.48	105.6± 6.3	5455.4± 215.8	0.0001±0.00014
243437	5260.471232	0.405826	1665.9 ± 51.0	275.2± 13.0	0.29±0.08	161.3± 2.3	6197.2± 90.0	0.1006±0.01874
243594	5260.722754	1.107539	2379.6 ±330.3	80.9 ± 53.6	0.12±0.39	97.7 ±11.7	6277.3± 458.1	0.0013±0.00226
244936	5259.628202	0.874941	1306.2 ±119.7	57.8 ± 5.5	0.19±0.21	133.3± 6.9	5990.5± 162.7	0.0015±0.00070
245070	5260.524030	0.280851	4320.6 ±274.1	115.8± 32.7	0.72±0.29	218.1± 2.5	5899.5± 294.5	0.0011±0.00083
245163	5260.215870	0.482530	4800.4 ±424.8	281.5±101.7	0.66±0.24	102.0± 3.5	6742.3± 176.8	0.0130±0.01284
245164	5260.511555	0.342732	1365.6 ± 36.1	75.1 ± 3.9	0.03±0.17	174.2±17.2	6083.1± 494.1	0.0030±0.00055
245753	5257.722297	2.208676	1037.4 ± 23.0	122.1± 6.9	0.08±0.12	2.9 ± 9.8	5805.7± 211.7	0.0227±0.00408
246038	5260.700857	0.318898	1945.2 ± 30.7	218.3±110.6	0.62±0.18	12.6 ± 6.0	5249.6± 56.5	0.0368±0.03903
246057	5260.521373	0.350167	2179.4 ±109.7	64.0 ± 29.6	0.16±0.33	4.0 ± 8.6	5900.0± 433.9	0.0007±0.00075
246260	5260.116217	2.502159	2861.7 ± 30.1	431.5± 27.3	0.38±0.08	41.1 ± 1.5	6767.7± 49.4	0.1315±0.02079
246558	5260.217142	0.739722	1938.1 ±128.9	87.1 ± 10.2	0.49±0.18	298.1± 2.0	6628.5± 75.9	0.0024±0.00104
246592	5260.595280	0.438419	1743.8 ± 27.1	228.2± 11.9	0.46±0.04	122.3± 0.5	5702.1± 18.7	0.0524±0.00791
246820	5260.525690	0.383561	2689.9 ±309.2	185.1±360.6	0.11±0.48	35.6 ±32.9	6902.8±2573.4	0.0117±0.04962
246994	5260.595068	0.325764	2021.2 ±838.7	173.6± 47.4	0.18±0.55	264.6±13.9	6626.4± 819.9	0.0172±0.03080
247689	5260.930364	0.639382	1980.0 ± 69.2	122.1± 41.9	0.60±0.15	8.2 ± 3.7	7104.5± 83.7	0.0062±0.00491
248954	5259.379912	1.025918	2011.5 ± 46.5	418.4± 65.9	0.50±0.08	341.8± 2.2	4967.5± 80.6	0.2426±0.09325
249147	5258.847250	2.124198	1418.4 ±117.3	202.1± 51.4	0.54±0.30	2.1 ± 3.0	5575.8± 113.9	0.0549±0.04155
249166	5260.983806	1.451213	1513.2 ± 94.7	129.7± 31.7	0.38±0.39	206.5± 4.3	5774.6± 142.4	0.0128±0.00866
249639	5260.441166	0.392083	2005.2 ± 33.4	278.1±142.1	0.70±0.12	160.1± 6.8	5339.2± 59.9	0.0717±0.07686
249873	5258.885537	2.169808	1905.0 ± 47.5	409.0±153.4	0.86±0.17	114.9± 2.9	5362.3± 31.6	0.2526±0.20838
249970	5260.434280	0.367278	1889.4 ±386.2	181.3±314.4	0.45±0.13	273.4± 1.3	5341.3± 205.1	0.0224±0.09143
250528	5260.409095	0.544124	1197.3 ± 65.3	309.8± 48.3	0.34±0.24	327.3± 5.1	6036.2± 111.0	0.2781±0.13222
250743	5260.963746	0.535077	1173.0 ± 91.1	206.9± 75.3	0.58±0.40	162.5± 3.3	5597.8± 74.9	0.0862±0.08283
250818	5259.909219	0.595258	1570.2 ± 10.7	287.2± 5.3	0.52±0.03	159.7± 0.2	4995.7± 11.0	0.1287±0.00738
251402	5260.445655	0.446161	2890.9 ± 12.6	270.8± 3.9	0.79±0.03	129.5± 0.4	6170.8± 7.5	0.0318±0.00133
251515	5260.855434	0.280381	1480.0 ± 61.2	28.4 ± 2.6	0.23±0.22	47.5 ± 3.2	6154.9± 122.2	0.0001±0.00003
251673	5259.609719	1.350502	2386.4 ±194.8	191.5± 29.2	0.50±0.31	108.8± 3.5	6244.4± 163.0	0.0165±0.00907
253165	5260.564659	0.403894	1633.8 ± 66.5	127.6± 8.2	0.49±0.12	62.3 ± 1.6	5794.7± 65.4	0.0104±0.00261
254119	5260.146259	0.708161	1459.9 ± 31.1	262.3± 15.0	0.53±0.09	154.8± 0.7	6551.7± 32.4	0.1135±0.02023
254204	5260.918341	0.299543	2240.1 ±803.1	121.8±431.3	0.38±0.27	95.0 ± 5.6	5382.1± 610.2	0.0048±0.03916
255998	5260.476222	0.341133	2611.6 ±142.8	86.9 ± 26.5	0.31±0.29	233.0±10.6	6397.9± 369.0	0.0013±0.00101
256943	5260.596213	0.239536	2356.5 ±108.1	111.2± 40.5	0.14±0.16	109.8±18.3	6117.2± 717.5	0.0033±0.00286
257275	5260.683449	0.493305	1174.0 ± 79.6	89.6 ± 9.5	0.47±0.22	140.1± 1.6	5845.1± 60.3	0.0070±0.00291
257994	5260.406462	0.403455	2251.5 ± 59.3	245.0± 87.2	0.38±0.11	342.8± 4.8	6926.4± 188.5	0.0389±0.03076
258159	5260.099488	1.208043	1529.2 ± 73.7	304.4± 16.9	0.33±0.12	58.6 ± 3.2	6440.3± 119.3	0.1617±0.04133

ID	T_0 [HJD-2450000 days]	P_1 [days]	P_2 [days]	$a \cdot \sin(i_2)$ [R_\odot]	e_2	ω_2 [deg]	τ_2 [days]	$f(m_c)$
258262	5260.588340	0.413903	2771.4± 188.1	61.2 ±196.1	0.13±0.30	175.0±56.9	6942.3 ±3248.3	0.0004±0.00264
258346	5260.591066	1.058304	1976.2± 139.4	152.6± 82.6	0.59±0.12	94.1 ± 0.8	5367.3 ± 95.4	0.0122±0.01579
258794	5260.740010	0.311162	1287.4± 35.9	153.9± 8.7	0.41±0.12	313.3± 1.6	6499.2 ± 42.8	0.0295±0.00580
259022	5260.297187	1.054545	2958.5± 273.8	379.5± 56.9	0.58±0.37	20.0 ± 6.3	6618.7 ± 378.4	0.0837±0.04834
259410	5262.671664	0.373900	1677.4± 105.1	56.7 ± 6.8	0.37±0.20	220.7± 2.7	5666.3 ± 100.4	0.0009±0.00039
259513	5260.570939	0.548771	1193.3± 25.2	69.8 ± 9.8	0.57±0.15	183.7± 1.1	5962.6 ± 23.6	0.0032±0.00110
259668	5262.628842	0.622377	1847.7± 33.2	341.9± 9.8	0.22±0.05	197.6± 2.2	8085.7 ± 88.8	0.1568±0.01744
259762	5261.473636	1.031306	1060.3± 213.5	118.9± 19.2	0.17±0.24	240.9± 7.5	6289.9 ± 272.8	0.0200±0.01854
259853	5261.137664	1.248019	1668.2± 41.3	295.3± 17.7	0.45±0.08	54.6 ± 1.4	6058.9 ± 47.1	0.1240±0.02407
260693	5376.387257	0.290825	1094.5± 41.3	130.9± 26.8	0.36±0.27	178.3± 6.2	5746.4 ± 126.8	0.0251±0.01312
260775	5260.300844	0.560956	1119.5± 385.4	161.0± 43.0	0.15±0.34	130.2±18.8	3732.3 ± 315.4	0.0009±0.00989
260811	5260.419988	0.394766	2300.1± 33.8	269.6± 94.8	0.27±0.16	173.8± 3.9	6805.1 ± 167.1	0.0496±0.03707
262023	5260.431199	0.387771	2379.0± 171.8	55.1 ± 34.7	0.34±0.22	210.6± 5.2	6935.3 ± 396.1	0.0004±0.00059
262324	5259.972017	0.604576	1072.5± 34.8	255.1± 63.0	0.53±0.25	18.3 ± 2.8	5443.5 ± 63.4	0.1936±0.11447
262852	5259.927786	0.776311	2034.7± 83.9	90.2 ± 35.1	0.14±0.17	355.3±11.1	5825.3 ± 488.3	0.0024±0.00216
263184	5260.547281	0.240852	1940.5± 127.3	59.7 ± 20.4	0.23±0.33	208.2± 7.2	6028.8 ± 293.0	0.0008±0.00070
263238	5260.653445	0.481718	1586.2± 36.2	214.4± 10.5	0.17±0.09	357.7± 3.6	5538.1 ± 126.2	0.0525±0.00874
263378	5260.659188	0.263798	2195.1± 24.4	222.8± 18.0	0.24±0.07	322.6± 1.3	6539.6 ± 55.5	0.0308±0.00600
263829	5260.490753	0.419633	2122.1± 113.8	81.4 ±284.6	0.44±0.45	223.6±21.0	5158.4 ± 295.3	0.0016±0.01145
264111	5260.401019	0.753871	2301.9± 30.9	102.1± 16.2	0.69±0.19	6.2 ± 1.1	6813.4 ± 35.3	0.0027±0.00097
264150	5260.511394	0.357924	1010.7± 50.3	210.9± 14.8	0.17±0.20	343.2± 7.0	5234.7 ± 155.9	0.1231±0.03566
264266	5260.663393	0.423121	2839.5± 389.4	276.6±900.7	0.44±0.56	352.1±30.0	5666.9 ± 955.0	0.0352±0.24373
264303	5260.300494	0.394785	1595.1± 85.4	66.3 ± 9.6	0.52±0.17	212.1± 1.9	5490.6 ± 72.5	0.0015±0.00068
264776	5260.445281	0.398860	1968.5± 152.9	318.1±109.3	0.18±0.34	336.6± 8.3	5002.2 ± 312.5	0.1114±0.10251
264815	5260.598687	0.585028	3137.1± 251.5	172.1± 51.0	0.52±0.24	258.0± 4.4	5958.1 ± 215.1	0.0069±0.00575
264832	5260.892066	0.363441	5619.0±2379.5	79.6 ±188.9	0.88±0.42	68.5 ± 7.7	6271.8 ±1642.1	0.0002±0.00120
265078	5260.611809	0.472162	2012.9± 259.2	74.2 ± 14.4	0.69±0.22	155.0± 1.8	6331.0 ± 51.5	0.0014±0.00108
265123	5260.747239	0.410013	1524.7± 554.5	105.6± 53.2	0.65±0.72	324.3± 3.2	5935.1 ± 178.6	0.0222±0.01427
265150	5260.193227	0.483462	1786.4± 247.1	243.3± 61.7	0.42±0.35	239.3± 3.2	5272.2 ± 174.4	0.0605±0.05579
265529	5260.267231	0.392341	3302.2± 28.4	263.0± 41.7	0.62±0.14	28.1 ± 1.8	6802.5 ± 60.7	0.0223±0.00765
266003	5260.197117	0.978669	1560.9± 77.8	202.9± 15.7	0.65±0.15	110.6± 1.3	6435.5 ± 31.1	0.0459±0.01397
266234	5259.089284	1.244957	1358.7± 173.0	294.2± 59.5	0.46±0.38	144.8± 4.4	6924.1 ± 166.5	0.1849±0.14542
266461	5260.482423	0.242259	1772.8± 31.9	64.2 ± 8.4	0.67±0.13	325.9± 1.7	5029.1 ± 35.5	0.0011±0.00035
266882	5260.594134	0.314376	2592.4± 470.9	223.5±357.2	0.03±0.30	47.5 ±98.4	7291.9 ±5413.6	0.0222±0.08306
268258	5260.165636	0.742256	1554.8± 60.5	369.3± 42.9	0.19±0.18	13.2 ± 3.8	5819.0 ± 123.0	0.2792±0.09746
268414	5260.713966	0.366880	3523.7± 162.0	128.2± 11.5	0.45±0.12	310.8± 6.1	6006.3 ± 168.0	0.0023±0.00073
268585	5260.283509	0.455896	1340.9± 75.1	89.1 ± 34.5	0.47±0.42	177.4± 3.3	6109.6 ± 91.9	0.0053±0.00499
268678	5260.501617	0.572885	1561.8± 128.4	207.6± 25.9	0.51±0.14	133.0± 1.9	5546.2 ± 48.7	0.0492±0.02441
269197	5260.423993	0.490262	1559.3± 71.7	127.1± 32.2	0.47±0.26	7.7 ± 3.5	5353.4 ± 115.2	0.0113±0.00728
269307	5260.489974	0.335397	1293.3± 89.5	196.0± 20.2	0.28±0.21	338.2± 5.0	5261.9 ± 164.4	0.0604±0.02499
269414	5260.688612	0.575059	1597.7± 30.9	230.5± 26.5	0.65±0.10	193.2± 0.6	4978.4 ± 30.7	0.0643±0.01852
270052	5260.715598	0.453462	2094.8± 75.2	28.7 ± 20.1	0.26±0.18	344.2± 9.1	5723.9 ± 379.8	0.0001±0.00015
270666	5376.365253	0.779318	2308.6± 35.7	209.0±101.3	0.08±0.15	24.4 ± 7.0	4966.3 ± 330.0	0.0230±0.02336
271086	5260.396240	0.421657	3296.7± 231.2	296.7±841.6	0.06±0.78	255.3±31.7	6289.4 ±2093.5	0.0322±0.18945
271091	5260.429897	0.534645	2586.7± 80.4	200.2± 36.5	0.48±0.17	111.7± 1.7	6414.7 ± 58.0	0.0161±0.00737
272889	5260.266243	0.496457	1587.8± 33.0	218.9± 28.0	0.44±0.18	339.7± 1.5	6081.6 ± 40.9	0.0558±0.01775
272948	5260.575981	0.557876	1549.1± 151.6	221.2± 36.0	0.27±0.27	328.7± 6.5	6563.2 ± 244.8	0.0604±0.03739
273261	5260.528267	0.355766	1688.8± 125.2	71.4 ± 16.0	0.68±0.16	271.1± 1.2	5561.5 ± 73.1	0.0017±0.00114
273779	5260.890098	0.436692	1355.1± 42.7	238.0± 18.6	0.09±0.15	221.6±11.8	6103.9 ± 347.1	0.0984±0.02468
273844	5260.338573	0.466561	2043.1± 152.5	139.9± 13.3	0.27±0.19	288.4± 2.6	4952.5 ± 98.4	0.0088±0.00364
274057	5260.785585	0.725628	1354.6± 262.0	156.3± 19.2	0.13±0.31	270.5± 7.8	6384.4 ± 215.3	0.0279±0.02304
274162	5260.534454	0.289669	2852.5± 426.0	220.0±361.1	0.84±0.59	172.5± 4.4	7009.2 ± 297.2	0.0175±0.06529
274446	5260.204264	0.530995	1638.1± 299.9	221.9± 60.4	0.66±0.13	218.3± 1.6	5863.6 ± 269.6	0.0545±0.05960
274740	5260.430376	0.387011	2022.1± 42.5	206.3± 15.1	0.46±0.15	312.8± 3.4	6078.7 ± 91.6	0.0288±0.00603
274940	5261.555273	0.431447	1969.7± 108.5	117.7± 96.5	0.40±0.12	65.4 ± 3.2	5256.8 ± 124.7	0.0056±0.01011
275407	5276.547100	0.747318	1932.2± 97.7	140.9± 98.6	0.60±0.42	218.9± 9.1	5750.8 ± 143.4	0.0100±0.01551
275952	5259.931147	0.822945	2004.3± 15.8	285.1± 14.2	0.14±0.05	329.4± 1.6	10958.4± 58.2	0.0773±0.00953
276624	5259.530912	1.335312	1509.5± 95.3	315.3± 12.5	0.30±0.14	99.7 ± 2.7	5306.2 ± 60.0	0.1844±0.04955
276740	5260.359520	0.637784	2379.3± 138.7	171.4± 34.0	0.39±0.19	105.8± 1.8	6392.9 ± 67.6	0.0119±0.00680

ID	T_0 [HJD-2450000 days]	P_1 [days]	P_2 [days]	$a \cdot \sin(i_2)$ [R_\odot]	e_2	ω_2 [deg]	τ_2 [days]	$f(m_c)$
277128	5260.590260	0.351749	2786.3 ± 198.7	556.3±387.8	0.42±0.47	74.1 ± 10.7	5449.1± 125.4	0.2972 ± 0.47794
277772	5260.490015	0.443780	3642.0 ± 41.1	144.1± 26.4	0.82±0.12	29.8 ± 2.2	6460.2± 57.9	0.0030 ± 0.00120
277911	5260.545544	0.350532	2286.4 ± 29.4	82.1 ± 101.8	0.64±0.10	221.0± 8.9	7202.7± 177.8	0.0014 ± 0.00353
278024	5260.910213	0.251620	1893.2 ± 329.4	49.7 ± 17.5	0.40±0.29	83.5 ± 2.5	5453.4± 219.3	0.0005 ± 0.00061
278125	5260.319015	0.469390	1716.3 ± 167.4	235.7± 23.2	0.55±0.23	72.6 ± 3.4	5783.3± 139.8	0.0596 ± 0.02917
278132	5260.333000	0.582547	3200.7 ± 157.3	208.6±279.5	0.24±0.71	2.5 ± 19.2	5988.3± 674.6	0.0119 ± 0.03364
278418	5260.254753	0.471365	1733.0 ± 61.0	88.6 ± 9.3	0.41±0.11	229.2± 1.3	5514.3± 91.0	0.0031 ± 0.00098
278450	5260.682352	0.440085	2592.1 ± 236.0	143.7±446.5	0.39±0.42	112.6± 8.5	5445.4± 736.9	0.0059 ± 0.03828
278476	5260.721278	0.370352	1463.2 ± 127.4	285.0± 25.2	0.27±0.19	7.8 ± 4.4	6583.9± 202.6	0.1449 ± 0.06347
278737	5260.666037	0.533001	2662.5 ± 267.9	114.1± 31.7	0.50±0.29	99.4 ± 4.3	6567.0± 197.7	0.0028 ± 0.00240
279527	5260.508256	0.449011	1788.8 ± 43.9	166.7± 12.7	0.12±0.14	179.4± 7.3	5442.9± 304.7	0.0194 ± 0.00438
279916	5260.804280	0.297020	1578.8 ± 57.7	95.4 ± 4.8	0.59±0.10	278.6± 0.7	6488.9± 29.4	0.0047 ± 0.00099
280105	5260.401021	0.391181	2208.9 ± 111.3	79.8 ± 32.6	0.07±0.19	78.3 ± 17.5	6146.5± 766.7	0.0014 ± 0.00136
280410	5260.777691	0.332434	1684.4 ± 41.5	170.0± 50.3	0.81±0.13	167.1± 0.7	6428.1± 19.4	0.0232 ± 0.01544
280461	5260.789417	0.309077	1180.3 ± 19.1	71.0 ± 3.9	0.32±0.07	213.4± 2.3	6107.5± 60.7	0.0034 ± 0.00054
280953	5260.870302	0.270482	1899.1 ± 226.8	156.4± 23.4	0.27±0.25	81.9 ± 6.1	6422.9± 268.7	0.0142 ± 0.00934
281241	5260.821927	0.516172	1504.2 ± 176.1	91.0 ± 6.0	0.10±0.25	67.9 ± 12.8	5254.5± 391.1	0.0045 ± 0.00217
281282	5306.484511	0.465377	2135.7 ± 71.4	191.8± 42.6	0.42±0.17	134.1± 3.8	6765.2± 105.1	0.0207 ± 0.01127
281411	5260.624945	0.296157	1340.4 ± 175.5	15.1 ± 3.2	0.41±0.38	168.6± 5.3	5656.6± 136.3	0.00003±0.00002
281544	5260.735884	0.267450	1430.8 ± 34.1	234.4± 17.6	0.39±0.13	340.3± 1.6	5087.5± 51.2	0.0843 ± 0.01869
281558	5260.621228	0.359708	1693.2 ± 69.1	56.3 ± 7.5	0.16±0.16	211.5± 4.1	5400.1± 155.2	0.0008 ± 0.00031
281593	5260.553643	0.397919	4385.3 ± 97.4	360.3±113.0	0.46±0.14	119.1± 2.2	6338.2± 73.1	0.0326 ± 0.02262
282444	5260.926178	0.327840	1772.1 ± 19.1	202.6± 15.9	0.64±0.07	11.9 ± 0.7	6388.9± 20.5	0.0355 ± 0.00672
283406	5260.784172	0.268144	1871.7 ± 201.0	110.7± 44.3	0.54±0.30	8.2 ± 2.7	7010.8± 172.9	0.0052 ± 0.00584
283682	5260.596332	0.359726	1520.0 ± 46.0	199.2± 58.9	0.70±0.19	9.7 ± 1.9	6458.9± 48.6	0.0458 ± 0.03124
284207	5259.617370	0.976626	1551.9 ± 62.2	156.2± 29.9	0.65±0.19	327.6± 1.2	5780.5± 37.9	0.0212 ± 0.01067
284818	5260.580293	0.447334	2462.4 ± 149.2	44.0 ± 41.5	0.36±0.39	352.7± 8.4	5821.2± 417.0	0.0002 ± 0.00041
285327	5260.410788	0.659953	1439.7 ± 721.1	166.2± 70.5	0.24±0.66	295.2± 9.0	5609.9± 169.7	0.0297 ± 0.06982
285780	5260.450215	0.294649	1727.9 ± 66.1	57.9 ± 14.6	0.59±0.21	184.9± 2.1	5364.3± 57.9	0.0009 ± 0.00056
285789	5260.565331	0.427270	1507.0 ± 523.3	168.9± 53.7	0.50±0.67	320.5± 4.4	5936.0± 182.2	0.0284 ± 0.04764
287305	5260.627808	0.525379	2078.7 ± 284.5	132.4± 46.9	0.07±0.31	277.4±26.3	6135.1±1040.5	0.0072 ± 0.00806
287577	5260.793143	0.361340	2303.3 ± 92.9	297.5±188.6	0.71±0.61	236.1±13.1	5330.3± 42.3	0.0665 ± 0.09236
287907	5260.525255	0.286949	1785.6 ± 57.1	151.9± 23.6	0.61±0.12	207.2± 1.8	5655.9± 45.1	0.0147 ± 0.00598
287962	5259.396809	1.203164	1163.9 ± 172.1	93.3 ± 13.9	0.46±0.35	252.1± 4.7	5784.7± 168.9	0.0080 ± 0.00593
288368	5260.215064	2.053978	1547.9 ± 61.7	70.7 ± 7.7	0.41±0.16	2.9 ± 2.1	5631.2± 66.1	0.0020 ± 0.00067
288649	5260.656385	0.362439	1495.9 ± 43.6	105.2± 16.1	0.73±0.17	229.0± 0.9	6217.8± 43.6	0.0070 ± 0.00275
289126	5260.550233	0.445852	2083.0 ± 73.6	227.7±106.9	0.19±0.16	42.7 ± 6.0	7093.8± 285.4	0.0365 ± 0.03814
289181	5260.757640	0.498088	1155.5 ± 72.8	50.3 ± 5.1	0.27±0.25	48.7 ± 6.9	5808.4± 168.5	0.0013 ± 0.00051
289831	5261.619537	0.593193	1560.2 ± 13.1	192.1± 20.7	0.73±0.06	158.2± 0.8	5718.9± 17.8	0.0390 ± 0.00939
289930	5260.560799	0.362273	2752.2 ± 74.6	44.3 ± 9.3	0.17±0.24	191.7±17.4	6316.6± 679.3	0.0002 ± 0.00010
289939	5260.100582	0.797267	1262.0 ± 360.8	66.3 ± 16.1	0.34±0.39	265.8± 4.8	5768.9± 236.7	0.0024 ± 0.00322
291500	5260.678997	0.431636	1372.8 ± 297.4	162.4± 19.6	0.03±0.42	303.2±74.4	6203.8±2200.5	0.0305 ± 0.02718
291790	5260.602922	0.377255	2538.9 ± 20.5	202.5± 26.9	0.83±0.07	158.5± 0.6	6797.6± 15.0	0.0173 ± 0.00502
291957	5260.688238	0.299651	1527.2 ± 51.6	53.1 ± 12.8	0.78±0.22	226.9± 2.2	5302.2± 38.3	0.0009 ± 0.00053
292264	5260.796456	0.345038	4760.4 ± 87.4	76.2 ± 18.4	0.89±0.17	31.7 ± 1.7	5809.0± 116.7	0.0003 ± 0.00016
292319	5260.625882	0.609871	1758.4 ± 43.2	228.6± 8.3	0.06±0.08	337.4±14.2	5341.4± 540.9	0.0518 ± 0.00758
292439	5260.770672	0.938727	1513.36±318.9	155.9± 29.9	0.13±0.55	137.1±13.7	5832.2± 539.6	0.0687 ± 0.06978
292460	5260.708591	0.433153	2210.4 ± 111.1	235.0±138.8	0.16±0.35	220.3±10.9	6031.4± 498.7	0.0356 ± 0.04742
292584	5260.163691	0.516696	1549.5 ± 60.8	84.1 ± 7.7	0.54±0.19	234.7± 1.6	6094.4± 75.9	0.0033 ± 0.00099
292597	5260.706410	0.350106	1985.6 ± 30.2	138.2± 9.3	0.46±0.07	217.3± 1.0	6031.0± 38.7	0.0090 ± 0.00162
292750	5260.722316	0.241101	1707.9 ± 44.7	81.8 ± 7.8	0.24±0.09	176.3± 1.5	5650.4± 54.1	0.0025 ± 0.00067
292772	5260.711769	0.314155	1778.2 ± 90.5	57.9 ± 27.1	0.38±0.29	132.5± 4.5	5427.2± 151.1	0.0008 ± 0.00087
292921	5260.601880	0.328176	1741.5 ± 71.0	81.9 ± 8.1	0.37±0.20	123.0± 2.7	6437.9± 83.5	0.0024 ± 0.00077
292939	5260.655143	0.486734	3147.9 ± 460.7	38.5 ± 9.8	0.31±0.29	242.8±21.7	6583.5±1067.8	0.0001 ± 0.00009
293149	5260.667978	0.486924	1089.4 ± 41.9	178.2± 31.8	0.41±0.25	1.1 ± 3.3	5439.7± 77.3	0.0639 ± 0.03018
294486	5260.888446	0.414013	1545.3 ± 77.7	117.4± 3.8	0.10±0.09	290.7± 2.2	5911.3± 61.2	0.0091 ± 0.00196
294941	5259.882405	0.721172	1830.0 ± 173.9	80.6 ± 16.9	0.10±0.24	106.8±13.5	6454.9± 499.6	0.0021 ± 0.00148
295326	5260.268188	0.417604	1732.6 ± 65.2	79.5 ± 8.6	0.69±0.17	120.4± 2.5	5177.5± 41.8	0.0022 ± 0.00072
295917	5260.692003	0.313077	2467.3 ± 96.6	151.1±128.0	0.85±0.39	35.5 ± 3.8	6180.2± 57.0	0.0076 ± 0.01377
296777	5260.625914	0.310693	1753.8 ± 115.3	65.4 ± 7.2	0.29±0.28	177.8± 3.3	4777.6± 171.6	0.0012 ± 0.00050

ID	T_0 [HJD-2450000 days]	P_1 [days]	P_2 [days]	$a \cdot \sin(i_2)$ [R_\odot]	e_2	ω_2 [deg]	τ_2 [days]	$f(m_c)$
297270	5259.846413	1.157091	1189.1± 47.9	337.9 ± 24.8	0.13±0.16	44.9 ± 8.0	6076.8±217.9	0.3658±0.09790
297569	5260.479928	0.434196	1284.3± 36.5	349.9 ±128.3	0.80±0.16	358.7± 0.5	6007.7± 28.2	0.3482±0.28504
298564	5267.951063	0.952836	1705.0± 36.8	277.0 ± 13.7	0.31±0.06	33.0 ± 0.9	5698.9± 36.2	0.0980±0.01604
300095	5260.799990	0.394840	1910.9± 76.2	89.5 ± 55.9	0.53±0.19	48.9 ± 3.7	5335.3±109.8	0.0026±0.00356
300670	5321.054322	0.481134	1413.0±510.7	113.3 ± 34.0	0.45±0.67	92.9 ± 5.9	5822.6±358.5	0.0098±0.01651
300884	5260.759065	0.269191	2217.4± 78.6	107.5 ± 10.4	0.56±0.17	139.4± 2.3	6397.3± 55.5	0.0034±0.00102
301085	5260.265733	0.641771	4072.7± 33.8	1019.9±257.8	0.54±0.55	221.5±22.7	5408.6±202.2	0.8572±0.45469
301128	5321.352463	0.291704	2082.9± 52.6	106.3 ± 12.1	0.74±0.08	223.1± 1.1	3916.7± 18.9	0.0037±0.00112
301208	5260.888728	0.236389	1917.7±209.4	112.1 ± 69.5	0.33±0.40	186.9± 6.9	7027.0±277.2	0.0051±0.00799
301510	5260.600368	0.323438	4713.4± 73.4	245.4 ± 26.3	0.71±0.08	256.7± 0.8	6353.2± 45.2	0.0089±0.00232
303382	5259.128170	1.122942	2029.5± 31.7	150.9 ± 31.3	0.64±0.14	158.6± 2.1	6882.8± 49.8	0.0112±0.00517

Figure A2. ETV-s with third body solution of the second group.