

Variational Bayesian Decision-making for Continuous Utilities

Tomasz Kuśmierczyk, Joseph Sakaya, and Arto Klami

Helsinki Institute for Information Technology HIIT
Department of Computer Science, University of Helsinki
{tomasz.kusmierczyk,joseph.sakaya,arto.klami}@helsinki.fi

December 9, 2021

Abstract

Bayesian decision theory outlines a rigorous framework for making optimal decisions based on maximizing expected utility over a model posterior. However, practitioners often do not have access to the full posterior and resort to approximate inference strategies. In such cases, taking the eventual decision-making task into account while performing the inference allows for calibrating the posterior approximation to maximize the utility. We present an automatic pipeline that co-opts continuous utilities into variational inference algorithms to account for decision-making. We provide practical strategies for approximating and maximizing the gain, and empirically demonstrate consistent improvement when calibrating approximations for specific utilities.

1 Introduction

Bayesian decision theory [1] outlines a rigorous framework for making optimal decisions based on maximizing expected utility over a model posterior. However, practitioners often do not have access to the full posterior and resort to approximate inference strategies. In such cases, taking the eventual decision-making task into account while performing the inference allows for calibrating the posterior approximation to maximize the utility. We present an automatic pipeline that co-opts continuous utilities into variational inference algorithms to account for decision-making. We provide practical strategies for approximating and maximizing the gain, and empirically demonstrate consistent improvement when calibrating approximations for specific utilities.

Bayesian decision theory [1] outlines a rigorous framework for making optimal decisions based on maximizing expected utility over a model posterior. However, practitioners often do not have access to the full posterior and resort to approximate inference strategies. In such cases, taking the eventual decision-making task into account while performing the inference allows for calibrating the posterior approximation to maximize the utility. We present an automatic pipeline that co-opts continuous utilities into variational inference algorithms to account for decision-making. We provide practical strategies for approximating and maximizing the gain, and empirically demonstrate consistent improvement when calibrating approximations for specific utilities.

Loss-calibrated inference [6] [7]

Bayesian decision theory [1] outlines a rigorous framework for making optimal decisions based on maximizing expected utility over a model posterior. However, practitioners often do not have access to the full posterior and resort to approximate inference strategies. In such cases, taking the eventual decision-making task into account while performing the inference allows for calibrating the posterior approximation to maximize the utility. We present an automatic pipeline that co-opts continuous utilities into variational inference algorithms to account for decision-making. We provide practical strategies for approximating and maximizing the gain, and empirically demonstrate consistent improvement when calibrating approximations for specific utilities.

θ

D ,
decision problem

inference,
 $p(\theta|D)$

Bayesian decision theory [1]

2]

7]

6]

2.2 Variational inference

Let $p(\theta|\mathcal{D})$ and $q_\lambda(\theta)$ be probability distributions over θ , and let $\mathcal{L}_{VI}(\lambda)$ be the Kullback-Leibler divergence between $p(\theta|\mathcal{D})$ and $q_\lambda(\theta)$:

$$\log p(\mathcal{D}) = \log \int q_\lambda(\theta) \frac{p(\mathcal{D}, \theta)}{q_\lambda(\theta)} d\theta \geq \int q_\lambda(\theta) \log \frac{p(\mathcal{D}, \theta)}{q_\lambda(\theta)} d\theta =: \mathcal{L}_{VI}(\lambda).$$

Let ϵ be a random variable

with density $q_0(\epsilon)$ and let $f(\cdot)$ be a function. Then $\theta = f(\epsilon, \lambda)$ is a random variable with density $q_\lambda(\theta)$.

Let $\mathcal{L}_{VI}(\lambda)$ be the Kullback-Leibler divergence between $p(\theta|\mathcal{D})$ and $q_\lambda(\theta)$:

Let ϵ be a random variable

with density $q_0(\epsilon)$ and let $f(\cdot)$ be a function.

Then $\theta = f(\epsilon, \lambda)$ is a random variable with density $q_\lambda(\theta)$.

Let $\mathcal{L}_{VI}(\lambda)$ be the Kullback-Leibler divergence between $p(\theta|\mathcal{D})$ and $q_\lambda(\theta)$:

Let ϵ be a random variable with density $q_0(\epsilon)$ and let $f(\cdot)$ be a function.

Then $\theta = f(\epsilon, \lambda)$ is a random variable with density $q_\lambda(\theta)$.

Let $\mathcal{L}_{VI}(\lambda)$ be the Kullback-Leibler divergence between $p(\theta|\mathcal{D})$ and $q_\lambda(\theta)$:

Let ϵ be a random variable

with density $q_0(\epsilon)$ and let $f(\cdot)$ be a function.

Then $\theta = f(\epsilon, \lambda)$ is a random variable with density $q_\lambda(\theta)$.

Let

2.3 Loss-calibrated variational inference

Let $\mathcal{G}_u(h)$ be the marginal likelihood

of u given h :

$$\log \mathcal{G}_u(h) = \log \int \frac{q_\lambda(\theta)}{q_\lambda(\theta)} p(\theta|\mathcal{D}) \tilde{u}(\theta, h) d\theta \geq -\mathbb{K}(q, p) + \underbrace{\int q_\lambda(\theta) \log \tilde{u}(\theta, h) d\theta}_{\mathbb{U}(\lambda, h) \text{ - utility-dependent term}}.$$

Let $\mathcal{L}(\lambda, h)$ be the loss function

defined by

$\mathcal{L}(\lambda, h) := \mathbb{E}_y$

$\log \mathcal{G}_u(h) - \mathbb{E}_y$

$\log \mathcal{G}_u(h)$.

Let $\mathcal{L}(\lambda, \{h\})$ be the loss function

defined by

$$\mathcal{L}(\lambda, \{h\}) = \sum_{i \in [\mathcal{D}]} (\mathbb{E}_{y_i} \mathcal{L}(\lambda, h_i) + \mathbb{U}(\lambda, h_i)) \leq \log \mathcal{G}_u(\{h\}),$$

Let $\mathcal{L}(\lambda, \{h\})$ be the loss function

defined by

$\mathcal{L}(\lambda, \{h\}) :=$

\mathbb{E}_{y_i}

$\log \mathcal{G}_u(h) - \mathbb{E}_{y_i}$

$\log \mathcal{G}_u(h)$.

Let

$\lambda :=$

$\arg \max_{\lambda}$

$\mathcal{L}(\lambda, \{h\})$,

and

$\{h\} :=$

$\arg \max_{\{h\}}$

$\mathcal{L}(\lambda, \{h\})$.

Let

$\lambda :=$

$\arg \max_{\lambda}$

$\mathcal{L}(\lambda, \{h\})$,

and

$\{h\} :=$

3 Loss calibration for continuous utilities

113.01.01.01
113.01.01.01

3.1 The calibration effect

$$u'(y, h) = \alpha \cdot u(y, h) + \beta \quad \alpha > 0 \quad [1] \quad \beta > 0$$

$$\inf_{y, h} u(y, h) = 0 \quad \cup \quad u'(y, h) = \alpha \cdot u(y, h) + \beta$$

$$\mathbb{E}_q \left[\log \left(\beta + \alpha \int p(y|\theta, \mathcal{D}) u(y, h) dy \right) \right] = \underbrace{\mathbb{E}_q \left[\log \left(1 + \frac{\alpha}{\beta} \int p(y|\theta, \mathcal{D}) u(y, h) dy \right) \right]}_{\text{expectation term}} + \log \beta,$$

$$\beta > 0 \quad \lambda, \beta > 0 \quad \log \beta \text{ is}$$

$$\beta \rightarrow \infty \quad \frac{\alpha}{\beta} \rightarrow 0 \quad \beta \rightarrow \infty \quad \alpha \rightarrow 0$$

$$\beta = 0, \quad \inf_{y, h} u'(y, h) = 0, \quad \beta = 0 \quad \cup \quad \alpha$$

3.2 Utilities and losses

$$u(y, h) \geq 0, \quad \ell(y, h) \geq 0.$$

$$M \geq \sup_{y, h} \ell(y, h) \quad [1] \quad M = \sup_{y, h} \ell(y, h) \quad M \gg \ell(y, h)$$

$$u(y, h) = M - \ell(y, h) \quad M \geq \sup_{y, h} \ell(y, h) \quad [1] \quad M = \sup_{y, h} \ell(y, h) \quad M \gg \ell(y, h)$$

$$\text{Robust maximum} \quad u(y, h) = M - \ell(y, h), \quad \ell(y, h) > M, \quad \tilde{u}(\theta, h) < 0 \quad M$$

$$\log \tilde{u}(\theta, h) = \log(M - \tilde{\ell}(\theta, h)) = \log M - \frac{\tilde{\ell}(\theta, h)}{M} + \mathcal{O} \left(\frac{\tilde{\ell}(\theta, h)^2}{M^2} \right),$$

$$\mathbb{E}_q \left[\log M - \frac{\tilde{\ell}(\theta, h)}{M} \right] = \log M - \frac{1}{M} \mathbb{E}_q \left[\tilde{\ell}(\theta, h) \right]. \quad \mathbb{E}_q[\log \tilde{u}(\theta, h)]$$

$$h \quad \lambda, \tilde{u}(\theta, h)$$

non-linear loss transformation

$$u(y, h) = M_q - \ell(y, h), \quad \S$$

in M_q is a quantile function (90%) M_q is a constant
 in M_q is a constant M_q is a constant
 $\sup_{y,h} \ell(y, h)$

Non-linear loss transformation

$$u(y, h) = e^{-\gamma \ell(y, h)}, \quad \S$$

step γ $\gamma = M_q^{-1}$
 $\ell(y, h) = 0$ $\ell(y, h) = M_q$

4 Algorithms for calibrating variational inference

Algorithm 1 λ and $\{h\}$

4.1 Monte Carlo approximation of \mathbb{U}

Algorithm 2 $\mathbb{U} = \int q_\lambda(\theta) \log \tilde{u}(\theta, h) d\theta = \int q_\lambda(\theta) \log \int p(y|\theta, \mathcal{D}) u(y, h) dy d\theta$

$$\mathbb{U}(\lambda, h) \approx \frac{1}{S_\theta} \sum_{\theta \sim q_\lambda(\theta)} \log \tilde{u}(\theta, h) = \frac{1}{S_\theta} \sum_{\epsilon \sim q_0} \log \tilde{u}(f(\epsilon, \lambda), h), \quad \S$$

in q_0 is a distribution f is a function $q_0(\epsilon)$ is a distribution $q_\lambda(\theta)$ is a distribution S_θ
 $\tilde{u}(\theta, h)$ is a function \mathcal{Y} is a set \mathbb{U} is a function λ
 h is a function y is a function

double reparametrization $p(y|\theta, \mathcal{D})$

$$\tilde{u}(\theta, h) \approx \frac{1}{S_y} \sum_{\delta \sim p_0} u(g(\delta, \theta, \mathcal{D}), h), \quad \S$$

in p_0 is a distribution λ and h is a function δ is a function $g(\cdot)$ is a function
 $y \sim p(y|\epsilon, \lambda, \mathcal{D})$ is a function

naive approximation $\tilde{u}(f(\cdot), h)$

$$\mathbb{U}(\lambda, h) \approx \frac{1}{S_\theta} \sum_{\epsilon \sim q_0} \log \left(\frac{1}{S_y} \sum_{\delta \sim p_0} u(g(\delta, f(\epsilon, \lambda), \mathcal{D}), h) \right). \quad \S$$

LOSS	EXPRESSION	BAYES ESTIMATOR
\mathbb{L}	$(h - y)^2$	$\mathbb{E}_p[y]$
\mathbb{E}	$e^{c(h-y)} - c(h - y) - 1$	$-\frac{1}{c} \log \int e^{-cy} p(y) dy$
\mathbb{A}	$ h - y $	$\mathbb{E}_p[h]$
\mathbb{H}	$\begin{cases} q \cdot h - y & y \geq h \\ (1 - q) \cdot h - y & y < h \end{cases}$	$q \mathbb{E}_p[y]$

Definition 1 (Utility function)

$$\mathbb{U}(\lambda, h) \geq \int q_\lambda(\theta) \int p(y|\theta, \mathcal{D}) \log u(y, h) dy d\theta, \quad \mathbb{U} \text{ is}$$

strictly concave

and differentiable

at h .

$$\mathbb{U}(\lambda, h) \approx -\frac{1}{MS_\theta S_y} \sum_{\epsilon \sim q_0} \sum_{\delta \sim p_0} \ell(g(\delta, f(\epsilon, \lambda), \mathcal{D}), h). \quad \mathbb{U}$$

Definition 2

\mathbb{U} is

4.2 Optimization

Given

λ is

to

find

λ .

Closed-form optimal decision

is

\mathbb{U}' , then

h is

Bayes estimator

$\mathbb{E}_p[y|\mathcal{D}]$.

Definition 3

is

Numerical optimization

is

\mathbb{U} . Objective

is

$\{h\}$ is

to

$\mathcal{D} = \arg \max_{\{h\}} \sum_{i \in [\mathcal{D}]} \mathbb{U}(\lambda, h_i)$

is

$\{h\}$ is

to

$\tilde{u}(\theta, h)$

is

$u(y, h)$

Joint optimization of decisions and approximation parameters

is

$\{h\}$ is

to

$\nabla \mathcal{L} = [\nabla_\lambda \mathbb{U}, 0, \dots, 0]^T + [\nabla_\lambda \mathbb{U}, \frac{\partial \mathbb{U}}{\partial h_1}, \dots, \frac{\partial \mathbb{U}}{\partial h_{|\mathcal{D}|}}]^T$.

is

$\{h\}$ is

$\{h\}$ is

to

5 Automatic VI for decision-making

In this section, we consider a decision-making problem where the goal is to minimize the expected loss $\mathbb{E} \ell(y, h)$ over a distribution $p(y, \theta)$ over the data \mathcal{D} . The loss function $\ell(y, h)$ is assumed to be bounded, i.e., $\inf_{\theta, y, h} u(y, h) = 0$ and $\sup_{\theta, y, h} u(y, h) = 1$. The distribution $p(y, \theta)$ is assumed to be a product of independent distributions over y and θ , i.e., $p(y, \theta) = p(y)q_\lambda(\theta)$. The distribution $q_\lambda(\theta)$ is assumed to be a product of independent distributions over the parameters θ , i.e., $q_\lambda(\theta) = \prod_{i=1}^d q_{\lambda_i}(\theta_i)$. The distribution $q_{\lambda_i}(\theta_i)$ is assumed to be a normal distribution with mean μ_i and variance τ_i^2 , i.e., $q_{\lambda_i}(\theta_i) = \mathcal{N}(\theta_i; \mu_i, \tau_i^2)$. The distribution $p(y)$ is assumed to be a normal distribution with mean μ and variance σ^2 , i.e., $p(y) = \mathcal{N}(y; \mu, \sigma^2)$. The distribution $p(y, \theta)$ is assumed to be a product of independent distributions over y and θ , i.e., $p(y, \theta) = p(y)q_\lambda(\theta)$. The distribution $q_\lambda(\theta)$ is assumed to be a product of independent distributions over the parameters θ , i.e., $q_\lambda(\theta) = \prod_{i=1}^d q_{\lambda_i}(\theta_i)$. The distribution $q_{\lambda_i}(\theta_i)$ is assumed to be a normal distribution with mean μ_i and variance τ_i^2 , i.e., $q_{\lambda_i}(\theta_i) = \mathcal{N}(\theta_i; \mu_i, \tau_i^2)$. The distribution $p(y)$ is assumed to be a normal distribution with mean μ and variance σ^2 , i.e., $p(y) = \mathcal{N}(y; \mu, \sigma^2)$.

6 Experiments

In this section, we evaluate the performance of the proposed method on a decision-making problem. The performance is measured by the empirical risk reduction (ERR) and the empirical risk (ER). The ERR is defined as $\mathcal{I} = \frac{\mathcal{E}R_{VI} - \mathcal{E}R_{LCVI}}{\mathcal{E}R_{VI}}$, and the ER is defined as $\mathcal{E}R_{ALG} = \frac{1}{|\mathcal{D}_{test}|} \sum_{i \in [\mathcal{D}_{test}]} \ell(y_i, h_i^{ALG})$. The proposed method is compared against the LCVI method. The results are shown in Table 1. The proposed method achieves a higher ERR and a lower ER than the LCVI method. The proposed method is also more robust to the choice of the hyperparameters λ and τ .

Method	ERR	ER
Proposed	0.15	0.25
LCVI	0.10	0.30

6.1 Illustration on hierarchical model

In this section, we illustrate the proposed method on a hierarchical model. The model is defined by the following distributions: $\mu \sim \mathcal{N}(0, 5)$, $\tau \sim \mathcal{N}(0, 5)$, $\theta_j \sim \mathcal{N}(\mu, \tau^2)$, and $y_j \sim \mathcal{N}(\theta_j, \sigma_j^2)$. The distribution $p(y, \theta)$ is assumed to be a product of independent distributions over y and θ , i.e., $p(y, \theta) = p(y)q_\lambda(\theta)$. The distribution $q_\lambda(\theta)$ is assumed to be a product of independent distributions over the parameters θ , i.e., $q_\lambda(\theta) = \prod_{i=1}^d q_{\lambda_i}(\theta_i)$. The distribution $q_{\lambda_i}(\theta_i)$ is assumed to be a normal distribution with mean μ_i and variance τ_i^2 , i.e., $q_{\lambda_i}(\theta_i) = \mathcal{N}(\theta_i; \mu_i, \tau_i^2)$. The distribution $p(y)$ is assumed to be a normal distribution with mean μ and variance σ^2 , i.e., $p(y) = \mathcal{N}(y; \mu, \sigma^2)$.

¹<https://github.com/tkusmierczyk/lcvi>

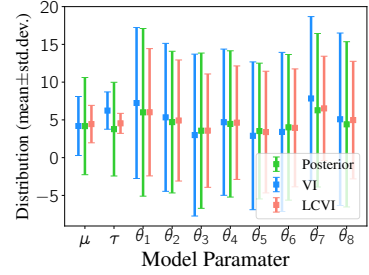
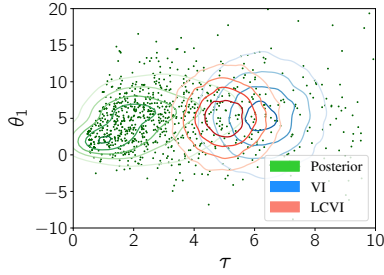
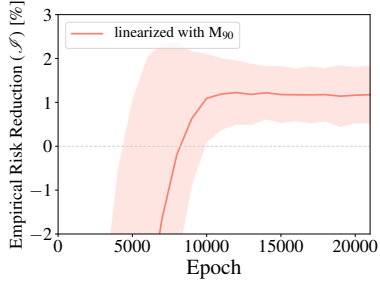


Figure 1

$q = 0.2$

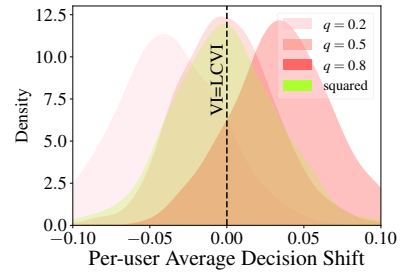
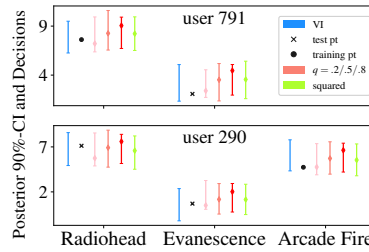
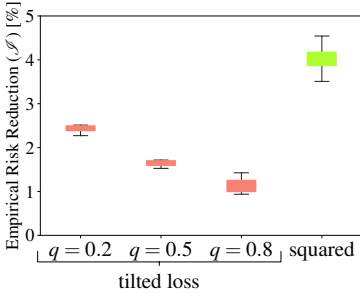


Figure 2

Last.fm

U is a $M \times N$ matrix
 $\mathcal{D}_{\text{test}} = \mathcal{D}$
 1
 τ and θ

90% CI and Decisions

1%

6.2 Matrix factorization and music consumption

C is a $M \times N$ matrix
 $Y = \log(1 + C)$

Last.fm

$$Y \sim N(ZW, \sigma_y) \quad W_{ik} \sim N(0, \sigma_w) \quad Z_{kj} \sim N(0, \sigma_z).$$

§

Y is a 1000×1000 matrix
 $K = 20$

Z and W are 10×1000 matrices

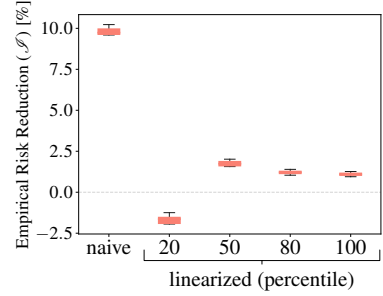
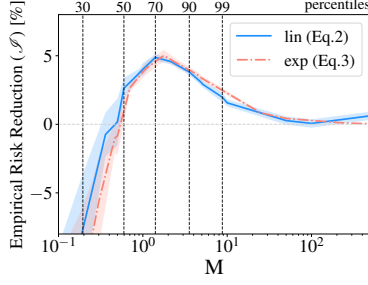
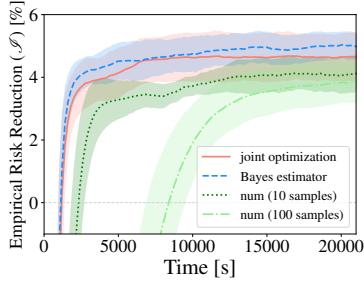
$q(\theta) =$

$$\prod_k \left[\prod_i q_{\lambda_{w_{ik}}} (w_{ik}) \prod_j q_{\lambda_{z_{kj}}} (z_{kj}) \right]$$

$$q = 0.2/0.5/0.8$$

$$1 - 4\%$$

M_{90}



λ and $\{h\}$ are parameters of the model. The optimization process involves finding the best values for these parameters to minimize the empirical risk.

The last function $L(\lambda, h)$ is defined as the empirical risk, which is the average loss over the training data.

λ and $\{h\}$ are parameters of the model.

$U(\lambda, h)$ is the utility function, which represents the expected performance of the model on new data.

70% of the time, the model's performance is within a certain range.

The empirical risk reduction is a measure of how well the model performs on the training data. It is calculated as the difference between the empirical risk of the naive model and the empirical risk of the optimized model.

$q = 0.5$ is the median of the distribution of the empirical risk reduction.

90% of the time, the model's performance is within a certain range.

q is the median of the distribution of the empirical risk reduction.

change in the empirical risk reduction.

6.3 Algorithm performance

Optimization algorithm: The algorithm used to find the best parameters for the model.

λ and $\{h\}$ are parameters of the model. The optimization process involves finding the best values for these parameters to minimize the empirical risk. The empirical risk is defined as $S_{\theta} S_y = 100$ for the naive model and $S_{\theta} S_y = 10$ for the optimized model.

Calibrating with losses: The process of adjusting the model's parameters to minimize the loss.

$l(y, h)$ is the loss function, which measures the difference between the predicted value and the actual value. The empirical risk is defined as $M < \sup l(y, h)$. The empirical risk reduction is defined as M_{50} and M_{95} .

Effect of linearization: The process of approximating the loss function with a linear function.

$u(y, h) = e^{-(h-y)^2}$ is the utility function. The empirical risk reduction is defined as U . The empirical risk reduction is defined as M .

7 Discussion

© 2018 IEEE

10.1109/ICML.2018.8446444

10.1109/ICML.2018.8446444

10.1109/ICML.2018.8446444

10.1109/ICML.2018.8446444

10.1109/ICML.2018.8446444

10

5] [sagfghjkl](#)

10.1109/ICML.2018.8446444

10.1109/ICML.2018.8446444

10.1109/ICML.2018.8446444

10.1109/ICML.2018.8446444

10.1109/ICML.2018.8446444

10.1109/ICML.2018.8446444

© 2018 IEEE

10.1109/ICML.2018.8446444

[8, 9, 2] [sagfghjkl](#)

10.1109/ICML.2018.8446444

10.1109/ICML.2018.8446444

8] [sagfghjkl](#)

2] [sagfghjkl](#)

10.1109/ICML.2018.8446444

10.1109/ICML.2018.8446444

10.1109/ICML.2018.8446444

10.1109/ICML.2018.8446444

10.1109/ICML.2018.8446444

9] [sagfghjkl](#)

Acknowledgements

© 2018 IEEE

10.1109/ICML.2018.8446444

10.1109/ICML.2018.8446444

References

- [1] James O Berger. *Statistical Decision Theory and Bayesian Analysis; 2nd edition*. Springer Series in Statistics. Springer, New York, 1985.
- [2] David M. Blei, Alp Kucukelbir, and Jon D. McAuliffe. Variational Inference: A Review for Statisticians. *Journal of the American Statistical Association*, 112(518), 2017.
- [3] Andrew Gelman, Aki Vehtari, Pasi Jylänki, Tuomas Sivula, Dustin Tran, Swupnil Sahai, Paul Blomstedt, John P Cunningham, David Schiminovich, and Christian Robert. Expectation propagation as a way of life: A framework for Bayesian inference on partitioned data. *arXiv preprint arXiv:1412.4869*, 2017.
- [4] Thomas P. Minka. Expectation Propagation for Approximate Bayesian Inference. In *Proceedings of the 17th Conference on Uncertainty in Artificial Intelligence*, 2001.
- [5] Simon Lacoste-Julien, Ferenc Huszár, and Zoubin Ghahramani. Approximate inference for the loss-calibrated Bayesian. In *Proceedings of the 14th International Conference on Artificial Intelligence and Statistics*, 2011.
- [6] Ehsan Abbasnejad, Justin Domke, and Scott Sanner. Loss-calibrated Monte Carlo Action Selection. In *Proceedings of the Twenty-Ninth AAAI Conference on Artificial Intelligence*, 2015.
- [7] Adam D Cobb, Stephen J Roberts, and Yarin Gal. Loss-Calibrated Approximate Inference in Bayesian Neural Networks. In *Theory of Deep Learning workshop, ICML*, 2018.
- [8] Andrew Gelman, Hal S Stern, John B Carlin, David B Dunson, Aki Vehtari, and Donald B Rubin. *Bayesian Data Analysis*. Chapman and Hall/CRC, 2013.
- [9] Yuling Yao, Aki Vehtari, Daniel Simpson, and Andrew Gelman. Yes, but did it work?: Evaluating variational inference. In *Proceedings of the 35th International Conference on Machine Learning*, 2018.

- [10] Christian Robert. *The Bayesian Choice: From Decision-Theoretic Foundations to Computational Implementation*. Springer Texts in Statistics. Springer New York, 2007.
- [11] Bob Carpenter, Andrew Gelman, Matthew D Hoffman, Daniel Lee, Ben Goodrich, Michael Betancourt, Marcus Brubaker, Jiqiang Guo, Peter Li, and Allen Riddell. Stan: A Probabilistic Programming Language. *Journal of Statistical Software*, 76(1), 2017.
- [12] Rajesh Ranganath, Sean Gerrish, and David Blei. Black Box Variational Inference. In *Proceedings of the 17th International Conference on Artificial Intelligence and Statistics*, 2014.
- [13] Michalis Titsias and Miguel Lázaro-Gredilla. Doubly Stochastic Variational Bayes for non-Conjugate Inference. In *Proceedings of 31st International Conference on Machine Learning*, 2014.
- [14] Christian Naesseth, Francisco Ruiz, Scott Linderman, and David Blei. Reparameterization Gradients through Acceptance-Rejection Sampling Algorithms. In *Proceedings of the 20th International Conference on Artificial Intelligence and Statistics*, 2017.
- [15] Francisco J.R. Ruiz, Michalis Titsias, and David Blei. The Generalized Reparameterization Gradient. In *Advances in Neural Information Processing Systems 29*, 2016.
- [16] Mikhail Figurnov, Shakir Mohamed, and Andriy Mnih. Implicit Reparameterization Gradients. *Advances in Neural Information Processing Systems 31*, 2018.
- [17] Jeremias Knoblauch, Jack Jewson, and Theodoros Damoulas. Generalized Variational Inference. *arXiv preprint arXiv:1904.02063*, 2019.
- [18] Fangjian Guo, Xiangyu Wang, Kai Fan, Tamara Broderick, and David B Dunson. Boosting Variational Inference. *arXiv preprint arXiv:1611.05559*, 2017.
- [19] Francesco Locatello, Gideon Dresdner, Rajiv Khanna, Isabel Valera, and Gunnar Raetsch. Boosting Black Box Variational Inference. *Advances in Neural Information Processing Systems 31*, 2018.
- [20] Matthew Hoffman and David Blei. Stochastic Structured Variational Inference. In *Proceedings of the 18th International Conference on Artificial Intelligence and Statistics*, 2015.
- [21] Danilo Rezende and Shakir Mohamed. Variational Inference with Normalizing Flow. In *Proceedings of the 32nd International Conference on Machine Learning*, 2015.
- [22] Yee W Teh, David Newman, and Max Welling. A collapsed variational Bayesian inference algorithm for latent Dirichlet allocation. In *Advances in Neural Information Processing Systems 19*, 2007.
- [23] Tom Schaul and Yann LeCun. Adaptive learning rates and parallelization for stochastic, sparse, non-smooth gradients. In *Proceedings of the 1st International Conference on Learning Representations*, 2013.
- [24] Diederik P. Kingma and Jimmy Ba. Adam: A method for stochastic optimization. In *Proceedings of the 3rd International Conference on Learning Representations*, 2015.
- [25] Thierry Bertin-Mahieux, Daniel P.W. Ellis, Brian Whitman, and Paul Lamere. The Million Song Dataset. In *Proceedings of the 12th International Conference on Music Information Retrieval*, 2011.
- [26] Andriy Mnih and Ruslan Salakhutdinov. Probabilistic Matrix Factorization. In *Advances in Neural Information Processing Systems 20*, 2008.
- [27] Liqun Chen, Chenyang Tao, Ruiyi Zhang, Ricardo Henao, and Lawrence Carin Duke. Variational inference and model selection with generalized evidence bounds. In *Proceedings of the 35th International Conference on Machine Learning*, 2018.
- [28] Tom Rainforth, Adam R. Kosiorek, Tuan Anh Le, Chris J. Maddison, Maximilian Igl, Frank Wood, and Yee Whye Teh. Tighter variational bounds are not necessarily better. *Proceedings of the 35th International Conference on Machine Learning*, 2018.
- [29] Tomasz Kuśmierczyk, Joseph Sakaya, and Arto Klami. Correcting Predictions for Approximate Bayesian Inference. *arXiv preprint arXiv:1909.04919*, 2019.