

Open Research Knowledge Graph: Next Generation Infrastructure for Semantic Scholarly Knowledge

Mohamad Yaser Jaradeh
L3S Research Center, Leibniz
University of Hannover
jaradeh@l3s.de

Allard Oelen
L3S Research Center, Leibniz
University of Hannover
oelen@l3s.de

Kheir Eddine Farfar
TIB Leibniz Information Centre for
Science and Technology
kheir.farfar@tib.eu

Manuel Prinz
TIB Leibniz Information Centre for
Science and Technology
manuel.prinz@tib.eu

Jennifer D'Souza
TIB Leibniz Information Centre for
Science and Technology
jennifer.dsouza@tib.eu

Gábor Kismihók
TIB Leibniz Information Centre for
Science and Technology
gabor.kismihok@tib.eu

Markus Stocker
TIB Leibniz Information Centre for
Science and Technology
markus.stocker@tib.eu

Sören Auer
TIB Leibniz Information Centre for
Science and Technology, L3S
Research Center, Leibniz University
of Hannover
auer@tib.eu

ABSTRACT

Despite improved digital access to scholarly knowledge in recent decades, scholarly communication remains exclusively document-based. In this form, scholarly knowledge is hard to process automatically. In this paper, we present the first steps towards a knowledge graph based infrastructure that acquires scholarly knowledge in machine actionable form thus enabling new possibilities for scholarly knowledge curation, publication and processing. The primary contribution is to present, evaluate and discuss multi-modal scholarly knowledge acquisition, combining crowdsourced and automated techniques. We present the results of the first user evaluation of the infrastructure with the participants of a recent international conference. Results suggest that users were intrigued by the novelty of the proposed infrastructure and by the possibilities for innovative scholarly knowledge processing it could enable.

KEYWORDS

Information Science, Knowledge Graph, Knowledge Capture, Research Infrastructure, Scholarly Communication

1 INTRODUCTION

Documents are central to scholarly communication. In fact, nowadays almost all research findings are communicated by means of digital scholarly articles. However, it is difficult to automatically process scholarly knowledge communicated in this form. The content of articles can be indexed and exploited for search and mining, but knowledge represented in form of text, images, diagrams, tables, or mathematical formulas cannot be easily processed and analysed automatically. The primary machine-supported tasks are largely limited to classic information retrieval. Current scholarly knowledge curation, publishing and processing does not exploit modern information systems and technologies to their full potential [31]. As a consequence, the global scholarly knowledge base continues to be little more than a distributed digital document repository.

The key issue is that digital scholarly articles are mere analogues of their print relatives. In the words of Van de Sompel and Lagoze [20] dating back to 2009 and earlier: “The current scholarly communication system is nothing but a scanned copy of the paper-based system.” A further decade has gone by and this observation continues to be true.

Print and digital media suffer from similar challenges. However, given the dramatic increase in output volume and travel velocity of modern research [12] as well as the advancements in information technologies achieved over the past decades, the challenges are more obvious and urgent today than at any time in the past.

Scholarly knowledge remains as ambiguous and difficult to reproduce [13] in digital as it used to be in print. Moreover, addressing modern societal problems relies on interdisciplinary research. Answers to such problems are debated in scholarly discourse spanning often dozens and sometimes hundreds of articles [3]. While citation does link articles, their contents are hardly interlinked and generally not machine actionable. Therefore, processing scholarly knowledge remains a manual, and tedious task.

Furthermore, document-based scholarly communication stands in stark contrast to the digital transformation seen in recent years in other information rich publishing and communication services. Examples include encyclopedia, mail order catalogs, street maps or phone books. For these services, traditional document-based publication was not just digitized but has seen the development of completely new means of information organization and access. The striking difference with scholarly communication is that these digital services are not mere digital versions of their print analogues but entirely novel approaches to information organization, access, sharing, collaborative generation and processing.

There is an urgent need for a more flexible, fine-grained, context sensitive and machine actionable representation of scholarly knowledge and corresponding infrastructure for knowledge curation, publishing and processing [28, 46]. We suggest that representing

scholarly knowledge as structured, interlinked, and semantically rich knowledge graphs is a key element of a technical infrastructure [7]. While the technology for representing, managing and processing scholarly knowledge in such form is largely in place, we argue that one of the most pressing concerns is how scholarly knowledge can be acquired as it is generated along the research lifecycle, primarily during the *Conducting* step [47].

In this article, we introduce the Open Research Knowledge Graph (ORKG) as an infrastructure for the acquisition, curation, publication and processing of semantic scholarly knowledge. We present, evaluate and discuss ORKG based scholarly knowledge acquisition using crowdsourcing and text mining techniques as well as knowledge curation, publication and processing. The alpha release of the ORKG is available online¹. Users can provide feedback on issues and features, guide future development with requirements, contribute to implementation and last but not least populate the ORKG with content.

2 PROBLEM STATEMENT

We illustrate the problem with an example from life sciences. When searching for publications on the popular Genome editing method CRISPR/Cas in scholarly search engines we obtain a vast amount of search results. Google Scholar, for example, currently returns more than 50 000 results, when searching for the search string 'CRISPR Cas'. Furthermore, research questions often require complex queries relating numerous concepts. Examples for CRISPR/Cas include: How good is CRISPR/Cas w.r.t. precision, safety, cost? How is genome editing applied to insects? Who has applied CRISPR/Cas to butterflies? Even if we include the word 'butterfly' to the search query we still obtain more than 600 results, many of which are not relevant. Furthermore, relevant results might not be included (e.g., due to the fact that the technical term for butterfly is *Lepidoptera*, which combined with 'CRISPR Cas' returns over 1 000 results). Finally, virtually nothing about the returned scholarly knowledge in the returned documents is machine actionable: human experts are required to further process the results.

We argue that keyword-based information retrieval and document-based results no longer adequately meet the requirements of research communities in modern scholarly knowledge infrastructures [24] and processing of scholarly knowledge in the digital age. Furthermore, we suggest that automated techniques to identify concepts, relations and instances in text [44], despite decades of research, do not and unlikely will reach a sufficiently high granularity and accuracy for useful applications. Automated techniques applied on published legacy documents need to be complemented with techniques that acquire scholarly knowledge in machine actionable form as knowledge is generated along the research lifecycle. As Mons suggested [37], we may fundamentally question "Why bury [information in plain text] first and then mine it again."

This article tackles the following research questions:

- Are authors willing to contribute structured descriptions of the key research contribution(s) published in their articles using a fit-for-purpose infrastructure, and what is the user acceptance of the infrastructure?

- Can the infrastructure effectively integrate crowdsourcing and automated techniques for multi-modal scholarly knowledge acquisition?

3 RELATED WORK

Representing encyclopedic and factual knowledge in machine actionable form is increasingly feasible. This is underscored by knowledge graphs such as Wikidata [48], domain-specific knowledge graphs [18] as well as industrial initiatives at Google, IBM, Bing, BBC, Thomson Reuters, Springer Nature, among others.

In the context of scholarly communication and its operational infrastructure the focus has so far been on representing, managing and linking *metadata* about articles, people, data and other relevant entities. The Research Graph [5] is a prominent example of an effort that aims to link publications, datasets and researchers. The Scholix project [16], driven by a corresponding Research Data Alliance working group and associated organizations, standardized the information about the links between scholarly literature and data exchanged among publishers, data repositories, and infrastructures such as DataCite, Crossref, OpenAIRE and PANGAEA. The Research Objects [8] project proposed a machine readable abstract structure that relates the products of a research investigation, including articles, data and other research artifacts. The RMap Project [30] aims at preserving "the many-to-many complex relationships among scholarly publications and their underlying data." Sadeghi et al. [42] proposed to integrate bibliographic metadata in a knowledge graph.

Some initiatives such as the Semantic Publishing and Referencing (SPAR) Ontologies [39] and the Journal Article Tag Suite [22] extended the representation to *document structure* and more fine-grained elements. Others proposed comprehensive *conceptual models* for scholarly knowledge that capture problems, methods, theories, statements, concepts and their relations [14, 21, 31, 36]. Allen, R.B. [1, 2] explored issues related to implementing entire research reports as structured knowledge bases. Fathalla et al. [25] proposed to semantically represent key findings of survey articles by describing research problems, approaches, implementations and evaluations. Nanopublications [27] is a further approach to describe scholarly knowledge in structured form. Natural Language Processing based Semantic Scholar [4] and the Machine Learning focused paperswithcode.com (PWC) are related systems. Key distinguishing aspects among these systems and the ORKG are the granularity of acquired knowledge (specifically, article bibliographic metadata vs. the materials and methods used and results obtained) and the methods used to acquire knowledge (specifically, automated techniques vs. crowdsourcing).

There has been some work on enriching documents with semantic annotations. Examples include Dokie.li [17], RASH [40] or MicroPublications [19] for HTML and SALT [29] for \LaTeX . Other efforts focused on developing ontologies for representing scholarly knowledge in specific domains, e.g. mathematics [34].

A knowledge graph for research as proposed here must build, integrate and further advance these and other related efforts and, most importantly, translate what has been proposed so far in isolated prototypes into operational and sustained scholarly infrastructure. There has been work on some pieces but the puzzle has obviously

¹<https://labs.tib.eu/orkg/>

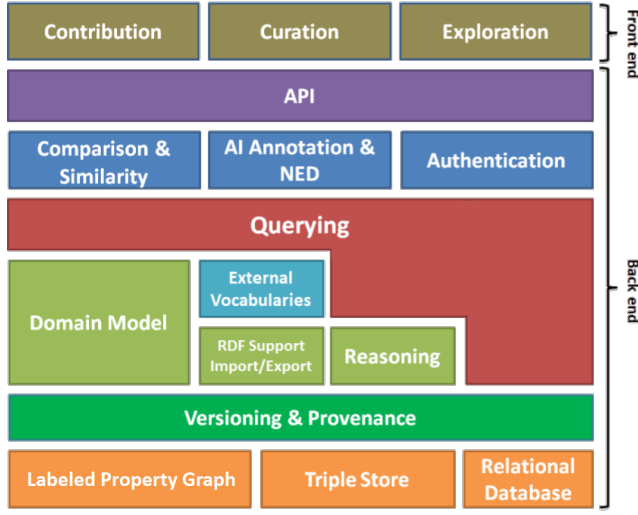


Figure 1: ORKG layered architecture from data persistence to services.

not been solved or more of scientific knowledge would be available today in structured form.

4 OPEN RESEARCH KNOWLEDGE GRAPH

We propose to leverage knowledge graphs to represent scholarly knowledge communicated in the literature. We call this knowledge graph the Open Research Knowledge Graph² (ORKG). Crucially, the proposed knowledge graph does not merely contain (bibliographic) metadata (e.g., about articles, authors, institutions) but semantic (i.e., machine actionable) descriptions of scholarly knowledge.

4.1 Architecture

The infrastructure design follows a classical layered architecture. As depicted in Figure 1, a persistence layer abstracts data storage implemented by labeled property graph (LPG), triple store, and relational database storage technology, each serving specific purposes. Versioning and provenance handles tracking changes to stored data.

The domain model specifies `ResearchContribution`, the core information object of the ORKG. A `ResearchContribution` relates the `ResearchProblem` addressed by the contribution with the `ResearchMethod` and (at least one) `ResearchResult`. Currently, we do not further constrain the description of these resources. Users can adopt arbitrary third-party vocabularies to describe problems, methods, and results. For instance, users could use the Ontology for Biomedical Investigations as a vocabulary to describe statistical hypothesis tests.

Research contributions are represented by means of a graph data model. Similarly to the Research Description Framework [15] (RDF), the data model is thus centered around the concept of a statement, a triple consisting of two nodes (resources) connected by a directed edge. In contrast to RDF, the data model allows to uniquely identify instances of edges and to qualify these instances (i.e., annotate edges and statements). As metadata of statements,

²<http://orkg.org>

provenance information is a concrete and relevant application of such annotation.

RDF import and export enables data synchronization between LPG and triple store, which enables SPARQL and reasoning. Querying handles the requests by services for reading, updating, and creating content in databases. The following layer is for modules that implement infrastructure features such as authentication or comparison and similarity computation. The REST API acts as the connector between features and services for scholarly knowledge contribution, curation and exploration.

ORKG users in author, researcher, reviewer or curator roles interact differently with its services. Exploration services such as State-of-the-Art comparisons are useful in particular for researchers and reviewers. Contribution services are primarily for authors who intend to contribute content. Curation services are designed for domain specialists more broadly to include for instance subject librarians who support quality control, enrichment and other content organization activities.

4.2 Features

The ORKG services are underpinned by numerous features that, individually or in combination, enable services. We present the most important current features next.

State-of-the-Art (SOTA) comparison. SOTA comparison extracts similar information shared by user selected research contributions and presents comparisons in tabular form. Such comparisons rely on extracting the set of semantically similar predicates among compared contributions.

We use FastText [11] word embeddings to generate a similarity matrix γ

$$\gamma = \left[\cos(\vec{p}_i, \vec{p}_j) \right] \quad (1)$$

with the cosine similarity of vector embeddings for predicate pairs $(p_i, p_j) \in \mathcal{R}$, whereby \mathcal{R} is the set of all research contributions.

Furthermore, we create a mask matrix Φ that selects predicates of contributions $c_i \in \mathcal{C}$, whereby \mathcal{C} is the set of research contributions to be compared. Formally,

$$\Phi_{i,j} = \begin{cases} 1 & \text{if } p_j \in c_i \\ 0 & \text{otherwise} \end{cases} \quad (2)$$

Next, for each selected predicate p we create the matrix φ that slices Φ to include only similar predicates. Formally,

$$\varphi_{i,j} = (\Phi_{i,j})_{\substack{c_i \in \mathcal{C} \\ p_j \in \text{sim}(p)}} \quad (3)$$

where $\text{sim}(p)$ is the set of predicates with similarity values $\gamma[p] \geq T = 0.9$ with predicate p . The threshold T is computed empirically. Finally, φ is used to efficiently compute the common set of predicates and their frequency.

Contribution similarity. Contribution similarity is a feature used to explore related work, find or recommend comparable research contributions. The sub-graphs $G(r_i)$ for each research contribution $r_i \in \mathcal{R}$ are converted into document D by concatenating the labels of subject s , predicate p , and object o , of all statements $(s, p, o) \in G(r_i)$. We then use TF/IDF [41] to index and retrieve the

most similar contributions with respect to some query q . Queries are constructed in the same manner as documents D .

Automated Information Extraction. The ORKG uses machine learning for automated extraction of scientific knowledge from literature. Of particular interest are the NLP tasks named entity recognition as well as named entity classification and linking.

As a first step, we trained a neural network based machine learning model for named entity recognition using in-house developed annotations on the Elsevier Labs corpus of Science, Technology, and Medicine³ (STM) for the following generic concepts: process, method, material and data. We use the Beltagy et al. [9] Named Entity Recognition task-specific neural architecture atop pretrained SciBERT embeddings with a CRF-based sequence tag decoder [35].

Linking scientific knowledge to existing knowledge graphs including those from the open domain such as DBpedia [6] as well as domain specific graphs such as ULMS [10] is another important feature. Most importantly, such linking enables semi-automated enrichment of research contributions.

4.3 Implementation

The infrastructure consists of two main components: the *back end* with the business logic, system features and a set of APIs used by services and third party apps; and the *front end*, i.e. the User Interface (UI).

Back end. The back end is written in Kotlin [33], within the Spring Boot 2 framework. The data is stored in a Neo4j Labeled Property Graph (LPG) database accessed via the Spring Data Neo4j's Object Graph Mapper (OGM). Data can be queried using Cypher, Neo4j's native query language. The back end is exposed via a JSON RESTful API accessed by applications, including the ORKG front end. A technical documentation of the current API specification is available online⁴.

Data can be exported to RDF via the Neo4j Semantics extension⁵. Due to the differences between our graph model and RDF, a "se-mantification" needs to occur. Most importantly, the ORKG back end auto-generates URIs. Mapping (or changing) these URIs to an existing ontology must be done manually. The Semantics extension also allows importing RDF data and ontologies. The Web Ontology Language is, however, not fully supported.

In order to enrich ORKG data, we support linking to data from other sources. Of particular interest are systems that collect, curate and publish bibliographic metadata or data about entities relevant to scholarly communication, such as people and organizations. Rather than collecting such metadata ourselves we thus link and integrate with relevant systems (e.g., DataCite, Crossref) and their data via identifiers such as DOI, ORCID or ISNI.

Front end. The ORKG front end is a Web-based tool for, among other users, researchers and librarians and supports searching, exploring, creating and modifying research contributions. Figure 2 depicts the wizard that guides users in creating research contributions. Figure 3 depicts comparing *Quick Sort* to other research contributions. This service combines the similarity and comparison

Specify research contributions

Figure 2: Snapshot of the create research contribution wizard in the front end.

Compare:
Implementing quicksort programs

Add to comparison

Properties	82 % Algorithm and hardware for a merge sort using... Contribution #2	71 % A variant of heapsort with almost optimal number... Contribution #1	37 % Bubble sort: an archaeological algorithmic... Contribution #3
Algorithm	Merge sort	Heap sort	Bubble sort
Problem	Efficient sorting	Efficient sorting	Sorting
Programming language	C++	Empty	Python
Stable	✓	✗	✗
Best complexity	$n \log n$	n	n

2 more

Figure 3: State-of-the-Art comparison between "Quick Sort" and other similar research contributions.

features to deliver the depicted table. The table can be shared via a persistent link and exported to different formats, including LaTeX, CSV and PDF.

The front end was built with the following two key requirements in mind: (1) *Usability* to enable a broad range of users, in particular researchers across disciplines, to contribute, curate and explore research contributions; and (2) *Flexibility* to enable maximum degree of freedom in describing research contributions.

It is implemented according to the ES6 standard of JavaScript using the React⁶ framework. The Bootstrap⁷ framework is used for responsive interface components.

The front end design takes great care to deliver the best possible overall experience for a broad range of users, in particular researchers not familiar with knowledge graph technology. User evaluations are a key instrument to continually validate the development and understand requirements.

⁶<https://reactjs.org/>

⁷<https://getbootstrap.com>

⁸Meaning that the participant added information following some organization scheme, including distinct and possibly further refined problem, method and result.

³<https://github.com/elsevierlabs/OA-STM-Corpus>

⁴<http://tib.eu/c28v>

⁵<https://github.com/jbarrasa/neosemantics>

Table 1: Overview of answers to the key aspects covered by the evaluation questionnaire and other metrics recorded during the interviews.

Participant Nr	Navigation 5 = Very intuitive	Terminology 5 = Easy to understand	Auto Complete 5 = Very helpful	Guidance Needed 5 = All the time	Suggest To Others 9 = Very likely	UI likeness 9 = Very much	Time in mins	Number of Triples	Properly Structured ⁸
1	4	4	5	3	2	66	16	56	✓
2	2	3	5	4	8	7	19	35	✗
3	4	5	5	3	9	7	15	81	✓
4	3	3	5	3	6	7	13	27	✗
5	4	3	5	3	6	8	14	48	✗
6	4	3	5	3	8	9	13	23	✗
7	3	4	5	3	7	6	19	57	✓
8	3	2	4	3	8	6	13	56	✓
9	4	5	3	3	7	5	14	55	✗
10	4	5	5	1	8	8	22	68	✓
11	4	5	5	1	8	8	20	55	✓
12	-	-	-	-	-	-	21	71	✗
Average	4	4	5	3	7	7	17	53	-

5 EVALUATIONS

The ORKG infrastructure, its services, features, performance and usability are continually evaluated to inform the next iteration and future developments. Among other preliminary evaluations and results, we present here the *first* front end user evaluation, which informed the second iteration of front end development, presented in this paper.

5.1 Front end Evaluation

Following a qualitative approach, the evaluation of the first iteration of front end development aimed to determine user performance, identify major (positive and negative) aspects, and user acceptance/perception of the system. The evaluation process had two components: (1) instructed interaction sessions and (2) a short evaluation questionnaire. This evaluation resulted in data relevant to our first research question.

We conducted instructed interaction sessions with 12 authors of articles presented at the DILS2018⁹ conference. The aim of these sessions was to get first-hand observations and feedback. The sessions were conducted with the support of two instructors. At the start of each session, the instructor briefly explained the underlying principles of the infrastructure, including how it works and what is required from authors to complete the task, i.e. create a structured description of the key research contribution in their article presented at the conference. Then, participants engaged with the system without further guidance from the instructor. However, at any time they could ask the instructor for assistance. For each participant, we recorded the time required to complete the task (to determine the mean duration of a session), the instructor's notes and the participant's comments.

In addition to the instructed interaction sessions, participants were invited to complete a short evaluation questionnaire. The questionnaire is available online¹⁰. Its aim was to collect further insights into user experience. Since the quantity of collected data was insufficient to establish any correlational or causal relationship [32], the questionnaire was treated as a qualitative instrument. The paper-based questionnaire consisted of 11 questions. These were

designed to capture participant thoughts regarding the positive and negative aspects of the system following their instructed interaction session. Participants completed their questionnaire after the instructed interaction session. All 12 participants answered the questionnaire. The interaction notes, participant comments and the time recordings were collected together with questionnaire responses and analysed in light of our research questions.

A dataset summarizing the research contributions collected in the experiment is available online¹¹. The data is grouped into four main categories. *Research Problem* describes the main question or issue addressed by the research contribution. Participants used a variety of properties to describe the problem, e.g. problem, addresses, subject, proposes and topic. *Approach* describes the solution taken by the authors. Properties used included approach, uses, prospective work, method, focus and algorithm. *Implementation & Evaluation* were the most comprehensively described aspects, arguably because it was easier for participants to describe technical details compared to describing the problem or the approach.

In summary, 75% of the participants found the front end developed in the first iteration fairly intuitive and easy to use. Among the participants, 80% needed guidance only at the beginning while 10% did not need guidance. The time required to complete the task was 17 minutes on average, with a minimum of 13 minutes and a maximum of 22 minutes. Five out of twelve participants suggested to make the front end more keyboard-friendly to ease the creation of research contributions. As participant #3 stated: "More description in advance can be helpful." Two participants commented that the navigation process throughout the system is complicated for first-time users and suggested alternative approaches. As an example, participant #5 suggested to "Use breadcrumbs to navigate."

Four participants wished for a visualisation (i.e., graph chart) to be available when creating new research contributions. For instance, participant #1 commented that "It could be helpful to show a local view of the graph while editing." This type of visualisation could facilitate comprehension and ease curation. Another participant suggested to integrate a document (PDF) viewer and highlight relevant passages or phrases. Participant #4 noted that "If I could

⁹<https://www.springer.com/us/book/9783030060152>

¹⁰<https://doi.org/10.5281/zenodo.2549918>

¹¹<https://doi.org/10.5281/zenodo.3340954>

Table 2: Time (in seconds) needed to perform State-of-the-Art comparisons with 2-8 research contributions using the baseline and ORKG approaches.

	Number of compared research contributions						
	2	3	4	5	6	7	8
Baseline	0.00026	0.1714	0.763	4.99	112.74	1772.8	14421
ORKG	0.0035	0.0013	0.01158	0.02	0.0206	0.0189	0.0204

highlight the passages directly in the paper and add predicates there, it would be more intuitive and save time.”

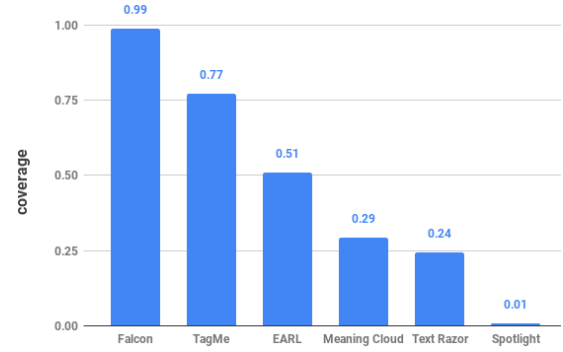
Further details of the questionnaire, including participant ratings on main issues, are summarized in Table 1. While the cohort of participants was too small for statistically significant conclusions, these results provided a number of important suggestions that informed the second iteration of front end development, which is presented in this paper and will be evaluated in future conferences.

5.2 Other Evaluations

We have performed preliminary evaluations also of other components of the ORKG infrastructure. The experimental setup for these evaluations is an Ubuntu 18.04 machine with Intel Xeon CPUs 12×3.60 GHz and 64 GB memory.

Comparison feature. With respect to the State-of-the-Art comparison feature, we compared our approach in ORKG with the baseline approach, which uses brute force to find the most similar predicates and thus checks every possible predicate combination. Table 2 shows the time needed to perform the comparison for the baseline approach and for the approach we implemented and presented above. As the results suggest, our approach clearly outperforms the baseline and the performance gain can be attributed to more efficient retrieval. The experiment is limited to 8 contributions because the baseline approach does not scale to larger sets.

Scalability. For horizontal scalability, the infrastructure containerizes applications. We also tested the vertical scalability in terms of response time. For this, we created a synthetic dataset of papers. Each paper includes one research contribution described by three statements. The generated dataset contains 10 million papers or 100 million nodes. We tested the system with variable numbers of papers and the average response time to fetch a single paper with its related research contribution is 60 ms. This suggests that the infrastructure can handle large amounts of scholarly knowledge.

**Figure 4: Coverage values of different NED systems over the annotated entities of the STM corpus.**

NED performance. We evaluated the performance of a number of existing NED tools on scholarly knowledge, specifically Falcon [43], DBpedia Spotlight [38], TagME [26], EARL [23], TextRazor¹² and MeaningCloud¹³. These tools were used to link to entities from Wikidata and DBpedia. We used the annotated entities from the STM corpus as the experimental data. However, since there is no gold standard for the dataset, we only computed the coverage metric $\zeta = \# \text{ of linked entities} / \# \text{ of all entities}$. Figure 4 summarizes the coverage percentage for the evaluated tools. The results suggest that Falcon is most promising.

6 DISCUSSION AND FUTURE WORK

We model scholarly knowledge communicated in the scholarly literature following the abstract concept of ResearchContribution with a simplistic concept description. This is especially true if compared to some conceptual models of scholarly knowledge that can be found in the literature, e.g. the one by Hars [31]. While comprehensive models are surely appealing to information systems, e.g. for the advanced applications they can enable, we think that populating a database with a complex conceptual model is a significant challenge, one that remains unaddressed. Conscious of this challenge, for the time being we opted for a simplistic model with lower barriers for content creation.

A further and more fundamental concern is the granularity with which scholarly knowledge can realistically be acquired, beyond which the problem becomes intractable. How graph data models and management systems can be employed to represent and manage granular and large amounts of interconnected scholarly knowledge as well as knowledge evolution is another open issue.

With the evaluation of the first iteration of front end development we were able to scrutinize various aspects of the infrastructure and obtain feedback on user interaction, experience and system acceptance. Our results show that the infrastructure meets key requirements: it is easy to use and users can flexibly create and curate research contributions. The results of the questionnaire (Table 1) show that with the exception of ‘Guidance Needed’, all aspects were evaluated above average (i.e., positively). The results suggest that guidance from an external instructor is not needed, reinforcing

¹²<https://www.textrazor.com/docs/rest>

¹³<https://www.meaningcloud.com/developer>

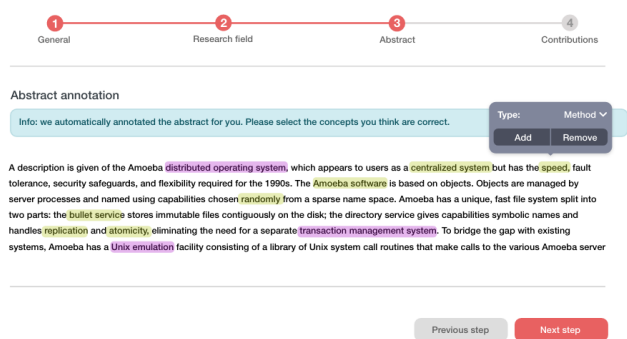


Figure 5: Mock-up of automated information extraction feature integrated into the research contribution workflow of the infrastructure.

the usability requirement of the front end. All case study participants displayed an interest in the ORKG and provided valuable input on what should be changed, added or removed. Furthermore, participants suggested to integrate the infrastructure with (digital) libraries, universities, and other institutions.

Based on these preliminary findings, we suggest that authors are willing to provide structured descriptions of the key contribution published in their articles. The practicability of crowdsourcing such descriptions at scale and in heterogeneous research communities needs further research and development.

In support of our second research question, we argue that the presented infrastructure prototypes the integration of both crowd-sourced and automated modes of semantic scholarly knowledge acquisition and curation. With the NLP task models and experiments as well as designs for their integration in the front end, we suggest that the building blocks for integrating automated techniques in user interfaces for manual knowledge acquisition and curation are in place (Figure 5). In addition to these two modes, [45] have proposed a third mode whereby scholarly knowledge is acquired as it is generated during the research lifecycle, specifically during data analysis by integrating with computational environments such as Jupyter.

Next steps for the ORKG include importing semi-structured scholarly knowledge from other sources, such as PWC. Such existing content is crucial to build a sizable database to use for future development, testing and demonstration.

User authentication and versioning to track the evolution of curated scholarly knowledge are additional important features on the ORKG development roadmap. Furthermore, we are working on integrating scholarly knowledge (graph) visualisation approaches in the front end to support novel and advanced exploration. Interoperability with related data models such as nanopublications will be addressed. Furthermore, we plan to integrate a discussion feature that will enable debating existing scholarly knowledge, e.g. for knowledge correctness.

Finally, we will further work on automated information extraction, to support, guide and ease information entering. Specifically, we are developing a front end feature that identifies and displays relevant conceptual zones in article content. When a user enters

information about, say, the problem addressed by the research contribution then the interface will present problem-related text extracted from the article. This feature will ease entering information, possibly by enabling users to simply highlight the relevant part in the text.

7 CONCLUSION

This article described the first steps of a larger research and development agenda that aims to enhance document-based scholarly communication with semantic representations of communicated scholarly knowledge. In other words, we aim to bring scholarly communication to the technical standards of the 21st century and the age of modern digital libraries. We presented the architecture of the proposed infrastructure as well as a first implementation. The front end has seen substantial development, driven by earlier user feedback. We have reported here the results of the user evaluation to underpin the development of the current front end, which was recently released for public view and use. By integrating crowdsourcing and automated techniques in natural language processing, initial steps were also taken and evaluated that advance multi-modal scholarly knowledge acquisition using the ORKG.

ACKNOWLEDGMENTS

This work was co-funded by the European Research Council for the project ScienceGRAPH (Grant agreement ID: 819536) and the TIB Leibniz Information Centre for Science and Technology. The authors would like to thank the participants of the ORKG workshop series, for their contributions to ORKG developments. We also like to thank our colleagues Kemele M. Endris who coined the DILS experiment, Viktor Kovtun for his contributions to the first prototype of the front end, as well as Arthur Brack and Anett Hoppe for their contributions to NLP tasks.

REFERENCES

- [1] Robert B. Allen. 2012. Supporting Structured Browsing for Full-Text Scientific Research Reports. *CoRR abs/1209.0036* (2012).
- [2] Robert B. Allen. 2017. Rich Semantic Models and Knowledgebases for Highly-Structured Scientific Communication. *CoRR abs/1708.08423* (2017).
- [3] Hugo F. Alrøe and Egon Noe. 2014. Second-Order Science of Interdisciplinary Research: A Polyocular Framework for Wicked Problems. *Constructivist Foundations* (2014), 65–76.
- [4] Waleed Ammar, Dirk Groeneveld, Chandra Bhagavatula, Iz Beltagy, Miles Crawford, Doug Downey, Jason Dunkelberger, Ahmed Elgohary, Sergey Feldman, Vu Ha, Rodney Kinney, Sebastian Kohlmeier, Kyle Lo, Tyler Murray, Hsu-Han Ooi, Matthew E. Peters, Joanna Power, Sam Skjonsberg, Lucy Lu Wang, Chris Wilhelm, Zheng Yuan, Madeleine van Zuylen, and Oren Etzioni. 2018. Construction of the Literature Graph in Semantic Scholar. *CoRR abs/1805.02262* (2018).
- [5] Amir Aryani and Jingbo Wang. 2017. Research Graph: Building a Distributed Graph of Scholarly Works using Research Data Switchboard. In *Open Repositories CONFERENCE*.
- [6] Sören Auer, Christian Bizer, Georgi Kobilarov, Jens Lehmann, Richard Cyganiak, and Zachary Ives. 2007. Dbpedia: A nucleus for a web of open data. In *The semantic web*. Springer, 722–735.
- [7] Sören Auer, Viktor Kovtun, Manuel Prinz, Anna Kasprzik, Markus Stocker, and Maria Esther Vidal. 2018. Towards a Knowledge Graph for Science. In *Proceedings of the 8th International Conference on Web Intelligence, Mining and Semantics*.
- [8] Sean Bechhofer, David De Roure, Matthew Gamble, Carole Goble, and Iain Buchan. 2010. Research objects: Towards exchange and reuse of digital knowledge. *IRCDL* (2010).
- [9] Iz Beltagy, Arman Cohan, and Kyle Lo. 2019. SciBERT: Pretrained Contextualized Embeddings for Scientific Text. *CoRR abs/1903.10676* (2019).
- [10] Olivier Bodenreider. 2004. The unified medical language system (UMLS): integrating biomedical terminology. *Nucleic acids research* 32, suppl_1 (2004).

- [11] Piotr Bojanowski, Edouard Grave, Armand Joulin, and Tomas Mikolov. 2017. Enriching Word Vectors with Subword Information. *Transactions of the Association for Computational Linguistics* 5 (2017), 135–146.
- [12] Lutz Bornmann and Rüdiger Mutz. 2015. Growth rates of modern science: A bibliometric analysis based on the number of publications and cited references. *Journal of the Association for Information Science and Technology* 66, 11 (2015).
- [13] Jeroen Bosman, Ian Bruno, Chris Chapman, Bastian Greshake Tzovaras, Nate Jacobs, Kramer, and et al. 2017. The Scholarly Commons - principles and practices to guide research communication. <https://doi.org/10.31219/osf.io/6c2xt>
- [14] Brodaric Boyan, Reitsma Femke, and Qiang Yi. 2008. SKling with DOLCE: toward an e-Science Knowledge Infrastructure. *Frontiers in Artificial Intelligence and Applications* 183, Formal Ontology in Information Systems (2008), 208–219.
- [15] Dan Brickley and R.V. Guha. 2014. RDF Schema 1.1 - W3C Recommendation 25 February 2014. <http://www.w3.org/TR/rdf-schema/>
- [16] Adrian Burton, Hylke Koers, Paolo Manghi, Markus Stocker, Martin Fenner, Amir Aryani, Sandro La Bruzzo, Michael Diepenbroek, and Uwe Schindler. 2017. The Scholix Framework for Interoperability in Data-Literature Information Exchange. *D-Lib Magazine* Volume 23, 1/2 (2017).
- [17] Sarven Capadisli, Amy Guy, Ruben Verborgh, Christoph Lange, Sören Auer, and Tim Berners-Lee. 2017. Decentralised Authoring, Annotations and Notifications for a Read-Write Web with dokiel. In *International Conference on Web Engineering*. 469–481.
- [18] Michelle Cheatham, Adila Krisnadi, Reihaneh Amini, Pascal Hitzler, Krzysztof Janowicz, Adam Shepherd, Tom Narock, Matt Jones, and Peng Ji. 2018. The GeoLink knowledge graph. *Big Earth Data* 2, 2 (2018), 131–143.
- [19] Tim Clark, Paolo N Ciccarese, and Carole A Goble. 2014. Micropublications: a semantic model for claims, evidence, arguments and annotations in biomedical communications. *Journal of Biomedical Semantics* 5, 1 (2014).
- [20] Herbert Van de Sompel and Carl Lagoze. 2009. All aboard: toward a machine-friendly scholarly communication system. In *The Fourth Paradigm*.
- [21] Anita De Waard, Leen Breure, Joost G Kircz, and Herre Van Oostendorp. 2006. Modeling rhetoric in scientific publications. In *International Conference on Multi-disciplinary Information Sciences and Technologies, InSciT2006*.
- [22] P. Donohoe, J. Sherman, and A. Mistry. 2015. The Long Road to JATS. In *Journal Article Tag Suite Conference (JATS-Con) Proceedings 2015 [Internet]*. Bethesda (MD): National Center for Biotechnology Information (US).
- [23] Mohnish Dubey, Debayan Banerjee, Debanjan Chaudhuri, and Jens Lehmann. 2018. EARL: Joint Entity and Relation Linking for Question Answering over Knowledge Graphs. In *The Semantic Web – ISWC 2018*. Springer International Publishing, Cham, 108–126.
- [24] Paul N. Edwards, Steven J. Jackson, Melissa K. Chalmers, Geoffrey C. Bowker, Christine L. Borgman, David Ribes, Matt Burton, and Scout Calvert. 2013. *Knowledge Infrastructures: Intellectual Frameworks and Research Challenges*. Technical Report. University of Michigan School of Information, Ann Arbor: Deep Blue.
- [25] Said Fathalla, Sahar Vahdati, Sören Auer, and Christoph Lange. 2017. Towards a Knowledge Graph Representing Research Findings by Semantifying Survey Articles. In *Research and Advanced Technology for Digital Libraries*. 315–327.
- [26] Paolo Ferragina and Ugo Scaiella. 2010. TAGME: on-the-fly annotation of short text fragments (by wikipedia entities).. In *CIKM*, Jimmy Huang, Nick Koudas, Gareth J. F. Jones, Xindong Wu, Kevyn Collins-Thompson, and Aijun An (Eds.). ACM, 1625–1628.
- [27] Paul Groth, Andrew Gibson, and Jan Velterop. 2010. The anatomy of a nanopublication. *Information Services & Use* 30, 1-2 (2010), 51–56.
- [28] MCAA Policy Working Group. 2019. Stakeholder consultation on the future of scholarly publishing and scholarly communication. (May 2019). <https://doi.org/10.5281/zenodo.3246729>
- [29] Tudor Groza, Siegfried Handschuh, Knud Möller, and Stefan Decker. 2007. SALT - Semantically Annotated LaTeX for Scientific Publications. In *Extended Semantic Web Conference*. 518–32.
- [30] Karen L. Hanson, Tim DiLauro, and Mark Donoghue. 2015. The RMap Project: Capturing and Preserving Associations Amongst Multi-Part Distributed Publications. In *Proceedings of the 15th ACM/IEEE-CE JCDL*. ACM, 281–282.
- [31] Alexander Hars. 2001. Designing Scientific Knowledge Infrastructures: The Contribution of Epistemology. *Information Systems Frontiers* 3, 1 (2001), 63–73.
- [32] Harrie Jansen. 2010. The Logic of Qualitative Survey Research and its Position in the Field of Social Research Methods. *Forum Qualitative Sozialforschung / Forum: Qualitative Social Research* 11, 2 (2010).
- [33] JetBrains. 2011. The Kotlin Programming Language. <https://kotlinlang.org/>
- [34] Christoph Lange. 2013. Ontologies and languages for representing mathematical knowledge on the Semantic Web. *Semantic Web* 4, 2 (2013), 119–158.
- [35] Xuezhe Ma and Eduard H. Hovy. 2016. End-to-end Sequence Labeling via Bi-directional LSTM-CNNs-CRF. *CoRR* abs/1603.01354 (2016).
- [36] Vera G. Meister. 2017. Towards a Knowledge Graph for a Research Group with Focus on Qualitative Analysis of Scholarly Papers. In *Proceedings of the First Workshop on Enabling Open Semantic Science co-located with 16th International Semantic Web Conference (ISWC 2017)*. 71–76.
- [37] Barend Mons. 2005. Which gene did you mean? *BMC Bioinformatics* 6, 1 (07 Jun 2005), 142. <https://doi.org/10.1186/1471-2105-6-142>
- [38] Andrea Moro, Alessandro Raganato, and Roberto Navigli. 2014. Entity Linking meets Word Sense Disambiguation: a Unified Approach. *TACL* 2 (2014), 231–244.
- [39] Silvio Peroni. 2014. The Semantic Publishing and Referencing Ontologies. In *Semantic Web Technologies and Legal Scholarly Publishing*. Law, Governance and Technology, Vol. 15. Springer, Cham, 121–193.
- [40] Silvio Peroni, Francesco Osborne, Angelo Di Iorio, Andrea Giovanni Nuzzolese, Francesco Poggi, Fabio Vitali, and Enrico Motta. 2017. Research Articles in Simplified HTML: a Web-first format for HTML-based scholarly articles. *PeerJ Computer Science* 3 (2017), e132.
- [41] Juan Ramos et al. 2003. Using tf-idf to determine word relevance in document queries. In *Proceedings of the first instructional conference on machine learning*, Vol. 242. Piscataway, NJ, 133–142.
- [42] Afshin Sadeghi, Christoph Lange, Maria-Esther Vidal, and Sören Auer. 2017. Integration of Scholarly Communication Metadata Using Knowledge Graphs. In *Research and Advanced Technology for Digital Libraries*. 328–341.
- [43] Ahmad Sakor, Isaiah Onando Mulang, Kuldeep Singh, Saeedeh Shekarpour, Maria Esther Vidal, Jens Lehmann, and Sören Auer. 2019. Old is gold: linguistic driven approach for entity and relation linking of short text. In *Proceedings of the 2019 Conference of the North American Chapter of the Association for Computational Linguistics: Human Language Technologies*. 2336–2346.
- [44] Kuldeep Singh, Arun Sethupat Radhakrishna, Andreas Both, Saeedeh Shekarpour, Ioanna Lytra, Ricardo Usbeck, Akhilesh Vyas, Akmal Khikmatullaev, Dharmen Punjani, Christoph Lange, Maria Esther Vidal, Jens Lehmann, and Sören Auer. 2018. Why Reinvent the Wheel: Let's Build Question Answering Systems Together. In *Proceedings of the 2018 World Wide Web Conference (WWW '18)*.
- [45] Markus Stocker, Manuel Prinz, Fatemeh Rostami, and Tibor Kempf. 2018. Towards research infrastructures that curate scientific information: A use case in life sciences. In *Data Integration in the Life Sciences (DILS2018)*.
- [46] Jonathan P. Tennant, Harry Crane, Tom Crick, Jacinto Davila, Asura Enkhbayar, Johanna Havemann, Bianca Kramer, Ryan Martin, Paola Masuzzo, Andy Nobes, Curt Rice, Bárbara Rivera-López, Tony Ross-Hellauer, Susanne Sattler, Paul D. Thacker, and Marc Vanholsbeeck. 2019. Ten Hot Topics around Scholarly Publishing. *Publications* 7, 2 (2019). <https://doi.org/10.3390/publications7020034>
- [47] KTL Vaughan, Barrie E. Hayes, Rachel C. Lerner, Karen R. McElfresh, Laura Pavlech, David Romito, Laurie H. Reeves, and Erin N. Morris. 2013. Development of the research lifecycle model for library services. *Journal of the Medical Library Association : JMLA* 101, 4 (oct 2013), 310–314.
- [48] Denny Vrandečić and Markus Krötzsch. 2014. Wikidata: A Free Collaborative Knowledgebase. *Commun. ACM* 57, 10 (2014), 78–85.