

Quaternion algebra on 4D superfluid quantum space-time. Gravitomagnetism

Valeriy I. Sbitnev

March 10, 2022

Abstract Gravitomagnetic equations result from applying quaternionic differential operators to the energy-momentum tensor. These equations are similar to the Maxwell's EM equations. Both sets of the equations are isomorphic after changing orientation of either the gravitomagnetic orbital force or the magnetic induction. The gravitomagnetic equations turn out to be parent equations generating the following set of equations: (a) the vorticity equation giving solutions of vortices with nonzero vortex cores and with infinite lifetime; (b) the Hamilton-Jacobi equation loaded by the quantum potential. This equation in pair with the continuity equation leads to getting the Schrödinger equation describing a state of the superfluid quantum medium (a modern version of the old ether); (c) gravitomagnetic wave equations loaded by forces acting on the outer space. These waves obey to the Planck's law of radiation.

Keywords superfluid quantum vacuum · gravitomagnetic · electromagnetism · wave function · vorticity · vortex · cosmic microwave radiation

1 Introduction

Roger Penrose in his earlier works [65, 66] has proposed the formalism of twistor algebra where four parameters of the space-time, t, x, y, z , by amazing manner find accordance with spinor group $SU(2)$. Twistor theory was originally proposed as a new geometric framework for physics that aims to unify general relativity and quantum mechanics [6]. An unexpected interconnection between

V. I. Sbitnev

St. Petersburg B. P. Konstantinov Nuclear Physics Institute, NRC Kurchatov Institute, Gatchina, Leningrad district, 188350, Russia;

Department of Electrical Engineering and Computer Sciences, University of California, Berkeley, Berkeley, CA 94720, USA

Tel.: +781-37-137944

E-mail: valery.sbitnev@gmail.com

the geometry of Minkowski space-time and the twisting of space-time leads to a new view of the relation between quantum theory and space-time curvature. A basic type of the twistor with four complex components is given by a pair of two-component spinors, one of which defines the direction and the other defines its angular moment about the origin. Components of Minkowski space are subjected to the complexification in order to use a powerful apparatus of the unitary unimodular group $SU(2)$.

Here we pass from the group $SU(2)$ to its quaternion representation through the real 4×4 matrices and transform Penrose's twistor ideas for using the Clifford algebra. In fact, we consider motions on the ten-dimensional space-time manifold by applying the Clifford algebra [8, 29, 49, 37]. It turns out, that the quaternion 4×4 matrices allow also to describe, in addition to the translation of the space-time, the appearance of torsion fields [67, 74–76, 102]. Similar type of the torsion, the Cartan's torsion, which was put into oblivion, was under consideration of Schrödinger, Einstein, Dirac at developing a unified field theory [30, 31, 36].

Clifford algebras are important mathematical tools in the knowledge of the subtle secrets of Nature. This compliance is marked by many authors in special literature devoted to this issue [8, 28, 29, 37, 49, 74, 100]. The quaternions serve as a tool for describing both translations in 4D space and spin rotations on 3D spheres of unit radius [2]. The Lorentz transformations of 4D space-time is described through the quaternion matrices as well [98]. Roger Penrose and Wolfgang Rindler devoted two books to this issue, both entitled "Spinors and Space-Time" [68, 69] in which the above were considered in details.

Here we deal with the space densely filled by an incompressible quantum superfluid described as a Bose-Einstein condensate [38, 39, 111, 89]. At low temperature of the cosmic space, the vacuum energy density scales as non-relativistic matter [4, 3]. In this perspective, computations lead to the gravitomagnetic equations [56] strongly similar to the Maxwell's equations for electromagnetic fields. The Schrödinger, vorticity equations, and wave equations follow from these equations as a natural outcome.

The article is organized as follows. Sec. 2 considers the continuity equation on 3D Euclidean space with three translations along axes x, y, z and three rotations about these axes. Here we introduce 6D space having six degrees of freedom due to three translations along axes x, y, z and three rotations about these axes. Here we go on from the $SU(2)$ group to the quaternion group of 4×4 matrices for describing motions in 10D space (6+4 degrees of freedom) and introducing the balance equation in it. In Sec. 3 we define the energy-momentum tensor and further based on the quaternion algebra we define differential shift operators by using four quaternion matrices. As a result of acting these operators on the energy-momentum tensor we get the force density tensor containing the irrotational force densities and orbital ones. In Sec. 4 we get a set of the gravitomagnetic equations that are similar to Maxwell's equations of the electromagnetic field. In Sec. 5 we derive from the gravitomagnetic equations three equations, namely: (subsec. 5.1) the Schrödinger equation (in particular, we consider here deceleration of a baryon-matter object in a cosmic

space), (subsec. 5.2) the vorticity equation (we consider here the neutron spin resonance experiment combined with the spin-echo spectroscopy for measuring gravitomagnetic effects), and (subsec. 5.3) the wave equations describing gravitomagnetic waves in the superfluid quantum space-time. In Sec. 6 we consider the cosmic microwave background radiation and its connection with the gravitomagnetic waves. Sec. 7 summarizes the results.

2 Balance equation in 6D space

Let us discuss the degrees of freedom of our 3D space. Around each point (x, y, z) of the space one can mentally describe the sphere of unit radius. It can mean that any rotation of the unit vector describes some path on the surface of the unit sphere with its origin fixed at the point (x, y, z) .

We know that a pseudovector is the mathematical image of a gyro. A gyro bundle containing the gyros with different inertial masses will show scattering the pseudovector tips on the unit sphere surface at their rotations. By combining the distribution of locations of the gyros in 3D space, \mathcal{R}^3 , with the distribution of vertices of their pseudovectors on surface of 3D sphere, S^3 , we come to the joint distribution of these rotating objects in 6D space $\mathcal{R}^6 = \mathcal{R}^3 \otimes S^3$, Fig. 1.

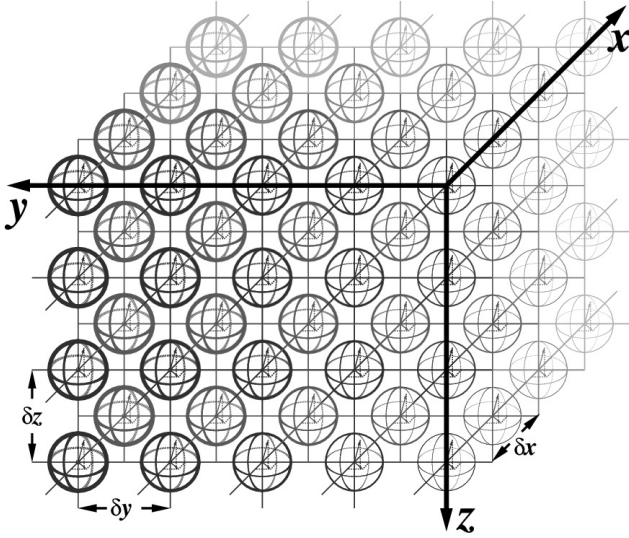


Fig. 1 6D space $\mathcal{R}^6 = \mathcal{R}^3 \otimes S^3$ consists of 3D space \mathcal{R}^3 , where around each point $(x, y, z) \in \mathcal{R}^3$ rotation of a gyro is allowed along any arc laying on 3D sphere S^3 . Distances δx , δy , δz between these centers of the spheres tend to such minimal values as possible.

We begin first from definition of a joint amplitude distribution of the translations and rotations on the space $\mathcal{R}^6 = \mathcal{R}^3 \otimes S^3$ that we record as $\mathbb{R}(\mathbf{r}, t) = R(\mathbf{r}, t)|\varphi(\mathbf{r}, t)\rangle$. Here $R(\mathbf{r}, t)$ is the amplitude distribution of the

translation flows in space \mathcal{R}^3 and $|\varphi(\mathbf{r}, t)\rangle$ is the amplitude distribution of rotation flows on the sphere \mathcal{S}^3 . Note that translations and rotations are different forms of motion. The first is irrotational form, while the second is orbital. That's why we take a direct product of $R(\mathbf{r}, t)$ and $|\varphi(\mathbf{r}, t)\rangle$.

Let us define a generator $\mathcal{D}(\mathbf{u})$ that realizes a small shift of $\mathbb{R}(\mathbf{r}, t)$ by $\delta\tau$ on the space \mathcal{R}^6 :

$$\mathbb{R}(\mathbf{r}, t + \delta\tau) = \mathcal{D}(\mathbf{u})\mathbb{R}(\mathbf{r}, t). \quad (1)$$

It is a balance equation. The generator $\mathcal{D}(\mathbf{u})$ transforms the amplitude distribution of the spin flows [2, 90, 98], but does not act on the amplitude distribution $R(\mathbf{r}, t)$. It looks as follows

$$\mathcal{D}(\mathbf{u}) = u_0\sigma_0 + \mathbf{i}u_x\sigma_x + \mathbf{i}u_y\sigma_y + \mathbf{i}u_z\sigma_z. \quad (2)$$

Here \mathbf{i} is the imaginary unit. Four basic matrices in this expression, namely, three Pauli matrices, σ_x , σ_y , and σ_z , and the unit matrix σ_0 read:

$$\sigma_x = \begin{pmatrix} 0 & 1 \\ 1 & 0 \end{pmatrix}, \quad \sigma_y = \begin{pmatrix} 0 & -\mathbf{i} \\ \mathbf{i} & 0 \end{pmatrix}, \quad \sigma_z = \begin{pmatrix} 1 & 0 \\ 0 & -1 \end{pmatrix}, \quad \sigma_0 = \begin{pmatrix} 1 & 0 \\ 0 & 1 \end{pmatrix}. \quad (3)$$

The matrices submit to the following commutation relations

$$\begin{aligned} \sigma_x\sigma_y &= -\sigma_y\sigma_x = \mathbf{i}\sigma_z, & \sigma_y\sigma_z &= -\sigma_z\sigma_y = \mathbf{i}\sigma_x, \\ \sigma_z\sigma_x &= -\sigma_x\sigma_z = \mathbf{i}\sigma_y, & \sigma_x^2 &= \sigma_y^2 = \sigma_z^2 = \sigma_0 \end{aligned} \quad (4)$$

As a result, the shifting transformation (1) can be reduced to two equations:

$$\frac{d}{dt}\rho(\mathbf{r}, t) = 0, \quad (5)$$

$$\varphi(\mathbf{r}, t + \delta\tau) = \mathcal{D}(\mathbf{u})\varphi(\mathbf{r}, t). \quad (6)$$

Here $\rho(\mathbf{r}, t) = R^2(\mathbf{r}, t)$ is the density distribution of sub-quantum particles, carriers of masses. Therefore, Eq. (5) is the continuity equation. It says that there are neither sources nor sinks in the space \mathcal{R}^3 . While Eq. (6) implies existence of external fields that perturb motions of spins [2].

The above transformation associates the translation on the space \mathcal{R}^3 with the rotations of the sphere \mathcal{S}^3 of unit radius with applying the unitary unimodular group $SU(2)$ [34, 68]. For a more complete creative perception of these transformations, it makes sense to go to the quaternion representation of the motions - to set of real 4×4 matrices.

2.1 Quaternion representation

The generators $\mathcal{D}(\mathbf{u})$ and $\mathcal{D}(\mathbf{s})$ belong to the group $SU(2)$. Then their multiplication

$$\begin{aligned} \mathcal{D}(\tilde{\mathbf{s}}) &= \mathcal{D}(\mathbf{u}) \cdot \mathcal{D}(\mathbf{s}) \Rightarrow (\tilde{s}_0\sigma_0 + \mathbf{i}\tilde{s}_x\sigma_x + \mathbf{i}\tilde{s}_y\sigma_y + \mathbf{i}\tilde{s}_z\sigma_z) \\ &= (u_0\sigma_0 + \mathbf{i}u_x\sigma_x + \mathbf{i}u_y\sigma_y + \mathbf{i}u_z\sigma_z) \cdot (s_0\sigma_0 + \mathbf{i}s_x\sigma_x + \mathbf{i}s_y\sigma_y + \mathbf{i}s_z\sigma_z) \end{aligned} \quad (7)$$

belongs to the group $SU(2)$ as well. By putting into account the multiplication order of the Pauli matrices (4) we find representation of Eq. (7) through 4×4 matrix multiplication

$$\begin{pmatrix} \tilde{s}_0 \\ \tilde{s}_x \\ \tilde{s}_y \\ \tilde{s}_z \end{pmatrix} = \begin{pmatrix} u_0 & -u_x & -u_y & -u_z \\ u_x & u_0 & u_z & -u_y \\ u_y & -u_z & u_0 & u_x \\ u_z & u_y & -u_x & u_0 \end{pmatrix} \begin{pmatrix} s_0 \\ s_x \\ s_y \\ s_z \end{pmatrix} \quad (8)$$

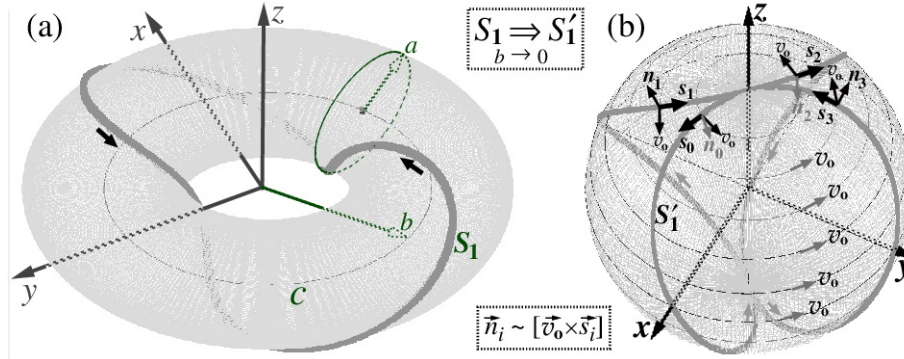


Fig. 2 Representation of a spin rotation in 3D space [96–98]: (a) vortex tube of radius $a = 1$ rolled into a torus having radius b . The torus is enveloped by string S_1 , along which a current flows indicated by black arrows. At $b \rightarrow 0$ the string S_1 is mapped on the string S'_1 enveloping vortex ball, shown in figure from the left: (b) black arrows s_0, s_1, s_2, s_3 on this string show orientation of a flag rotating about this sphere along the string S'_1 . The flag demonstrates rotation of spin-1/2, Fig. 3. Orthogonal vectors $n_i = [v_0 \times s_i]$, $i = 0, 1, 2, 3$, are oriented both outward (n_1, n_3) and inward (n_0, n_2) of the sphere surface. That is, at moving the flag along the string, its orientation changes twice: after the first revolution it flips on 180 degrees. Only after the second revolution it reaches the full rotation on 360 degrees. It is manifestation of the geometric phase [12, 40].

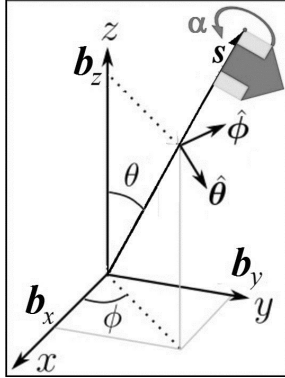


Fig. 3 Representation of a spin rotation in 3D space, see Fig. 2(b): three dimensional unit pseudo-vector $b = (b_x, b_y, b_z)$ is endowed with an extra degree of freedom, by flag S that can turn around this vector by angle α ;

One may extract from Eq. (8) a set of four quaternion matrices [2,91]:

$$\begin{aligned} \eta_x &= \begin{pmatrix} 0 & -1 & 0 & 0 \\ 1 & 0 & 0 & 0 \\ 0 & 0 & 0 & 1 \\ 0 & 0 & -1 & 0 \end{pmatrix}, \quad \eta_y = \begin{pmatrix} 0 & 0 & -1 & 0 \\ 0 & 0 & 0 & -1 \\ 1 & 0 & 0 & 0 \\ 0 & 1 & 0 & 0 \end{pmatrix}, \\ \eta_z &= \begin{pmatrix} 0 & 0 & 0 & -1 \\ 0 & 0 & 1 & 0 \\ 0 & -1 & 0 & 0 \\ 1 & 0 & 0 & 0 \end{pmatrix}, \quad \eta_0 = \begin{pmatrix} 1 & 0 & 0 & 0 \\ 0 & 1 & 0 & 0 \\ 0 & 0 & 1 & 0 \\ 0 & 0 & 0 & 1 \end{pmatrix}, \end{aligned} \quad (9)$$

which submit to the following rules of multiplication

$$\begin{aligned} \eta_x \eta_y &= -\eta_y \eta_x = -\eta_z, \quad \eta_y \eta_z = -\eta_z \eta_y = -\eta_x, \\ \eta_z \eta_x &= -\eta_x \eta_z = -\eta_y, \quad \eta_x^2 = \eta_y^2 = \eta_z^2 = -\eta_0. \end{aligned} \quad (10)$$

One can expand the generator (2) in the basis of the quaternion matrices

$$\mathcal{D}(\mathbf{u}) = u_0 \eta_0 + u_x \eta_x + u_y \eta_y + u_z \eta_z. \quad (11)$$

And by rewriting Eq. (6) we get the following equation

$$|\varphi(\mathbf{r}, t + \delta\tau)\rangle = \mathcal{D}(\mathbf{u})|\varphi(\mathbf{r}, t)\rangle. \quad (12)$$

The spinor $|\varphi(\mathbf{r}, t)\rangle$ represented by the four real variables s_0 , s_x , s_y , and s_z looks as follows

$$|\varphi(\mathbf{r}, t)\rangle = \begin{pmatrix} \varphi_\uparrow \\ \varphi_\downarrow \end{pmatrix} = \begin{pmatrix} s_0 + \mathbf{i}s_z \\ \mathbf{i}(s_x + \mathbf{i}s_y) \end{pmatrix}. \quad (13)$$

The variables s_x , s_y , and s_z mark the tip of pseudo-vector on the sphere \mathcal{S}^3 , whereas the variable s_0 shows orientation of the flag of this pseudo-vector moving along the string S'_1 , see Figs. 2 and 3.

Fig. 2(a) shows the torus enveloped by the string S_1 twisting round two times about the torus tube. The topological mapping of the toroidal vortex to the vortex ball at tending the torus radius b to zero translates the string S_1 to S'_1 that envelops the ball two times, see Fig. 2(b). The ball rotates about z axis with the orbital velocity \mathbf{v}_o [96]. Arrows s_i , $i = 0, 1, 2, 3$ drawn along the string S'_1 indicate orientations of a flag. It is the fourth degree of freedom prescribed to the three-dimensional pseudo-vector for describing the spin, see Fig. 3. Observe that the vector product of the orbital velocity \mathbf{v}_o by the flag s_i gives the vector n_i perpendicular to the surface of the sphere. It can be oriented either inside of the sphere or out. In a whole, these vectors are oriented in opposite directions in the vicinity of each point lying on the sphere. This double-layer surface differs from the Klein bottle [77, 79, 80]. Here inversions of the orientations of the unit vector \mathbf{n} occur at infinitesimal shift along the strings passing through both opposite poles of the sphere.

In Fig. 3 the flag is drawn as a big dark gray arrow on the background of light gray sheet. The flag represents an extra degree of freedom - it can rotate about the unit vector $\mathbf{b} = (b_x, b_y, b_z)$ on angle α . The unit pseudo-vector \mathbf{b} has

two degrees of freedom - the tangential angle θ and the orbital angle ϕ . The added third degree of freedom, α , translates motion of this pseudo-vector onto the 3D sphere of unit radius, what corresponds to the motion of spin. Observe that orientation of the flag demonstrates manifestation of the geometric phase at rotation of a spin on 3D sphere [12, 40]. Now we can define real coefficients u_0, u_x, u_y, u_z of the quaternion matrix $\mathcal{D}(\mathbf{u})$ in equations (11)-(12):

$$u_0 = \cos\left(\frac{\alpha}{2}\right), \quad u_x = b_x \sin\left(\frac{\alpha}{2}\right), \quad u_y = b_y \sin\left(\frac{\alpha}{2}\right), \quad u_z = b_z \sin\left(\frac{\alpha}{2}\right). \quad (14)$$

3 Energy-momentum tensor in the quaternion basis

Let us first define differential quaternion operators as follows

$$\begin{aligned} \mathcal{D} &= \mathbf{i}c^{-1}\partial_t\eta_0 + \partial_x\eta_x + \partial_y\eta_y + \partial_z\eta_z, \\ \mathcal{D}^{\mathbf{T}} &= \mathbf{i}c^{-1}\partial_t\eta_0^{\mathbf{T}} + \partial_x\eta_x^{\mathbf{T}} + \partial_y\eta_y^{\mathbf{T}} + \partial_z\eta_z^{\mathbf{T}} \\ &= \mathbf{i}c^{-1}\partial_t\eta_0 - \partial_x\eta_x - \partial_y\eta_y - \partial_z\eta_z. \end{aligned} \quad (15)$$

Here $\partial_t = \partial/\partial t$, $\partial_x = \partial/\partial x$, etc., c is the speed of light, and sign \mathbf{T} means the transposition¹. The d'Alembertian, wave operator, for the case of the negative metric signature ($g_{00} = -1$, $g_{11} = g_{22} = g_{33} = 1$) looks as follows

$$\mathcal{D}^{\mathbf{T}}\mathcal{D} = \mathcal{D}\mathcal{D}^{\mathbf{T}} = (-c^{-2}\partial_t^2 + \partial_x^2 + \partial_y^2 + \partial_z^2)\eta_0 = \square. \quad (16)$$

Let ϵ be an energy density, while p_x, p_y, p_z are components of the momentum density. The latter multiplied by the speed of light, c , is adopted as a renormalized momentum density

$$\mathbf{p} \leftarrow \mathbf{p} \cdot c = \gamma(v)\rho_M \mathbf{v} \cdot c \approx \rho_M \mathbf{v} \cdot c. \quad (17)$$

In turn, the relativistic energy density, ϵ can be expressed in terms of the momentum density by the following expression

$$\epsilon = \sqrt{\rho_M^2 c^4 + p^2} = \gamma(v)\rho_M c^2 \approx \rho_M c^2 + \rho_M \frac{v^2}{2}. \quad (18)$$

Here $\rho_M = \rho m$ is the mass density of a carrier contained in the unit volume ΔV and $\gamma(v) = (1 - v^2/c^2)^{-1/2}$ is the Lorentz factor. Both values, ϵ and \mathbf{p} , are seen to have the same dimensionality of the energy density [93], which is the dimensionality of pressure, $\text{Pa} = \text{kg} \cdot \text{m}^{-1} \cdot \text{s}^{-2}$.

Observe that the values ϵ and \mathbf{p} are invariant with respect to the gauge transformation

$$\begin{cases} \epsilon &\Rightarrow \epsilon - c^{-1}\partial_t\phi, \\ \mathbf{p} &\Rightarrow \mathbf{p} + \nabla\phi, \end{cases} \quad (19)$$

¹ in a Clifford bundle setting \mathcal{D} would identify as a Dirac-Kahler operator [83]

here ϕ is an arbitrary scalar field, having dimensionality of Energy \times Length $^{-2}$. By combining the algebras of the quaternions [51] with the energy and momentum terms written above we write out the energy-momentum density tensor with added the extra term $\mathcal{D}^{\mathbf{T}}\phi$:

$$T = \mathbf{i}\epsilon\eta_0 + p_x\eta_x + p_y\eta_y + p_z\eta_z - \mathcal{D}^{\mathbf{T}}\phi. \quad (20)$$

The term $\mathcal{D}^{\mathbf{T}}\phi$ returns the expression $\mathbf{i}c^{-1}\partial_t\eta_0\phi - (\nabla \cdot \boldsymbol{\eta})\phi$ that comes from the arbitrary scalar field ϕ added in Eq. (19). Further we introduce the Lorentz gauge condition

$$\frac{1}{4}\text{trace } \mathcal{D}T = -\frac{1}{c}\partial_t\epsilon - \partial_x p_x - \partial_y p_y - \partial_z p_z - \square\phi = 0 \quad (21)$$

It describes the general energy-momentum conservation law because of presence of the arbitrary scalar field ϕ . Here the term $\square\phi = \mathcal{D}^{\mathbf{T}}\mathcal{D}\phi$ represents the wave equation for the scalar field ϕ .

Let us now write out the product $\mathcal{D} \cdot T$ in details

$$\begin{aligned} \mathcal{D} \cdot T = & \left(-\frac{1}{c}\frac{\partial\epsilon}{\partial t} - \frac{\partial p_x}{\partial x} - \frac{\partial p_y}{\partial y} - \frac{\partial p_z}{\partial z} - \square\phi \right) \eta_0 \\ & + \left(\mathbf{i} \left(\frac{\partial\epsilon}{\partial x} + \frac{\partial p_x}{c\partial t} \right) - \left(\frac{\partial p_z}{\partial y} - \frac{\partial p_y}{\partial z} \right) \right) \eta_x \\ & + \left(\mathbf{i} \left(\frac{\partial\epsilon}{\partial y} + \frac{\partial p_y}{c\partial t} \right) - \left(\frac{\partial p_x}{\partial z} - \frac{\partial p_z}{\partial x} \right) \right) \eta_y \\ & + \left(\mathbf{i} \left(\frac{\partial\epsilon}{\partial z} + \frac{\partial p_z}{c\partial t} \right) - \left(\frac{\partial p_y}{\partial x} - \frac{\partial p_x}{\partial y} \right) \right) \eta_z \end{aligned} \quad (22)$$

The expression at the quaternion η_0 represents the Lorentz gauge when it is zero. Only the expressions at quaternions η_x , η_y , η_z remain, which do not contain terms with ϕ . The latter cancel each other.

According to the equations given in (19), the above expressions represent x , y , z components of gravitoelectric and gyromagnetic fields². So, the above equation represents the force density tensor

$$\mathbb{F}_{\Xi\Omega} = \mathcal{D}T = \begin{pmatrix} 0 & \Omega_x - \mathbf{i}\Xi_x & \Omega_y - \mathbf{i}\Xi_y & \Omega_z - \mathbf{i}\Xi_z \\ -\Omega_x + \mathbf{i}\Xi_x & 0 & -\Omega_z + \mathbf{i}\Xi_z & \Omega_y - \mathbf{i}\Xi_y \\ -\Omega_y + \mathbf{i}\Xi_y & \Omega_z - \mathbf{i}\Xi_z & 0 & -\Omega_x + \mathbf{i}\Xi_x \\ -\Omega_z + \mathbf{i}\Xi_z & -\Omega_y + \mathbf{i}\Xi_y & \Omega_x - \mathbf{i}\Xi_x & 0 \end{pmatrix}. \quad (23)$$

At computation of derivatives of the energy density and the momentum density by time and by space these terms contain the functions $\rho(\mathbf{r}, t)$, $\gamma(v)$ containing $v^2(\mathbf{r}, t)$, and the velocity $\mathbf{v}(\mathbf{r}, t)$, see Eqs. (17) and (18). All these terms are subjected to computation of derivatives by time and length.

² Here we distinguish two components of the gravitomagnetic field - gravitoelectric and gyromagnetic fields. It is due to that masses attract each other like opposite electric charges, while gyroscopes create the vorticity like magnets creating the magnetic induction.

For simplicity we will consider further the non-relativistic limit. In this case we omit the computation of derivatives of the Lorentz factor $\gamma(v)$. Results of such truncated computations give the following vectors

$$\mathbf{\Omega} = [\nabla \times \mathbf{p}] = c[\nabla \times \rho_M \mathbf{v}], \quad (24)$$

$$\mathbf{\Xi} = \frac{\partial \mathbf{p}}{c \partial t} + \nabla \epsilon. \quad (25)$$

Their dimensions are the force per volume, $\text{N} \cdot \text{m}^{-3}$. Observe that the vectors $\mathbf{\Omega}$ and $\mathbf{\Xi}$ are similar to the magnetic and electric fields, \mathbf{B} and \mathbf{E} , if we change the sign in Eq. (25) and consider that \mathbf{p} is the vector potential, \mathbf{A} , and ϵ is the scalar potential, ϕ : $\mathbf{E} = -c^{-1} \partial_t \mathbf{A} - \nabla \phi$. However, change of sign at $\mathbf{\Xi}$ is not a good idea. Further we will see, that the vector $\mathbf{\Xi}$ will represent the force density in the Navier-Stokes equation which enters with positive sign³.

The term $[\nabla \times \rho_M \mathbf{v}]$ in equation (24) is decomposed into the sum of two terms $\rho_M [\nabla \times \mathbf{v}]$ and $[(\nabla \cdot \rho_M) \times \mathbf{v}]$. The first term represents the vorticity $\boldsymbol{\omega} = [\nabla \times \mathbf{v}]$. The angular momentum density $\mathbf{\Omega}$, proportional to the vorticity $\boldsymbol{\omega}$, depends on the mass distribution in the rotating body. This term, likewise the magnetic induction \mathbf{B} , induces precession of the massive body about direction of this moment. Therefore, returning to the unit vector \mathbf{b} and the precession angle α shown in Eq. (14) these quantities can be expressed as follows through the angular momentum density

$$\mathbf{b} = \frac{\mathbf{\Omega}}{\sqrt{\Omega_x^2 + \Omega_y^2 + \Omega_z^2}} \quad (26)$$

and

$$\alpha = -\gamma_m \sqrt{\Omega_x^2 + \Omega_y^2 + \Omega_z^2} \cdot \delta \tau. \quad (27)$$

Here $\gamma_m \sim 1/(\rho_M c)$ is the parameter due to which the angular momentum is reduced to the vorticity, $\boldsymbol{\omega} = \mathbf{\Omega}/(\rho_M c)$. In some way this parameter is analogous to the gyromagnetic ratio, which is the ratio of its magnetic moment to the angular momentum [54, 55, 53]. While, the second term, $[(\nabla \cdot \rho_M) \times \mathbf{v}]$, can be easily recognized if we remember the rotation of a raw egg. Its inner fluid contents experiencing permanent deformation inhibits the rotation.

Some remarks should be done relating to inner components of the velocity. First note that the velocity can consists of the orbital component (also named solenoidal component) and the irrotational component coming from the gradient of the scalar field Φ , namely,

$$\mathbf{v} = -\nabla \Phi + [\nabla \times \mathbf{A}]. \quad (28)$$

³ It should be noted that the Navier-Stokes equation is the case of a trace-torsion geometry given by the velocity \mathbf{v} [72, 73, 75].

The scalar and vector fields, Φ and \mathbf{A}^4 , follow from the Helmholtz-Hodge decomposition [71, 74, 75] for the velocity \mathbf{v} :

$$\Phi(\mathbf{r}) = \frac{1}{4\pi} \int_V \frac{(\nabla' \cdot \mathbf{v}(\mathbf{r}'))}{|\mathbf{r} - \mathbf{r}'|} dV' - \underbrace{\frac{1}{4\pi} \oint_S \frac{(\mathbf{n}' \cdot \mathbf{v}(\mathbf{r}'))}{|\mathbf{r} - \mathbf{r}'|} dS'}_{\text{for } V=\mathcal{R}^3 \text{ it vanishes}} \quad (29)$$

and

$$\mathbf{A}(\mathbf{r}) = \frac{1}{4\pi} \int_V \frac{[\nabla' \times \mathbf{v}(\mathbf{r}')] }{|\mathbf{r} - \mathbf{r}'|} dV' - \underbrace{\frac{1}{4\pi} \oint_S \frac{[\mathbf{n}' \times \mathbf{v}(\mathbf{r}')] }{|\mathbf{r} - \mathbf{r}'|} dS'}_{\text{for } V=\mathcal{R}^3 \text{ it vanishes}} \quad (30)$$

Here $V \in \mathcal{R}^3$ and S is the surface that encloses the domain V .

Note that the operator curl applied to the velocity \mathbf{v} gives the pseudo-vector $\boldsymbol{\omega} = [\nabla \times \mathbf{v}]$, named vorticity. According to the Stokes's theorem [46], the circulation

$$\Gamma = \oint_{\partial S} \mathbf{v} d\mathbf{l} = \iint_S \boldsymbol{\omega} d\mathbf{S}, \quad (31)$$

can be non zero. Here ∂S means the boundary of a closed surface S . The circulation returns the vorticity $\boldsymbol{\omega} = [\nabla \times \mathbf{v}] = [\nabla \times \mathbf{v}_o]$. Here we represent the velocity \mathbf{v} by sum of two addends \mathbf{v}_s and \mathbf{v}_o . The subscript o relates to an orbital velocity \mathbf{v}_o that obeys to $[\nabla \times \mathbf{v}_o] \neq 0$ and $(\nabla \cdot \mathbf{v}_o) = 0$. This velocity is named in literature [48] the solenoidal velocity. In our previous works this subscript was marked by the letter R meaning the rotational velocity. Now, instead of the subscript R we decided here to write the subscript o. This sign associates with the circulation around the closed loop as written in the circulation integral (31). The subscript s points to existence of a scalar field S . The velocity \mathbf{v}_s is proportional to gradient of this field, S means the action function. The velocity \mathbf{v}_s is named the irrotational velocity [48]. It means that $[\nabla \times \mathbf{v}_s] = 0$. So, the velocities \mathbf{v}_s and \mathbf{v}_o satisfy the following equations

$$\begin{aligned} (\nabla \cdot \mathbf{v}_o) &= 0 \quad (\text{a}); & [\nabla \times \mathbf{v}_o] &= \boldsymbol{\omega} \quad (\text{b}); \\ (\nabla \cdot \mathbf{v}_s) &\neq 0 \quad (\text{c}); & [\nabla \times \mathbf{v}_s] &= 0 \quad (\text{d}). \end{aligned} \quad (32)$$

One can see that these formulas directly follow from Eq. (28) supplemented by the Helmholtz-Hodge decompositions stated above.

4 Gravitomagnetic equations

The function Ξ in Eq. (25) represents a convective force acting on the fluid elements. In the non-relativistic limit it reduces to the Navier-Stokes equation

$$\Xi = \frac{\partial \mathbf{p}}{c \partial t} + \nabla \epsilon = \mathbf{F}, \quad (33)$$

⁴ Observe that Φ , having dimension [length²/time], is equal to S/m , where S is the action function and m is mass, and \mathbf{A} is proportional to the angular momentum divided by mass.

where modified right part \mathbf{F} contains the external and internal force densities [97]. The external force density is represented through gradient of the potential energy U , as, for example, the gravitational potential energy of an object that depends on its mass and its distance from the centers of masses of another objects. The internal force density results from gradient of the quantum potential Q following from the modified internal pressure gradient [95]. Also an extra term is added, that takes into account, in the general case, the viscous stress tensor of a fluid medium, fluctuating about zero [93]. When we try to justify the appearance of superfluidity this tensor reduces to the noise source tensor [76]. However, in order to avoid complicated computations further we will deal with only a scalar noise source [95].

Repeating the expressions which underlie Maxwell's electromagnetic theory we define the density distribution of all acting on the fluid body forces

$$\wp = \frac{1}{4\pi}(\nabla \cdot \mathbf{F}). \quad (34)$$

Let us now define 3D current density $\mathfrak{S} = \mathbf{v}\wp$. Further we define the 4D current density as follows

$$\mathbb{J} = \mathbf{i}c\wp\eta_0 + \mathfrak{S}_x\eta_x + \mathfrak{S}_y\eta_y + \mathfrak{S}_z\eta_z. \quad (35)$$

The continuity equation in this case takes the following view

$$\frac{1}{4}\text{trace } \mathcal{D}\mathbb{J} = -\partial_t\wp - \partial_x\mathfrak{S}_x - \partial_y\mathfrak{S}_y - \partial_z\mathfrak{S}_z = 0, \quad (36)$$

that can be rewritten in a more evident form

$$\frac{\partial\wp}{\partial t} + (\nabla \cdot \mathfrak{S}) = 0. \quad (37)$$

In some sense, this equation is a manifestation of Newton's third law, the action-reaction law. The law says, that all forces acting on the fluid element are balanced among themselves.

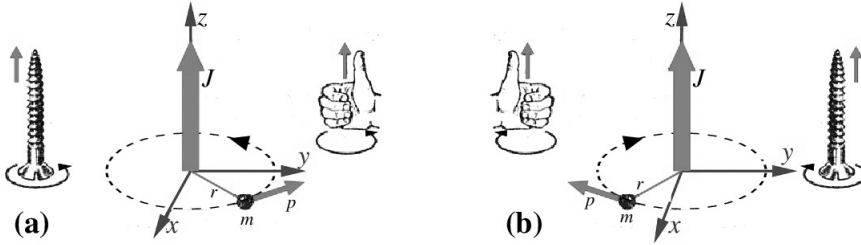


Fig. 4 The angular momentum $\mathbf{J} = [\mathbf{r} \times \mathbf{p}]$ oriented by the rule of the right screw (a), and reflected in the plane (x, z) (the mirror plane) now submits to the rule of the left screw (b).

Let us now apply to the force density tensor (23) the differential operator $\mathcal{D}^{\mathbf{T}}$ and equate it to the 4D current density \mathbb{J} . We get the generating equation:

$$\mathcal{D}^{\mathbf{T}} \cdot \mathbb{F}_{\Xi\Omega} = \frac{4\pi}{c} \mathbb{J}, \quad (38)$$

which in a Clifford bundle setting is the Maxwell equation [74, 83]. By computing the product $\mathcal{D}^{\mathbf{T}} \cdot \mathbb{F}_{\Xi\Omega}$, we obtain the following set of terms represented as coefficients of the quaternion matrices $\eta_0, \eta_x, \eta_y, \eta_z$:

$$\begin{aligned} \mathcal{D}^{\mathbf{T}} \cdot \mathbb{F}_{\Xi\Omega} &= \{-(\partial_x \Omega_x + \partial_y \Omega_y + \partial_z \Omega_z) + \mathbf{i}(\partial_x \Xi_x + \partial_y \Xi_y + \partial_z \Xi_z)\} \eta_0 \\ &+ \left\{ \left(-\frac{1}{c} \partial_t \Xi_x - (\partial_y \Omega_z - \partial_z \Omega_y) \right) + \mathbf{i} \left(-\frac{1}{c} \partial_t \Omega_x + (\partial_y \Xi_z - \partial_z \Xi_y) \right) \right\} \eta_x \\ &+ \left\{ \left(-\frac{1}{c} \partial_t \Xi_y - (\partial_z \Omega_x - \partial_x \Omega_z) \right) + \mathbf{i} \left(-\frac{1}{c} \partial_t \Omega_y + (\partial_z \Xi_x - \partial_x \Xi_z) \right) \right\} \eta_y \\ &+ \left\{ \left(-\frac{1}{c} \partial_t \Xi_z - (\partial_x \Omega_y - \partial_y \Omega_x) \right) + \mathbf{i} \left(-\frac{1}{c} \partial_t \Omega_z + (\partial_x \Xi_y - \partial_y \Xi_x) \right) \right\} \eta_z \\ &= \frac{4\pi}{c} (\mathbf{i} c \wp \eta_0 + \Im_x \eta_x + \Im_y \eta_y + \Im_z \eta_z). \end{aligned} \quad (39)$$

From here we get the following pairs of equations

$$(\nabla \cdot \mathbf{\Omega}) = 0, \quad (40)$$

$$[\nabla \times \mathbf{\Xi}] - \frac{1}{c} \frac{\partial}{\partial t} \mathbf{\Omega} = 0, \quad (41)$$

$$(\nabla \cdot \mathbf{\Xi}) = 4\pi \wp, \quad (42)$$

$$[\nabla \times \mathbf{\Omega}] + \frac{1}{c} \frac{\partial}{\partial t} \mathbf{\Xi} = -\frac{4\pi}{c} \mathfrak{S}. \quad (43)$$

Dimension of these formulas is the same as \wp , namely $[\text{kg} \cdot \text{m}^{-3} \cdot \text{s}^{-2}]$. It is the pressure per the area unit, $\text{Pa} \cdot \text{m}^{-2}$.

Eq. (40) represented by the scalar product of the operator ∇ by the vector $\mathbf{\Omega}$ defines a type of this vector according to formulas (32). It states that the force density vector $\mathbf{\Omega}$ is no irrotational but it relates to orbital motions.

The second equation, Eq. (41), results from the direct differentiation of Eqs. (24) and (25):

$$\frac{\partial}{c \partial t} \mathbf{\Omega} = \frac{\partial}{c \partial t} [\nabla \times \mathbf{p}], \quad (44)$$

$$[\nabla \times \mathbf{\Xi}] = [\nabla \times \frac{\partial}{c \partial t} \mathbf{p}] + \underbrace{[\nabla \times \nabla \epsilon]}_{=0}. \quad (45)$$

Equality of these two expressions says that the vorticity once originated in the fluid keeps its chirality in time. It follows from the Kelvin's circulation theorem, that in a barotropic ideal fluid with conservative forces acting to the fluid, the circulation around a closed curve moving with the fluid remains constant with time [46]. Observe that the circulation of the vector field under consideration, (34)-(39), submits to the rule of the right screw, Fig. 4(a).

The third equation, Eq. (42), in pair with the continuity equation (5) can be reduced to the Schrödinger equation after defining the wave function in the polar form, $\psi = \sqrt{\rho} \cdot \exp\{\mathbf{i}S/\hbar\}$. It will be shown later.

It turns out, that the equations (40) to (43) are known in the scientific literature as the gravitomagnetic equations [35, 19, 56, 87]. They are similar to the Maxwell's equations:

$$(\nabla \cdot \mathbf{B}) = 0, \quad (46)$$

$$[\nabla \times \mathbf{E}] + \frac{1}{c} \frac{\partial}{\partial t} \mathbf{B} = 0 \quad (47)$$

$$(\nabla \cdot \mathbf{E}) = 4\pi \varrho, \quad (48)$$

$$[\nabla \times \mathbf{B}] - \frac{1}{c} \frac{\partial}{\partial t} \mathbf{E} = \frac{4\pi}{c} \mathbf{j}. \quad (49)$$

The exceptions relate to signs of Eqs. (41) and (43) that differ from those of Eqs. (47) and (49). Accordance in signs of gravitomagnetic equations and Maxwell's equations can be achieved by reflecting in plane (x, z) (the mirror plane) the rotation of the massive body about z -axis, see Fig. 4(b). This operation is equivalent to change of the rule from the right screw to the left screw. It is achieved by change of sign of $\boldsymbol{\Omega}$ in Eqs (41) and (43).

Note that Eqs. (46)-(49) were obtained by the same method as Eqs. (40)-(43). Namely, the electromagnetic tensor, F_{EM} , has the same view as the tensor $\mathbb{F}_{\Xi\Omega}$ when we replace Ξ by \mathbf{E} and Ω by \mathbf{B} [29, 98]. Exception is that for getting the Maxwell's equations (46)-(49) we apply the operator \mathcal{D} to the tensor F_{EM} . Here at differentiating (39) we chose the operator $\mathcal{D}^{\mathbf{T}}$ with the aim to get the true equality of $c^{-1}\partial_t \boldsymbol{\Omega}$ and $[\nabla \times \Xi]$, as shown in (44) and (45).

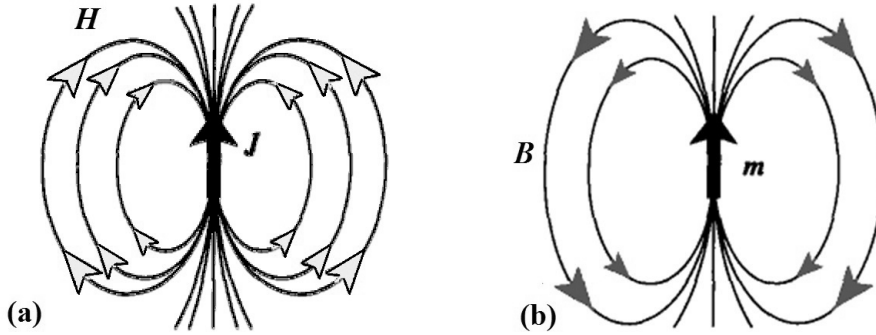


Fig. 5 The directionalities of gravitomagnetism and magnetism compared and contrasted [19]: (a) The gravitomagnetic field \mathbf{H} in the weak field approximation, \mathbf{J} is the angular momentum of the central body; (b) The magnetic induction \mathbf{B} in the neighborhood of a magnetic dipole moment \mathbf{m} .

There is a some symmetry breaking between the gyro motion and the Maxwell's electromagnetic field. The first obvious breaking is due to different behavior of the masses and charges - the masses always attract each other but the same-name charges, as well as the same name poles of the magnets are repelled. This difference is well shown in Fig. 5 taken from the book of Ignazio Ciufolini and John Archibald Wheeler entitled "gravitation and inertia" [19].

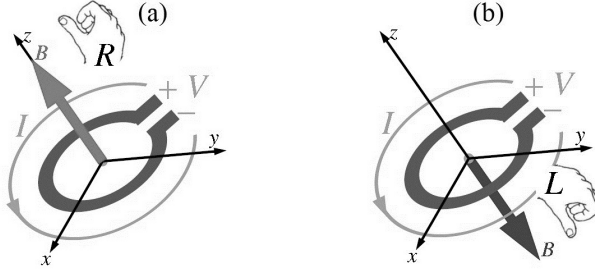


Fig. 6 The law of chirality: right hand law (a) and left hand law (b) for circulation of current in a ring with orientation of the magnetic induction.

In Figures (a) and (b) orientations of the gravitomagnetic field and the magnetic induction are compared at equal orientations of the angular momentum \mathbf{J} and the magnetic dipole momentum \mathbf{m} . The orientations of these two fields are opposite. The authors have depicted this fact by drawing oppositely oriented arrows of these force lines. In these figures the arrows, pointing opposite orientations of the force lines, are represented by different colors. The first are shown in white and the second in black. We note that the authors in their figure have also shown comparison with a fluid drag [19]. It should be noted, that many authors carry out deep analogies of turbulent, vortex flows of fluids with the electromagnetism by basing on a fluidic viewpoint [44, 52–55].

The equations of gravitomagnetic and electromagnetic fields are almost identical. They allow a procedure of the one-to-one mapping to each other. For that, it is sufficient to change the sign in Eqs. (40)–(43) or of the variable $\mathbf{\Omega}$ or the both variables $\mathbf{\Xi}$ and φ . And vice versa, by default one can adopt the opposite orientation of the magnetic induction, as shown in Fig. 6.

The equations of the gravitomagnetic fields are widely represented in the literature beginning from the earlier publication of Heaviside [35] up to nowadays [20, 56, 23, 87, 101, 106, 10, 9, 18, 89].

4.1 Quadratic forms of the gyromagnetic field tensor

Two quadratic forms directly follow out from the force density tensor (23).

- The first quadratic form reads

$$\frac{1}{2} \mathbb{F}_{\Xi\Omega}^\dagger \mathbb{F}_{\Xi\Omega} = -W_0 \eta_0 - \mathbf{i} W_x \eta_x - \mathbf{i} W_y \eta_y - \mathbf{i} W_z \eta_z. \quad (50)$$

Here \dagger is the sign of complex conjugation, $W_0 = (\Xi^2 + \Omega^2)/2$, and $\mathbf{W} = [\mathbf{\Xi} \times \mathbf{\Omega}]$. These terms are similar to the electromagnetic energy density, $(\varepsilon_0 E^2 + \mu_0^{-1} B^2)/2$, and the energy flux $\mu_0^{-1} [\mathbf{E} \times \mathbf{B}]$. Dimensions of these values in SI are Joule/m³ and Watt/m² = (J/m³) · (m/s), respectively. Here the vacuum permittivity $\varepsilon_0 \approx 8.85 \times 10^{-12}$ F · m⁻¹ and the permeability $\mu_0 = 4\pi \times 10^{-7}$ H · m⁻¹. In our case, however, dimension of both Ξ^2 and Ω^2

is $\text{Pa}^2\cdot\text{m}^{-2}$. To lead the dimensions of W_0 and \mathbf{W} to those of the energy per volume and watt (a unit of power) per square we should introduce constants providing such links. Such constants having the dimensions $\text{m}^3\text{s}^2\text{kg}^{-1}$ and $\text{m}^4\text{s}\cdot\text{kg}^{-1}$ are, accurate to the factor $8\pi/3$, as follows

$$\varepsilon_g = G\cdot\omega_0^{-4}, \quad \mu_g = \varepsilon_g c. \quad (51)$$

Here $G \approx 6.674 \times 10^{-11} \text{ m}^3\text{kg}^{-1}\text{s}^{-2}$ is the gravitational constant and $\omega_0 = mv^2/2\hbar$ is the de Broglie circular frequency for a particle with mass m . For thermal neutron, for example, $m \approx 1.675 \times 10^{-27} \text{ kg}$ and $v \approx 2 \times 10^3 \text{ m/s}$ we have $\omega_0 \approx 5 \times 10^{12} \text{ s}^{-1}$. From here we find $\varepsilon_g \approx 10^{-61} \text{ m}^3\text{s}^2\text{kg}^{-1}$ and $\mu_g = \varepsilon_g c \approx 3 \times 10^{-53} \text{ m}^4\text{s}\cdot\text{kg}^{-1}$. As seen these constants are small enough.

- The second quadratic form reads

$$\mathbb{F}_{\Xi\Omega}^{\mathbf{T}} \mathbb{F}_{\Xi\Omega} = (\Omega^2 - \Xi^2)\eta_0 - 2\mathbf{i}(\Xi\cdot\Omega)\eta_0. \quad (52)$$

It has two invariants relative to the Lorentz transformations. The first invariant, $I_1 = (\Omega^2 - \Xi^2)$, is the scalar and the second invariant, $I_2 = 2(\Xi\cdot\Omega)$, is the pseudoscalar.

5 Schrödinger , vorticity, and wave equations

In order to understand where the common force \mathcal{F} comes from, we need to write out the force density (25) in detail. For the sake of simplicity further we will deal with the non-relativistic limit. The force density Ξ in this limit looks as follows

$$\Xi = \frac{\partial \mathbf{p}}{c\partial t} + \nabla\epsilon = \rho_M \left(\frac{\partial \mathbf{v}}{\partial t} + \nabla \frac{v^2}{2} \right) = \mathbf{F}. \quad (53)$$

Here we avoid differentiation of ρ_M . Its variations are described by the continuity equation (5). The force term \mathbf{F} contains all external and internal forces acting on the considered object, see the text after Eq. (33).

The external force is gravitational because of absence of other external forces. From recent full-mission Planck observations [1] it was found that spatial curvature of the visible universe is about $|\Omega_K| < 0.005$. Based on these indications we will consider a flat Euclidean space⁵. The gravitational force we believe is represented by gradient of the gravitational potential $-\rho_M \nabla\phi$ [99].

The first internal force conditioned by the pressure as a counteraction to the external force is represented by the gradient of the quantum potential Q ⁶. Note that the quantum potential is equal to the internal osmotic pressure P divided by the density distribution ρ [95,97]:

$$Q = \frac{P}{\rho} = \frac{P_2 + P_1}{\rho} = m \frac{D^2}{2} \left(\frac{\nabla \rho}{\rho} \right)^2 - m D^2 \frac{\nabla^2 \rho}{\rho} = 2m D^2 \frac{\nabla^2 R}{R}, \quad (54)$$

⁵ According to Shipov [102], a simplest geometry with torsion, built on a variety of orientable points (points with spin) is the geometry of absolute parallelism.

⁶ The quantum potential is a keystone of the quantum mechanics [50,15,16]. Its computations [25,33,60,74,77,78,93] under a variety of physical circumstances shed light on the nature of the ether underlying the quantum realm.

where $R = \sqrt{\rho}$ and the general intrinsic pressure P is the sum of two pressures P_1 and P_2 . One of them represents the osmotic pressure, the other represents the kinetic energy density. The diffusion coefficient D is as follows

$$D = \frac{\hbar}{2m} = \frac{c^2}{2\omega}. \quad (55)$$

Here \hbar is the reduced Planck constant. Nelson in his article [60] has described Brownian motion by the Wiener process occurring in the ether⁷. In this process the diffusion coefficient D is $\hbar/(2m)$. From these considerations Nelson has derived the Schrödinger equation. The second part of Eq. (55) results from the Einstein's formulas $E = mc^2$ and $E = \hbar\omega$, where ω is a wave image of the particle according to the wave-particle duality principle [93].

It should be noted that the Brownian motion [61,62] takes place in the normal fluid. But we are considering the quantum processes occurring in the superfluid quantum space represented by the Bose-Einstein condensate. Observe that to deal with the ideal superfluid, we should cancel the dissipative term in the right part of Eq. (53). But it is not a good idea, leading to appearance of singularities. The Bose-Einstein condensate consists of two fluids [32]. The one fluid is the superfluid. And the other fluid is the normal. These two fluids relate each other as a basin filled by the superfluid, and the background fluid playing the role of resistor.

Therefore we remain the viscosity term in Eq. (53). In general, this term is the viscous stress tensor, containing (mostly shear) viscosity [84,85,93]. Here we consider a simple dissipative term - the viscosity term $\mu \nabla^2 \mathbf{v}$, where μ is the dynamical viscosity coefficient that fluctuates about zero in time. We believe that it is zero in the average in time, but its variance is not zero⁸:

$$\langle \mu(t) \rangle = 0_+, \quad \langle \mu(t)\mu(0) \rangle > 0. \quad (56)$$

Here subscript “+” means that the viscosity coefficient is not exactly zero but has a tiny positive value. However this value can be disclosed only on giant cosmic scales [99].

As a result, the force term \mathbf{F} in the right part of Eq. (53) can look as follows:

$$\mathbf{F} = -\rho_M \nabla \phi - \rho \nabla Q + \mu(t) \nabla^2 \mathbf{v}. \quad (57)$$

Dimension of this expression is $\text{kg} \cdot \text{m}^{-2} \cdot \text{s}^{-2}$. By substituting this expression in Eq. (53) we come to the modified Navier-Stokes equation [95,97] with the shear viscosity term (the fluid layers slide on each other with friction).

⁷ More detail consideration of the random generalized Brownian motion has been performed by Rapoport in [75,76].

⁸ In a general case we should define the viscous stress tensor [24,84,85,93]. At the transition to the nonviscous superfluid we come to the noise tensor [75] fluctuating about zero.

5.1 Schrödinger equation

Let there is a scalar field marked by S . Then the irrotational velocity \mathbf{v}_s of a particle having the mass m is defined as $\nabla S/m$. Next, the particle momentum and its kinetic energy have the following representations:

$$\mathbf{p} = m\mathbf{v} = \nabla S + m\mathbf{v}_o, \quad (58)$$

$$m\frac{v^2}{2} = \frac{1}{2m}(\nabla S)^2 + m\frac{v_o^2}{2} \quad (59)$$

These formulas connect the irrotational field of velocities with the scalar field S . They permit to reduce the Navier-Stokes equation to the Hamilton-Jacobi one. Note that the orbital velocity \mathbf{v}_o represented in these equations comes from the vorticity equation. This equation will be considered further.

By applying the nabla operator to equation (53) and taking into account the results given in Eqs. (58)-(59), we extract an equation for the action function S representing the scalar field [97]

$$\frac{\partial}{\partial t}S + \frac{1}{2m}(\nabla S)^2 + \frac{m}{2}v_o^2 + m\phi(\mathbf{r}) + \underbrace{Q - \nu(t)\nabla^2 S}_{= C_0} = C_0. \quad (60)$$

Here $\nu(t) = \mu(t)/\rho_M$ is the kinematic viscosity coefficient. Its dimension is the same as that of the diffusion coefficient, $\text{m}^2 \cdot \text{s}^{-1}$. Arbitrary constant C_0 is conditioned by the fact that this equation is the result of solving the equation $(\nabla \cdot \Xi) = 4\pi\varphi = (\nabla \cdot \mathbf{F})$, Eqs. (42) and (34). At discarding two last terms, enveloped by the brace, this equation is known as the Hamilton-Jacobi equation. For pair to this equation let us also add the continuity equation

$$\frac{\partial \rho(\mathbf{r}, t)}{\partial t} + (\nabla \rho(\mathbf{r}, t) \cdot \mathbf{v}(\mathbf{r}, t)) = 0. \quad (61)$$

The first equation, Eq. (60), describes a mobility of the particle of mass m in the vicinity of the point \mathbf{r} at the moment of time t . While the second equation, Eq. (61), describes the probability of detection of this particle in the vicinity of the point \mathbf{r} at the moment of time t .

Since Eq. (60) contains the quantum potential Q we can go from the two Eqs. (60) and (61) to the Schrödinger-like equation [97]

$$\mathbf{i}\hbar \frac{\partial \psi}{\partial t} = \frac{1}{2m} \left(-\mathbf{i}\hbar \nabla + m\mathbf{v}_o \right)^2 \psi + m\phi(\mathbf{r})\psi + \underbrace{m\nu(t) \frac{d}{dt} \ln(|\psi|^2) \cdot \psi}_{= C_0 \psi} - C_0 \psi. \quad (62)$$

as soon as we define the complex wave function in the polar form

$$\psi(\mathbf{r}, t) = \sqrt{\rho(\mathbf{r}, t)} \cdot \exp\left\{ \mathbf{i}S(\mathbf{r}, t)/\hbar \right\}. \quad (63)$$

Eq. (62) at omitting the term covered by the curly bracket represents the classical Schrödinger equation which, even in such a simplified form, can give interesting solutions such as

$$|\psi(z, y)\rangle = \frac{1}{N\sqrt{1 + i\frac{\lambda_{\text{dB}}z}{2\pi b^2}}} \sum_{n=0}^{N-1} \exp \left\{ -\frac{\left(y - \left(n - \frac{N-1}{2}\right)d\right)^2}{2b^2\left(1 + i\frac{\lambda_{\text{dB}}z}{2\pi b^2}\right)} \right\}. \quad (64)$$

The solution was obtained by applying the Feynman path integral tech-

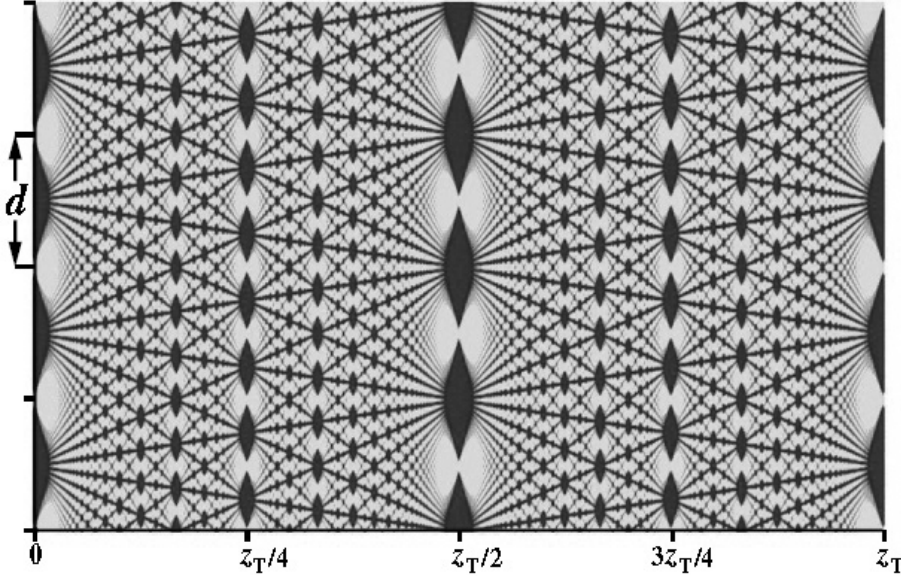


Fig. 7 The density distribution $p(z, y) = \langle \psi(z, y) | \psi(z, y) \rangle$ shows the Talbot carpet arising when N and d tend to infinity.

nique [92]. It is a famous pattern of the Talbot carpet shown in Fig. 7. It represents a fractal, when both N and d approach infinity [13]. Here N and d are amount of the coherent sources of radiation (slits) and the spacing between the sources, respectively. The other parameters in this function are as follows: λ_{dB} is the de Broglie wavelength of the coherent radiation and b is a cross-section of the coherent source. The parameter

$$z_T = \frac{d^2}{\lambda_{\text{dB}}} \quad (65)$$

scaling the Talbot carpet is named the Talbot length.

5.1.1 Deceleration of a baryon-matter object in the cosmic space

The term covered by the brace in Eq. (62) is the Langevin's term fluctuating about zero. It represents a nonlinear color noise source. Since $\langle \nu(t) \rangle = 0_+$ (the average in time is slightly larger than zero), the cyclic frequency, $\omega_0 = E/\hbar$, of the particle having the energy $E = mv^2/2$ shifts to the low frequency range when the particle travels through the cosmic space:

$$\psi(\mathbf{r}, t) \approx \psi_0(\mathbf{r}, t) \cdot \exp \left\{ -i\omega_0 t \left(1 - \frac{2}{t} \int_0^t \frac{\nu(\tau)}{c^2} \frac{d \ln(|\psi_0(\mathbf{r}, \tau)|^2)}{d\tau} d\tau \right) \right\}. \quad (66)$$

The particle loses the energy even in an absolute vacuum [107] because of its scattering on the Bose-Einstein condensate that along with the superfluid strongly subjected to quantum effects [110, 108, 105] contains also small percent of the normal fluid [32].

Let the integral under the exponential be linked with the extended Hubble parameter H_A as follows [99]:

$$\frac{2}{t} \int_0^t \frac{\nu(\tau)}{c^2} \frac{d \ln(\rho_m)}{d\tau} d\tau = H_A t. \quad (67)$$

The extended Hubble constant, H_A , reads

$$H_A = \sqrt{H_0^2 + \Lambda \frac{c^2}{3}}, \quad H_0 = \sqrt{\frac{8\pi G \rho_m}{3}}. \quad (68)$$

Here we are dealing with a flat universe [1], therefore only two terms are represented under the root: the original Hubble parameter, $H_0 \approx 2.36 \times 10^{-18} \text{ s}^{-1}$, and the correcting term, $\Lambda c^2/3$, as resulting from the first Friedman equation [27], where c is the speed of light and the cosmological constant Λ is about 10^{-52} m^{-2} [21]. So, from Eq. (68) we obtain $H_A \approx 2.93 \times 10^{-18} \text{ s}^{-1}$.

In the eikonal approximation [77] the acceleration of a baryon-matter object, traveling through the superfluid quantum space, can be written in accordance with Newton's second law

$$\mathbf{a} = \frac{d\mathbf{v}}{dt} = \nu(t) \nabla^2 \mathbf{v} = -\nu(t) \nabla \left(\frac{d \ln(\rho_m)}{dt} \right). \quad (69)$$

Here $d \ln(\rho_m)/dt$ is equal to $-(\nabla \cdot \mathbf{v})$, what follows from the continuity equation (61) for the mass density distribution $\rho_m(\mathbf{r}, t) = m\rho(\mathbf{r}, t)$, namely

$$\frac{d \ln(\rho_m)}{dt} = \frac{\partial \ln(\rho_m)}{\partial t} + (\mathbf{v} \cdot \nabla \ln(\rho_m)) = -(\nabla \cdot \mathbf{v}). \quad (70)$$

The right part in Eq. (69) can be replaced by the combination of the Hubble parameters H_0 and H_A , as soon as we multiply Eq. (67) by $tc^2/2$ and differentiate it with respect to t . We get

$$\mathbf{a} = -\nabla t c^2 H_A - \nabla \frac{t^2 c^2}{4H_A} H_0^2 \frac{d \ln(\rho_m)}{dt} \quad (71)$$

where the operator $\nabla = d/d\ell$ comes from Eq. (69) and calculates a gradient along the path ℓ . Let $d\ell/dt$ be the speed of light. Then we get

$$a = -H_\Lambda c \left(1 + \frac{H_0^2}{H_\Lambda^2} \left(\frac{t}{2\rho_m} \frac{d\rho_m}{dt} \right) \right) \quad (72)$$

The continuity equation reads $d\rho_m/dt = 0$, see Eq. (5). From there it follows that the term under the inner brackets vanishes. We finally obtain

$$a = -H_\Lambda c \approx -8.785 \times 10^{-10} \text{ m} \cdot \text{s}^{-2}. \quad (73)$$

This indicates a good agreement with the acceleration $a_P = (8.74 \pm 1.33) \times 10^{-10} \text{ m} \cdot \text{s}^{-2}$, which became known as the Pioneer anomaly [5]. And what is no less important, the computations show a negative sign at the number, what means that the acceleration pushes the spacecraft back towards the Sun.

In that regard of particular interest is the paper of Sarkar, Vaz, and Wijewardhana [89] devoted to development of a self-consistent, Gravitoelectromagnetic formulation of a slowly rotating, self-gravitating and dilute Bose-Einstein condensate (BEC), intended for astrophysical applications in the context of dark matter halos. It is noteworthy, that the authors come to the nonlinear Schrödinger equation and further by employing the Madelung transformation come to equations describing behavior of the ideal fluid that is the superfluid BEC. Authors propose as an alternative to cold dark matter a light boson whose mass is small enough (as low as 10^{-33} eV). Its critical temperature is well above that of the Cosmic Microwave Background. This can ensure that a significant fraction of the bosons settle in the ground state with forming the superfluid BEC.

5.2 Vorticity equation

The vorticity equation results from the second gravitomagnetic equation, from Eq. (41):

$$\frac{1}{c} \frac{\partial}{\partial t} \boldsymbol{\Omega} = [\nabla \times \mathbf{F}] \quad \Rightarrow \quad \rho_M \frac{\partial \boldsymbol{\omega}}{\partial t} = \mu(t) \nabla^2 \boldsymbol{\omega} \quad (74)$$

Here we have replaced Ξ by \mathbf{F} , as shown in Eq. (53). As for the second equation, we do not differentiate the mass density ρ_M by time in the expression $\boldsymbol{\Omega} = c\rho_M \boldsymbol{\omega}$. Also we have $[\nabla \times \mathbf{F}] = \mu(t)[\nabla \times \nabla^2 \mathbf{v}] = \mu(t)\nabla^2 \boldsymbol{\omega}$. The vorticity equation describes vortex motion in a local reference frame sliding along an optimal trajectory guided by the wave function that is solutions of the Schrödinger equation (62). In this case the vortex ideally simulates, in the eiconal approximation, the particle moving along the Bohmian trajectory [97].

For the purpose to study the vortex dynamics in 3D space, spherical and toroidal coordinate systems are ideally suited. In order to show some specific features of vortices in their cross-section, the cylindrical coordinate system is better employed, Fig. 8. In this figure the vortex tube is oriented along the

z -axis and its central line is placed in the origin, $(x = 0, y = 0)$. Let us look on the vortex tube in its cross-section. Equation (74), written down for the cross-section of the vortex, looks as follows

$$\frac{\partial \omega}{\partial t} = \nu(t) \left(\frac{\partial^2 \omega}{\partial r^2} + \frac{1}{r} \frac{\partial \omega}{\partial r} \right). \quad (75)$$

Here $\nu(t) = \mu(t)/\rho_M$ and ω means value of the vorticity lying along z -axis.

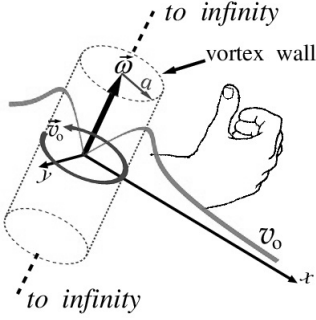


Fig. 8 Vortex given in the cylindrical coordinate system. The vortex wall is a boundary, where the orbital speed, v_o , reaches maximal values; a is the radius of the vortex tube.

A general solution of this equation has the following view:

$$\omega(r, t) = \frac{\Gamma}{4\Sigma(\nu, t, \sigma)} \exp \left\{ -\frac{r^2}{4\Sigma(\nu, t, \sigma)} \right\}, \quad (76)$$

$$v(r, t) = \frac{1}{r} \int_0^r \omega(r', t) r' dr' = \frac{\Gamma}{2r} \left(1 - \exp \left\{ -\frac{r^2}{4\Sigma(\nu, t, \sigma)} \right\} \right). \quad (77)$$

Here Γ is the integration constant having dimension $[\text{length}^2/\text{time}]$ and the denominator $\Sigma(\nu, t, \sigma)$ has a view

$$\Sigma(\nu, t, \sigma) = \int_0^t \nu(\tau) d\tau + \sigma^2. \quad (78)$$

Here σ is an arbitrary constant such that the denominator is always positive.

The orbital velocity, v_o shown in Fig. 8, is drawn by thick gray curve in the plane (x, z) . A maximal value of this curve crosses the boundary named by the vortex wall. The vortex wall outlines a region named by the vortex core, where the orbital velocity falls out to zero at moving to the center of the vortex. Also it falls to zero at removing from the wall to infinity.

Fig. 2(a) shows a torus formed by gluing opposite ends of the cylindrical vortex. Observe that the torus surface is the vortex wall where the orbital speeds are maximal. Position of points on the toroidal vortex wall with the

tube radius a and the torus radius b is given in the Cartesian coordinate system by the following set of equations [96]:

$$\begin{cases} x = (b + a \cos(\varpi_0 t + \phi_0)) \cos(\varpi_1 t + \phi_1), \\ y = (b + a \cos(\varpi_0 t + \phi_0)) \sin(\varpi_1 t + \phi_1), \\ z = a \cos(\varpi_0 t + \phi_0). \end{cases} \quad (79)$$

Here the frequency ϖ_0 is that of rotation about the center of the tube pointed by letter c in Fig 2(a). The frequency ϖ_1 is that of rotation about the center of the torus localized in the origin of coordinates. The toroidal vortex wall can be filled by helicoidal strings everywhere densely at choosing different phases ϕ_0 and ϕ_1 ranging from 0 to 2π with the infinitesimal increment [96]. One string is shown in this figure marked by symbol S_1 . It is drawn when we choose $\varpi_1 = \varpi_0/2$ and $\phi_0 = \phi_1 = 0$. Arrows along the strings show directions of a current, flowing when t goes up.

5.2.1 Neutron spin-echo spectroscopy: measuring the gravitomagnetic effect

Some years ago, a fine experiment was conducted with ultra-cold neutrons flying over a flat mirror elastically reflecting the neutrons in the gravitational field of the Earth [63]. Recently other experiment was conducted with ultra-cold neutrons by applying the resonance spectroscopy to gravity [43,42]. An important detail of the experiments were absence of the electromagnetic field, whose force is several orders of magnitude greater than the gravitational field. For this reason, it was possible to observe the quantum effects of flying neutrons in the gravitational field.

Observation of gravitomagnetic effects at presence of the electromagnetic field opens a possibility to study spin and torsion effects in a gravitational field [81,82,103] with implications for particle physics, cosmology etc. It requires using of sensitive experimental devices. Among them the spin-echo spectroscopy is taken a special place, since the spin echo spectrometers possess by an extremely high energy resolution.

A spin-echo spectrometer for the first time proposed by Ferenc Mezei [57] in the 1970s is a very useful realization demonstrating Bohm's idea of the wholeness and implicate order [17]. In the spin-echo spectroscopy experiment a polarized neutron beam unfolds on the first spin-echo arm and on the second arm it folds, see Fig. 9. If we remove a sample (here it is represented by two vertical arms of the spatial spin flip resonator) then after the second spin-echo arm it is observed that the initial polarization of the neutron beam is restored.

Analogous unfolding and folding phenomenon was described by David Bohm at observing rotation forwards and backwards of a large rotating cylinder specially embedded in a jar [17]. Here is what Michael Talbot writes in his book "The Holographic Universe" [104]: "The narrow space between the cylinder and the jar was filled with glycerine - a thick, clear liquid - and floating motionlessly in the glycerine was a drop of ink. What interested Bohm was that when the handle on the cylinder was turned, the drop of ink spread out through the syrupy glycerine and seemed to disappear. But as soon as

the handle was turned back in the opposite direction, the faint tracing of ink slowly collapsed upon itself and once again formed a droplet”.

The presence of the sample in the spin-echo spectrometer introduces a disturbance in the polarization pattern of neutrons, the result of which is amplified greatly after passing through the second arm.

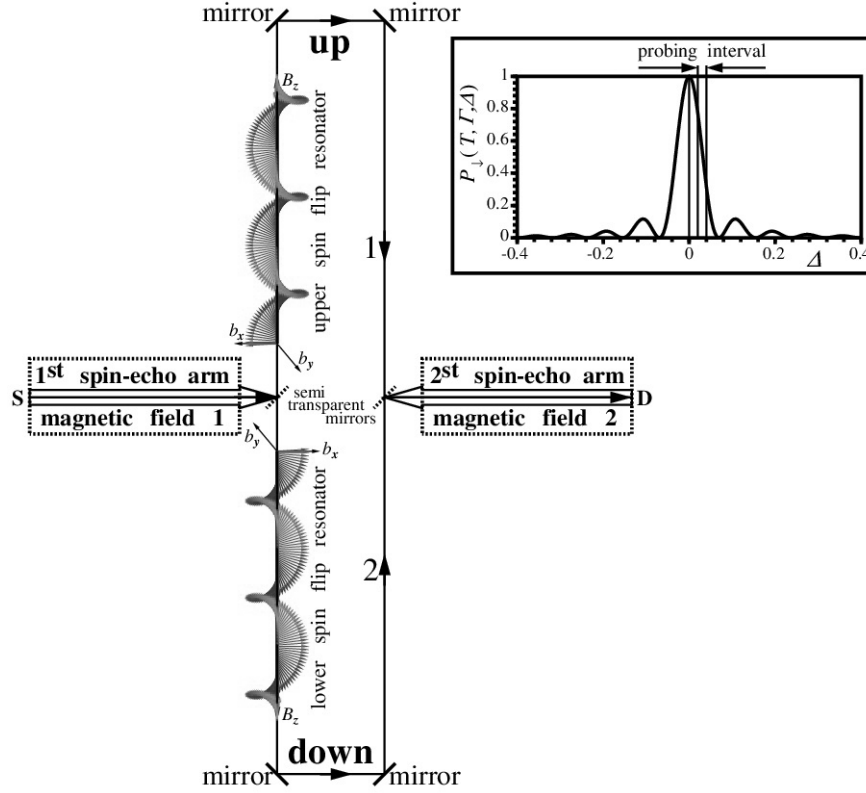


Fig. 9 The spin-echo spectrometer (placed in horizontal direction) contains the spin resonators with opposite oriented periodic magnetic structures as sample (placed vertically). Thin arrows show paths 1 and 2 of the polarized neutrons. Thick empty arrows show orientations of magnetic fields 1 and 2 in the arms of the spin-echo spectrometer. S and D are the neutron source and the detector. Insert in the upper right shows the resonance curve (83). Here the interval for probing falls on a steep area of the spin resonance.

We propose here an experiment with polarized neutrons passing through the spin magnetic resonators oriented in opposite directions. One resonator is oriented up and other down, Fig. 9. These resonators are adopted as a sample placed between two arms of the spin-echo spectrometer. After passing the resonators the both beams on the mirrors unfold back and then they are directed through the second spin-echo arm. The aim is to observe difference of the topological phases arising at the spin resonance due to different neutron speeds induced by the gravitational acceleration of Earth.

Before going further, let us make a number of estimates for the case of thermal neutrons, $E \approx 0.025$ eV, passing through magnetic periodic structures, each with a path length $L \sim 1$ m. The neutron speed v is about $2 \cdot 10^3$ m/s and the time of flight, τ , is about $5 \cdot 10^{-4}$ s. At vertical flight of a thermal neutron in the gravitational field of Earth its speed varies slightly by a value of $g\tau \approx 4.9 \cdot 10^{-3}$ m/s, where $g \approx 9.807$ m·s⁻² is the gravitational acceleration of Earth. At flight of the neutron to up and down we find changes of the speed:

$$v_{1,2} = v \mp g \cdot \tau \approx \begin{cases} 1.9999951 \\ 2.0000049 \end{cases} \times 10^3 \frac{\text{m}}{\text{s}}. \quad (80)$$

Variations of the speed v are seen to be observed in 7th sign after dot. In order to register such variations we need to use the spin resonance technique with applying the spin-echo effect.

For simplicity we will consider a helical magnetic configuration [40,98]:

$$\mathbf{B} = \{b \cos(\omega t), b \sin(\omega t), B_z = \text{const}\}. \quad (81)$$

Here B_z is the principal magnetic field and b is a small transversal magnetic field, $b \ll B_z$, and ω is the frequency of oscillations of the transversal component. In our evaluations $\omega = 2\pi v/L \approx 1.256637 \cdot 10^4$ s⁻¹ and

$$\omega_{1,2} = 2\pi \left(\frac{v}{L} \mp \frac{g}{v} \right) \approx \begin{cases} 1.256634 \\ 1.256640 \end{cases} \times 10^4 \text{ s}^{-1}. \quad (82)$$

The spin-flip resonance curve (turn spin down probability) for neutrons passing through the both resonators has a standard form [2,98]:

$$P_{\downarrow}(\tau, \Gamma, \Delta_k) = |\phi_{\downarrow}|^2 = s_x^2(\tau) + s_y^2(\tau) = \frac{\Gamma^2}{\Gamma^2 + \Delta_k^2} \sin^2 \left(\frac{\tau}{2} \sqrt{\Gamma^2 + \Delta_k^2} \right). \quad (83)$$

Here k ranges 1, 2 and the parameters

$$\Delta_k = \omega_k - \Omega_* \cos(\theta), \quad \Gamma = \Omega_* \sin(\theta) \quad (84)$$

specify the position and the width of a resonance maximum, where

$$\Omega_* = \gamma_n \sqrt{B_z^2 + b^2}, \quad \theta = \arctan(b/B_z) \quad (85)$$

are the Larmor precession frequency and the apex angle of the cone described by the vector \mathbf{B} , respectively [40].

One can see that the detuning of the resonances for $k = 1, 2$ has the following value

$$\delta\omega \cdot \tau = (\Delta_2 - \Delta_1)\tau = 4\pi \frac{g}{v} \cdot \tau \approx 3 \cdot 10^{-5}. \quad (86)$$

From here it follows that than smaller the neutron speed v , the larger $\delta\omega$. That is why, for such experiments it is better to take cold neutrons and even ultra-cold ones. On the other hand, one can try to make an acute resonance curve by choosing the inequality $B_z \gg b$ as large as possible. Observation of such small effects in this case is done on a steep slope of the resonance curve, see insert in Fig. 9. Attracting the spin-echo spectrometry for detecting such small phase variations is an extra effective method for the experimental testing.

5.2.2 Spiral galaxy rotation

Since the time average of the viscosity is zero, according to our agreement (56), the above solutions, Eqs. (76) and (77), at large times, $t \gg 1$ reduce to:

$$\omega(r, \sigma) = \frac{\Gamma}{4\sigma^2} \exp\left\{-\frac{r^2}{4\sigma^2}\right\}, \quad (87)$$

$$v(r, \sigma) = \frac{\Gamma}{2r} \left(1 - \exp\left\{-\frac{r^2}{4\sigma^2}\right\}\right). \quad (88)$$

This solution is named the Gaussian coherent vortex cloud [45,59,70] that is permanent in time.

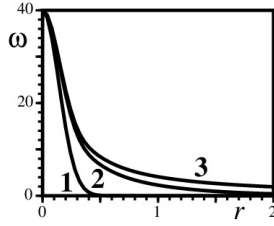


Fig. 10 Vorticity (89) as a function of r for different sums of $\sigma \cdot n$ ($\sigma = 0.1$): (1) $N = 1$, (2) $N = 10$, (3) $N = 100$. The vorticity is calibrated by height at the point $r = 0$ by choosing Γ . (The scales are conditional).

The Gaussian vortex clouds unleashed from the time dependence allow superposition

$$\omega(r) = \sum_{n=1}^N \omega(r, \sigma_n), \quad (89)$$

$$v(r) = \sum_{n=1}^N v(r, \sigma_n), \quad (90)$$

where σ_n grows with increasing n . A weak dependence on t at the noise level is acceptable. Sums of the Gaussian vortex clouds at different set of $\sigma \cdot n = 0.1n$, $n = 1, 2, \dots, N$ are shown in Fig. 10. At $N = 1$ we have a single Gaussian vortex cloud. One can see that its tail vanishes very quickly. On the other hand, at $N = 100$ the tail is kept very long, slowly decreasing to zero. It means that the orbital velocity (90) can maintain a constant level at long distances from the vortex core.

Figs. 11, 12, 13 show the orbital speeds (90) as functions of r and t for three different values of N : $N = 1$, $N = 10$, and $N = 100$, respectively. First, all speeds are constant with regards of increasing time t . As for increasing r , the orbital speeds show different behavior at large r . The orbital speed with a single σ -mode, $N = 1$, has usual profile as for a standard classical vortex.

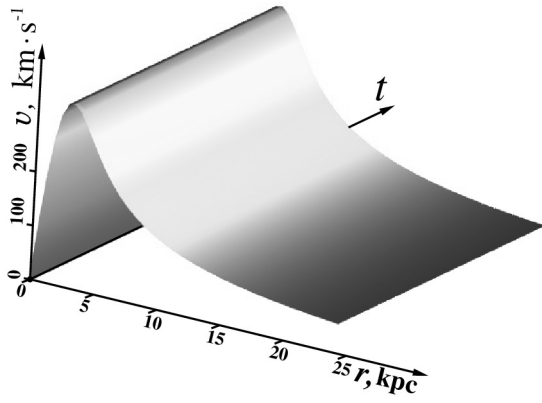


Fig. 11 Orbital velocity (90) for $N = 1$

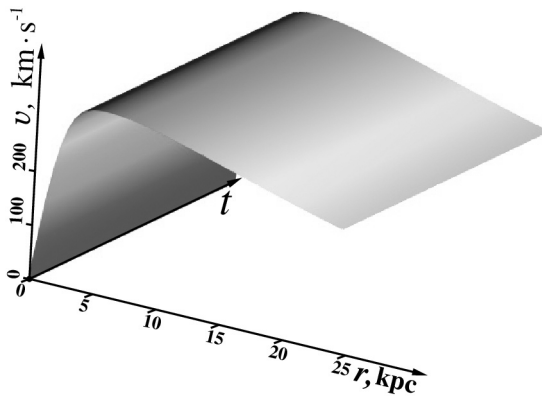


Fig. 12 Orbital velocity (90) for $N = 10$

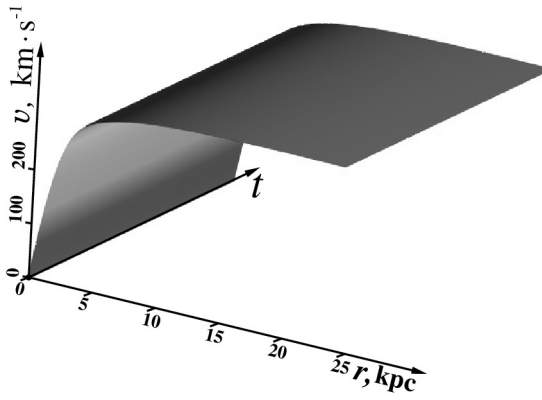


Fig. 13 Orbital velocity (90) for $N = 100$

Inside the vortex core the speed falls down to zero when r tends to zero. There is a vortex wall where the orbital speed reaches maximal values. Further, with increasing r the speed begins to quickly fall, Fig. 11. It decreases up to zero at r tending to infinity. When the next σ -modes are added to the sum, $\sigma = 0.1 \cdot n$, $n = 1, 2, \dots, N$ (90), a profile of the orbital speed behind the vortex wall stops falling, Fig. 12. In case of $N = 100$ modes, for example, the orbital speed takes a flat profile, Fig. 13.

Spiral galaxies pose different flat profiles of the orbital speeds [14, 86] depending on σ -modes of the Gaussian vortex clouds composed from different dark matter constituents.

5.3 Wave equations

The wave equations for the vector fields Ξ and Ω traveling in the cosmic space stems from Eq. (39) as soon as we apply to this equation the differential operator \mathcal{D} :

$$\mathcal{D}\mathcal{D}^T \mathbb{F}_{\Xi\Omega} = \square \mathbb{F}_{\Xi\Omega} = \frac{4\pi}{c} \mathcal{D}\mathbb{J} \quad (91)$$

Observe that the term $\mathcal{D}\mathbb{J}$ performs the same computations that $\mathcal{D}T$ in (23). Therefore we can rewrite the above formula in more detail

$$\left(\nabla^2 - \frac{\partial^2}{c^2 \partial t^2} \right) (\Omega - \mathbf{i} \Xi) = \frac{4\pi}{c} \left([\nabla \times \mathfrak{S}] - \mathbf{i} \left(\nabla c\wp + \frac{\partial}{c \partial t} \mathfrak{S} \right) \right) \quad (92)$$

Now let us to take a look on the wave propagation dynamics through a prism of Eqs. (40)–(43). The energy flux (50) can be transferred by waves described by the wave equations. They can be extracted from Eq. (43) after applying to it either the operator curl

$$\begin{aligned} & \frac{1}{c^2} \frac{\partial^2}{\partial t^2} \Omega + \overbrace{\nabla (\nabla \cdot \Omega) - \nabla^2 \Omega}^{[\nabla \times [\nabla \times \Omega]]} = -\frac{4\pi}{c} [\nabla \times \mathfrak{S}] \\ \Rightarrow & \frac{1}{c^2} \frac{\partial^2}{\partial t^2} \Omega - \nabla^2 \Omega = -\frac{4\pi}{c} [\nabla \times \mathfrak{S}], \end{aligned} \quad (93)$$

or by differentiating by time

$$\begin{aligned} & \frac{1}{c^2} \frac{\partial^2}{\partial t^2} \Xi + \overbrace{\nabla (\nabla \cdot \Xi) - \nabla^2 \Xi}^{[\nabla \times [\nabla \times \Xi]]} = -\frac{4\pi}{c^2} \frac{\partial}{\partial t} \mathfrak{S} \\ \Rightarrow & \frac{1}{c^2} \frac{\partial^2}{\partial t^2} \Xi - \nabla^2 \Xi = -4\pi \left(\nabla \wp + \frac{\partial}{c^2 \partial t} \mathfrak{S} \right). \end{aligned} \quad (94)$$

First one can note, that in a free space these waves propagate freely like radio waves. In this case, the right parts in these equations should be absent.

However, all space is filled by the superfluid quantum medium having the zero-point fluctuations. Or, as suggested, the space is filled by the dark energy and the dark matter. Their fluctuations at the nonzero temperature of cosmic space, equal about to 2.725 K, are believed to manifest themselves as the cosmic microwave background (CMB), likewise to CMB of the EM radiations [47, 64]. These sources are placed in the right parts of the wave equations (93)-(94). These parts, namely, \wp and \mathfrak{S} , reveal an amazing accordance to the electrodynamic potentials ϕ and \mathbf{A} . We see, that the term

$$\mathcal{B} = (4\pi/c)[\nabla \times \mathfrak{S}] \quad (95)$$

in the right part of Eq. (93) represents a source of the angular moment waves. And the term

$$\mathcal{E} = (4\pi)\nabla\wp + (4\pi/c)\frac{\partial}{c\partial t}\mathfrak{S} \quad (96)$$

in the right part of Eq. (94) represents a source of the force density waves. Dimension of these sources is pressure per unit volume.

6 CMB radiation

Note that \wp is represented as divergence (34) of all force densities (57) acting in the unit volume under consideration:

$$\wp \sim (\nabla \cdot \mathbf{F}) = \lim_{V \rightarrow 0} \frac{1}{V} \oint_S (\mathbf{F} \cdot d\mathbf{S}). \quad (97)$$

Here the integral over a closed surface S bounding the volume V computes a flow of the vector field \mathbf{F} through this surface. The density current \mathfrak{S} is simply equal to $\mathbf{v}\wp$, where the velocity \mathbf{v} is the sum of irrotational and orbital velocities (32). From here one can see, that the oscillating sources push down a quantum superfluid substance from the volume V through the surface S in one half-period and retract it back (negative pressure) in other half-period. For that reason Eqs. (93) and (94) have the following view

$$\square \Omega = \mathcal{B}, \quad (98)$$

$$\square \Xi = \mathcal{E}, \quad (99)$$

with the right parts different from zero. These equations describe oscillations of vector fields, quanta of which can be gravitational Bose particles with a tiny mass [11, 21, 58, 89, 101].

Fluctuations of the sources \mathcal{B} and \mathcal{E} can take place, for example, by rotating of two massive bodies about each other. However, weak fluctuations of the force fields \mathcal{B} and \mathcal{E} can occur continuously because of nonzero temperature of outer space equal about 2.725 K, supporting the CMB radiation [47, 64].

Main parameters involved in Eqs. (17)-(18) come from the mass density:

$$\rho_M = \frac{M}{\Delta V} = m \frac{N}{\Delta V} = m\rho. \quad (100)$$

The mass density is a ratio of the bulk M to the volume ΔV occupied by this mass. In turn out, that there are N elementary carriers of mass m , which give the bulk M [41]. Ratio of N to the fluid volume ΔV is the density $\rho = N/\Delta V$.

Let us evaluate the mass density of our visible universe. Here we will adhere units SI. At the diameter of the universe d equal about 28.5 gigaparsecs [7], or 8.8×10^{26} m, its volume is $\Delta V = (\pi/6)d^3 \approx 3.57 \times 10^{80}$ m³. The total mass of ordinary matter in the universe according to different sources is about 10^{53} to 2×10^{53} kg [22,109]. We adopt the average $M = 1.5 \times 10^{53}$ kg. From here we may evaluate the mass density of the ordinary matter filling the visible universe

$$\rho_M = \frac{M}{\Delta V} \approx 5.6 \times 10^{-28} \text{ kg} \cdot \text{m}^{-3}. \quad (101)$$

From the other hand, because space is nearly flat (Euclidean) today, the average density is close to the critical density [88]:

$$\rho_{\text{crit}} = \frac{3}{8\pi G} H_0^2 \approx 10^{-26} \text{ kg} \cdot \text{m}^{-3}. \quad (102)$$

Here G is the gravitational constant. The Hubble constant H_0 expressed in units adopted in astrophysics is about $73 \text{ km} \cdot \text{Mpc}^{-1} \cdot \text{s}^{-1}$ [26], or $2.36 \times 10^{-18} \text{ s}^{-1}$ being represented in SI unit [99].

Now we can estimate the presence of ordinary matter and the matter composing the critical density (dark matter and energy) in the observed universe in the percentage

$$\frac{\rho_{\text{crit}}}{\rho_M + \rho_{\text{crit}}} \cdot 100\% \approx 96\% \quad (103)$$

So, the ordinary (baryon) matter is only 4% in the visible universe.

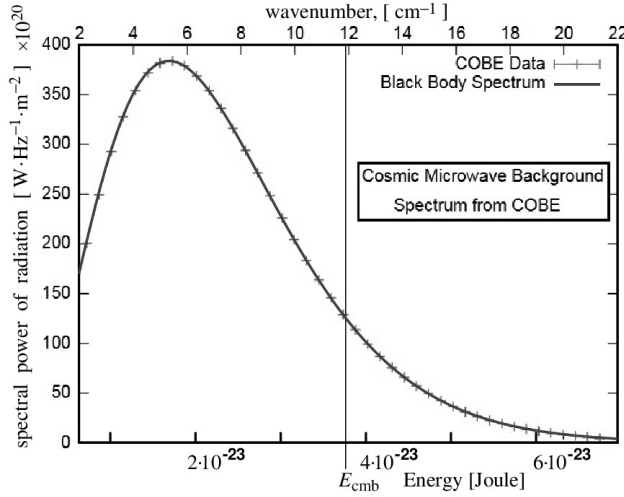


Fig. 14 Cosmic microwave background spectrum measured by the FIRAS instrument on the COBE [112].

The cosmic microwave background (CMB) radiation of the outer space is an emission of uniform, black body thermal energy coming from all parts of the sky. It has a temperature $T_{cmb} = 2.725$ K. The radiation submits to the Planck's law:

$$R_{cmb}(\nu, T_{cmb}) = \frac{2h\nu^3}{c^2} \frac{1}{\exp\left\{\frac{h\nu}{k_B T_{cmb}}\right\} - 1}. \quad (104)$$

Here h is the Planck constant, ν is the frequency of the radiation, and k_B is the Boltzmann constant. The spectral power of the radiation, $R(\nu, T_{cmb})$ as function of the energy $E = h\nu$, is shown in Fig. 14. Here the result is multiplied by a factor 10^{20} to get coincidence with the COBE data [112]. The upper scale is given in units of the wavenumber $k = E\hbar^{-1}c^{-1}$ ranging from 2 cm^{-1} to 22 cm^{-1} . The CMB energy, $E_{cmb} = k_B T_{cmb}$, is about 3.76×10^{-23} J or 0.235 meV , and the CMB wavenumber k_{cmb} is about 11.9 cm^{-1} .

One can compute the diffusion parameter

$$D_{cmb} = \frac{R_{cmb}(\nu, T_{cmb})}{c\rho_{crit}} \quad (105)$$

for diffusion scattering of the CMB photons in the outer space. From here we can evaluate the diffusion length of the scattering photons

$$L_{cmb} = \sqrt{D_{cmb}(ck)^{-1}}. \quad (106)$$

For $k = 5.354 \text{ cm}^{-1}$ (this quantity corresponds to maximal value of the CMB radiation, see Fig. 14) the diffusion length is about $2.8 \times 10^{-6} \text{ m}$ at $\lambda = 1/k \approx 1.9 \times 10^{-3} \text{ m}$. It means, that the BEC is robust at such minuscule fluctuations.

Since the diffusion length is much smaller wavelengths of the CMB-photons, the pressure gradients of fluctuating virtual particles are weak, what induces weak gravitomagnetic fluctuations. It means that the fluctuating sources \mathcal{B} and \mathcal{E} in Eqs. (98)-(99) are very weak. Nevertheless, these fluctuations bear quantum nature obeying to the Planck's law (104).

7 Conclusion

By beginning from the Penrose's twistor program we moved immediately from the $SU(2)$ group to the group represented by four quaternion matrices of rank 4. This elicits the 4π symmetry as related to a non-orientable topology of the complex plane as compactified onto the Riemann sphere, as shown upon Fig. 2(b).

The diagram shown in Fig. 15 summarizes the results presented in this work. Differential operators $\partial/\partial x$, $\partial/\partial y$, $\partial/\partial z$, and $\mathbf{i}\partial/c\partial t$ (\mathbf{i} is an imaginary unit and c is the speed of light), being coefficients of the four 4×4 quaternion matrices, serve for reproduction of the generating operator \mathcal{D} . This operator maps the energy-momentum tensor onto the force density tensor. The latter is composed of the sum of the external forces acting on the deformable medium

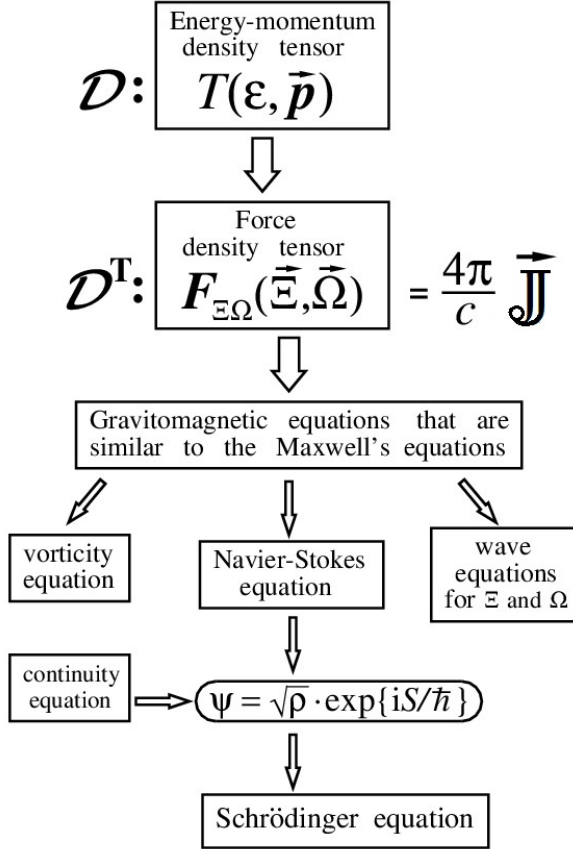


Fig. 15 Diagram showing action of the generalized differential operators \mathcal{D} and \mathcal{D}^T and emergence of the vorticity equation, Schrödinger equation, and the wave equations.

from the outside and of the internal forces arising as a reaction on the external ones. The internal forces are represented by the pressure gradients causing the deformations of the medium and the energy dissipation conditioned by the shear viscosity of the medium layers forced by the pressure gradients.

The deformable medium in our consideration is the superfluid quantum space. For that reason, it would seem, we should reject the viscosity. However it is not a good idea, since it leads to appearance of singularities in subsequent computations. Instead we do not reject the viscosity, but proclaim that the viscosity in the average of time is zero, but its variance is not zero. In that case we deal with the energy exchange with the background environment.

A motion of this superfluid quantum medium is described in the non-relativistic limit by the modified Navier-Stokes equation [94–98], which computes the field of velocities on it. The modification deals with the internal forces mentioned above. In addition, the state field of this medium is described by the continuity equation. In pair these two equations give a full description of

a quantum object moving in this medium. The first equation describes the mobility of the quantum object near any point in this medium. The second equation gives the probability of detecting this object in the vicinity of this point. The more accurately the velocity of the object is determined, the more uncertain its position. And vice versa.

The ancient Greek philosopher Aristotle assumed the existence of ether that fills all space everywhere densely. This celestial medium, named by him to be the fifth element, in addition to four terrestrial elements (solid state, liquid, gaseous state, and plasma), is not trivial. In traditional Indian cosmology this medium, named *akasha*, is "an ethereal fluid pervading the whole cosmos". The superfluid quantum medium can be perceived as a modern reincarnation of the above mentioned ethereal fluid.

In this respect, we determine the quantum potential stipulating the quantum nature of this medium. The quantum potential is equal to the internal pressure divided by the density distribution of quantum carriers in the medium – particles with mass m . The carrier in this medium moves along the Bohmian trajectory with random deviations from a medial direction evaluated by the uncertainty principle. The diffusion coefficient is $\hbar/2m$, \hbar is the reduced Planck constant. Such a modification leads to derivation of the Schrödinger equation.

The second generating operator shown in Fig. 15 is the transposed operator \mathcal{D}^T . It acts on the force density tensor loaded by the 4D current density printed from the right. The current density is produced by forces acting both external and internal to the deformable medium. The operator \mathcal{D}^T by acting on the force density tensor reproduces four differential equations representing the gravitomagnetic equations. They are similar to Maxwell's equations. There is a small difference, however. It lies in the difference of signs in some equations. It is remarkable, that Ignazio Ciufolini and John Archibald Wheeler knew about this difference and expressed it in their monograph [19] by drawing different orientations of the gravitomagnetic and magnetic fields on the figure (compare Figs. 5(a) and 5(b)). It should be noted, however, that the graviromagnetic equations and the Maxwell's equations are isomorphic. For that it is sufficient to change directions either of the gravitomagnetic field or of the magnetic induction.

It is remarkable that the four gravitomagnetic equations are the generating equations for the set of equations bearing a real physical meaning.

The first equation simply says that the force density $\mathbf{\Omega}$ does not contain the forces resulting from the gradients of potential energies - there are no contributions from scalar fields.

The second equation leads to the vorticity equation. It means that the force density $\mathbf{\Omega}$ is the orbital force. Since the viscosity coefficient is zero in the average of time but its variance is not zero, we get solutions of the vortex with the non-zero its core and with infinite vortex lifetime. It gives a pattern of the orbital velocity simulating that of a spiral galaxy.

The third equation that can be extracted from the modified Navier-Stokes is equation the Hamilton-Jacobi equation loaded by the quantum potential. By combining the latter equation with the continuity equation through in-

vovement of the wave function written in the polar form (it is printed in the elongated oval in Fig. 15) we come to the Schrödinger equation.

The fourth equation underlies emergence of two wave equations describing wave dynamics of the force densities Ω and Ξ . Both equations contain sources supporting propagation of the waves. Organization of these sources are strongly similar to organization of the 4D electromagnetic potential. Since the Universe contains enormous amounts of gravitational material, the sources are present everywhere. In particular, by that reason the Universe can be compared with the absolutely black body radiating CMB that obeys to the Planck's law.

Acknowledgements It is pleasant to note useful discussions with Marco Fedi concerning the Universe. The author thanks Mike Cavedon and Sridhar Bulusu for useful and valuable discussions, remarks, and offers.

References

1. Ade, P.A.R., 257 co-authors of Planck collaboration: Planck 2015 results. XIII. Cosmological parameters. *Astronomy & Astrophysics* **594**(A13), 1–63 (2016).
2. Agamalyan, M.M., Drabkin, G.M., Sbitnev, V.I.: Spatial spin resonance of polarized neutrons. A tunable slow neutron filter. *Physics Reports* **168**(5), 265–303 (1988).
3. Albareti, F.D., Cembranos, J.A.R., Maroto, A.L.: The large-scale structure of vacuum. *Int. J. Mod. Phys. D* **23**(12), 1442,019 (7 pp) (2014).
4. Albareti, F.D., Cembranos, J.A.R., Maroto, A.L.: Vacuum energy as dark matter. *Phys. Rev. D* **90**, 123,509 (2014).
5. Anderson, J.D., Laing, P.A., Lau, E.L., Liu, A.S., Nieto, M.M., Turyshev, S.G.: Indication, from Pioneer 10/11, Galileo, and Ulysses Data, of an Apparent Anomalous, Weak, Long-Range Acceleration. *Phys. Rev. Lett.* **81**, 2858–2861 (1998).
6. Atiyah, M., Dunajski, M., Mason, L.J.: Twistor theory at fifty: from contour integrals to twistor strings. *Proc. R. Soc. A* **473**, 20170,530 (2017).
7. Bars, I., Terning, J.: *Extra Dimensions in Space and Time*. Springer, New York, Dordrecht, Heidelberg, London (2010).
8. Baylis, W.B. (ed.): *Clifford (Geometric) Algebra with Applications to Physics, Mathematics, and Engineering*. Burkhäuser, Boston (1996)
9. Behera, H.: Comments on gravitoelectromagnetism of Ummarino and Gallerati in "Superconductor in a weak static gravitational field" vs other versions. *Eur. Phys. J. C* **77**, 822 (2017).
10. Behera, H., Naik, P.C.: Gravitomagnetic moments and dynamics of dirac's (spin 1/2) fermions in flat space-time maxwellian gravity. *Int. J. Mod. Phys. A* **19**, 4207–4230 (2004).
11. Berezhiani, L., Khoury, J.: Theory of dark matter superfluidity. *Phys. Rev. D* **92**, 103,510 (2015). . URL arXiv:1507.01019(hep-th)
12. Berry, M.: Quantal phase factors accompanying adiabatic changes. *Proc. R. Soc. A* **392**, 45–57 (1984).
13. Berry, M., Marzoli, I., Schleich, W.: Quantum carpets, carpets of light. *Physics World* **14**(6), 39–44 (2001).
14. de Blok, W.J.G., McGaugh, S.S., Rubin, V.C.: High-resolution rotation curves of low surface brightness galaxies. II. Mass models. *The Astronomical Journal* **122**, 2396–2427 (2001).
15. Bohm, D.: A suggested interpretation of the quantum theory in terms of "hidden" variables. I. *Phys. Rev.* **85**(2), 166–179 (1952).
16. Bohm, D.: A suggested interpretation of the quantum theory in terms of "hidden" variables. II. *Phys. Rev.* **85**(2), 180–193 (1952).

17. Bohm, D.: Wholeness and the Implicate Order. Taylor and Francis Group, London, N. Y. (2006)
18. Cashen, B., Aker, A., Kesden, M.: Gravitomagnetic dynamical friction. *Phys. Rev. D* **95**, 064,014 (2017).
19. Ciufolini, I., Wheeler, J.A.: Gravitation and Inertia. Princeton University Press, Princeton, New Jersey (1995). Page 8, Fig. 1.2. The directionalities of gravitomagnetism, magnetism, and fluid drag compared and contrasted.
20. Clark, S.J., Tucker, R.W.: Gauge symmetry and gravito-electromagnetism. *Classical and Quantum Gravity* **17**(19), 4125–4157 (2000).
21. Das, S., Bhaduri, R.K.: Dark matter and dark energy from Bose-Einstein condensate. *Class. Quant. Grav.* **32**, 105,003 (6 pp) (2015).
22. Davies, P.: The goldilocks enigma. A mariner book, Houghton Mifflin Co., Boston, N. Y. (2006)
23. De Matos, C.J., Tajmar, M.: Gravitomagnetic fields in rotating superconductors to solve Tate's Cooper pair mass anomaly. In: M.S. El-Genk (ed.) AIP Conference Proceedings, vol. 813, p. 1415 (2006).
24. Disconzi, M.M., Kephart, T.W., Scherrer, R.J.: On a viable first order formulation of relativistic viscous fluids and its applications to cosmology (2017). URL <https://arxiv.org/abs/1510.07187v3>
25. Fiscaletti, D.: The geometrodynamical nature of the quantum potential. *Ukr. J. Phys.* **57**(5), 560–573 (2012)
26. Freedman, W.L., Madore, B.F., Gibson, B.K., Ferrarese, L., Kelson, D.D., Sakai, S., Mould, J.R., Kennicutt Jr., R.C., Ford, H.C., Graham, J.A., Huchra, J.P., Hughes, S.M.G., Illingworth, G.D., Macri, L.M., Stetson, P.B.: Final Results from the Hubble Space Telescope Key Project to Measure the Hubble Constant. *Astrophys. J.* **553**, 47–72 (2001).
27. Friedman, A.: Über die Krümmung des Raumes. *Z. Phys.* **10**(1), 377–386 (1922)
28. Girard, P.R.: The quaternion group and modern physics. *Eur. J. Phys.* **5**, 25–32 (1984).
29. Girard, P.R.: Quaternions, Clifford Algebras and Relativistic Physics. Birkhäuser Verlag AG, Basel, Switzerland (2007)
30. Goenner, H.F.M.: On the history of unified field theories. *Living Rev. Relativity* **7**(2), 1–153 (2004). URL <http://www.livingreviews.org/lrr-2004-2>
31. Goenner, H.F.M.: On the history of unified field theories. part ii. (ca. 1930-ca. 1965). *Living Rev Relativ.* **17**(1), 5 (2014).
32. Griffin, A., Nikuni, T., Zaremba, E.: Bose-Condensed Gases at Finite Temperatures. Cambridge University Press, Cambridge (2009). . Ch. 14: Landau's theory of superfluidity, pp. 309-321
33. Grössing, G.: On the thermodynamic origin of the quantum potential. *Physica A* **388**, 811–823 (2009)
34. Hamermesh, M.: Group Theory and Its Application to Physical Problems. Dover Publ., Inc., N. Y. (1962)
35. Heaviside, O.: A gravitational and electromagnetic analogy. *The Electrician* **31**, 281–282 (1893)
36. Hehl, F.W., Obukhov, Y.N.: Élie Cartan's torsion in geometry and in field theory, an essay. *Annales de la Fondation Louis de Broglie* **32**(2-3), 157–194 (2007)
37. Hestenes, D.: Space-Time Algebra. Springer Int. Publ., Switzerland (2015)
38. Huang, K.: Dark energy and dark matter in a superfluid universe. *Int. J. Mod. Phys. A* **28**, 1330,049 (2013). . URL <https://arxiv.org/abs/1309.5707>
39. Huang, K., Xiong, C., Zhao, X.: Scalar-field theory of dark matter. *Int. J. Mod. Phys. A* **29**, 1450,074 (2014).
40. Ioffe, A.I., Kirsanov, S.G., Sbitnev, V.I., Zabyakin, V.S.: Geometric phase in neutron spin resonance. *Physics Letters A* **158**(9), 433–435 (1991).
41. Jackiw, R., Nair, V.P., Pi, S.Y., Polychronakos, A.P.: Perfect fluid theory and its extensions. *J. Phys. A* **37**, R327–R432 (2004).
42. Jenke, T., Cronenberg, G., Burgdörfer, J., Chizhova, L.A., Geltenbort, P., Ivanov, A.N., Lauer, T., Lins, T., Rotter, S., Saul, H., Schmidt, U., Abele, H.: Gravity resonance spectroscopy constrains dark energy and dark matter scenarios. *Phys. Rev. Lett.* **112**(16 April), 151,105 (2014).

43. Jenke, T., Geltenbort, P., Lemmel, H., Abele, H.: Realization of a gravity-resonance-spectroscopy technique. *Nature Physics* **7**(17 April), 468–472 (2011). URL <https://www.nature.com/articles/nphys1970>
44. Kambe, T.: A new formulation of equations of compressible fluids by analogy with Maxwell's equations. *Fluid Dyn. Res.* **42**, 055,502 (2010).
45. Kleineberg, K.K., Friedrich, R.: Gaussian vortex approximation to the instanton equations of two-dimensional turbulence. *Phys. Rev. E* **87**, 033,007 (2013).
46. Kundu, P., Cohen, I.: *Fluid Mechanics*. Academic Press, San Diego, California 92101-4495 (2002)
47. Li, T.P., Wu, M.: Thermal gravitational radiation and condensed universe (2016). URL <https://arxiv.org/abs/1612.04199>
48. Lighthill, M.J.: *An Informal Introduction to Theoretical Fluid Mechanics*. Oxford University Press, Oxford (1986)
49. Lounesto, P.: *Clifford algebras and spinors*. London Mathematical Society Lecture Note. Series 286. Cambridge University Press, Cambridge (2001)
50. Madelung, E.: Quantumtheorie in hydrodynamische form. *Zts. f. Phys.* **40**, 322–326 (1926)
51. Marcer, P., Rowlands, P.: Nilpotent quantum mechanics: Analogs and applications. *Front. Phys.* (18 July) (2017).
52. Marmanis, H.: Analogy between the Navier-Stokes equations and Maxwell's equations: Application to turbulence. *Physics of Fluids* **10**, 1428 (1998).
53. Martins, A.A.: Fluidic electrodynamics: On parallels between electromagnetic and fluidic inertia (2012). URL <http://arxiv.org/abs/1202.4611>
54. Martins, A.A., Pinheiro, M.J.: Inertia, electromagnetism and fluid dynamics. In: M.S. El-Genk (ed.) *AIP Conference Proceedings - STAIF 2008*, vol. 969, pp. 1154–1162 (2008).
55. Martins, A.A., Pinheiro, M.J.: Fluidic electrodynamics: Approach to electromagnetic propulsion. *Phys. Fluids* **21**, 097,103 (2009).
56. Mashhoon, B., Gronwald, F., Lichtenegger, H.I.M.: Gravitomagnetism and the Clock Effect. *Lect. Notes Phys.* **562**, 83–108 (2001)
57. Mezei, F.: Fundamentals of neutron spin echo spectroscopy. In: F. Mezei, a.G.T. Pappas C. (eds.) *Neutron Spin Echo Spectroscopy*, Lecture Notes in Physics, vol. 601. Springer, Heidelberg (2003)
58. Mielczarek, J., Stachowiak, T., Szydlowski, M.: Vortex in axion condensate as a dark matter halo. *Int. J. Mod. Phys. D* **19**, 1843–1855 (2010).
59. Negretti, M.E., Billant, P.: Stability of a gaussian pancake vortex in a stratified fluid. *J. Fluid Mech.* **718**, 457–480 (2013).
60. Nelson, E.: Derivation of the Schrödinger equation from Newtonian mechanics. *Phys. Rev.* **150**, 1079–1085 (1966).
61. Nelson, E.: *Dynamical theories of Brownian motion*. Princeton Univ. Press, Princeton, New Jersey (1967)
62. Nelson, E.: Review of stochastic mechanics. *Journal of Physics: Conference Series* **361**, 012,011 (2012).
63. Nesvizhevsky, V.V., Börner, H.G., Petukhov, A.K., Abele, H., Baessler, S., Ruess, F.J., Stöferle, T., Westphal, A., Gagarski, A.M., Petrov, G.A., Strelkov, A.V.: Quantum states of neutrons in the Earth's gravitational field. *Nature* **415**(Jan 17), 297–299 (2002).
64. Nozaria, K., Anvaria, S.F., Sefiedgara, A.S.: Black body radiation in a model universe with large extra dimensions and quantum gravity effects (2018). URL <https://arxiv.org/abs/1206.5631>
65. Penrose, R.: Twistor algebra. *J. Math. Phys.* **8**, 345 (1967).
66. Penrose, R.: Twistor quantization and curved space-time. *Int. J. Theor. Phys.* **1**, 61–99 (1968).
67. Penrose, R.: Spinors and torsion in general relativity. *Found. Phys.* **13**(3), 325–339 (1983).
68. Penrose, R., Rindler, W.: *Spinors and Space-Time Volume 1: Two-spinor calculus and relativistic fields*. Cambridge University Press, Cambridge et al. (1984)
69. Penrose, R., Rindler, W.: *Spinors and Space-Time. Volume 2: Spinor and Twistor Methods in Space-Time Geometry*. Cambridge University Press, Cambridge etc. (1986)

70. Provenzale, A., Babiano, A., Bracco, A., Pasquero, C., Weiss, J.B.: Coherent vortices and tracer transport. *Lect. Notes Phys.* **744**, 101–116 (2008).
71. Rapoport, D.L.: Riemann-Cartan-Weyl quantum geometry. II Cartan stochastic copying method, Fokker-Planck operator and Maxwell-de Rham equations. *Int. J. Theor. Phys.* **36**(10), 2115–2152 (1997).
72. Rapoport, D.L.: Stochastic differential geometry and the random flows of viscous and magnetized fluids in smooth manifolds and Euclidean Space (2000). URL <https://arxiv.org/abs/math-ph/0012032>
73. Rapoport, D.L.: Martingale problem approach to the representations of the Navier-Stokes equations on smooth-boundary manifolds and semispace. *Random Operators and Stochastic Equations* **11**(2) (2003).
74. Rapoport, D.L.: Cartan-Weyl Dirac and Laplacian Operators, Brownian Motions: The Quantum Potential and Scalar Curvature, Maxwell's and Dirac-Hestenes Equations, and Supersymmetric Systems. *Found. Phys.* **35**(8), 1383–1431 (2005).
75. Rapoport, D.L.: On the unification of geometric and random structures through torsion fields: Brownian motions, viscous and magneto-fluid-dynamics. *Found. Phys.* **35**(7), 1205–1244 (2005).
76. Rapoport, D.L.: Torsion Fields, Cartan-Weyl Space-Time and State-Space Quantum Geometries, their Brownian Motions, and the Time Variables. *Found. Phys.* **37**(4), 813–854 (2007).
77. Rapoport, D.L.: Torsion fields, the extended photon, quantum jumps, the eikonal equation, the twistor geometry of cognitive space and the laws of thought. In: J. Levy, M.C. Dutty (eds.) *Ether space-time and cosmology: Physical vacuum, relativity and quantum physics*, vol. 3, pp. 389–457. Apeiron, Montreal (2009)
78. Rapoport, D.L.: Torsion fields, propagating singularities, nilpotence, quantum jumps and the eikonal equations (2010). URL <https://www.researchgate.net/publication/234943262>
79. Rapoport, D.L.: Klein bottle logophysics, self-reference, heterarchies, genomic topologies, harmonics and evolution. part i: Morphomechanics, space and time in biology & physics, cognition, non-linearity and the structure of uncertainty. *Quantum Biosystems* **7**(1), 1–73 (2016)
80. Rapoport, D.L.: Klein bottle logophysics, self-reference, heterarchies, genomic topologies, harmonics and evolution. part ii: Non-orientability, cognition, chemical topology and eversions in nature. *Quantum Biosystems* **7**(1), 74–106 (2016)
81. Rapoport, D.L., Sternberg, S.: Classical mechanics without Lagrangians and Hamiltonians. *Nuovo Cimento A* **80**(3), 371–383 (1984).
82. Rapoport, D.L., Sternberg, S.: On the interaction of spin and torsion. *Annals of Physics* **158**(2), 447–475 (1984).
83. Rodrigues, W.A., Capelas de Oliveira, E.: *The Many Faces of Maxwell, Dirac and Einstein Equations. A Clifford Bundle Approach*. LNP 722. Springer-Verlag, Berlin, Heidelberg (2007).
84. Romatschke, P.: New developments in relativistic viscous hydrodynamics. *Int. J. Mod. Phys. E* **19**, 1–53 (2010). URL <http://arxiv.org/abs/0902.3663>
85. Romatschke, P.: Relativistic viscous fluid dynamics and non-equilibrium entropy. *Class. Quant. Grav.* **27**, 025,006 (2010). URL <http://arxiv.org/abs/0906.4787>
86. Rubin, V.C.: A brief history of dark matter. In: M. Livio (ed.) *The Dark Universe: Matter, Energy and Gravity*, Symposium Series: 15, pp. 1–13. Cambridge University Press, Cambridge (2004)
87. Ruggiero, M.L.: Gravitomagnetic field of rotating rings. *Astrophys. Space Sci.* **361**(4), 140 (2016).
88. Ryden, B.: *Introduction to Cosmology*. The Ohio State University (2006)
89. Sarkar, S., Vaz, C., Wijewardhana, L.C.R.: Gravitationally bound Bose condensates with rotation. *Phys. Rev. D* **97**, 103,022 (2018).
90. Sbitnev, V.I.: Passage of polarized neutrons through magnetic media. depolarization by magnetized inhomogeneities. *Z. Phys. B: Cond. Matt.* **74**(3), 321–327 (1989).
91. Sbitnev, V.I.: Particle with spin in a magnetic field - the Pauli equation and its splitting into two equations for real functions. *Quantum Magic* **5**(2), 2112–2131 (2008). URL <http://quantmagic.narod.ru/volumes/VOL522008/p2112.html>. In Russian

92. Sbitnev, V.I.: Matter waves in the Talbot-Lau interferometry (2010). URL <http://arxiv.org/abs/1005.0890>
93. Sbitnev, V.I.: Hydrodynamics of the physical vacuum: dark matter is an illusion. *Mod. Phys. Lett. A* **30**(35), 1550,184 (2015). . URL <https://arxiv.org/abs/1507.03519>
94. Sbitnev, V.I.: Physical vacuum is a special superfluid medium. In: Prof. Pahlavani, M. R. (ed.) *Selected Topics in Applications of Quantum Mechanics*, chap. 12, pp. 345–373. InTech, Rijeka (2015).
95. Sbitnev, V.I.: Hydrodynamics of the physical vacuum: I. Scalar quantum sector. *Foundations of Physics* **46**(5), 606–619 (2016).
96. Sbitnev, V.I.: Hydrodynamics of the physical vacuum: II. Vorticity dynamics. *Foundations of Physics* **46**(10), 1238–1252 (2016). . URL <http://rdcu.be/kdon>; [arXiv:1603.03069](https://arxiv.org/abs/1603.03069)
97. Sbitnev, V.I.: Hydrodynamics of Superfluid Quantum Space: de Broglie interpretation of the quantum mechanics. *Quantum Stud.: Math. Found.* **5**(2), 257–271 (2018). . URL <http://rdcu.be/un41>
98. Sbitnev, V.I.: Hydrodynamics of superfluid quantum space: particle of spin-1/2 in a magnetic field. *Quantum Stud.: Math. Found.* **5**(2), 297–314 (2018). . URL <http://rdcu.be/uRfJ>
99. Sbitnev, V.I., Fedi, M.: Superfluid quantum space and evolution of the universe. In: A. J. Capistrano de Souza (ed.) *Trends in Modern Cosmology*, chap. 5, pp. 89–112. InTech, Rijeka (2017).
100. Sclarici, G., Solombrino, L.: Notes on quaternionic group representations. *Int. J. Theor. Phys.* **34**(12), 2491–2500 (1995).
101. Sekine, A.: Chiral gravitomagnetic effect in topological superconductors and superfluids. *Phys. Rev. B* **93**, 094,510 (2016).
102. Shipov, G.I.: *A Theory of Physical Vacuum: A New Paradigm*, First English Edition edn. International Institute for Theoretical and Applied Physics, Moscow (1998)
103. Sternberg, S.: The interaction of spin and torsion. ii. the principle of general covariance. *Annals of Physics* **162**(1), 85–99 (1985).
104. Talbot, M.: *The Holographic Universe*. Harper Collins Publ., N. Y. (1991)
105. Tsatsos, M.C., Tavares, P.E.S., Cidrim, A., Fritsch, A.R., Caracanhas, M.A., dos Santos, F.E.A., Barenghi, C.F., Bagnato, V.S.: Quantum turbulence in trapped atomic Bose-Einstein condensates. *Physics Reports* **622**, 1–52 (2016).
106. Ummarino, G.A., Gallerati, A.: Superconductor in a weak static gravitational field. *Eur. Phys. J. C* **77**, 549 (2017).
107. Vigier, J.P.: Alternative interpretation of the cosmological redshift in terms of vacuum gravitational drag. In: F. Bertola, B. Madore, J. Sulentic (eds.) *New Ideas in Astronomy*, pp. 257–274. Cambridge University Press, Cambridge (1988)
108. Vinen, W.F.: An introduction to quantum turbulence. *J. Low Temp. Phys.* **145**(1-4), 7–24 (2006).
109. Vlahovic, B.: A new cosmological model for the visible universe and its implications (2011). URL <https://arxiv.org/abs/1005.4387>
110. Volovik, G.E.: Vacuum energy: Quantum hydrodynamics vs. quantum gravity. *JETP Letters* **82**(6), 319–324 (2005).
111. Volovik, G.E.: The superfluid universe. In: K.H. Bennemann, J.B. Ketterson (eds.) *Novel Superfluids*, vol. 1, chap. 11, pp. 570–618. Oxford University Press, Oxford (2013). URL <https://arxiv.org/abs/1004.0597>
112. Wikipedia: Cosmic microwave background (2018)