

Testing the warmness of dark matter

Suresh Kumar,^{1*} Rafael C. Nunes,² Santosh Kumar Yadav¹

¹*Department of Mathematics, BITS Pilani, Pilani Campus, Rajasthan-333031, India*

²*Divisão de Astrofísica, Instituto Nacional de Pesquisas Espaciais, Avenida dos Astronautas 1758, São José dos Campos, 12227-010, SP, Brazil*

Accepted XXX. Received YYY; in original form ZZZ

ABSTRACT

Dark matter (DM) as a pressureless perfect fluid provides a good fit of the standard Λ CDM model to the astrophysical and cosmological data. In this paper, we investigate two extended properties of DM: a possible time dependence of the equation of state of DM via Chevallier-Polarski-Linder parametrization, $w_{\text{dm}} = w_{\text{dm}0} + w_{\text{dm}1}(1 - a)$, and the constant non-null sound speed $\hat{c}_{\text{s, dm}}^2$. We analyze these DM properties on top of the base Λ CDM model by using the data from Planck cosmic microwave background (CMB) temperature and polarization anisotropy, baryonic acoustic oscillations (BAO) and the local value of the Hubble constant from the Hubble Space Telescope (HST). We find new and robust constraints on the extended free parameters of DM. The most tight constraints are imposed by CMB + BAO data where the three parameters $w_{\text{dm}0}$, $w_{\text{dm}1}$ and $\hat{c}_{\text{s, dm}}^2$ are respectively constrained to be less than 1.43×10^{-3} , 1.44×10^{-3} and 1.79×10^{-6} at 95% CL. All the extended parameters of DM show consistency with zero at 95% CL, indicating no evidence beyond the CDM paradigm. We notice that the extended properties of DM significantly affect several parameters of the base Λ CDM model. In particular, in all the analyses performed here, we find significantly larger mean values of H_0 and lower mean values of σ_8 in comparison to the base Λ CDM model. Thus, the well-known H_0 and σ_8 tensions might be reconciled in the presence of extended DM parameters within the Λ CDM framework. Also, we estimate the warmness of DM particles as well as its mass scale, and find a lower bound: ~ 500 eV from our analyses.

Key words: dark matter – dark energy – observational constraints

1 INTRODUCTION

Dark matter (DM) is a mysterious matter component of the Universe, and is expected to account for one-fourth of the energy budget of the Universe today. Over the years, many attempts have been made via direct and indirect searches to detect DM particle(s) but nothing convincing and conclusive is found so far. However, there are many physically motivated candidates of DM (Bertone et al. 2005), which are assumed to behave as a pressureless perfect fluid usually modeled as “Cold Dark Matter” (CDM). In the standard Λ CDM model, the major component “cosmological constant” (Λ) is associated with dark energy (DE) fluid whereas the CDM is considered as pressureless, non-interacting (except gravitationally) perfect fluid having zero equation of state (EoS) parameter as well as zero sound speed and zero viscosity. The consideration of CDM in the standard model leads to many small scale problems.

For instance, the observed halo properties differ from the predictions of the standard Λ CDM model which might be an indication of DM being more complex than simply CDM. Many observed halo density profiles have cores in their centers rather than cusps (Moore 1994), and some have substructures (Jee et al. 2014) that are at odds with the standard Λ CDM simulations. Also, the low observed mass function of small halos seems to be in a serious disagreement with the results from the standard Λ CDM simulations (Boylan-Kolchin et al. 2011; Papastergis et al. 2015).

The proposed candidate, which may alleviate many of small scale issues, is the warm DM (WDM), and it is not distinguishable from CDM on larger scales. Therefore, the investigation of the precise nature of DM is important and worthwhile in modern cosmology. Several attempts have been done in the literature to understand the properties and precise nature of DM by investigating its generalized or extended properties. In De Vega & Sanchez (2011), it is claimed that the warmness of DM can successfully reproduce the astronomical observations from small to large scales. To test the warmness of DM, Müller (2005) has investigated the

* suresh.kumar@pilani.bits-pilani.ac.in

EoS parameter of DM using cosmic microwave background (CMB), Supernovae type Ia (SNe Ia), and large scale structure (LSS) data with zero adiabatic sound speed and no entropy production. Faber & Visser (2006) and Serra & Romero (2011) have constrained the EoS of DM by combining kinematic and gravitational lensing data. The warmness of DM has also been investigated in interacting and non-interacting scenarios of DM and DE by assuming constant EoS of both DM and DE in Avelino et al. (2012) and Cruz et al. (2013). Many models of DM and DE have been constrained by assuming constant as well as variable EoS parameter of DM and DE in Wei et al. (2013), where the authors have found that warmness of DM is not favored over coldness in the light of data from CMB, SNe Ia and baryonic acoustic oscillations (BAO). Kumar & Xu (2014) have investigated the fluid perspective of DM and DE via variable EoS of both, and found no significant deviation from the CDM scenario, but obtained tighter constraints on EoS of DM in comparison to previous similar studies (Calabrese et al. 2009; Xu & Chang 2013).

In most of the above-mentioned works, the authors have focused only on constraining the EoS parameter of DM by considering it, either a constant or time-varying in different mathematical forms. The other generalized properties, like, sound speed and viscosity have been considered to be zero, either for simplicity or to avoid a large number of model parameters. Recently, an extensive investigation of the generalized properties of DM: EoS parameter, sound speed and viscosity (initially proposed in Hu (1998)), are discussed in detail by Kopp et al. (2016). Next, Thomas et al. (2016) have found strong observational constraints on generalized DM parameters with recent observational datasets. Similar constraints on generalized DM properties have also been found by Kunz et al. (2016). Most recently, generalized DM properties have been investigated by Tutusaus et al. (2018) to reconcile the tension between Planck CMB and weak lensing observations. Kopp et al. (2018) have tested the inverse cosmic volume law for DM by allowing its EoS to vary independently in eight redshift bins from $z = 10^5$ to $z = 0$ by using the latest observational data, and found no evidence for non-zero EoS parameter in any of the eight redshift bins.

In the recent past, it has been reported that Planck CMB observations and LSS observations are not in agreement with each other (Macauley et al. 2013; Battye et al. 2015; MacCrann et al. 2015; Lin & Ishak 2017). The well-known and widely discussed discrepancies are in the measurements of Hubble constant H_0 and amplitude of present matter density σ_8 , commonly known as $H_0 - \sigma_8$ tensions. In recent years, many physical mechanisms have been investigated for alleviating these tensions with different perspectives (Bernal et al. 2016; Kumar & Nunes 2016, 2017; Di Valentino et al. 2018; Yang et al. 2018a; Bringmann et al. 2018; Kumar et al. 2018; Yang et al. 2018b; Poulin et al. 2018; Nunes 2018; Yang et al. 2019; Feeney et al. 2019; Kumar et al. 2019).

In the light of above discussion, in this paper, we are motivated to place robust and accurate constraints on some extended properties of DM such as its EoS parameter and sound speed, which are helpful to characterize the physical nature of DM. Recently, the generalized DM parameters have been constrained by Thomas et al. (2016), where all the

parameters are taken as constants. But, there is no reason for the EoS of DM to be a constant, it could be a time-varying as well. In this work, we consider a time-dependent EoS and a constant sound speed of DM whereas viscosity is taken as zero (to avoid large number of parameters in the model). The role of DE is played by the cosmological constant. We use the recent cosmological observations including the data from CMB, BAO and Hubble Space Telescope (HST) to constrain the model parameters. In addition, we have also presented observational constraints on standard Λ CDM model with all the data sets under consideration, for comparison purpose. The paper is organized as follows: In the next section, the cosmological model with the extended DM properties is presented. Section 3 presents the methodology and the data sets, which are used to constrain the free parameters of the considered model. In Section 4, the observational constraints are derived, and the results are discussed in detail. The last section carries the concluding remarks of this study.

2 MODEL WITH EXTENDED PROPERTIES OF DARK MATTER

We consider Friedmann-Lemaitre-Robertson-Walker (FLRW) Universe, where the background expansion is governed by the so-called Friedmann equations (in the units $c = 1$):

$$3H^2 = 8\pi G \sum_i \rho_i, \quad (1)$$

$$2\frac{dH}{dt} + 3H^2 = -8\pi G \sum_i P_i. \quad (2)$$

Here, $H = \frac{1}{a} \frac{da}{dt}$ is the Hubble parameter with a being the scale factor of the Universe; t is the cosmic time, and G is the Newton's gravitational constant. Further, ρ_i and P_i are the energy density and pressure of the i th species, where the label i runs over the components $i = \gamma, \nu, b, \text{dm}, \Lambda$, representing photons, neutrinos, baryons, DM and cosmological constant, respectively. In what follows, a subindex 0 attached to any parameter denotes the value of the parameter at the present time.

In this work, we relax the condition that entire DM is purely a pressureless, non-relativistic component. For this, we assume, in principle, that EoS of the DM has a temporal dependence through the cosmic evolution. In order to quantify that we choose the functional form of the Chevallier-Polarski-Linder (CPL) parametrization (Chevallier & Polarski 2001; Linder 2003) for the EoS of the DM, given by

$$w_{\text{dm}}(a) = w_{\text{dm}0} + w_{\text{dm}1}(1 - a), \quad (3)$$

where $w_{\text{dm}0}$ and $w_{\text{dm}1}$ are free parameters (constants) to be fixed by observations. For $w_{\text{dm}0} = w_{\text{dm}1} = 0$, we recover $w_{\text{dm}} = 0$, the EoS parameter of CDM. We assume that DM is described by a perfect fluid, and as usual quantified by the energy-momentum tensor with density ρ and isotropic pressure p : $T_{\mu\nu} = (\rho + p)u_\mu u_\nu + pg_{\mu\nu}$, where we have disregarded possible anisotropic stress tensor contribution. It is well known that anisotropic stress vanishes for perfect fluids or minimally coupled scalar fields. Taking $p_{\text{dm}} =$

$w_{\text{dm}}\rho_{\text{dm}}$ and the conservation law $\nabla_\mu T^{\mu\nu} = 0$, we have

$$\frac{d\rho_{\text{dm}}}{dt} + 3H[1 + w_{\text{dm}}(a)]\rho_{\text{dm}} = 0. \quad (4)$$

In the conformal Newtonian gauge, the perturbed FLRW metric takes the form

$$ds^2 = a^2(\tau) \left[- (1 + 2\psi)d\tau^2 + (1 - 2\phi)d\vec{r}^2 \right], \quad (5)$$

where ϕ and ψ are the metric potentials and \vec{r} represents the three spatial coordinates. In the Fourier space, the first order perturbed part of the conserved stress-energy momentum tensor, i.e., $\delta T_{\nu}^{\mu\nu} = 0$, leads to the following continuity and Euler equations (Ma & Bertschinger 1995) for DM:

$$\dot{\delta}_{\text{dm}} = -(1 + w_{\text{dm}})(\theta_{\text{dm}} - 3\dot{\phi}) - 3\mathcal{H} \left(\frac{\delta p_{\text{dm}}}{\delta \rho_{\text{dm}}} - w \right) \delta_{\text{dm}}, \quad (6)$$

$$\begin{aligned} \dot{\theta}_{\text{dm}} = & -(1 - 3w_{\text{dm}})\mathcal{H}\theta_{\text{dm}} - \frac{\dot{w}_{\text{dm}}}{1 + w_{\text{dm}}}\theta_{\text{dm}} + k^2\psi \\ & + \frac{\delta p_{\text{dm}}}{\delta \rho_{\text{dm}}} k^2 \frac{\delta_{\text{dm}}}{1 + w_{\text{dm}}}. \end{aligned} \quad (7)$$

Here, an over dot stands for the conformal time derivative, \mathcal{H} is the conformal Hubble parameter, and k is magnitude of the wavevector \vec{k} . Further, $\delta_{\text{dm}} = \delta\rho_{\text{dm}}/\rho_{\text{dm}}$ and $(\rho_{\text{dm}} + p_{\text{dm}})\theta_{\text{dm}} = ik^j \delta T_j^0$ are the relative density and velocity perturbations, respectively, associated with the DM fluid. In a random frame, the quantity $\delta p_{\text{dm}}/\delta \rho_{\text{dm}}$ can be expressed as (De Putter et al. 2010),

$$\rho^{-1} \delta p_{\text{dm}} = \delta_{\text{dm}} \hat{c}_{\text{s, dm}}^2 + 3\mathcal{H}(1 + w_{\text{dm}})(\hat{c}_{\text{s, dm}}^2 - c_{\text{a, dm}}^2) \frac{\theta_{\text{dm}}}{k^2}, \quad (8)$$

where $\hat{c}_{\text{s, dm}}$ represents the sound speed of DM in the rest frame, and $c_{\text{a, dm}}^2$ denotes the adiabatic sound speed squared, defined as

$$c_{\text{a, dm}}^2 = \frac{\dot{p}_{\text{dm}}}{\dot{\rho}_{\text{dm}}} = w_{\text{dm}} - \frac{\dot{w}_{\text{dm}}}{3\mathcal{H}(1 + w_{\text{dm}})}. \quad (9)$$

The above two equations allow to recast (6) and (7) as follows:

$$\begin{aligned} \dot{\delta}_{\text{dm}} = & -(1 + w_{\text{dm}}) \left(\theta_{\text{dm}} - 3\dot{\phi} \right) - 3\mathcal{H}\delta_{\text{dm}}(\hat{c}_{\text{s, dm}}^2 - w_{\text{dm}}) \\ & - 9(1 + w_{\text{dm}})(\hat{c}_{\text{s, dm}}^2 - c_{\text{a, dm}}^2)\mathcal{H}^2 \frac{\theta_{\text{dm}}}{k^2}, \end{aligned} \quad (10)$$

$$\dot{\theta}_{\text{dm}} = -(1 - 3\hat{c}_{\text{s, dm}}^2)\mathcal{H}\theta_{\text{dm}} + \frac{\hat{c}_{\text{s, dm}}^2}{1 + w_{\text{dm}}}k^2\delta_{\text{dm}} + k^2\psi. \quad (11)$$

The sound speed of DM describes its micro-scale properties. Here, we consider $\hat{c}_{\text{s, dm}}^2$ as a constant model parameter to be fixed by the observations. A significant deviation of sound speed from zero in light of the cosmological observations can be interpreted as a possible evidence for DM to be something different from the simple CDM.

Considering the background and perturbation dynamics presented above, in the next sections, we explore the full parameter space of the cosmological scenario provided by Λ CDM plus extended DM properties ($w_{\text{dm}0}$, $w_{\text{dm}1}$, $\hat{c}_{\text{s, dm}}^2$). We name it Λ WDM model. The baseline free parameters set of this model is, therefore:

Table 1. Uniform priors on the free parameters of the Λ WDM model.

Parameter	Prior
$100\omega_{\text{b}}$	[0.8, 2.4]
ω_{dm}	[0.01, 0.99]
$100\theta_{\text{s}}$	[0.5, 2.0]
$\ln[10^{10}A_{\text{s}}]$	[2.7, 4.0]
n_{s}	[0.9, 1.1]
τ_{reio}	[0.01, 0.8]
$w_{\text{dm}0}$	[0, 0.1]
$w_{\text{dm}1}$	[0, 0.1]
$\hat{c}_{\text{s, dm}}^2$	[0, 0.1]

$$\mathcal{P}_{\Lambda\text{WDM}} = \left\{ \omega_{\text{b}}, \omega_{\text{dm}}, \theta_{\text{s}}, A_{\text{s}}, n_{\text{s}}, \tau_{\text{reio}}, w_{\text{dm}0}, w_{\text{dm}1}, \hat{c}_{\text{s, dm}}^2 \right\},$$

where the first six parameters are the baseline parameters of the Λ CDM model, namely: ω_{b} and ω_{dm} are respectively the dimensionless densities of baryons and DM; θ_{s} is the ratio of the sound horizon to the angular diameter distance at decoupling; A_{s} and n_{s} are respectively the amplitude and spectral index of the primordial curvature perturbations, and τ_{reio} is the optical depth to reionization.

3 DATA SETS AND METHODOLOGY

To constrain the free parameters of the Λ WDM model, we use the recent observational data sets described below.

CMB: CMB temperature and polarization data from Planck-2015 (Ade et al. 2016a), comprised of likelihoods of low- l temperature and polarization at $l \leq 29$, temperature (TT) at $l \geq 30$, cross correlation of temperature and polarization (TE) and polarization (EE) power spectra. We also include Planck-2015 CMB lensing power spectrum likelihood (Ade et al. 2016b).

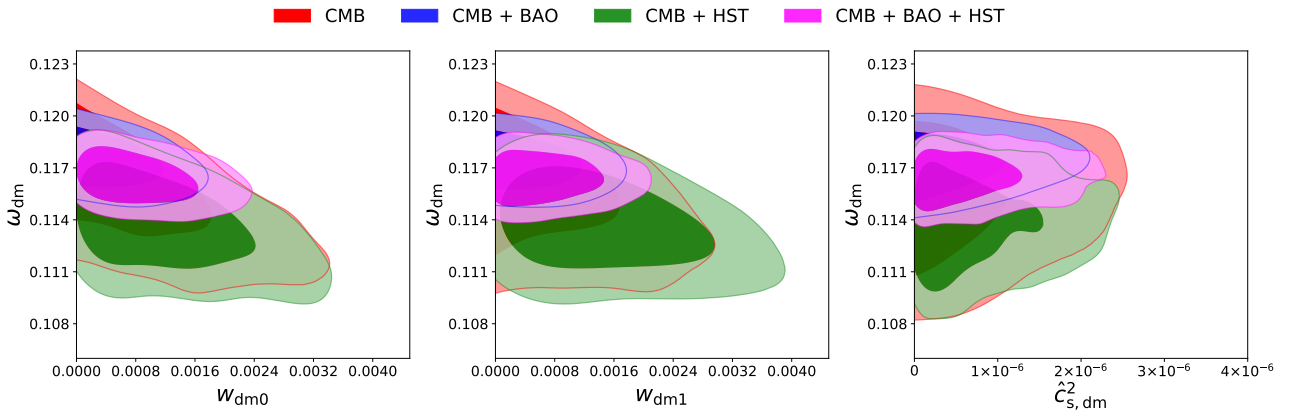
BAO: Four probes of baryon acoustic oscillations distance measurements to break the parameter degeneracy from other observations. These four measurements include the Six Degree Field Galaxy Survey (6dFGS) at redshift $z_{\text{eff}} = 0.106$ (Beutler et al. 2011), the Main Galaxy Sample of Data Release 7 of Sloan Digital Sky Survey (SDSS-MGS) at redshift $z_{\text{eff}} = 0.15$ (Ross et al. 2015), the LOWZ and CMASS galaxy samples of Data Release 11 (DR11) of the Baryon Oscillation Spectroscopic Survey (BOSS) LOWZ and BOSS-CMASS at redshifts $z_{\text{eff}} = 0.32$ and $z_{\text{eff}} = 0.57$, respectively (Anderson et al. 2014). These data are summarized in Nunes et al. (2016).

HST: Recently measured local value of Hubble constant, $H_0 = 73.24 \pm 1.74 \text{ km s}^{-1} \text{ Mpc}^{-1}$ by Hubble Space Telescope (HST), as reported in Riess et al. (2016).

We have implemented the Λ WDM model in the publicly available CLASS (Blas et al. 2011) code, and used the Metropolis-Hastings algorithm in the parameter inference Monte Python (Audren et al. 2013) code with uniform priors

Table 2. Constraints on the free parameters and some derived parameters of Λ WDM model for four data combinations. The upper and lower values over the mean value of each parameter denote 68% CL and 95% CL errors. The parameter H_0 is measured in the units of $\text{km s}^{-1} \text{Mpc}^{-1}$. The entries in blue color represent the constraints on the corresponding Λ CDM parameters.

Parameter	CMB	CMB + BAO	CMB + HST	CMB + BAO + HST
$10^2 \omega_b$	$2.216^{+0.016+0.033}_{-0.016-0.031}$ $2.226^{+0.015+0.030}_{-0.015-0.029}$	$2.217^{+0.015+0.031}_{-0.015-0.029}$ $2.235^{+0.014+0.027}_{-0.014-0.027}$	$2.218^{+0.016+0.032}_{-0.016-0.031}$ $2.238^{+0.015+0.030}_{-0.015-0.029}$	$2.218^{+0.016+0.032}_{-0.016-0.031}$ $2.243^{+0.013+0.026}_{-0.013-0.026}$
ω_{dm}	$0.1156^{+0.0029+0.0047}_{-0.0021-0.0051}$ $0.1193^{+0.0014+0.0029}_{-0.0014-0.0028}$	$0.1173^{+0.0011+0.0023}_{-0.0011-0.0022}$ $0.1181^{+0.0010+0.0020}_{-0.0010-0.0020}$	$0.1173^{+0.0020+0.0038}_{-0.0020-0.0038}$ $0.1179^{+0.0013+0.0027}_{-0.0013-0.0025}$	$0.1164^{+0.0011+0.0021}_{-0.0011-0.0021}$ $0.1173^{+0.0010+0.0020}_{-0.0010-0.0020}$
$100\theta_s$	$1.04166^{+0.00031+0.00059}_{-0.00031-0.00062}$ $1.04185^{+0.00029+0.00057}_{-0.00029-0.00056}$	$1.04171^{+0.00031+0.00062}_{-0.00031-0.00059}$ $1.04197^{+0.00028+0.00055}_{-0.00028-0.00056}$	$1.04166^{+0.00032+0.00063}_{-0.00032-0.00065}$ $1.04197^{+0.00029+0.00057}_{-0.00029-0.00056}$	$1.04172^{+0.00032+0.00063}_{-0.00032-0.00061}$ $1.04204^{+0.00029+0.00055}_{-0.00029-0.00056}$
$\ln 10^{10} A_s$	$3.089^{+0.027+0.058}_{-0.030-0.053}$ $3.065^{+0.025+0.048}_{-0.025-0.050}$	$3.082^{+0.025+0.047}_{-0.025-0.049}$ $3.077^{+0.023+0.044}_{-0.023-0.045}$	$3.100^{+0.027+0.051}_{-0.027-0.052}$ $3.079^{+0.025+0.047}_{-0.025-0.049}$	$3.084^{+0.026+0.051}_{-0.026-0.052}$ $3.087^{+0.022+0.045}_{-0.022-0.043}$
n_s	$0.9651^{+0.0049+0.0096}_{-0.0049-0.0093}$ $0.9647^{+0.0049+0.0099}_{-0.0049-0.0094}$	$0.9741^{+0.0045+0.0088}_{-0.0045-0.0085}$ $0.9680^{+0.0040+0.0078}_{-0.0040-0.0079}$	$0.9661^{+0.0045+0.0090}_{-0.0045-0.0089}$ $0.9684^{+0.0047+0.0090}_{-0.0047-0.0090}$	$0.9645^{+0.0045+0.0089}_{-0.0045-0.0088}$ $0.9701^{+0.0040+0.0080}_{-0.0040-0.0076}$
τ_{reio}	$0.076^{+0.015+0.030}_{-0.015-0.029}$ $0.066^{+0.014+0.026}_{-0.014-0.028}$	$0.072^{+0.013+0.025}_{-0.013-0.027}$ $0.073^{+0.012+0.023}_{-0.012-0.024}$	$0.080^{+0.014+0.028}_{-0.014-0.027}$ $0.075^{+0.013+0.026}_{-0.013-0.027}$	$0.073^{+0.014+0.027}_{-0.014-0.027}$ $0.079^{+0.012+0.024}_{-0.012-0.023}$
$w_{\text{dm}0}$ (95% CL)	$< 2.78 \times 10^{-3}$	$< 1.43 \times 10^{-3}$	$< 2.95 \times 10^{-3}$	$< 1.94 \times 10^{-3}$
$w_{\text{dm}1}$ (95% CL)	$< 2.26 \times 10^{-3}$	$< 1.44 \times 10^{-3}$	$< 3.15 \times 10^{-3}$	$< 1.68 \times 10^{-3}$
$\hat{c}_{s,\text{dm}}^2$ (95% CL)	$< 2.18 \times 10^{-6}$	$< 1.79 \times 10^{-6}$	$< 2.31 \times 10^{-6}$	$< 1.95 \times 10^{-6}$
$\Omega_{\text{m}0}$	$0.279^{+0.022+0.036}_{-0.016-0.038}$ $0.312^{+0.009+0.017}_{-0.009-0.017}$	$0.292^{+0.008+0.017}_{-0.008-0.016}$ $0.304^{+0.006+0.012}_{-0.006-0.012}$	$0.264^{+0.014+0.028}_{-0.014-0.026}$ $0.303^{+0.007+0.016}_{-0.008-0.014}$	$0.284^{+0.007+0.015}_{-0.007-0.014}$ $0.300^{+0.006+0.012}_{-0.006-0.012}$
Ω_{Λ}	$0.721^{+0.016+0.038}_{-0.022-0.035}$ $0.688^{+0.009+0.017}_{-0.009-0.017}$	$0.707^{+0.008+0.016}_{-0.008-0.017}$ $0.695^{+0.006+0.012}_{-0.006-0.012}$	$0.736^{+0.014+0.026}_{-0.014-0.028}$ $0.697^{+0.008+0.014}_{-0.007-0.016}$	$0.715^{+0.008+0.015}_{-0.008-0.015}$ $0.700^{+0.006+0.012}_{-0.006-0.012}$
H_0	$70.50^{+1.40+3.60}_{-2.10-3.20}$ $67.53^{+0.64+1.30}_{-0.64-1.30}$	$69.26^{+0.73+1.50}_{-0.73-1.40}$ $68.08^{+0.47+0.91}_{-0.47-0.90}$	$72.00^{+1.40+2.70}_{-1.40-2.70}$ $68.18^{+0.59+1.10}_{-0.59-1.20}$	$69.93^{+0.71+1.40}_{-0.71-1.30}$ $68.45^{+0.46+0.92}_{-0.46-0.91}$
σ_8	$0.749^{+0.093+0.130}_{-0.050-0.160}$ $0.817^{+0.009+0.017}_{-0.009-0.017}$	$0.749^{+0.085+0.110}_{-0.040-0.140}$ $0.819^{+0.009+0.018}_{-0.009-0.017}$	$0.747^{+0.110+0.130}_{-0.054-0.170}$ $0.819^{+0.009+0.017}_{-0.009-0.018}$	$0.745^{+0.091+0.120}_{-0.049-0.140}$ $0.820^{+0.008+0.017}_{-0.008-0.016}$

**Figure 1.** Two-dimensional marginalized distributions (68% and 95% CL) of some free parameters of Λ WDM model.

(as displayed in Table 1) on the model parameters to obtain correlated Monte Carlo Markov Chain samples. We have chosen $w_{\text{dm}0} \geq 0$ and $w_{\text{dm}1} \geq 0$ in this work, though in the literature some authors have presented constraints allowing negative range of the EoS parameter w_{dm} of DM, but they do not find negative w_{dm} suitable for well-motivated physics. For instance, in Müller (2005), it is stated that there is no particle motivation for negative w_{dm} . On the other hand, in Kumar & Xu (2014), the constraints on w_{dm} are presented by choosing its positive prior range due to the possible degeneracy with dark energy at the background level. Also, it is demonstrated in Barboza Jr et al. (2015) that all physical species (baryons, photons, neutrinos, dark matter etc.) must satisfy certain conditions on their EoS, in order to be stable from thermodynamics point of view, and here the DM fluid satisfies those conditions naturally with $w_{\text{dm}0} \geq 0$ and $w_{\text{dm}1} \geq 0$. In the present work, the observational constraints on all model parameters are obtained by using four different data combinations: CMB, CMB + BAO, CMB + HST, and CMB + BAO + HST. The convergence of the Monte Carlo Markov Chains has been ensured by Gelman-Rubin criterion (Gelman et al. 1992), which requires $1 - R$ should be less than 0.01 for all the parameters, in general. We have used the GetDist Python package to analyze the samples.

4 RESULTS AND DISCUSSION

Table 2 summarizes the observational constraints on the parameters of the Λ WDM model with four combinations of the data sets: CMB, CMB + BAO, CMB + HST, and CMB + BAO + HST. The corresponding constraints on the Λ CDM parameters are displayed (in blue color) for comparison purpose. The constraints on the three extended DM parameters are given with upper bounds at 95% CL. As expected, we see very tight constraints on these parameters of DM: the constraints on both the EoS parameters $w_{\text{dm}0}$ and $w_{\text{dm}1}$ of DM are of order 10^{-3} at 95% CL, and the constraint on the sound speed $\hat{c}_{\text{s, dm}}^2$ of DM is of the order 10^{-6} at 95% CL, from all the four data combinations. We note that the most tight constraints are imposed by CMB + BAO data where the three parameters $w_{\text{dm}0}$, $w_{\text{dm}1}$ and $\hat{c}_{\text{s, dm}}^2$ are respectively constrained to be less than 1.43×10^{-3} , 1.44×10^{-3} and 1.79×10^{-6} at 95% CL. From all the data combinations, we find that the constraints on all the three extended parameters of DM are consistent with zero at 95% CL. This shows that CDM paradigm is consistent with the present observational data used in this study. However, there are some interesting consequences on the standard Λ CDM dynamics via the small corrections of the extended DM parameters within their observed bounds, even if there is no enough statistical evidence to deviate from the CDM paradigm, as we will see in the following.

From Figure 1, we observe a small negative correlation of the DM EoS parameters $w_{\text{dm}0}$ and $w_{\text{dm}1}$ with ω_{dm} . It implies the larger values of $w_{\text{dm}0}$ and $w_{\text{dm}1}$ would correspond to smaller values of ω_{dm} . Consequently in Table 2, we see smaller mean values of ω_{dm} in comparison to the Λ CDM model, in all four cases of data combinations. Similarly, we notice smaller mean values of ω_b in all cases. Consequently, we find smaller mean values of the

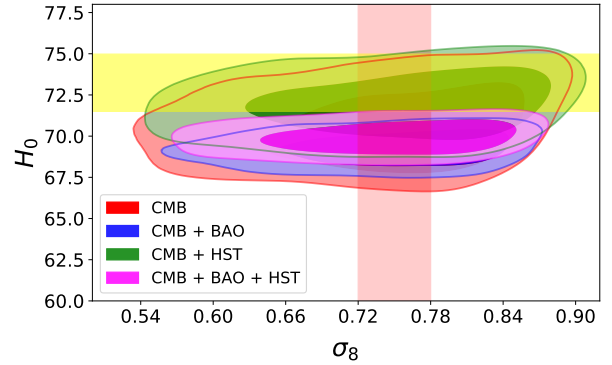


Figure 2. Parametric space in the plane $H_0 - \sigma_8$ for Λ WDM from four different data combinations. The horizontal yellow band corresponds to $H_0 = 73.24 \pm 1.74 \text{ km s}^{-1} \text{ Mpc}^{-1}$ (Riess et al. 2016) whereas the vertical light red band corresponds to $\sigma_8 = 0.75 \pm 0.03$ (Ade et al. 2014).

derived parameter Ω_m and larger mean values of Ω_Λ in comparison to the Λ CDM model (see Table 2). The derived parameters H_0 and σ_8 , representing the present Hubble expansion rate of the Universe and amplitude of present matter density fluctuation in a sphere of the radius of $8h^{-1}\text{Mpc}$, respectively, are also affected significantly due to the inception of the extended DM parameters. It can be seen from Table 2 that the variability of EoS of DM provides the higher mean values of Hubble constant (as compared to Λ CDM). We have $H_0 = 70.50^{+1.40}_{-2.10} \text{ km s}^{-1} \text{ Mpc}^{-1}$ at 68% CL from Planck CMB data alone. The inclusion of BAO data yields slightly lower mean value, $H_0 = 69.26 \pm 0.73 \text{ km s}^{-1} \text{ Mpc}^{-1}$ at 68% CL with significantly small errors which are Gaussian in nature. It is worthy to mention that due to the less DM abundance (effect of varying DM EoS) as compared to the Λ CDM model, we have higher mean values of Hubble constant even without using HST prior. The constraints presented here on H_0 from CMB and CMB + BAO data combinations are stronger than the constraints obtained in a similar analysis by Thomas et al. (2016) with the same data combinations, where a constant EoS of DM was assumed. The inclusion of HST prior in analysis significantly improves the constraints to $H_0 = 72.00 \pm 1.40 \text{ km s}^{-1} \text{ Mpc}^{-1}$ at 68% CL, favoring locally measured value of Hubble constant. The constraint with the combined analysis: CMB + BAO + HST, gives $H_0 = 69.93 \pm 0.71 \text{ km s}^{-1} \text{ Mpc}^{-1}$ at 68% CL which is almost same as with CMB + BAO combination. Also, see Figure 2, which shows the parametric space in the plane $H_0 - \sigma_8$ for Λ WDM model from the four data combinations. We see that the confidence region for the combination CMB + BAO + HST almost overlaps with the region from CMB + BAO with a little shift in the mean value of H_0 to the higher side. Thus, the Λ WDM model mildly favors the value of Hubble constant from the local measurement. We also observe that the parameter H_0 is positively correlated with both the EoS parameters of DM as may be noticed from Figure 3.

The sound speed of DM has a strong degeneracy with the derived parameter σ_8 . This is due to the fact that this parameter sufficiently reduces the growth of matter density fluctuations on the length scales below the diffusion length scale (Thomas et al. 2016). The amplitude of this matter

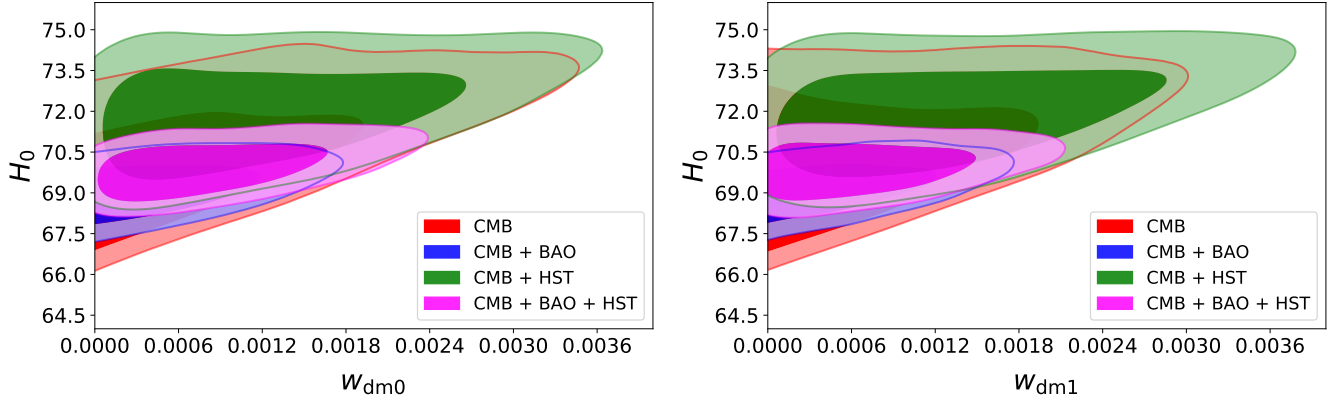


Figure 3. Two-dimensional marginalized distributions (68% and 95% CL) of H_0 vs EoS parameters, $w_{\text{dm}0}$ and $w_{\text{dm}1}$ of DM for ΛWDM model.

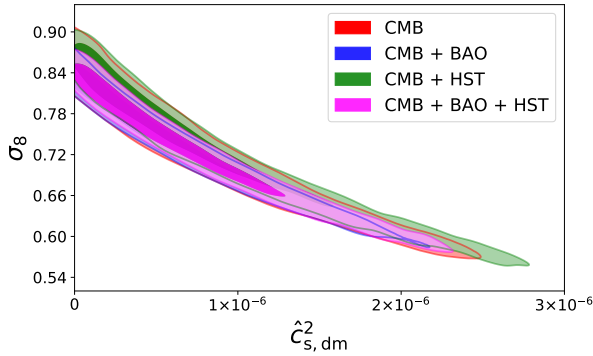


Figure 4. Parametric space in the plane $\hat{c}_{\text{s},\text{dm}}^2 - \sigma_8$ with all data combinations.

density fluctuation is characterized by σ_8 , resulting in a strong degeneracy between this parameter and $\hat{c}_{\text{s},\text{dm}}^2$. Figure 4 represents the parametric space in the plane $\hat{c}_{\text{s},\text{dm}}^2 - \sigma_8$ with all the four data combinations. We can see that $\hat{c}_{\text{s},\text{dm}}^2$ is negatively correlated with σ_8 . In Table 2, we see lower mean values of σ_8 with all the data combinations but with large errors in each case (compared to the ΛCDM model). These large errors are due to the strong degeneracy between $\hat{c}_{\text{s},\text{dm}}^2$ and σ_8 . Thus, the presence of the sound speed of DM provides significantly lower mean values of σ_8 consistent with LSS observations. One can also see from Figure 2 that the vertical red band, representing the range of σ_8 measured by LSS observations (Ade et al. 2014), passes through the central region of each contour.

From Table 2, we notice in general that the inclusion of BAO data significantly tightens the constraints on model parameters whereas the addition of HST prior does not do so. The addition of HST prior to CMB data yields higher mean value of H_0 consistent with the local measurement in the ΛWDM model but not in ΛCDM model. Also, we observe higher mean values of H_0 with other three data combinations in comparison to the ΛCDM . Thus, the underlying ΛWDM model equipped with significant positive values of the extended DM parameters might reconcile the H_0 tension.

4.1 Estimating the warmness

Without loss of generality, the warmness of DM particles can be estimated by its dynamic character determined by $w_{\text{dm}}(a)$. Relaxing the condition $w_{\text{dm}} \equiv 0$ and going beyond the non-relativistic limit, we can write

$$w_{\text{dm}} \equiv \frac{p_{\text{dm}}}{\rho_{\text{dm}}} \simeq \frac{T_{\text{dm}}}{m_{\text{dm}}}, \quad (12)$$

where T_{dm} is the DM temperature (Armendariz-Picon & Neelakanta 2014). Assuming that DM particles interact with other species only gravitationally, we have $T_{\text{dm}} = T_{\text{dm}0} a^{-2}$, where $T_{\text{dm}0}$ is the temperature of DM today. Further,

$$T_{\text{dm}0} = w_{\text{dm}0} m_{\text{dm}}. \quad (13)$$

Thus, from our estimates of $w_{\text{dm}0}$, and for a given m_{dm} scale, $T_{\text{dm}0}$ can be easily calculated.

Within the minimal ΛCDM model, DM particles are assumed to be cold in the strict non-relativistic limit $T_{\text{dm}}/m_{\text{dm}} \rightarrow 0$. Thus, we can think a possible deviation from this limit as a test for the warmness of DM particles. On the other hand, the relativistic limit (for a possible hot species) is determined by $T_{\text{dm}}/m_{\text{dm}} \gg 1$. Thus, the warm species must lie between these limits, and here we can quantify it by measuring $w_{\text{dm}}(a)$. For any possible evidence of $w_{\text{dm}}(a) \neq 0$, we can relax the condition that DM is purely cold, with associated background temperature today given by (13), quantifying its warmness.

In order to quantify the warmness precisely, we need to determine m_{dm} as required in (13). Following standard procedures, the fitting formula from Boltzmann code calculations for the free-streaming on matter distribution is given by a relative transfer function (Bode et al. 2001):

$$T_{\text{wdm}} = \left[\frac{P_{\text{wdm}}(k)}{P_{\text{cdm}}(k)} \right]^{1/2} = [1 + (\alpha k)^{2.24}]^{-4.46}, \quad (14)$$

where the parameter α is given by

$$\alpha = 0.049 \left(\frac{m_{\text{dm}}}{\text{keV}} \right)^{-1.11} \left(\frac{\Omega_{\text{cdm}}}{0.25} \right)^{0.11} \left(\frac{h}{0.7} \right)^{1.22} h^{-1} \text{Mpc}. \quad (15)$$

Table 3. Lower bounds on DM mass m_{dm} in the units of keV from four data combinations.

Data	ΛWDM
CMB	0.526
CMB + BAO	0.519
CMB + HST	0.537
CMB + BAO + HST	0.526

This fitting function applies to the case of thermal relics, and we use it to estimate m_{dm} values. For example, let us choose $\alpha = 0.1 h^{-1}\text{Mpc}$ (Viel et al. 2005), though, in general, α should be fit together with other free parameters of the model baseline during the MCMC analysis. Also, it may be noted that by using the constraint on α obtained in Viel et al. (2005), we implicitly use an additional dataset of Lyman-alpha forest data. Certainly it can bias the results since possible larger α values can lead to smaller borders on m_{dm} . But, here, we keep this α upper value for qualitative estimates. Also, we do not assume corrections on non-linear scale, where warm DM properties should manifest significantly, beyond the default modeling implemented in CLASS code. Thus, taking the above mentioned value of α to estimate m_{dm} seems reasonable for simple and qualitative lower bound estimate of m_{dm} . In Table 3, we summarize the corresponding lower bound on DM mass for all considered data combinations. The estimates on m_{dm} are simply made by direct substitution of the best-fit mean values of the parameters from our analyzes in eq. (15).

For all data combinations, we notice that $m_{\text{dm}} > 0.5 \text{ keV}$, thus compatible with the Tremaine-Gunn bound (Tremaine & Gunn 1979), that allows structure formation. Narayanan et al. (2000) have constrained the mass of a thermal warm DM particle (assuming to account for all the DM content, like here) to be $m_{\text{dm}} > 0.75 \text{ keV}$. We see that we have also deduced the m_{dm} values in the same order of magnitude. Other borders on warm DM are discussed in Colombi et al. (1995); Fabris et al. (2012); Inoue et al. (2015); Gariazzo et al. (2017); Murgia et al. (2017); Lopez-Honorez et al. (2017); Schneider (2018); Hipólito-Ricaldi et al. (2018); Martins et al. (2018). Now, an estimate on the warmth of DM can easily be obtained by evaluating the DM temperature today, T_{dm0} , using (13), and also the evolution DM temperature with the cosmic time, given by $T_{\text{dm}}(a) = T_{\text{dm0}} a^{-2}$.

4.2 Comparison with previous studies

The DM EoS parameter has been constrained by many authors in the literature as mentioned in the introduction. Constant EoS of DM has been constrained by Müller (2005) using CMB, SNe Ia, and LSS data: $w_{\text{dm0}} < \mathcal{O}(10^{-3})$ at 99.7% CL, assuming vanishing adiabatic sound speed. Calabrese et al. (2009) have placed the constraints: $w_{\text{dm0}} < \mathcal{O}(10^{-2})$ at 95% CL from WMAP alone, which is weaker constraint by an order of magnitude on w_{dm0} at 95% CL found in the present work. In addition, they have found that combining CMB data with SNe Ia, SDSS and HST improves the constraint to $w_{\text{dm0}} < \mathcal{O}(10^{-3})$ at 95% CL. Xu & Chang

(2013) have constrained the EoS of DM by using Planck 2013, BAO, SNe Ia and found $w_{\text{dm0}} < \mathcal{O}(10^{-3})$ at 99.7% CL. They have also examined the effect of WiggleZ measurement of the matter power spectrum, and found that it has a small effect on w_{dm0} with bound still of the order 10^{-3} at 99.7% CL. In Thomas et al. (2016), the generalized DM parameters: the EoS, sound speed, and viscosity ($c_{\text{vis, dm}}^2$) (all are taken as constants) have been constrained by using the data from Planck-2015 together with BAO and HST. They have found the constraints: $w_{\text{dm0}} < \mathcal{O}(10^{-3})$ and $\hat{c}_{\text{s, dm}}^2, c_{\text{vis, dm}}^2 < \mathcal{O}(10^{-6})$, all at 99.7% CL. In the present work, we have observed that allowing a variable EoS DM provides significantly tighter upper bounds on parameter w_{dm0} than those found in Thomas et al. (2016), where a constant EoS of DM was assumed. For instance, the tightest upper bound found in Thomas et al. (2016) is $w_{\text{dm0}} < 2.38 \times 10^{-3}$ at 99.7% CL with the combination: CMB + BAO. In our case, the tightest upper bound is $w_{\text{dm0}} < 1.80 \times 10^{-3}$ at 99% CL with same data combination: CMB + BAO. Similarly, with other data combinations, significantly tighter upper bounds are found on w_{dm0} at 95% CL (also 99% CL) in comparison to the ones found by Thomas et al. (2016). Kunz et al. (2016) have also found similar constraints on extended DM parameters (assuming all constants) by using the data from Planck including polarization with geometric probes from SNe Ia and BAO. The constraints in both the above-mentioned works are in good agreement with our constraints on the extended DM parameters. It is important to mention that the present work differs from both Thomas et al. (2016) and Kunz et al. (2016) in the fact that they have considered constant EoS of DM together with non-zero viscosity. In the present work, we have considered a time-varying EoS and zero viscosity of DM. Recently, Tutusaus et al. (2018) have constrained a model with constant EoS and sound speed of DM with zero viscosity and found: $w_{\text{dm0}} < \mathcal{O}(10^{-3})$ and $\hat{c}_{\text{s, dm}}^2 < \mathcal{O}(10^{-6})$, both at 68% CL by using the data combination: CMB + SNIa + BAO. In addition, they have also shown that the photometric Euclid survey placed nice constraints on all parameters, in particular, a very strong constraint on the sound speed of DM. The EoS of DM has recently been constrained in Kopp et al. (2018) by allowing it to vary in eight redshift bins from $z = 10^5$ to present time ($z = 0$), assuming sound speed and viscosity equal to zero, and found that EoS of DM does not deviate significantly from the null value at any time.

In short, as expected, there are small corrections on the extended DM parameters w_{dm0} , w_{dm1} and $\hat{c}_{\text{s, dm}}^2$ in our results in line with the literature. The temporal dependence of w_{dm} in our work is quantified by w_{dm1} , and our analysis is a null test of the $w_{\text{dm}} = \text{constant}$ case in the literature via the CPL parametrization of w_{dm} . We notice that w_{dm0} and w_{dm1} are equally preferred/constrained by the considered data in the order of magnitude. In other words, the presence of w_{dm1} is not neglected by the data in comparison to the $w_{\text{dm}} = \text{constant}$ case. The parameter w_{dm1} shows correlation with other parameters similar to w_{dm0} , as may be seen in Figure 1 and Figure 3. The presence of w_{dm1} minimally relaxes the constraints on the full model baseline parametric space in comparison to the $w_{\text{dm}} = \text{constant}$ case in earlier studies.

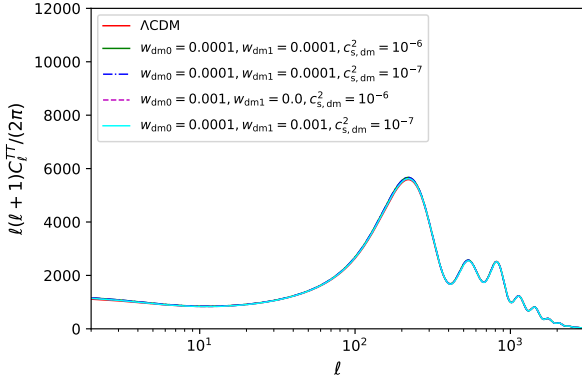


Figure 5. The CMB TT power spectra from base line Planck 2015 Λ CDM model for some values of model parameters as mentioned in the legend while other relevant parameters are fixed to their mean values as shown in Table 2.

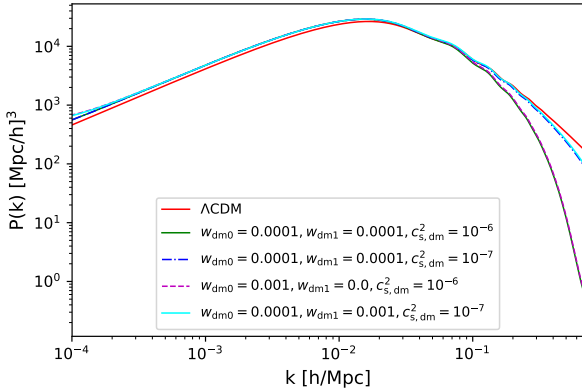


Figure 6. The matter power spectra from base line Planck 2015 Λ CDM model for some values of model parameters as mentioned in the legend while other relevant parameters are fixed to their mean values as shown in Table 2.

4.3 Effects on CMB TT and matter power spectra

In this study, we have considered the possibility of $w_{dm} > 0$. It should generate effects on CMB TT similar to the ones arising due to the change in ω_{dm} (dimensionless DM density), modifying the heights of the first few acoustic peaks. In fact, $w_{dm} > 0$ should increase the DM density at the time of radiation-matter equality and, therefore modify the modes that enter the horizon during radiation domination, leading to a suppression around the acoustic peak scales. Also, the acoustic peaks in the CMB depend on the angular diameter distance to the last scattering, where it is influenced by the change in the expansion rate H , which is modified here by the presence of the dynamical w_{dm} term. As w_{dm} increases, the angular diameter distance to the last scattering surface decreases such that features are shifted to smaller angular scales. Larger values for w_{dm} would result in behaving more like radiation for DM, generating large acoustic driving and boosting on the CMB peaks, with the prevision that should be inconsistent with observations. Also, the major indirect evidence for DM comes from the CMB peaks. The possible absence of CDM particles would introduce large acoustic driving, boosting

the peak amplitude, which can also lead to a spectrum that completely disagrees with observations. That is why data from CMB, in general, leads to very strong limits like $w_{dm} \ll 1$. The effective sound speed $\hat{c}_{s,dm}^2$ parameter will influence the spectrum on acoustic peak similar to w_{dm} , where $\hat{c}_{s,dm}^2 > 0$ would cause the amplitude of the acoustic peaks to decrease relative to the large scale anisotropy. At large scales, where the integrated Sachs-Wolfe effect is predominant, the main effect of $\hat{c}_{s,dm}^2 > 0$ is to increase the gravitational potential decay after recombination until the present time, causing an increase to the anisotropy for $l < 40$. Changing $w_{dm} > 0$ has a very mild effect on the integrated Sachs-Wolfe, compared to $\hat{c}_{s,dm}^2$, but both parameters with positive variation yield the same effects on large scales. Figure 5 shows how the parameters, w_{dm0} , w_{dm1} and $\hat{c}_{s,dm}^2$ can affect the CMB TT spectrum. We note small and significant deviations on the minimal Λ CDM model as described above, where the effects on the acoustic peaks (i.e., effects for $l > 50$) are less noticeable. Possible effects to shift the spectrum into the direction to smaller angular scales are minimal due to very small corrections (insignificant corrections) on the angular diameter distance at last scattering as the effects of w_{dm0} , $w_{dm1} \ll 1$ are very small.

On the other hand, the LSS of the Universe also depends directly on the DM properties. As pointed out in Hu (1998), the clustering scale becomes independent of the DM EoS, and DM extended properties should change only the amplitude of the perturbations, that can be observed by looking at the matter power spectrum. We also expect these changes basically to be in the order of magnitude compatible with the observed Universe. Therefore, we set the free parameters within the limits derived here up to 99% CL. The presence of $\hat{c}_{s,dm}^2 > 0$ decreases the amplitude on $P(k)$, and in return $w_{dm0} > 0$ increases the amplitude of perturbations. Figure 6 shows $P(k, z=0)$ for some selected values of $\hat{c}_{s,dm}^2$, w_{dm0} and w_{dm1} . In general, we notice that w_{dm0} influences more the amplitude than $\hat{c}_{s,dm}^2$, causing a net increase in the amplitude of the matter power spectrum.

4.4 Bayesian model comparison

In the present work, we have analyzed an extension of the standard Λ CDM model. Thus, apart from parameter estimation performed here, it is important to perform a statistical comparison of the considered model with a well-fitted standard model (reference model). For this purpose, we use the Akaike Information Criteria (AIC) (Akaike 1974; Anderson & Burnham 2004), defined as

$$\text{AIC} = -2 \ln \mathcal{L}_{\max} + 2N = \chi_{\min}^2 + 2N,$$

where \mathcal{L}_{\max} is the maximum likelihood function of the model, and N is the total number of free parameters in the model baseline. To compare a model i under consideration with a reference model j (well-known best-fit model), we need to calculate the AIC difference between two models, i.e., $\Delta \text{AIC}_{ij} = \text{AIC}_i - \text{AIC}_j$. This difference can be interpreted as the evidence in favor of the model i compared to the model j . As argued in Tan & Biswas (2012), one can assert that one model is better than the other if the AIC difference between the two models is greater than a

Table 4. Difference of AIC values of Λ WDM model under consideration with respect to Λ CDM model (reference model) with four data combinations.

Data	$\Delta\text{AIC}_{\Lambda\text{WDM}}$
CMB	7.78
CMB + BAO	5.52
CMB + HST	2.62
CMB + BAO + HST	2.10

threshold value $\Delta_{\text{threshold}}$. According to the thumb rule of AIC, $\Delta_{\text{threshold}} = 5$ is a universal value of threshold regardless of the properties of the model considered for comparison. It has been mentioned in Liddle (2007) that this threshold is the minimum AIC difference between two models to strongly claim that one model is better compared to the other model. Thus, an AIC difference of 5 or more favors the model with smaller AIC value.

Table 4 summarizes the ΔAIC values of the considered model for all the data combinations. We have ΔAIC values greater than the threshold value for the data: CMB and CMB + BAO. Therefore, it can be claimed that the standard Λ CDM model is strongly favored over the Λ WDM model with data combinations: CMB and CMB + BAO. On another hand, for CMB + HST and CMB + BAO + HST combinations, we can not claim statistical evidence in favor of either of models since ΔAIC values are much less than the threshold value.

5 CONCLUDING REMARKS

The presence of DM plays a crucial role in explaining the current cosmological data wherein it is almost impossible to explain the origin of CMB and LSS without the presence of this dark component. Despite being a key ingredient in modern cosmology, the nature of DM is one of the most open questions in contemporary science, and its general properties like spin, mass, interaction cross section, lifetime, etc, are not yet completely closed for study via phenomenological attempts. In the present work, we have investigated an extension of the Λ CDM model via the extended properties of DM: a possible time dependence of EoS of DM via the CPL parametrization $w_{\text{dm}} = w_{\text{dm}0} + w_{\text{dm}1}(1 - a)$, and the non-null sound speed $\hat{c}_{\text{s, dm}}^2$. Analyzing these properties by the data summarized in section 3, we have derived new and robust constraints on the extended free parameters of DM. The most tight constraints are imposed by CMB + BAO data where the three parameters $w_{\text{dm}0}$, $w_{\text{dm}1}$ and $\hat{c}_{\text{s, dm}}^2$ are respectively constrained to be less than 1.43×10^{-3} , 1.44×10^{-3} and 1.79×10^{-6} at 95% CL (see Table 2), which are in line with the results in the literature. Thus, the extended parameters of DM are strongly constrained, and all show consistency with zero at 95% CL, indicating no evidence beyond the CDM paradigm. Further, the extended properties of DM significantly affect several parameters of the base Λ CDM model. In particular, in all the analyses performed here, we have found significantly larger mean values of H_0 and lower mean values of σ_8 in comparison to the base Λ CDM model. Thus, the well-known H_0 and σ_8 tensions might be reconciled in the presence of extended

DM parameters within the Λ CDM framework. Also, we estimate the warmness of DM particles as well as its mass scale, and find a lower bound: ~ 500 eV from our analyses, compatible with the Tremaine-Gunn bound and other such limits found in the literature. Here, it deserves mention that we have given some qualitative estimates of the DM mass scale from the results of our analyses. It could be worthwhile to investigate our model for direct and precise constraints on the DM mass scale using the approach followed by Viel et al. (2005).

From our analyses, it is clear that even a little deviation provided by the extended DM properties could lead to interesting, useful and significant changes in the evolution of the base Λ CDM Universe. So it would be worthwhile to investigate extended DM properties in the light of forthcoming data from various surveys/experiments in near future. As argued in Hawking (1966), and recently extended and well-determined in Flauger & Weinberg (2018), the presence of a medium with non-zero shear viscosity, can lead the propagation of the gravitational waves to dissipation due to damping effect. It could be interesting to study DM extended properties that can induce possible effects of shear viscosity, and investigate its limits using gravitational wave physics.

ACKNOWLEDGMENTS

S.K. gratefully acknowledges the support from SERB-DST project No. EMR/2016/000258, and DST FIST project No. SR/FST/MSI-090/2013(C). R.C.N would like to thank FAPESP for financial support under grant # 2018/18036-5. S.K.Y. acknowledges the Council of Scientific & Industrial Research (CSIR), Govt. of India, New Delhi, for awarding Senior Research Fellowship (File No. 09/719(0073)/2016-EMR-I).

REFERENCES

- Ade P. A., et al., 2014, *A&A*, 571, A20
- Ade P. A., et al., 2016a, *A&A*, 594, A13
- Ade P., et al., 2016b, *A&A*, 594, A15
- Akaike H., 1974, *IEEE Trans. Autom. Control*, 19, 716
- Anderson D., Burnham K., 2004, Second. NY: Springer-Verlag, p. 63
- Anderson L., et al., 2014, *MNRAS*, 441, 24
- Armendariz-Picon C., Neelakanta J. T., 2014, *J. Cosmology Astropart. Phys.*, 2014, 049
- Audren B., Lesgourgues J., Benabed K., Prunet S., 2013, *J. Cosmology Astropart. Phys.*, 2013, 001
- Avelino A., Cruz N., Nucamendi U., 2012, arXiv:1211.4633
- Barboza Jr E. M., Nunes R. C., Abreu E. M., Neto J. A., 2015, *Physical Review D*, 92, 083526
- Battye R. A., Charnock T., Moss A., 2015, *Phys. Rev. D*, 91, 103508
- Bernal J. L., Verde L., Riess A. G., 2016, *J. Cosmology Astropart. Phys.*, 2016, 019
- Bertone G., Hooper D., Silk J., 2005, *Phys. Rept.*, 405, 279
- Beutler F., et al., 2011, *MNRAS*, 416, 3017
- Blas D., Lesgourgues J., Tram T., 2011, *J. Cosmology Astropart. Phys.*, 2011, 034
- Bode P., Ostriker J. P., Turok N., 2001, *ApJ*, 556, 93
- Boylan-Kolchin M., Bullock J. S., Kaplinghat M., 2011, *MNRAS*, 415, L40

- Bringmann T., Kahlhoefer F., Schmidt-Hoberg K., Walia P., 2018, *Phys. Rev. D*, 98, 023543
- Calabrese E., Migliaccio M., Pagano L., De Troia G., Melchiorri A., Natoli P., 2009, *Phys. Rev. D*, 80, 063539
- Chevallier M., Polarski D., 2001, *Int. J. Mod. Phys. D*, 10, 213
- Colombi S., Dodelson S., Widrow L. M., 1995, *arXiv: astro-ph/9505029*
- Cruz N., Palma G., Zambrano D., Avelino A., 2013, *J. Cosmology Astropart. Phys.*, 2013, 034
- De Putter R., Huterer D., Linder E. V., 2010, *Phys. Rev. D*, 81, 103513
- De Vega H., Sanchez N., 2011, *arXiv:1109.3187*
- Di Valentino E., Linder E. V., Melchiorri A., 2018, *Phys. Rev. D*, 97, 043528
- Faber T., Visser M., 2006, *MNRAS*, 372, 136
- Fabris J. C., Shapiro I. L., Velasquez-Toribio A., 2012, *Phys. Rev. D*, 85, 023506
- Feeney S. M., Peiris H. V., Williamson A. R., Nissanke S. M., Mortlock D. J., Alsing J., Scolnic D., 2019, *Phys. Rev. Lett.*, 122, 061105
- Flauger R., Weinberg S., 2018, *Phys. Rev. D*, 97, 123506
- Gariazzo S., Escudero M., Diamanti R., Mena O., 2017, *Phys. Rev. D*, 96, 043501
- Gelman A., Rubin D. B., et al., 1992, *Statistical Science*, 7, 457
- Hawking S., 1966, *ApJ*, 145, 544
- Hipólito-Ricaldi W. S., vom Marttens R., Fabris J., Shapiro I., Casarini L., 2018, *Eur. Phys. J. C*, 78, 365
- Hu W., 1998, *ApJ*, 506, 485
- Inoue K. T., Takahashi R., Takahashi T., Ishiyama T., 2015, *MNRAS*, 448, 2704
- Jee M. J., Hoekstra H., Mahdavi A., Babul A., 2014, *ApJ*, 783, 78
- Kopp M., Skordis C., Thomas D. B., 2016, *Phys. Rev. D*, 94, 043512
- Kopp M., Skordis C., Thomas D. B., Ilić S., 2018, *Phys. Rev. Lett.*, 120, 221102
- Kumar S., Nunes R. C., 2016, *Phys. Rev. D*, 94, 123511
- Kumar S., Nunes R. C., 2017, *Phys. Rev. D*, 96, 103511
- Kumar S., Xu L., 2014, *Phys. Lett. B*, 737, 244
- Kumar S., Nunes R. C., Yadav S. K., 2018, *Phys. Rev. D*, 98, 043521
- Kumar S., Nunes R. C., Yadav S. K., 2019, *arXiv:1903.04865*
- Kunz M., Nesseris S., Sawicki I., 2016, *Phys. Rev. D*, 94, 023510
- Liddle A. R., 2007, *MNRAS*, 377, L74
- Lin W., Ishak M., 2017, *Phys. Rev. D*, 96, 023532
- Linder E. V., 2003, *Phys. Rev. Lett.*, 90, 091301
- Lopez-Honorez L., Mena O., Palomares-Ruiz S., Villanueva-Domingo P., 2017, *Phys. Rev. D*, 96, 103539
- Ma C.-P., Bertschinger E., 1995, *arXiv: astro-ph/9506072*
- MacCrann N., Zuntz J., Bridle S., Jain B., Becker M. R., 2015, *MNRAS*, 451, 2877
- Macaulay E., Wehus I. K., Eriksen H. K., 2013, *Phys. Rev. Lett.*, 111, 161301
- Martins J. S., Rosenfeld R., Sobreira F., 2018, *MNRAS*, 481, 1290
- Moore B., 1994, *Nature*, 370, 629
- Müller C. M., 2005, *Phys. Rev. D*, 71, 047302
- Murgia R., Merle A., Viel M., Totzauer M., Schneider A., 2017, *arXiv: 1704.07838*
- Narayanan V. K., Spergel D. N., Davé R., Ma C.-P., 2000, *ApJ*, 543, L103
- Nunes R. C., 2018, *J. Cosmology Astropart. Phys.*, 2018, 052
- Nunes R. C., Pan S., Saridakis E. N., 2016, *J. Cosmology Astropart. Phys.*, 2016, 011
- Papastergis E., Giovanelli R., Haynes M. P., Shankar F., 2015, *A&A*, 574, A113
- Poulin V., Boddy K. K., Bird S., Kamionkowski M., 2018, *Phys. Rev. D*, 97, 123504
- Riess A. G., et al., 2016, *ApJ*, 826, 56
- Ross A. J., Samushia L., Howlett C., Percival W. J., Burden A., Manera M., 2015, *MNRAS*, 449, 835
- Schneider A., 2018, *Phys. Rev. D*, 98, 063021
- Serra A. L., Romero M. J. L. D., 2011, *MNRAS*, 415, L74
- Tan M. Y. J., Biswas R., 2012, *MNRAS*, 419, 3292
- Thomas D. B., Kopp M., Skordis C., 2016, *ApJ*, 830, 155
- Tremaine S., Gunn J. E., 1979, *Phys. Rev. Lett.*, 42, 407
- Tutusaus I., Lamine B., Blanchard A., 2018, *arXiv:1805.06202*
- Viel M., Lesgourgues J., Haehnelt M. G., Matarrese S., Riotto A., 2005, *Phys. Rev. D*, 71, 063534
- Wei H., Chen Z.-C., Liu J., 2013, *Phys. Rev. B*, 720, 271
- Xu L., Chang Y., 2013, *Phys. Rev. D*, 88, 127301
- Yang W., Mukherjee A., Di Valentino E., Pan S., 2018a, *Phys. Rev. D*, 98, 123527
- Yang W., Pan S., Di Valentino E., Nunes R. C., Vagnozzi S., Mota D. F., 2018b, *J. Cosmology Astropart. Phys.*, 2018, 019
- Yang W., Pan S., Di Valentino E., Saridakis E. N., Chakraborty S., 2019, *Phys. Rev. D*, 99, 043543

This paper has been typeset from a \LaTeX file prepared by the author.