

# Quantifying echo chamber effects in information spreading over political communication networks

Wesley Cota,<sup>1</sup> Silvio C. Ferreira,<sup>1,2</sup> Romualdo Pastor-Satorras,<sup>3</sup> and Michele Starnini<sup>4,\*</sup>

<sup>1</sup>*Departamento de Física, Universidade Federal de Viçosa, 36570-900 Viçosa, Minas Gerais, Brazil*

<sup>2</sup>*National Institute of Science and Technology for Complex Systems, Brazil*

<sup>3</sup>*Departament de Física, Universitat Politècnica de Catalunya, Campus Nord B4, 08034 Barcelona, Spain*

<sup>4</sup>*ISI Foundation, via Chisola 5, 10126 Torino, Italy*

Echo chambers in online social networks, in which users prefer to interact only with ideologically-aligned peers, are believed to facilitate misinformation spreading and contribute to radicalize political discourse. In this paper, we gauge the effects of echo chambers in information spreading phenomena over political communication networks. Mining 12 million Twitter messages, we reconstruct a network in which users interchange opinions related to the impeachment of the former Brazilian President Dilma Rousseff. We define a continuous political position parameter, independent of the network's structure, that allows to quantify the presence of echo chambers in the strongly connected component of the network, reflected in two well-separated communities of similar sizes with opposite views of the impeachment process. By means of simple spreading models, we show that the capability of users in propagating the content they produce, measured by the associated spreadability, strongly depends on their attitude. Users expressing pro-impeachment sentiments are capable to transmit information, on average, to a larger audience than users expressing anti-impeachment sentiments. Furthermore, the users' spreadability is correlated to the diversity, in terms of political position, of the audience reached. Our method can be exploited to identify the presence of echo chambers and their effects across different contexts and shed light upon the mechanisms allowing to break echo chambers.

Online social networks in which users can be both consumers and producers of content, such as Twitter or Facebook, provide means to exchange information in an almost instantaneous, inexpensive, and not mediated way, forming a substrate for the spread of information with unprecedented capabilities. These new channels of communication have enormously altered the way in which we take decisions, form political opinions, align in front of different issues, or choose between the adoption of different technological options [1]. Such online communication networks are orders of magnitude larger than those classically available in social sciences [2], making it possible to perform measurements and experiments that have led to the definition of a new *computational social science* [3].

One of the characteristic features of online communication networks is their marked degree of homophily. That is, individuals prefer to interact with other individuals who are similar to them, or share the same views and orientations [4–6]. Homophily leads to a natural polarization of societies into groups with different perspectives, that leave digital fingerprints in the online realm, and provide researchers with large-scale data sets for the study of polarization in different contexts, such as the US and French presidential elections [7], secular vs. Islamist discussions during the 2011 Egyptian revolution [8, 9], or the 15M movement of 2011 in Spain [10]. Political orientation, in particular, has been shown to drive the segregation of online communication networks into separated communities [11, 12]. The presence of these clusters formed by users with a homogeneous content production and diffusion have been named *echo chambers* [13], referring to the situation in which one's beliefs are reinforced due to repeated interactions with individuals sharing the same points of view [14]. Echo chambers have been shown to pervade the offline realm [15], to be related to the spreading of misinformation [16, 17], or

the development of ideological radicalism [18]. Recent studies, however, have challenged the impact of echo chambers and partisan segregation in communication networks over online social media [19, 20].

This novel debate calls for a quantitative analysis aimed at identifying the impact of political position over the diffusion of information. In this paper, we contribute to this endeavor by proposing a new continuous measure of political orientation, and by quantifying its effects in the description of associated echo chambers and the behavior of information spreading processes running on top of online communication networks. To this aim, we reconstruct a political communication (PC) network, in which individuals exchange messages related to the impeachment process of the former Brazilian President Dilma Rousseff [21], over the social microblogging platform Twitter. We collected over 12 million tweets from half million users, in a time window of 9 months, covering the main events related to the impeachment process and related street protests. The political orientation of users was inferred by means of a hand-tagged analysis of the hashtags adopted in the messages, which are assigned anti-impeachment, pro-impeachment, or neutral sentiments.

The topological analysis of the resulting static PC network reveals clusters of individuals sharing similar opinions, defining the presence of echo chambers. We gauge the impact of these echo chambers over information spreading by means of simple spreading models, characterizing the efficiency of single users to disseminate information, or *spreadability*. Differently from previous studies, to characterize information diffusion we take into account the full temporal evolution of the social interactions, representing it in terms of a temporal network [22, 23], so to ensure that the spreading process respects the communication dynamics. Our analysis shows that the spreadability of users is strongly correlated with their political orientation: information sent by pro-impeachment individuals spreads throughout the network much better than

\* Corresponding author: [michele.starnini@gmail.com](mailto:michele.starnini@gmail.com)

messages sent by other users. Furthermore, by analyzing the composition of the audience reached, we discover that users with larger spreadability are able to reach individuals with more diverse sentiments, actually escaping their echo chamber.

## POLARIZATION IN POLITICAL COMMUNICATION NETWORKS

In Twitter, users post real-time short messages (tweets), sometimes annotated with hashtags indicating the topic of the message, that are broadcast to the community of their followers. A user can also transmit (retweet) messages from other users, forwarding it to its own followers, as a way to endorse its content. Analysis of retweets (RTs) have been used to study viral propagation of information in several contexts [24–26]. However, RTs do not involve an explicit effort of content production and do not convey a specific communication target. For this reason, here we discard RTs from our analysis and focus on tweets that include an explicit mention to another user, with the purpose of establishing or continuing a discussion on some topic, carrying even personal messages [27]. This choice allows us to single out only actual social interactions between users, so as to reconstruct a communication network in which people actually exchange information, discuss, and form their opinion reacting in real time to ongoing political events.

As an example of strongly polarized political discussion, we focus on the debate ensuing the impeachment process of the former Brazilian President Dilma Rousseff, taking place during 2016. Tweets related to the impeachment process were gathered by setting a specific filter for tweets containing selected keywords. The keyword list was kept up to date as new trending topics continuously appeared on Twitter, see Supplementary Information (SI). Furthermore, the full dynamics of social interactions was taken into account by including the real timing of tweets in a temporal network representation [23]. This ensures that information diffusion over the resulting temporal PC network follows time-respecting paths, which are expected to have an effect in slowing down or speeding up the spreading dynamics [28]. From this temporal network representation, a static aggregated, directed, weighted network [29] was constructed, in which a directed link from node  $i$  to node  $j$  indicates a message sent from user  $i$  to user  $j$ . The associated weight  $W_{ij}$  represents the number of tweets from  $i$  to  $j$ . Note that, while we keep the temporal evolution of the social interactions when addressing information spreading dynamics, we measure political position over the aggregated, static network representation.

Twitter is known to be populated by social bots, that contribute to the spreading of misinformation and poison political debate [30]. Recent studies revealed that while bots tend to interact with humans, e.g. by targeting influential users, the opposite behavior, interactions from humans toward bots, are far less frequent [31, 32]. For this reason, once reconstructed the aggregated network, we extracted its largest strongly connected component (SCC) [29] to possibly discard social bots and ensure that only real social interactions between users are considered. Our analysis is restricted only to the set of indi-

**Table I:** Main properties of aggregated PC network and its largest strongly connected component (SCC): number of users  $N$ , with overall positive (negative) values of political position  $N_+$  ( $N_-$ ), total number of interactions  $W$ , and average out-degree  $\langle k_{\text{out}} \rangle$ . See Table S8 for the PC network obtained from different hashtag classification.

	$N$	$N_+$	$N_-$	$W$	$\langle k_{\text{out}} \rangle$
<i>Whole</i>	285670	101250	125591	2722504	5.94
<i>SCC</i>	31412	13925	16257	1552389	26.5

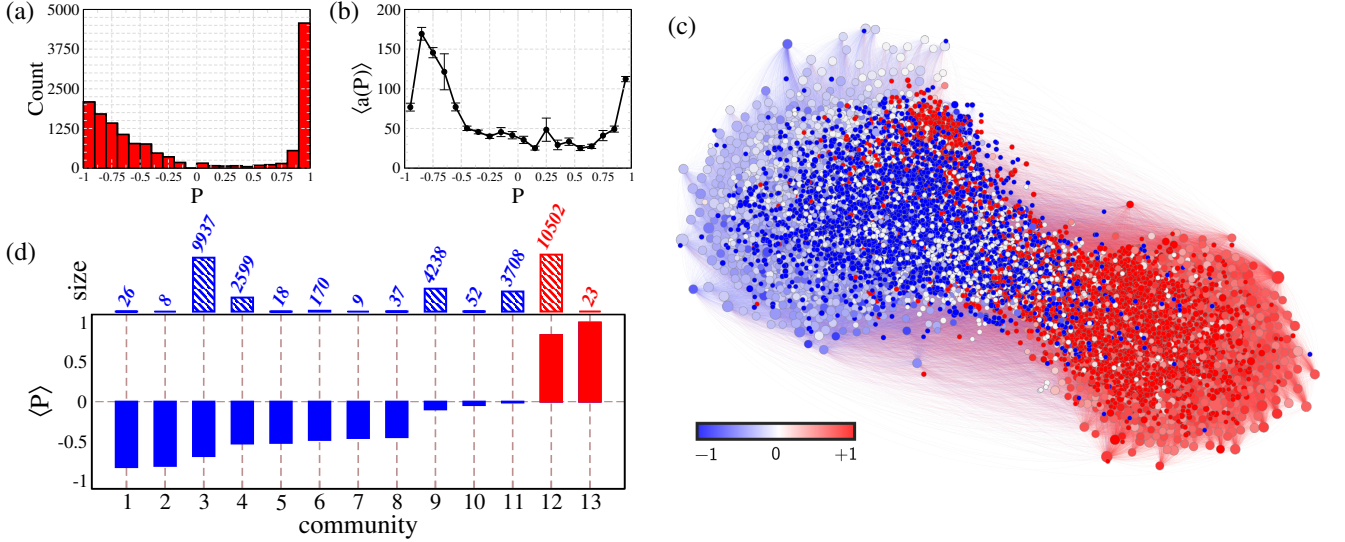
viduals composing this SCC. This choice comes at the cost of greatly reducing the network size (almost by 90%), but it ensures that each user can be both source and destination of information content. In this way, information transfer is in principle possible between any pair of users, and it is possible to single out the impact of the network’s dynamics. In Table I we present a summary of the main topological properties of the PC network and its SCC. See Methods and SI for a detailed explanation of the data set collection.

Tweets carry different sentiments, that can be characterized by the hashtags used. We assign to each tweet  $t$  a sentiment,  $s_t = \{-1, 0, +1\}$ , corresponding to a pro-impeachment, neutral, or anti-impeachment sentiment, respectively, the second one meaning that a hashtag can be used in the other two contexts. For a given user  $i$ , that has sent a number  $a_i$  of tweets (defined as his/her activity), we can associate a time-ordered set of sentiments  $\mathcal{S}_i = \{s_1, s_2, \dots, s_{a_i-1}, s_{a_i}\}$ , and define his/her average sentiment, or political position  $P_i$ , as

$$P_i \equiv \frac{\sum_{t=1}^{a_i} s_t}{a_i}, \quad (1)$$

which is bounded in the interval  $[-1, +1]$ . This definition permits to characterize user’s political position as a continuous variable, allowing to discern different degrees of orientation, in opposition to most common binary measures. Since such definition crucially depends on the hashtag classification, we checked the robustness of our results by reconstructing also a PC network based on a different classification of neutral hashtags. See Methods and SI for details.

In Fig. 1a) we plot the distribution of users’ political position, showing that users are clearly split into two groups with opposite orientation, while few users show neutral position ( $P \sim 0$ ). Interestingly, this distribution is strongly asymmetric with respect to  $P = 0$ : For  $P > 0$  the great majority of users have extreme position  $P \simeq +1$ , while for  $P < 0$  there is a decreasing variation, with more users having more negative values of  $P$ . The number of users with overall positive ( $N_+$ ) and negative ( $N_-$ ) values of political positions are, however, similar, see Table I. The average sentiment of a user is inherently correlated with his/her activity. In a scenario in which users send tweets of opposite sentiments with the same probability, the political position would be given by a binomial distribution, and the expected average sentiment would decrease with activity. Fig. 1b) shows that the correlation between average sentiment and activity is far from being driven by a random process: the more active users are also the more



**Figure 1:** (a) Number of users as a function of the political position  $P$ . (b) Average activity as a function of  $P$ . Only users with activity  $a \geq 10$  in the SCC are considered for (a) and (b). (c) Visualization of the time-aggregated representation of the PC network, formed by  $N = 31\,412$  users in the SCC. The size of nodes increases (non-linearly) with their degree. Colors represent political position, as defined by (1), blue for pro-, red for anti-impeachment, and white for neutral average sentiment. (d) Community size and average political position of different communities identified by the Louvain algorithm.

extreme ones. Interestingly, for pro-impeachment average sentiment, the most active users have  $P \sim -0.75$ , contrary to the case of anti-impeachment average sentiment, in which activity is almost constant for  $0 < P < 0.5$ , and growing for larger  $P$ .

Fig. 1c) shows a visualization of the time-aggregated representation of the PC network, in which users are color-coded according to their average sentiment. Two communities with opposite political positions are clearly visible in the PC network, while users with neutral position are found more frequently bridging the two groups. One can quantify this observation by identifying the community structure [33] as obtained by means of the Louvain algorithm [34]. In Fig. 1d) we plot the average sentiment and size of the different communities, showing that the PC network is characterized by two larger communities, both with approximately  $10^4$  users and opposite position of similar absolute values,  $P_+ \approx 0.82$  and  $P_- \approx -0.70$ . However, negatively polarized users also form other communities of relevant sizes with more moderate position. Users with strong anti-impeachment average sentiments essentially belong to a single community, while moderate users form several communities with weak pro-impeachment position. See SI For more details.

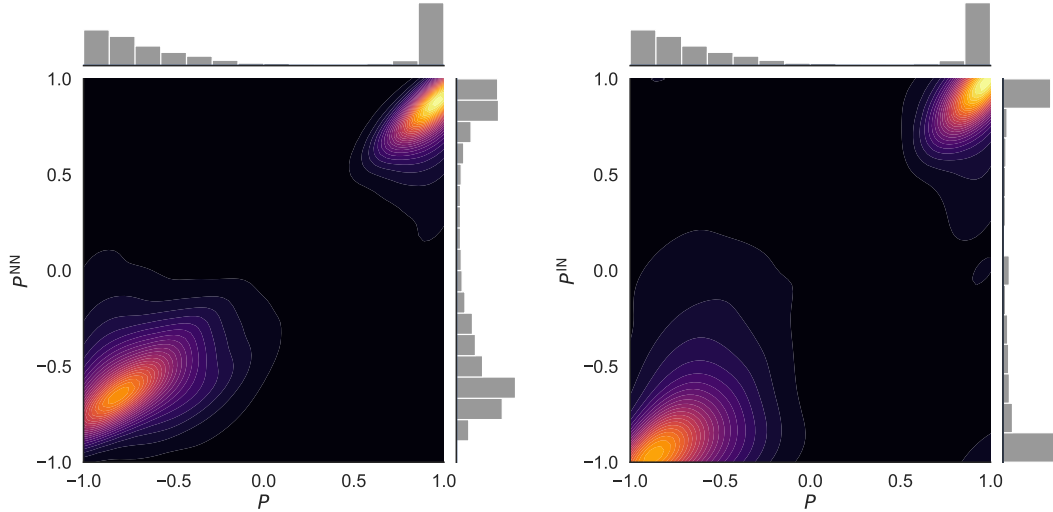
### TOPOLOGICAL EVIDENCE OF ECHO CHAMBERS

One can quantify the presence of echo chambers by relating the political position of a user with the sentiment of the tweets he/she receives, as well as with the position of his/her neighbors. In politics, echo chambers are characterized by users sharing similar opinions and exchanging messages with similar political views [13]. This translates, at the topological level, into a node  $i$  with a given position  $P_i$  connected with nodes

with a position close to  $P_i$ , and receiving with higher probability messages with similar average sentiment  $P_i$ . In order to quantify these insights, we define, for each user  $i$ , the average position of incoming tweets,  $P_i^{\text{IN}}$ , by applying (1) to the set of tweets from any user  $j \neq i$  mentioning user  $i$ . Analogously, the average position of the nearest neighbors, or successors, of user  $i$ ,  $P_i^{\text{NN}}$ , can be defined as  $P_i^{\text{NN}} \equiv \sum_j A_{ij} P_j / k_{\text{out},i}$ , where  $A_{ij}$  is the adjacency matrix of the integrated PC network,  $A_{ij} = 1$  if there is a link from node  $i$  to node  $j$ ,  $A_{ij} = 0$  otherwise, and  $k_{\text{out},i} = \sum_j A_{ij}$  is the out-degree of node  $i$ .

Figure 2 shows the correlation between the political position of a user  $i$  and (a) the position of his/her nearest neighbors,  $P_i^{\text{NN}}$ , and (b) the average sentiment of received tweets,  $P_i^{\text{IN}}$ . Both plots are color-coded contour maps, representing the number of users in the phase space  $(P, P^{\text{NN}})$  or  $(P, P^{\text{IN}})$ : the lighter the area in the map, the larger the density of users in that area. Fig. 2 shows a strong correlation between the position of a user and the average position of both his/her nearest neighbors and the received tweets. Similar results are found for Fig. 2(a) when considering predecessors as nearest neighbors, see Fig. S10 in the SI. The Pearson correlation coefficient is  $r = 0.89$  for  $(P, P^{\text{NN}})$  and  $r = 0.80$  for  $(P, P^{\text{IN}})$ , both statistically significant with a p-value  $p < 10^{-6}$ . These topological properties of the PC network confirm the presence of echo chambers: users expressing both pro- and anti-impeachment are more likely to send/receive messages to/from users that share their political opinion.

Figure 2, however, also reveals that the densities in both plots are not symmetric between anti- and pro-impeachment positions: for  $P > 0$ , most users are concentrated in a small region of the  $(P, P^{\text{NN}})$  and  $(P, P^{\text{IN}})$  spaces, while for  $P < 0$ , they spread on a larger area. This means that users with extreme position  $P \simeq 1$  are more likely to interact only with



**Figure 2:** Contour maps for the (a) average political position of the nearest-neighbor  $P^{NN}$  and (b) average sentiment of tweets received,  $P^{IN}$  against the average political position of a user  $P$ . Colors represent the density of users: the lighter the larger the number of users. Probability distribution of  $P$ ,  $P^{NN}$ , and  $P^{IN}$  are plotted in the axes. Only users with activity  $a \geq 10$  (corresponding to 14813 users) are considered.

users that share the same extreme position, while users with  $P < 0$  exchange information (send and receive tweets) also with peers that do not share their political opinion. These observations are also in consonance with the characterization of the community structure, as shown in Fig. 1(d), in which users with strong anti-impeachment average sentiment form a single, large community, and users with pro-impeachment average sentiment form several more heterogeneous communities.

The differences in the topological structure of the two communities can be related to the political context under study: while users characterized by anti-impeachment sentiments refer to a more homogeneous political area (*Partido dos Trabalhadores* and small left-wing parties), pro-impeachment users share different political views, including center and right-wing positions, and show different levels of sympathy in favor to the impeachment. Another possible and important source of asymmetry is the constant release of content from other sources, in particular from the traditional media, broadcasting mostly contents that stimulate pro-impeachment sentiments, possibly reinforcing their dissemination to a more diversified audience.

### EFFECTS OF POLITICAL POSITION ON INFORMATION SPREADING

The presence of echo chambers implies that users mainly exchange messages with other users sharing similar sentiments. This fact can have an impact on the way in which information is transmitted through the whole PC networks. A possible empirical way to gauge the effects of echo chambers on information spreading is to consider the number of RTs that a given user can achieve [24–26]. One can expect that more influential users, producing content that attracts more interest, will be rewarded by a larger number of RTs. Figure S11 (see SI) shows the number of RTs of the users, as a function of both his/her

activity and position. One can see that the number of times that a user is re-tweeted is strongly correlated with the activity of that user. With hindsight, this observation is to be expected, since a user that produces many tweets gets a larger chance of being re-tweeted, within a homogeneous assumption of equal probability of re-tweeting. However, if we consider the number of RTs normalized by the total tweets sent, we observe a lack of evident correlations with users' political position, as shown in Fig. S11(b) in SI.

In order to better understand the role of the network's polarization in information propagation, we followed a different approach, by considering simple models of spreading dynamics. We have focused in the susceptible-infected-susceptible (SIS) and susceptible-infected-recovered (SIR) models [35], classical epidemic processes which have also been used to study the diffusion of information [36, 37]. In the SIS model, each agent can be in either of two states, susceptible or infectious, whereas in SIR it can also be in a recovered state in which it cannot be infected nor transmit the disease. Susceptible agents may become infectious upon contact with infected neighbors, with certain transmission rate  $\lambda$  in both processes. Infectious agents can spontaneously heal with rate  $\tau^{-1}$ , becoming susceptible again or recovered in SIS and SIR, respectively. Within an information diffusion framework, a susceptible node represents a user who is unaware of the circulating information (e.g. rumors, news, an ongoing street protest), while an infectious user is aware of it and can spread it further to his contacts. A recovered agent is aware but not willing to transmit the information.

We ran the SIS and SIR dynamics on the temporal PC network, using the real timing of connections between users as given by the time stamps of interactions, so to ensure that the information diffusion follows time-respecting paths. In temporal networks characterized by an instantaneous duration of contacts, the infection process can be implemented by consider-

ing  $\lambda$  as a transmission probability, i.e. whenever a susceptible node  $i$  gets in contact with an infectious node  $j$ , node  $i$  will become infected with probability  $\lambda$ . The healing occurs spontaneously after a fixed time  $\tau$  with respect to the moment of infection. We start the dynamics with only one node  $i$  infected, and stop it on the last interaction of the temporal sequence. The set of nodes that were infected at least once along the dynamics, started with  $i$  as source of infection, forms the *set of influence* of node  $i$ ,  $\mathcal{I}_i$  [38]. The set of influence of a user thus represents the set of individuals that can be reached by a message sent by him/her, depending on the transmission probability  $\lambda$  and healing time  $\tau$ .

For different values of  $\lambda$  and  $\tau$ , we measure the *spreadability*  $S_i$  of each user  $i$ , defined as the relative size of his/her set of influence, namely

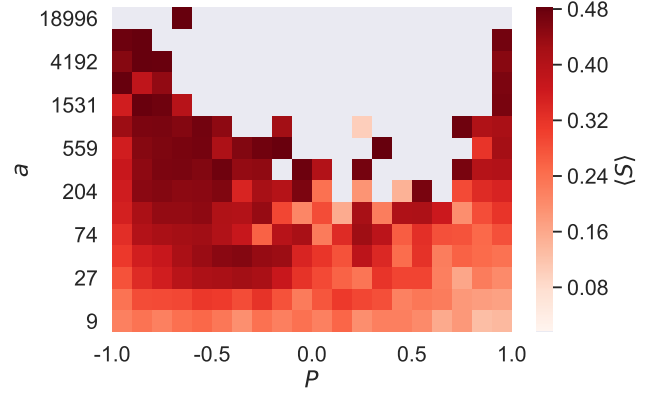
$$S_i(\lambda, \tau) \equiv \frac{|\mathcal{I}_i(\lambda, \tau)|}{N}, \quad (2)$$

by running a SIS or SIR dynamics with node  $i$  as seed of the infection, averaged over several runs. In Fig. 3 we plot the average spreadability  $\langle S \rangle$  of users as a function of their political position  $P$  and activity  $a$  for the SIS model. As expected, the more active are the users, the larger their spreadability (darker colors of the plots). However, one can see that  $\langle S \rangle$  is not constant with respect to the users' political orientation: the spreadability is clearly smaller for users with anti-impeachment average sentiment, while it is larger for users with  $P < 0$ , reaching a maximum for  $P \sim -0.5$ . Different values of  $\lambda$  and  $\tau$  for the SIS and SIR model (available in the SI) show similar behavior.

In order to disentangle the effect of the users' political position on spreadability from the effect of activity, in Fig. 4 we plot the average spreadability of users as a function of their position,  $\langle S(P) \rangle$ , for  $\lambda = 0.2$  and  $\tau = 7$  days. Other values are shown in the SI. Only users with activity bounded in the interval  $a \in [10, 100]$  are considered, so as to ensure that the average users' activity is relatively homogeneous with respect to their political position (as shown in the SI). Figure 4 shows that the average spreadability reaches a maximum for users with intermediate pro-impeachment position,  $P \simeq -0.5$ , maximum that is up to four times larger than the value for users with anti-impeachment position. This striking difference is robust with respect to the value of the transmission probability  $\lambda$  and healing time  $\tau$ . As shown in the SI, the shapes of the  $\langle S(P) \rangle$  curves are remarkably similar, even though significantly different values are reached. Analogous behavior is observed for the SIR model (see SI).

### DIVERSITY INCREASES SPREADABILITY

The origin of the large spreadability of users with pro-impeachment position cannot be traced back to their numeric prevalence in the network, since users are split into two groups of similar size; see Table S8 in SI. Moreover, the great majority of users are characterized by extreme position,  $|P| \simeq 1$ , yet they show a much smaller spreadability than users with intermediate pro-impeachment position,  $P \simeq -0.5$ . One way



**Figure 3:** Heat map of the average spreadability  $\langle S \rangle$  of users, as a function of their political position  $P$  and activity  $a$ . The transmission probability of the SIS dynamics is  $\lambda = 0.5$  and  $\tau = 7$  days. Averages were performed over 100 runs.

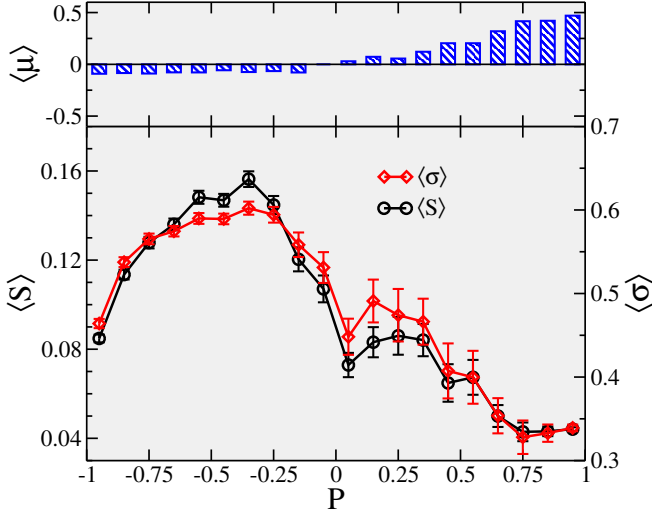
to understand this difference relies in looking at the characteristics of the users reached by the spreading dynamics. One can analyze the political position of the set of influence  $\mathcal{I}_i$ , by defining, for each user  $i$ , the average  $\mu_i$  and the variance  $\sigma_i$  of the political positions expressed by  $\mathcal{I}_i$ , as

$$\mu_i \equiv \sum_{j \in \mathcal{I}_i} \frac{P_j}{|\mathcal{I}_i|}, \quad \sigma_i \equiv \sum_{j \in \mathcal{I}_i} \frac{(P_j - \mu_i)^2}{|\mathcal{I}_i|}. \quad (3)$$

The average  $\mu_i$  represents the average opinion of the users reached by  $i$ , while the variance  $\sigma_i$  represents how heterogeneously oriented  $\mathcal{I}_i$  is. A small variance  $\sigma_i$  indicates that the political position of  $\mathcal{I}_i$  is quite uniform and close its average value, while a large value of  $\sigma_i$  shows that  $\mathcal{I}_i$  is heterogeneous with respect to the political position. Therefore, the variance  $\sigma_i$  quantifies the *diversity* of the users reached by  $i$ .

In Fig. 4 (top panel) we plot the average political position  $\langle \mu(P) \rangle$  of the set of influence reached by users with position  $P$ , showing that users with pro-impeachment (neutral, anti-impeachment) average sentiment are more likely to reach, on average, users sharing the same pro-impeachment (neutral, anti-impeachment) average sentiment. This result (robust across different values of  $\lambda$  and  $\tau$ , as shown in the SI) indicates that, given the strongly polarized structure of the network, information diffusion is biased toward individuals that share the same political opinion, quantifying the effect of echo chambers. The average  $\langle \mu(P) \rangle$ , indeed, gauges the strength of the echo chamber effect: the more  $\langle \mu(P) \rangle$  is close to  $P$ , the stronger the echo chamber effect. Furthermore, one can note differences between users with pro- and anti-impeachment positions,  $\mu$  is almost constant for negative values of  $P$ , so echo chamber effects are small, while  $\mu$  is growing almost linearly for positive  $P$ , indicating stronger echo chambers effects.

Even more interesting, Fig. 4 shows that the diversity  $\sigma_i$  of the users reached by  $i$  strongly depends on his/her political position  $P_i$ . The curve of the average diversity as a function of the position,  $\langle \sigma(P) \rangle$ , follows a behavior remarkably similar to the average spreadability of users with position  $P$ ,  $\langle S(P) \rangle$ .



**Figure 4:** Average spreadability  $\langle S(P) \rangle$  (black curve, left axes) of users with political position  $P$ . Average diversity  $\langle \sigma(P) \rangle$  (red curve, right axes) and political position  $\langle \mu(P) \rangle$  (bars, top panel) of the set of influence reached by users with position  $P$ . Transmission probability  $\lambda = 0.20$  and  $\tau = 7$  days. Only the 11386 users with activity  $a \in [10, 100]$  are considered. Different ranges of  $a$  and values of  $\lambda$  are shown in the SI. Results are averaged over 100 runs, error bars represent the standard error.

The strict correlation observed between  $\langle \sigma(P) \rangle$  and  $\langle S(P) \rangle$  indicates that if a user is able to reach a diverse audience, formed by users that do not share his average sentiment, then the size of his/her set of influence is much larger. That is, individuals with large spreadability are able to break their echo chambers. Note that this result is not trivial since the size of the echo chambers are much bigger than the number of users reached. Moreover, the value of  $\langle \sigma(P) \rangle$  is statistically significant and does not depend on the number of users considered in the average. For instance, there are much more users with extreme orientations ( $|P| \simeq 1$ ) than users with intermediate position ( $P \simeq -0.5$ ), yet it holds  $\langle \sigma(P \simeq -0.5) \rangle \gg \langle \sigma(|P| \simeq 1) \rangle$ . Furthermore, given the larger number of users considered, error bars for  $\langle \sigma(|P| \simeq 1) \rangle$  are smaller than the ones for  $\langle \sigma(P \simeq -0.5) \rangle$ .

## DISCUSSION

The effects of echo chambers on the openness of online political debate have been argued by the scientific community. Recently, it has been shown that echo chambers are expected to enhance the spreading of information in synthetic networks [39]. Their impact in real communication networks, however, remains poorly understood. The main contribution of this paper is twofold: i) we quantify the presence of echo chambers in the Twitter discussion about the impeachment of former Brazilian President Dilma Rousseff, showing that communities of users expressing opposite political positions emerge in the topological structure of the communication network, and ii) we gauge the effects of such echo chambers on information

spreading, showing that the capability of users to spread the content they produce depends on their political orientation. The use of spreading models allows us to characterize the internal structure of echo-chambers, showing that users belonging to the same echo chamber, with different convictions (i.e., the intensity of their attitude to the impeachment issue), can have quite different spreading capabilities.

Our method to quantify echo chambers is built upon two main ingredients: i) we reconstruct a communication network based in mentions, in which people can actually discuss and exchange information related to ongoing political events, and ii) we define a continuous political position measure, by classifying the hashtags used in tweets as expressing a sentiment in favor or against the impeachment, which is independent by the network's reconstruction. We then observe that anti- and pro-impeachment sentiments clearly separate into different communities in the PC network. It is important to remark that, while it is well known that networks formed by RTs can be have a strong partisan structure, since RTs generally imply endorsement, this observation is new for mention networks, in which users characterized by opposite average sentiments can easily interact [11].

These two clusters of users sharing similar opinions, or echo chambers, can be characterized by looking at the correlations between the in-flow and out-flow of sentiments, as well as between the average sentiments of an individual and his/her nearest neighbors. The topologies of the two echo chambers, however, are not exactly equivalent. Users expressing anti-impeachment sentiments tend to lean towards the extreme, achieving a position  $P \simeq +1$ , while users with pro-impeachment sentiments show smoother tendencies, reflected into the presence of medium-sized communities with overall negative position.

We have gauged the effects of echo chambers on information diffusion by running simple models of information spreading, observing that, on average, users are more likely to receive information from peers sharing the same average sentiments. We then see that people with predominantly pro-impeachment sentiments are able to broadcast their message to a potentially larger audience than other users. Furthermore, such audiences are also characterized by a greater diversity of opinions, indicating that pro-impeachment sentiments can spread to users expressing both pro- and anti-impeachment attitudes, a signature that echo chambers can be broken. An interesting question arising here is what makes pro-impeachment users better spreaders than users with an opposite view. Recent works [40, 41] have related spreading efficiency of users with their topological position in the integrated network, in particular with the degree and centrality of individuals as measured by the  $k$ -core index [42]. In Fig. S16 of the SI we show that the average position  $P$  of users is quite uncorrelated with both their average degree  $k$  and  $k$ -core index, indicating that users characterized by pro-impeachment average sentiment cannot be single out on simple topological basis.

It is important to highlight that our method for quantifying the echo-chamber effects by using epidemic processes comes at the cost of limitations. A first issue is that only very large communication networks can be analyzed, due to the extraction

of the strongly connected component that greatly reduces the number of nodes. However, this procedure is essential to properly address the communication dynamics between users, and possibly avoid the presence of social bots. Furthermore, our definition of political position entirely relies on the hand tagged hashtags classification. It is well known that hashtags can be hijacked [43], i.e. they can be used by some users with a different (or opposite) purpose than the one originally intended, thus invalidating the sentiment inferred through it. However, our analysis is based on a large number of hashtags, and it is robust with respect to a significant change of the sentiment classification; see results for the additional classification in the SI.

Future research in this topic should address three main points. Firstly, more sophisticated methods for detecting users' political position, such as automatic sentiment analysis of tweet contents could be considered. These methods are, however, not exempt from limitations [44, 45]. Secondly, more realistic models of information diffusion, such as complex contagions, independent cascade and linear threshold models [46–49], could be used to estimate individual's spreadability. We have checked numerically that a modification of the classic Watts threshold model for complex contagion [46] to the framework of temporal networks [50] leads to the same behavior observed in the SIR and SIS models, see Fig. S17 of the SI. Therefore, while we do not expect our results to qualitatively depend on the details of propagation dynamics considered, interesting features may be added, such as a transmission probability that depends on the similarity between opinions. It would also be interesting to measure the evolution of users' political position in time, as they are expected to not be constant over the whole temporal sequence. Finally, given that our conclusions are based in a single case study, it would be interesting to replicate our method in different data sets, to identify in a quantitative way the presence of echo chambers across differently polarized political contexts, over different social media.

## METHODS

Here we describe the empirical data used in the paper, available upon motivated request to the authors, and how we reconstruct the network from it, as well as the results of the hashtags classification. For further details, see SI.

### Reconstruction of the PC networks

Our data set is composed of tweets collected daily from the public streaming of the Twitter API by specifying a list of 323 keywords (See Table S2 of SI) related to the impeachment process of former president of Brazil, Dilma Rousseff. Data have been gathered between March 5th to December 31st of

2016. Only tweets including mentions to other users and at least one of the classified hashtags (see next Section) have been selected, while retweets have been discarded. Tweets containing hashtags of opposite sentiments ( $s_t = +1$  and  $s_t = -1$ ) are less than 1%, and have been discarded. The timing of the interactions has been preserved, so that in the temporal PC network a directed link from node  $i$  to node  $j$  at time  $t$  is drawn if user  $i$  sends a tweet by mentioning  $j$  at time  $t$ . Finally, the strong component of the time-aggregated version of the PC network has been extracted.

### Hashtag classification

A list of the 495 most tweeted hashtags from the collected data has been classified by performing a manual annotation of the sentiments (anti-, pro-impeachment, neutral, or not related to the issue) by four independent volunteers. Through an interactive webpage, the volunteers had the opportunity to browse Twitter for checking tweets containing the selected hashtag within the time window of interest. The final classification of each hashtag has been determined by the majority (3 of 4) of the opinions of the volunteers. A number of 321 (64.8%) hashtags had a full agreement, while in 443 (89.5%) of them at least 3 of 4 persons agreed. A majority agreement has not been reached for 52 (10.5%) hashtags, which have been excluded from the data set. Discrepancies between any pair of volunteers were less than 10%. A final list of 404 hashtags (see Table S3 to S6 in the SI for final classification) has been used to reconstruct the PC network.

**Acknowledgments:** We thank Gino Ceotto and Diogo H. Silva for voluntarily performing the hashtag classification. This work was partially supported by the Brazilian agencies CNPq and FAPEMIG. Authors thank the support from the program *Ciência sem Fronteiras* - CAPES under project No. 88881.030375/2013-01. This study was financed in part by the Coordenação de Aperfeiçoamento de Pessoal de Nível Superior - Brasil (CAPES) - Finance Code 001. M.S. acknowledges financial support by the J. McDonnell Foundation. R.P.-S. acknowledges financial support from the Spanish MINECO, under Project No. FIS2016-76830-C2-1-P, and additional financial support from ICREA Academia, funded by the Generalitat de Catalunya.

**Author contributions:** W.C., S.C.F., R.P.-S., and M.S. designed and performed research. W.C. collected data and performed simulations. W.C., S.C.F., R.P.-S., and M.S. wrote the paper.

**Additional Information:** The authors declare no competing interests.

- [2] S. Wasserman and K. Faust, *Social Network Analysis: Methods and Applications* (Cambridge University Press, Cambridge, 1994).
- [3] D. Lazer, A. Pentland, L. Adamic, S. Aral, A.-L. Barabási, D. Brewer, N. Christakis, N. Contractor, J. Fowler, M. Gutmann, T. Jebara, G. King, M. Macy, D. Roy, and M. Van Alstyne, “Computational social science,” *Science* **323**, 721 (2009).
- [4] J. K. Lee, J. Choi, C. Kim, and Y. Kim, “Social media, network heterogeneity, and opinion polarization,” *Journal of Communication* **64**, 702 (2014).
- [5] R. M. Bond, C. J. Fariss, J. J. Jones, A. D. I. Kramer, C. Marlow, J. E. Settle, and J. H. Fowler, “A 61-million-person experiment in social influence and political mobilization,” *Nature* **489**, 295 (2012).
- [6] S. Aral, L. Muchnik, and A. Sundararajan, “Distinguishing influence-based contagion from homophily-driven diffusion in dynamic networks,” *Proceedings of the National Academy of Sciences* **106**, 21544 (2009).
- [7] A. Hanna, C. Wells, P. Maurer, L. Friedland, D. Shah, and J. Matthes, “Partisan alignments and political polarization online: A computational approach to understanding the French and US presidential elections,” in *Proceedings of the 2Nd Workshop on Politics, Elections and Data*, PLEAD ’13 (ACM, New York, NY, USA, 2013) pp. 15–22.
- [8] I. Weber, V. R. K. Garimella, and A. Batayneh, “Secular vs. islamist polarization in Egypt on Twitter,” in *Proceedings of the 2013 IEEE/ACM International Conference on Advances in Social Networks Analysis and Mining - ASONAM ’13* (ACM Press, New York, New York, USA, 2013) pp. 290–297.
- [9] J. Borge-Holthoefer, W. Magdy, K. Darwish, and I. Weber, “Content and network dynamics behind egyptian political polarization on Twitter,” in *Proceedings of the 18th ACM Conference on Computer Supported Cooperative Work & Social Computing, CSCW 2015, Vancouver, BC, Canada, March 14 - 18, 2015* (2015) pp. 700–711.
- [10] S. González-Bailón, J. Borge-Holthoefer, A. Rivero, and Y. Moreno, “The dynamics of protest recruitment through an on-line network,” *Scientific Reports* **1** (2011), 10.1038/srep00197.
- [11] M. Conover, J. Ratkiewicz, M. Francisco, B. Gonçalves, A. Flammini, and F. Menczer, “Political polarization on Twitter,” in *Proc. 5th International AAAI Conference on Weblogs and Social Media (ICWSM)* (2011).
- [12] M. D. Conover, B. Gonçalves, A. Flammini, and F. Menczer, “Partisan asymmetries in online political activity,” *EPJ Data Science* **1**, 6 (2012).
- [13] R. K. Garrett, “Echo chambers online?: Politically motivated selective exposure among Internet news users,” *Journal of Computer-Mediated Communication* **14**, 265 (2009).
- [14] K. Garimella, G. De Francisci Morales, A. Gionis, and M. Mathioudakis, “Political discourse on social media: Echo chambers, gatekeepers, and the price of bipartisanship,” in *Proceedings of the 2018 World Wide Web Conference, WWW ’18* (International World Wide Web Conferences Steering Committee, Republic and Canton of Geneva, Switzerland, 2018) pp. 913–922.
- [15] M. T. Bastos, D. Mercea, and A. Baronchelli, “The geographic embedding of online echo chambers: Evidence from the Brexit campaign,” *PLoS ONE* (2018), 10.1371/journal.pone.0206841.
- [16] M. Del Vicario, A. Bessi, F. Zollo, F. Petroni, A. Scala, G. Caldarelli, H. E. Stanley, and W. Quattrociocchi, “The spreading of misinformation online,” *PNAS* **113**, 554 (2016).
- [17] M. D. Vicario, G. Vivaldo, A. Bessi, F. Zollo, A. Scala, G. Caldarelli, and W. Quattrociocchi, “Echo chambers: Emotional contagion and group polarization on facebook,” *Scientific Reports* **6** (2016), 10.1038/srep37825.
- [18] M. Wojcieszak, “‘don’t talk to me’: effects of ideologically homogeneous online groups and politically dissimilar offline ties on extremism,” *New Media & Society* **12**, 637 (2010).
- [19] P. Barberá, J. T. Jost, J. Nagler, J. A. Tucker, and R. Bonneau, “Tweeting from left to right: Is online political communication more than an echo chamber?” *Psychological Science* **26**, 1531 (2015), pMID: 26297377.
- [20] E. Dubois and G. Blank, “The echo chamber is overstated: the moderating effect of political interest and diverse media,” *Information, Communication & Society* **21**, 729 (2018).
- [21] Wikipedia, “Impeachment of Dilma Rousseff,” (2018), [Online; accessed 01-October-2018].
- [22] P. Holme, “Modern temporal network theory: a colloquium,” *The European Physical Journal B* **88**, 234 (2015).
- [23] R. Lambiotte and N. Masuda, *A Guide to Temporal Networks*, Series On Complexity Science, Vol. 4 (World Scientific, Singapore, 2016).
- [24] W. Galuba, K. Aberer, D. Chakraborty, Z. Despotovic, and W. Kellerer, “Outtweeting the Twitterers - predicting information cascades in microblogs,” in *Proceedings of the 3rd Wconference on Online Social Networks, WOSN’10* (USENIX Association, Berkeley, CA, USA, 2010) pp. 3–3.
- [25] M. Jenders, G. Kasneci, and F. Naumann, “Analyzing and predicting viral tweets,” in *Proceedings of the 22nd International Conference on World Wide Web - WWW ’13 Companion* (ACM Press, New York, New York, USA, 2013) pp. 657–664.
- [26] J. Ratkiewicz, M. Conover, M. Meiss, B. Gonçalves, S. Patil, A. Flammini, and F. Menczer, “Detecting and tracking political abuse in social media,” in *Proceedings of the 20th international conference companion on World wide web - WWW ’11* (ACM Press, New York, New York, USA, 2011) p. 249.
- [27] P. A. Grabowicz, J. J. Ramasco, E. Moro, J. M. Pujol, and V. M. Eguiluz, “Social features of online networks: The strength of intermediary ties in online social media,” *PLOS ONE* **7**, 1 (2012).
- [28] P. Holme and J. Saramäki, eds., *Temporal networks* (Springer, Berlin, 2013).
- [29] M. E. J. Newman, *Networks: An introduction* (Oxford University Press, Oxford, 2010).
- [30] E. Ferrara, O. Varol, C. Davis, F. Menczer, and A. Flammini, “The rise of social bots,” *Commun. ACM* **59**, 96 (2016).
- [31] M. Stella, E. Ferrara, and M. De Domenico, “Bots increase exposure to negative and inflammatory content in online social systems,” *PNAS* **115**, 12435 (2018).
- [32] C. Shao, G. L. Ciampaglia, O. Varol, K.-C. Yang, A. Flammini, and F. Menczer, “The spread of low-credibility content by social bots,” *Nature Communications* **9**, 4787 (2018).
- [33] S. Fortunato, “Community detection in graphs,” *Physics Reports* **486**, 75 (2010).
- [34] V. D. Blondel, J.-L. Guillaume, R. Lambiotte, and E. Lefebvre, “Fast unfolding of communities in large networks,” *Journal of Statistical Mechanics: Theory and Experiment* **2008**, P10008 (2008).
- [35] R. M. Anderson and R. M. May, *Infectious diseases in humans* (Oxford University Press, Oxford, 1992).
- [36] L. Zhao, H. Cui, X. Qiu, X. Wang, and J. Wang, “SIR rumor spreading model in the new media age,” *Physica A: Statistical Mechanics and its Applications* **392**, 995 (2013).
- [37] C. Granell, S. Gómez, and A. Arenas, “Dynamical interplay between awareness and epidemic spreading in multiplex networks,” *Phys. Rev. Lett.* **111**, 128701 (2013).
- [38] P. Holme, “Network reachability of real-world contact sequences,” *Phys. Rev. E* **71**, 46119 (2005).
- [39] P. Törnberg, “Echo chambers and viral misinformation: Model-

- ing fake news as complex contagion,” *PLOS ONE* **13**, 1 (2018).
- [40] R. A. Baños, J. Borge-Holthoefer, and Y. Moreno, “The role of hidden influentials in the diffusion of online information cascades,” *EPJ Data Science* **2**, 6 (2013).
  - [41] R. Alvarez, D. Garcia, Y. Moreno, and F. Schweitzer, “Sentiment cascades in the 15m movement,” *EPJ Data Science* **4**, 6 (2015).
  - [42] S. B. Seidman, “Network structure and minimum degree,” *Social Networks* **5**, 269 (1983).
  - [43] A. T. Hadgu, K. Garimella, and I. Weber, “Political hashtag hijacking in the U.S.” in *Proceedings of the 22Nd International Conference on World Wide Web*, WWW ’13 Companion (ACM, New York, NY, USA, 2013) pp. 55–56.
  - [44] P. Gonçalves, M. Araújo, F. Benevenuto, and M. Cha, “Comparing and combining sentiment analysis methods,” in *Proceedings of the First ACM Conference on Online Social Networks*, COSN ’13 (ACM, New York, NY, USA, 2013) pp. 27–38.
  - [45] M. Conover, B. Gonçalves, J. Ratkiewicz, A. Flammini, and F. Menczer, “Predicting the political alignment of Twitter users,” in *Proceedings of 3rd IEEE Conference on Social Computing (SocialCom)* (2011) pp. 192–199.
  - [46] D. J. Watts, “A simple model of global cascades on random networks,” *Proceedings of the National Academy of Sciences* **99**, 5766 (2002).
  - [47] D. Centola and M. Macy, “Complex contagions and the weakness of long ties,” *American Journal of Sociology* **113**, 702 (2007).
  - [48] K. Saito, R. Nakano, and M. Kimura, “Prediction of information diffusion probabilities for independent cascade model,” in *Proceedings of the 12th International Conference on Knowledge-Based Intelligent Information and Engineering Systems, Part III*, KES ’08 (Springer-Verlag, Berlin, Heidelberg, 2008) pp. 67–75.
  - [49] A. Borodin, Y. Filmus, and J. Oren, “Threshold models for competitive influence in social networks,” in *Proceedings of the 6th International Conference on Internet and Network Economics*, WINE’10 (Springer-Verlag, Berlin, Heidelberg, 2010) pp. 539–550.
  - [50] F. Karimi and P. Holme, “Threshold model of cascades in empirical temporal networks,” *Physica A: Statistical Mechanics and its Applications* **392**, 3476 (2013).