

Long Short-Term Memory Spatial Transformer Network

1st Shiyang Feng

College of Information Science and Technology
DongHua University
ShangHai, China
syong_f@163.com

2nd Tianyue Chen

College of Science
DongHua University
ShangHai, China
spence_chen@126.com

3rd Hao Sun

College of Information Science and Technology
DongHua University
ShangHai, China
shposion@icloud.com

Abstract—Spatial transformer network has been used in a layered form in conjunction with a convolutional network to enable the model to transform data spatially. In this paper, we propose a combined spatial transformer network (STN) and a Long Short-Term Memory network (LSTM) to classify digits in sequences formed by MINST elements. This LSTM-STN model has a top-down attention mechanism profit from LSTM layer, so that the STN layer can perform short-term independent elements for the statement in the process of spatial transformation, thus avoiding the distortion that may be caused when the entire sequence is spatially transformed. It also avoids the influence of this distortion on the subsequent classification process using convolutional neural networks and achieves a single digit error of 1.6% compared with 2.2% of Convolutional Neural Network with STN layer.

Index Terms—LSTM, STN, CNN, Top-down attention mechanism

I. INTRODUCTION

The attention mechanism in computer vision has been applied in object detection [19] [18] [21] [9] [14] [23] [8] and image question answering systems [3] [16] [22]. Spatial transform network (STN) is an explicit processing module designed for networks that can handle transformations such as rotation invariance and scale invariance [11]. STN can be used in any standard neural network architecture to ensure that the model can acquire the ability of spatial transformation as a layer. There is no top-down attention mechanism in STN, since the ability of it to transform the target's space is based on the feedforward neural network. Conversely a better model is able to achieve a whole target by use of the top-down attention mechanism to position and transform each individual in this target [2] [17]. Otherwise, it can cause image distortion during the spatial transformation and affect the following classification result [5] [24]. And with the number of geometric prediction layers increasing, it can cause undesired boundary effects [1] [10]. In this paper, we combine STN network with a Long Short-Term Memory (LSTM) network to create a LSTM-STN network that can resolve the problem of top-down attention mechanism. In the LSTM-STN structure, The LSTM network generates a series of time-step based outputs based on the input of the original images [20] [7] [6], which are used as input data for the STN network. Then the STN outputs a series of transformed images, which are later used for classification in

the subsequent CNN network layer. Recursion of steps in unit time step and transformation of previous time-step through LSTM network enable the LSTM-STN to sequentially catch the saliency elements. Since these significant element regions are smaller than the entire picture, the image is down-sampled with the LSTM-STN network to ensure that the resolution is essentially unchanged. We organize the paper as follows: First of all, we give a review of multiple improved STN networks (for the top-down attention mechanism problem) in Section.2. Then we give an overview of Spatial Transformer Networks and describe our proposed LSTM-STN in detail in Section.3. In Section.4, we show the operation results of different kinds of images and compare these results with the output of RNN-STN method. Finally, we give our conclusion in Section.5.

II. RELATED WORK

Kuen et al.2016 proposed an recurrent attentional networks for saliency detection to detect the objects with a top-down mechanism [12]. Chen-Hsuan Lin et al.2016 introduced the IC-STNs attention mechanism based on LK algorithm and Inverse Compositional Variant Method to eliminate distortion with less model capacity [13]. Ba et al.2014 combined a nondifferentiable attention mechanism with a RNN and used it for classification. [4] Anderson et al.2017 put forward bottom-up and top-down attention for image caption to amend CNN network and obtained improved top-down attention mechanism results [2].

III. APPROACH

A. Spatial Transformer Network

STN consists of three main parts: localization network, parameterized sampling grid and differentiable image sampling. The role of the localization network is to generate a spatially transformed parameter A_θ through a subnetwork (fully-connected or convolutional network with a regression layer). The form of A_θ can be varied. For example, if we need to implement a 2D affine transformation (zoom, rotation and skew of the input), then A_θ would be the output of a 6-dimensional (2×3) vector. A_θ can be described as follows:

$$A_\theta = f_{loc}(U) = \begin{bmatrix} \theta_{11} & \theta_{12} & \theta_{13} \\ \theta_{21} & \theta_{22} & \theta_{23} \end{bmatrix} \quad (1)$$

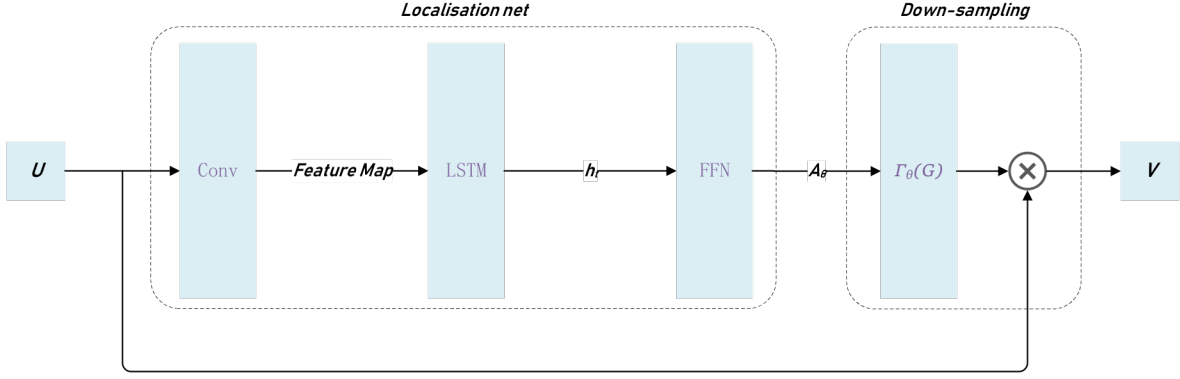


Fig. 1. The whole process of processing the image by the LSTM-STN model. U is the input image, and V are the transformed elements in a sequence.

U is the input of STN in the form of $[H \times W \times C]$ (height, width, channels), A_θ will make a format adjustment according to different affine transformation. Supposing the coordinates of each pixel in U (not limited to the input original image, the feature map output by other layers included) are (x_i^s, y_i^s) and that of each pixel in V size $[H \times W \times C]$ are (x_i^t, y_i^t) . The spatial transformation function Γ_θ is an affine transformation function, the conversion relationship between (x_i^s, y_i^s) and (x_i^t, y_i^t) can be written as:

$$\begin{pmatrix} x_i^s \\ y_i^s \end{pmatrix} = \Gamma_\theta(G_i) = A_\theta \begin{pmatrix} x_i^t \\ y_i^t \end{pmatrix} \quad (2)$$

After calculating Γ_θ , we can get V from U by the following formula.

$$V_i^c = \sum_n \sum_m^H W U_{nm}^c \max(0, 1 - |x_i^s - m|) \max(0, 1 - |y_i^s - n|) \quad (3)$$

After obtaining V , we need to derive U , x_s , y_s to carry out the backward propagation of the network according to loss.

B. LSTM-STN method

Considering the lack of top-down attention mechanism in the classic STN method of feed-forward convolutional neural network, we modify the model by adding a LSTM prediction layer before the STN as follows: 1) get the feature map f_{map} of U through a convolutional network, 2) modify the localization network f_{loc} by adding the LSTM method. 3) use h_t as an input to calculate transformation parameter matrix A_θ in FFN.

$$f_{map} = f_{conv}(U) \quad (4)$$

$$(c_t, h_t) = f_{LSTM}(f_{map}, C_{t-1}, h_{t-1}) \quad (5)$$

$$A_\theta = g(h_t) \quad (6)$$

The structure of the above improved STN can be illustrated by the "localisation net" part of Fig1.




Fig. 2. The data set for this model test, which is composed of 4 random MNIST numbers according to a specified format.

C. Down-sampling

For an image U in size of $H \times W$, it is d-sampled down to obtain a resolution image of $(\frac{H}{d}) (\frac{W}{d})$ in size. And d should be the common divisor of H and W . If U is in 2D matrix form, then the image pixels in the original $d \times d$ window will be turned into one pixel. The value of this pixel is the average of all the pixels in the window [25] [15]. The number of sampled points from U is:

$$n_{points} = \left(\frac{H}{d}\right) \left(\frac{W}{d}\right) \quad (7)$$

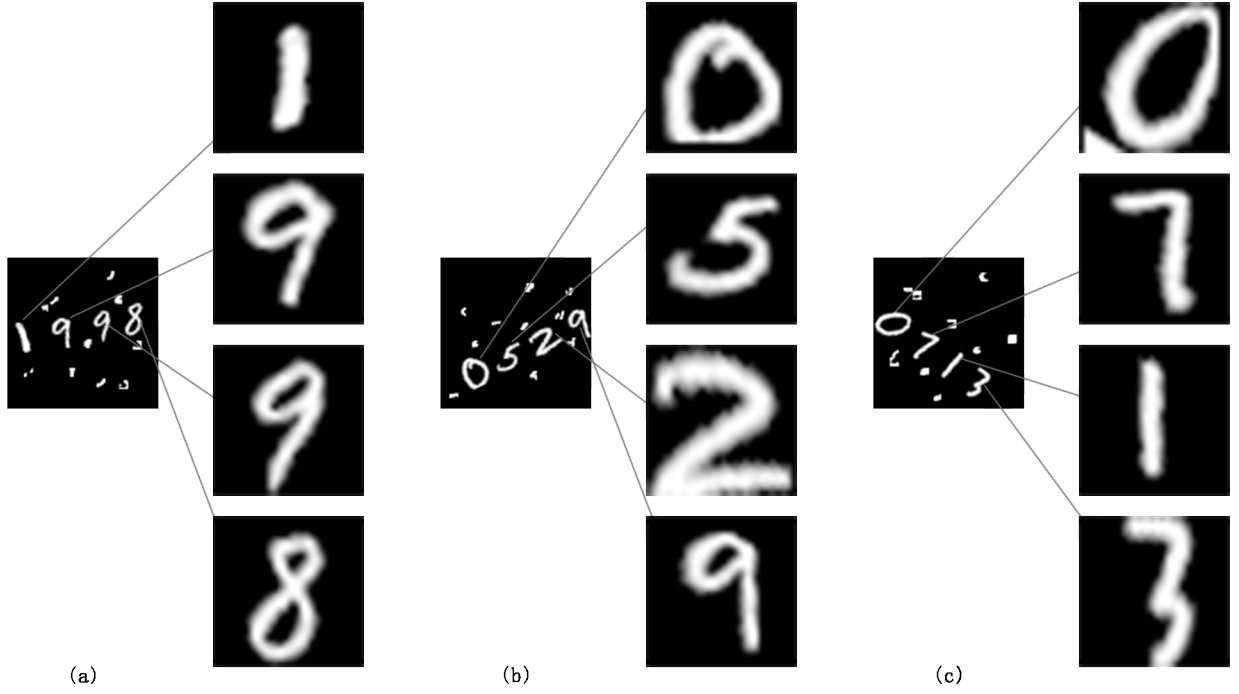


Fig. 3. Three sample images(a)(b)(c) processed by the LSTM-STN model with down-sampling factor 2. The transformed elements is used in the following CNNs

The down-sampling is done before the input of classification network to ensure the correct rate. The whole process of processing the image by the LSTM-STN model is shown in Fig 1.

IV. EVALUATION

Learning-based approach requires lots of training samples to generalize new examples well. We train our model on the MNISTs training data-set containing 60000 training samples and test the model effects in test dataset MNISTs testing data-set involving 10000 test samples. Based on the elements in the MNIST dataset, we created a data-set for this model test. On each of the independent canvases (size 100×100 pixels), we selected 4 random numbers in MNIST(size 28×28 pixels), the first of which is placed on the canvas at random rotation angles and positions. The following numbers are placed at the same rotation angle to ensure that they do not overlap, and that the final number field does not exceed the canvas size. Finally, we place 10 noise handwriting image blocks (each size is 6×6 pixels) on the canvas. We create 70000 examples for training, 20000 for validation, and 2000 for testing. Fig2 shows the format of the data set for this model. Fig3 shows two examples of the spatial transformation process.

In order to test the merits of the operation results, we train the traditional backward propagation spatial transformation network as a contrast model for testing. The entire classification network is divided into four layers, namely: convolution, maximum pooling, dropout, and a fully connected layer with 400 units. Eventually the results are output by a series of separate softmax. And the convolutional layer has 96 filters

of size $[3 \times 3]$ in total. The LSTM-STN uses a Long Short-Term Memory (LSTM) with 256 cells. The time step of LSTM is 4, and in each step the LSTM cell uses C_{t-1} and h_{t-1} as input to deliver the output h_t through a linear layer to spatial transform layer. The LSTM-STN is followed by a CNN with 32 filters used as classification layer. In the LSTM-STN model, the localization network contains 4 max-pool convolutional layers, each with 20 filters of size $[3 \times 3]$.

TABLE I
ERROR RATE OF DIFFERENT MODELS WHEN IDENTIFYING DATA IN DATA SETS, D IS THE DOWN-SAMPLING PARAMETER

| Mnist Sequence Example Model | Error rate(%) |
|------------------------------|---------------|
| LSTM-STN-CNN d=1 | 1.7 |
| LSTM-STN-CNN d=2 | 1.6 |
| LSTM-STN-CNN d=3 | 1.8 |
| LSTM-STN-CNN d=4 | 2.2 |
| FFN-STN-CNN d=1 | 3.7 |
| FFN-STN-CNN d=2 | 2.2 |
| FFN-STN-CNN d=3 | 2.9 |
| FFN-STN-CNN d=4 | 5.6 |
| CNN | 2.7 |

V. CONCLUSION

By combining STN with LSTM, we can obtain a better result compared with the original STN model in the classification of objects. The LSTM-STN model can focus on each detected element in a sequence, and this model shows the classification ability when dealing with individual elements with some

interference noise in the sequences, which can not be done in the original STN model. Also noteworthy is that the speed of training LSTM-STN model is close to original STN model because of the low capacity of LSTM layer. In the long run, our model is expected to play a role in detecting multiple overlapping objects in an image or video in the future work. While this suggests several directions for future research, the immediate benefits of our approach may be captured by reducing the impact of noise on the objects in order to be classified. Our approach can also implement an undistorted spatial transformation when multiple individual elements are included in sequences.

REFERENCES

- [1] Masoud Alimardani, Ehsan Toyserkani, and Jan P. Huissoon. Three-dimensional numerical approach for geometrical prediction of multilayer laser solid freeform fabrication process. *Journal of Laser Applications*, 19(1):14–25, 2007.
- [2] Peter Anderson, Xiaodong He, Chris Buehler, Damien Teney, Mark Johnson, Stephen Gould, and Lei Zhang. Bottom-up and top-down attention for image captioning and vqa. *arXiv preprint arXiv:1707.07998*, 2017.
- [3] Stanislaw Antol, Aishwarya Agrawal, Jiasen Lu, Margaret Mitchell, Dhruv Batra, C Lawrence Zitnick, and Devi Parikh. Vqa: Visual question answering. In *Proceedings of the IEEE international conference on computer vision*, pages 2425–2433, 2015.
- [4] Jimmy Ba, Volodymyr Mnih, and Koray Kavukcuoglu. Multiple object recognition with visual attention. *arXiv preprint arXiv:1412.7755*, 2014.
- [5] Farhan Baluch and Laurent Itti. Mechanisms of top-down attention. *Trends in Neurosciences*, 34(4):210–224, 2011.
- [6] Felix A Gers and E Schmidhuber. Lstm recurrent networks learn simple context-free and context-sensitive languages. *IEEE Transactions on Neural Networks*, 12(6):1333–1340, 2001.
- [7] Alex Graves and Jürgen Schmidhuber. Framewise phoneme classification with bidirectional lstm and other neural network architectures. *Neural Networks*, 18(5-6):602–610, 2005.
- [8] Junwei Han, Dingwen Zhang, Gong Cheng, Nian Liu, and Dong Xu. Advanced deep-learning techniques for salient and category-specific object detection: a survey. *IEEE Signal Processing Magazine*, 35(1):84–100, 2018.
- [9] Kuan Han, Haiguang Wen, Yizhen Zhang, Di Fu, Eugenio Culurciello, and Zhongming Liu. Deep predictive coding network with local recurrent processing for object recognition. *arXiv preprint arXiv:1805.07526*, 2018.
- [10] Kaoning Hu and Lijun Yin. Multiple feature representations from multi-layer geometric shape for hand gesture analysis. In *IEEE International Conference & Workshops on Automatic Face & Gesture Recognition*, 2015.
- [11] Max Jaderberg, Karen Simonyan, Andrew Zisserman, et al. Spatial transformer networks. In *Advances in neural information processing systems*, pages 2017–2025, 2015.
- [12] Jason Kuen, Zhenhua Wang, and Gang Wang. Recurrent attentional networks for saliency detection. In *Proceedings of the IEEE Conference on Computer Vision and Pattern Recognition*, pages 3668–3677, 2016.
- [13] Chen-Hsuan Lin and Simon Lucey. Inverse compositional spatial transformer networks. *arXiv preprint arXiv:1612.03897*, 2016.
- [14] Tsung-Yi Lin, Priyal Goyal, Ross Girshick, Kaiming He, and Piotr Dollár. Focal loss for dense object detection. *IEEE transactions on pattern analysis and machine intelligence*, 2018.
- [15] Ha Q Nguyen and Minh N Do. Downsampling of signals on graphs via maximum spanning trees. *IEEE Trans. Signal Processing*, 63(1):182–191, 2015.
- [16] Mengye Ren, Ryan Kiros, and Richard Zemel. Exploring models and data for image question answering. In *Advances in neural information processing systems*, pages 2953–2961, 2015.
- [17] Marijn F Stollenga, Jonathan Masci, Faustino Gomez, and Jürgen Schmidhuber. Deep networks with internal selective attention through feedback connections. In *Advances in neural information processing systems*, pages 3545–3553, 2014.
- [18] Paul Viola and Michael Jones. Rapid object detection using a boosted cascade of simple features. In *Computer Vision and Pattern Recognition, 2001. CVPR 2001. Proceedings of the 2001 IEEE Computer Society Conference on*, volume 1, pages I–I. IEEE, 2001.
- [19] Dirk Walther and Christof Koch. Modeling attention to salient proto-objects. *Neural networks*, 19(9):1395–1407, 2006.
- [20] SHI Xingjian, Zhouong Chen, Hao Wang, Dit-Yan Yeung, Wai-Kin Wong, and Wang-chun Woo. Convolutional lstm network: A machine learning approach for precipitation nowcasting. In *Advances in neural information processing systems*, pages 802–810, 2015.
- [21] Kelvin Xu, Jimmy Ba, Ryan Kiros, Kyunghyun Cho, Aaron Courville, Ruslan Salakhudinov, Rich Zemel, and Yoshua Bengio. Show, attend and tell: Neural image caption generation with visual attention. In *International conference on machine learning*, pages 2048–2057, 2015.
- [22] Zichao Yang, Xiaodong He, Jianfeng Gao, Li Deng, and Alex Smola. Stacked attention networks for image question answering. In *Proceedings of the IEEE Conference on Computer Vision and Pattern Recognition*, pages 21–29, 2016.
- [23] Jianming Zhang, Sarah Adel Bargal, Zhe Lin, Jonathan Brandt, Xiaohui Shen, and Stan Sclaroff. Top-down neural attention by excitation backprop. *International Journal of Computer Vision*, 126(10):1084–1102, 2018.
- [24] Xiangyu Zhang, Jianhua Zou, Xiang Ming, Kaiming He, and Jian Sun. Efficient and accurate approximations of nonlinear convolutional networks. In *Computer Vision and Pattern Recognition*, pages 1984–1992, 2015.
- [25] Yongbing Zhang, Debin Zhao, Jian Zhang, Ruiqin Xiong, and Wen Gao. Interpolation-dependent image downsampling. *IEEE Transactions on Image Processing*, 20(11):3291–3296, 2011.