

PREPARED FOR SUBMISSION TO JCAP

Schwinger-Keldysh mechanism in extended quasi single field inflation

Haidar Sheikahmadi^{a,b}

^aSchool of Astronomy, Institute for Research in Fundamental Sciences (IPM), P. O. Box 19395-5531, Tehran, Iran

^bCenter for Space Research, North-West University, Mafikeng, South Africa

E-mail: h.sh.ahmadi@gmail.com; h.sheikhahmadi@ipm.ir

Abstract. We study an extension of quasi single field model of inflation containing multiple semi-heavy isocurvature fields using the Schwinger-Keldysh mechanism. We calculate the amplitudes and the shapes of the bispectrum and the trispectrum. We show that the diagrammatic approach associated with the Schwinger-Keldysh mechanism simplifies the analysis considerably compared to standard in-in formalism. This method is helpful to study the spectroscopy of masses and couplings of light and semi-heavy fields during inflation.

pacs: 04.20.-q, 04.20.CV, 04.20.Dw, 04.25.dc



















keywords: Diagrammatic Schwinger-Keldysh rules, In-in formalism, Quasi-single-multifields scenario, Non-Gaussianities

Contents

1	Convention	2
2	Introduction	3
3	Diagrammatic Rules and Mixed Propagator	4
4	Application to QSMF Inflation	6
4.1	Mixed Propagator in QSMF model	8
4.2	Bispectrum	11
5	Trispectra	16
6	Conclusions	22

1 Convention

Herewith, briefly, we supply the explanation for diagrams and some rules due to them.

	<u>Blue</u>		$\delta\sigma_1$
	<u>Red</u>		$\delta\sigma_2$
			$\delta\sigma_1^2\delta\sigma_2$
			$\delta\sigma_2^2\delta\sigma_1$
			$\delta\sigma_1^4$
			$\delta\sigma_2^4$
			$\delta\sigma_1^3\delta\sigma_2$
			$\delta\sigma_2^3\delta\sigma_1$
			$\delta\sigma_1^2\delta\sigma_2^2$
			$\delta\sigma_1^2\delta\sigma_2^2$

2 Introduction

Inflation theory is one of the pioneering models in describing the initial evolutions of the Universe. This model is able to shed light on how large cosmic structures are formed. It is also in accordance with cosmological observations. We should draw attention to this point that the dynamics of inflation theory and how it starts still remains a mystery [1–6]. After more than three decades of extensive investigations, the inflationary paradigm is considered to be a corner stone of the standard model of cosmology, in addition to solving the flatness, the horizon and the relic problems [2, 3, 5, 6]. In addition, inflation is needed in order to predict the correct behavior of primordial fluctuations and a Universe albeit with an almost nearly scale-invariant density power spectrum [7–12], as well as with the correct quantity of tensor perturbations [13–23]. One of the most important duties for cosmologists is an introduction of various models for inflation, then examining the validity of the predictions made and adapting them with observational data. In fact there are two main methods that one able to obtain the fulfillment of the inflationary prototype. In one side, one can consider a modification of the geometrical sector leads to a modified general relativity behavior that allows for inflationary solutions [24–28]. The most well known proposal in this method is the Starobinsky inflation [3]. In the other procedure one can introduce new forms of matter which is able to drive inflation as well. In this approach one usually considers a canonical scalar field, assuming it to take large values [29] or small values [30, 31], a phantom field [32–35], a tachyon field [36–38], or other models including k-inflation [39, 40] and ghost inflation [41] etc. One can put the latter type of above models in a general set namely single-field inflation model. The physics of single-field model is well investigated [42–76]; however, some results about inflationary predictions, originated from observational data, might not be accounted for cosmic evolutions regarding only single-field models, therefore based on the following results multifield models are afforded with priority. In other word, multifield models of inflation are in a good agreement with the results originated from Planck data [77, 78]. In Multifield models for instance the inflation can be driven by two fields instead of one field. In this scenario to investigate quantum fluctuations and the effects of anisotropy of temperature observed in CMB only a linear combination was sufficient. But, examining the production of isocurvature perturbations and other cases in this veins asks for non-linear combination. In this mode, you can divide the field space into two directions, including inflationary direction and isocurvature one. Similar to what that has done in related literature, we are about to investigate a model in which one direction is related to light field so-called inflaton and other directions related to heavy masses within masses around Hubble parameters. We call this model in its resemblance to quasi-single-field, quasi-single-multifields(QSMF) inflation. one can find relevant calculations due to quasi-single-field model in more details in references [42–62, 75, 76]. Among the reasons that we can justify the existence of multiple model, we can refer to high energy (specifically on the ground of string theory) as well as non-Gaussianity[42, 79–82]. In fact, super gravity and string theory related to inflation, we can realize that the field acquires the massive background within Hubble’s parameters. It is therefore justifiable if one or several semi heavy fields similar to that light field so as to make inflation more plausible. On the other hand, non-Gaussianity is one of the predictions has made by inflation theory. Investigating the size and shape of this quantity is to a great extend can help us in predicting the models which generalize its ability to observe and is the major task of inflation theory. Investigating bispectrum, especially trispectrum based on in-in formulation is conducted comprehensively in recent works and articles about single-

field models. Furthermore, following this model, author in [50] has conducted multifield that contains abstruse mathematics. Besides this conventional calculating methods, reference author's [75] used diagrammatic method and some methods based on Schwinger-Keldysh (S-K) formalism which greatly reduces the amount of computation and gives the same results for many different cases. In this veins, we want to develop the mentioned items based on this new formulation and divide it into multifields [50] and make a comparison with the aforementioned results. As can seen from this type of interaction related to this action, in conventional computing especially trispectrum is way beyond and sometimes it will be divergent for asymptotic states, therefore, the diagrammatic method could be efficient and economical for this model. So, with development of the aforementioned models (perhaps), introducing quantitatively some new concepts, specifically drawing new diagrams, we aim at investigating the size and shape of a non-Gaussianity in a QSMF model.

This paper is organized as follows: In Sec. 3, we will reintroduce the main rules based on S-K formalism and also the diagrammatic and propagators will be expressed as well. In Sec. 4 we shall try to explain how the diagrammatic method, for QSMF, leads to tidy results for three-point and four-point correlation functions of primordial scalar perturbations. Sec. 4.2 can be considered as a good example to show the increasing of amount of non-Gaussianity in QSMF inflation comparing Quasi single one. For more investigation and also to see the power of the diagrammatic method Sec. 5 will express the trispectra for QSMF model. At last, Sec. 6 is devoted to conclusion and discussions.

3 Diagrammatic Rules and Mixed Propagator

In this section following the method introduced in [75, 76] for quasi-single-field inflation, but, regarding the QSMF inflationary regime we want to review briefly the S-K formalism and propagators. The diagrammatic approach based on in-in formalism is reviewed in [75, 76] as well. Additionally, it can be showed that the diagrammatic method presented in [75, 76] is very close to the usual Feynman rules in diagrammatic method, except that the space and the time are treated the same, and that here the model contains two types of propagators introduced by either $+$ or $-$. Accordingly, as it was mentioned in [76] we know the internal vertex in the diagrams is associated to conserved three-momentum and also an integration of time, and to consider the effects of all interactions appearing in the Lagrangian one should sum over diagrams for all vertices with all possible types of them. To do this end, one has to transform the spatial directions but not the temporal one, by virtue of Fourier transformation. Hence, the propagator for a general scalar field φ would depends on the time variables of both ends, together with the three-momentum it carries. To receive the propagator, we can use the Fourier-decomposing to the scalar field φ based on the related mode function $u(\tau, k)$, viz.

$$\varphi(\tau, \mathbf{x}) = \int \frac{d^3\mathbf{k}}{(2\pi)^3} \left[u(\tau, k)b(\mathbf{k}) + u^*(\tau, k)b^\dagger(-\mathbf{k}) \right] e^{i\mathbf{k}\cdot\mathbf{x}}, \quad (3.1)$$

where τ is the conformal time, b and b^\dagger are annihilation and creation operators respectively. Thence the evolution equation can be rewritten in terms of $u(\tau, k)$. Accordingly, for the mode function $u(\tau, k)$ with mass m one has

$$u''(\tau, k) - \frac{2}{\tau}u'(\tau, k) + \left(k^2 + \frac{m^2}{a(\tau)^2} \right) u(\tau, k) = 0, \quad (3.2)$$

in which the scale factor is introduced as

$$a(\tau) \simeq -1/(H\tau).$$

Considering the early Universe conditions, the solution of the above equation can be worked out as

$$u(\tau, k) = -\frac{i\sqrt{\pi}}{2} e^{i\pi(\nu/2+1/4)} H(-\tau)^{3/2} H_\nu^{(1)}(-k\tau), \quad (3.3)$$

where $H_\nu^{(1)}(z)$ is the Hankel function of the first kind. When the mass tends to zero, $m = 0$, the mode function could be obtained as

$$u(\tau, k) = \frac{H}{\sqrt{2k^3}} (1 + ik\tau) e^{-ik\tau}. \quad (3.4)$$

To determine the definitions of the tree level propagators we can consider the following two-point functions, Γ_{pn} , [75, 76], namely

$$-i\Gamma_{pn}(\tau_1, \mathbf{x}_1; \tau_2, \mathbf{x}_2) = \frac{\delta}{i p \delta J_p(\tau_1, \mathbf{x}_1)} \frac{\delta}{i n \delta J_n(\tau_2, \mathbf{x}_2)} Z_0[J_p, J_n] \Big|_{J_{pn}=0}, \quad (3.5)$$

where pn refers to \pm . Now by regarding different choices for p, n indices, obviously there are four types of propagators. For example, the pp-type propagator can be worked out as,

$$\begin{aligned} -i\Gamma_{pp}(\tau_1, \mathbf{x}_1; \tau_2, \mathbf{x}_2) &= \frac{\delta}{i \delta J_p(\tau_1, \mathbf{x}_1)} \frac{\delta}{i \delta J_p(\tau_2, \mathbf{x}_2)} Z_0[J_p, J_n] \Big|_{J_{pn}=0} \\ &= \int \mathcal{D}\varphi_p \mathcal{D}\varphi_n \varphi_p(\tau_1, \mathbf{x}_1) \varphi_p(\tau_2, \mathbf{x}_2) e^{i \int d\tau d^3\mathbf{x} (\mathcal{L}_0[\varphi_p] - \mathcal{L}_0[\varphi_n])} \\ &= \sum_{\alpha} \langle \Omega | O_{\alpha} \rangle \langle O_{\alpha} | T\{\varphi(\tau_1, \mathbf{x}_1) \varphi(\tau_2, \mathbf{x}_2)\} | \Omega \rangle \\ &= \langle \Omega | T\{\varphi(\tau_1, \mathbf{x}_1) \varphi(\tau_2, \mathbf{x}_2)\} | \Omega \rangle. \end{aligned} \quad (3.6)$$

Now, to solve above equation and also to clarifying the concept of interaction in the both Quasi-single-field and QSMF let us introducing two types of Lagrangian as follows

$$\mathcal{L}_{cl}[\varphi] = \mathcal{L}_0[\varphi] + \mathcal{L}_{int}[\varphi], \quad (3.7)$$

here \mathcal{L}_0 refers free part and \mathcal{L}_{int} indicates the interaction terms. According to above discussions, the term \mathcal{L}_0 contains all quadratic terms in terms of φ and all remaining terms could be put in \mathcal{L}_{int} one. As it will be seen, this latter contains a rich physics and leads to very important predictions about non-Gaussianity as well. To complete this brief review, considering concepts risen from (effective) quantum field theory and by following our main reference [76] we can define the generating functional $Z[J_p J_n]$ as

$$Z[J_p J_n] = \int \mathcal{D}\varphi_p \mathcal{D}\varphi_n \exp \left[i \int_{\tau_0}^{\tau_f} d\tau d^3\mathbf{x} \left(\mathcal{L}_{cl}[\varphi_p] - \mathcal{L}_{cl}[\varphi_n] + J_p \varphi_p - J_n \varphi_n \right) \right]. \quad (3.8)$$

Beside, by taking functional derivative and considering general amplitude

$$\langle \varphi_{a_1}(\tau, \mathbf{x}_1) \cdots \varphi_{a_N}(\tau, \mathbf{x}_N) \rangle (a_1, \cdots, a_N = \pm)$$

at last the four mentioned propagators could be obtained as follows

$$G_{pp}(k; \tau_1, \tau_2) = G(k; \tau_1, \tau_2)\Theta(\tau_1 - \tau_2) + \bar{G}(k; \tau_1, \tau_2)\Theta(\tau_2 - \tau_1), \quad (3.9a)$$

$$G_{pn}(k; \tau_1, \tau_2) = \bar{G}(k; \tau_1, \tau_2), \quad (3.9b)$$

$$G_{np}(k; \tau_1, \tau_2) = G(k; \tau_1, \tau_2), \quad (3.9c)$$

$$G_{nn}(k; \tau_1, \tau_2) = \bar{G}(k; \tau_1, \tau_2)\Theta(\tau_1 - \tau_2) + G(k; \tau_1, \tau_2)\Theta(\tau_2 - \tau_1), \quad (3.9d)$$

here

$$G(k; \tau_1, \tau_2) \equiv u(\tau_1, k)u^*(\tau_2, k), \quad (3.10a)$$

$$\bar{G}(k; \tau_1, \tau_2) \equiv u^*(\tau_1, k)u(\tau_2, k). \quad (3.10b)$$

where $\Theta(z)$ is the step function. To calculate the required three-point function of $\delta\phi$ with intermediate exchange of $\delta\sigma$ one would regard the propagators (3.9) and the mode functions (3.3) or (3.4), and follow the diagrammatic rules as reviewed in [75, 76]. Based on diagrammatic rules were presented in Chen et al. [75], the three-momentum related to the self interacting cases could be summarized as bellow, Also from figure 1 it is realized that

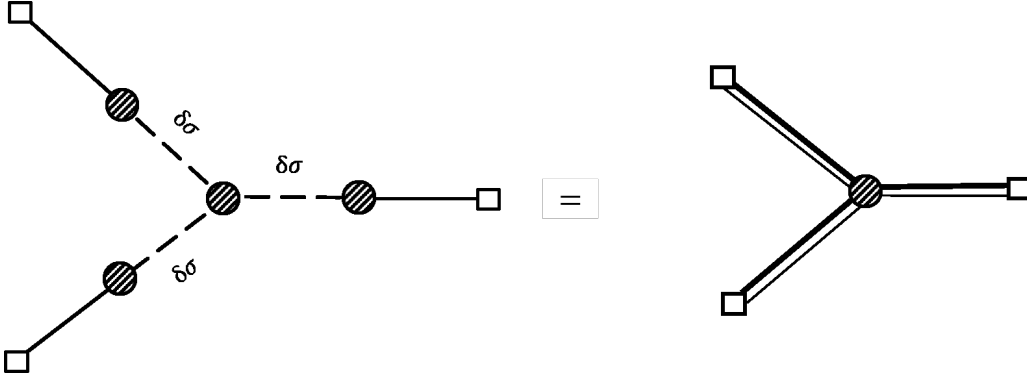


Figure 1. In this diagram the solid lines express the propagators of massless field $\delta\phi$ while dashed lines represent the propagator of massive fields $\delta\sigma_i$, and i refers the different components of these fields.

the external points are distinguished by little squares, while the shaded dots in each vertex means that it is related to two different types of propagators. The black circles refer to the plus propagators and the minus propagators indicated by white circles, and one should sum over all possible states. Accordingly, figure 1 actually represents the sum of 16 different diagrams since we have 4 shaded circles. Albeit one should keep in mind that each black circle is complex conjugate of white one and vice versa. This fact dramatically decreases the amount of calculations, the calculation can be simplified by noting to the repetitive structure on the left-hand side of figure 1, this approach completely explained in [75, 76].

4 Application to QSMF Inflation

In this section, we consider QSMF Inflation [50], by following quasi-single-field model [42, 43] and [75, 76], as an example to show how the diagrammatic method leads to relatively compact results compared to standard in-in formalism for three-point and four-point correlation functions of primordial scalar perturbations. As explained in aforementioned sections, the

QSMF Inflation in general refers to the inflation scenarios with two or more spectator fields of mass around Hubble scale which are coupled kinetically to the inflaton, light field beside the internal interactions. To do so, we consider the following action with a slightly curved inflation trajectory described by three real scalar fields θ , σ_1 and σ_2 ,

$$S = \int d^4x \sqrt{-g} \times \left[-\frac{1}{2}(\tilde{R} + \sigma_1 + \sigma_2)^2(\partial_\mu \theta)^2 - \frac{1}{2}(\partial_\mu \sigma_1)^2 - \frac{1}{2}(\partial_\mu \sigma_2)^2 - V_{\text{sr}}(\theta) - V(c_1 \sigma_1 + c_2 \sigma_2) \right], \quad (4.1)$$

where $V_{\text{sr}}(\theta)$ is an arbitrary slow-roll potential, while $V(\sigma)$ is a potential such that σ obtains a classical constant background σ_0 . After expanding the fields around their classical background θ_0 and σ_0 , the Lagrangian for the fluctuation field has the following form,

$$\mathcal{L}_{\text{cl}} = \mathcal{L}_0 + \mathcal{L}_1 + \mathcal{L}_2, \quad (4.2)$$

where

$$\mathcal{L}_0 = \left[\frac{a^2}{2} \left((\delta\phi')^2 - (\partial_i \delta\phi)^2 + (\delta\sigma'_1)^2 (\delta\sigma'_2)^2 - (\partial_i \delta\sigma_1)^2 - (\partial_i \delta\sigma_2)^2 \right) - \frac{a^4 m_1^2}{2} \delta\sigma_1^2 - \frac{a^4 m_2^2}{2} \delta\sigma_2^2 \right],$$

$$\mathcal{L}_1 = a^3 \lambda_{21} \delta\sigma_1 \delta\phi' + a^3 \lambda_{22} \delta\sigma_2 \delta\phi' - a^4 \left(\frac{\lambda_{31}}{6} \delta\sigma_1^3 + \frac{\lambda_{32}}{6} \delta\sigma_2^3 + \frac{\Lambda_{31}}{6} \delta\sigma_1^2 \delta\sigma_2 + \frac{\Lambda_{32}}{6} \delta\sigma_2^2 \delta\sigma_1 + \right),$$

and

$$\begin{aligned} \mathcal{L}_2 = & -a^4 \left(\frac{\lambda_{41}}{24} \delta\sigma_1^4 + \frac{\lambda_{42}}{24} \delta\sigma_2^4 + \frac{\Lambda_{41}}{24} \delta\sigma_1^3 \delta\sigma_2 + \frac{\Lambda_{42}}{24} \delta\sigma_2^3 \delta\sigma_1 + \frac{\tilde{\Lambda}_{4j}}{24} \delta\sigma_1^2 \delta\sigma_2^2 + \dots \right) \\ & + \frac{a^3 \dot{\phi}_0}{R^2} (\delta\sigma_1^2 \delta\phi' + \delta\sigma_2^2 \delta\phi') + a^2 \left(\frac{\delta\sigma_j}{R} + \frac{\delta\sigma_j^2}{2R^2} \right) [(\delta\phi')^2 - (\partial_i \delta\sigma_2)^2]. \end{aligned}$$

Where we have defined $\delta\phi = (\tilde{R} + \sigma_{01} + \sigma_{02})\delta\theta$. The first term of the above Lagrangian can be justified as free part \mathcal{L}_0 , with a massless scalar $\delta\phi$ and two massive scalar fields $\delta\sigma$ of mass functions $m_1^2 = V''(\sigma_{01}) - \dot{\theta}_0^2$, and $m_2^2 = V''(\sigma_{02}) - \dot{\theta}_0^2$. In \mathcal{L}_1 , we have interactions with two-point derivative mixing between $\delta\phi$ and $\delta\sigma$, with coupling strength $\lambda_{2j} = 2\dot{\theta}_0$, as well as self-interactions of $\delta\sigma$, with couplings $\lambda_{3j} = V'''(\sigma_{0j})$, $\Lambda_{31} \equiv 3\frac{\partial}{\partial\sigma_2}(\frac{\partial^2}{\partial\sigma_1^2}V)$ and $\Lambda_{32} \equiv 3\frac{\partial}{\partial\sigma_1}(\frac{\partial^2}{\partial\sigma_2^2}V)$. In a same procedure, for \mathcal{L}_2 we can write $\lambda_{4j} = V^{(4)}(\sigma_{0j})$, $\Lambda_{41} \equiv 4\frac{\partial}{\partial\sigma_2}(\frac{\partial^3}{\partial\sigma_1^3}V)$, $\Lambda_{42} \equiv 4\frac{\partial}{\partial\sigma_1}(\frac{\partial^3}{\partial\sigma_2^3}V)$ and $\tilde{\Lambda}_{4j} \equiv 6(\frac{\partial^2}{\partial\sigma_1^2}(\frac{\partial^2}{\partial\sigma_2^2}V))$. In above equations $V^{(4)} = V''''$. Our main mean to extend the \mathcal{L}_{cl} up to 4th order is to see the effects of extra massive fields on the behaviour of bispectrum and especially trispectrum in QSMF proposal. Additionally, we should exceed the primary orders in leading terms to see obviously the effects of S-K diagrammatic approach on decreasing the amount of calculations. But at first let us warm up by computing the power spectrum and then the corrections, due to the extra massive fields, will be eye-catching. After that, we shall calculate both bispectrum and trispectrum as well, for more detail one can see [75, 76]. Accordingly, before any computation of various correlation functions we want to study the evaluation of a mixed propagator for at hand QSMF model in more details next subsection.

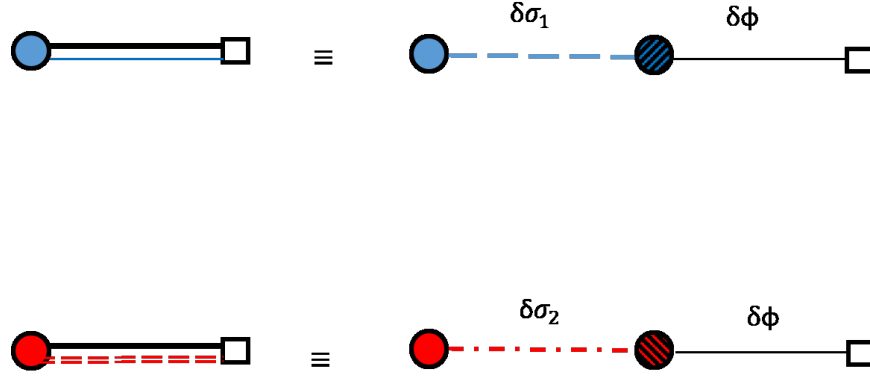


Figure 2. The first diagram expresses an equivalent for two point function $\langle \delta\sigma_1\delta\phi \rangle$. the dashed (blue) lines express the propagators of massive field $\delta\sigma_1$. The latter diagram presents an equivalent for two point function $\langle \delta\sigma_2\delta\phi \rangle$. the dotted dashed (red) lines express the propagators of massive field $\delta\sigma_2$.

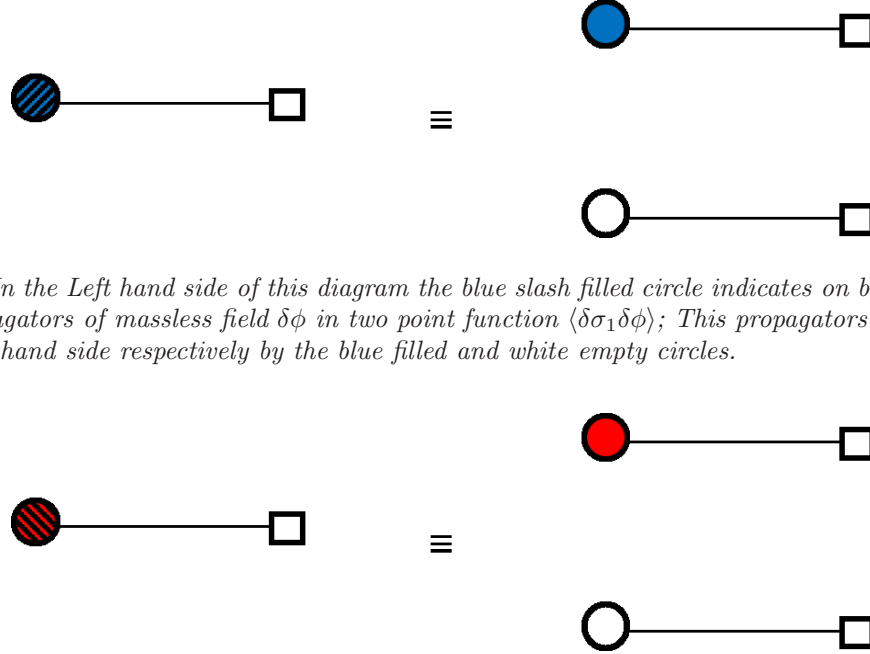


Figure 3. In the Left hand side of this diagram the blue slash filled circle indicates on both types of + and - propagators of massless field $\delta\phi$ in two point function $\langle \delta\sigma_1\delta\phi \rangle$; This propagators are presented in the right hand side respectively by the blue filled and white empty circles.



Figure 4. In the Left hand side of this diagram the red backslash filled circle indicates on both types of + and - propagators of massless field $\delta\phi$ for two point function $\langle \delta\sigma_2\delta\phi \rangle$; They are presented in the right hand side respectively by the red filled and white empty circles.

4.1 Mixed Propagator in QSMF model

Whereas a special type of interacting terms appears in different places in our investigation so following [75, 76] we are going to introduce this special case as mixed propagator. In fact for the QSMF inflation model we shall calculate the contribution of interaction of both massive fields with inflaton and therefore the following objects can be drawn

Figures 2- 4 could be considered as an equivalent for two point function $\langle \delta\sigma_j\delta\phi \rangle$, in which $\delta\phi$ refers the values of scalar field perturbations in present era. Now for massive and light fields we should use their own propagators and therefore for example the propagator of

$\delta\sigma_j$ can be denoted by $D_j(k; \tau_1, \tau_2)$ and the propagator of $\delta\phi$ by $G(k; \tau_1, \tau_2)$ see figures 5 and 6. Accordingly

$$\begin{aligned}\mathcal{G}_{\pm j}(k; \tau) &= i\lambda_{2j} \int_{-\infty}^0 \frac{d\tau'}{(-H\tau')^3} \left[D_{j\pm+}(k; \tau, \tau') \partial_{\tau'} G_+(k; \tau') - D_{j\pm-}(k; \tau, \tau') \partial_{\tau'} G_-(k; \tau') \right] \\ &= \sum_{j=1}^2 \frac{\pi\lambda_{2j}H}{8k^3} I_{\pm j}(z),\end{aligned}\quad (4.3)$$

where $z \equiv -k\tau$, and $I_{\pm}(z)$ are expressed by,

$$\begin{aligned}I_{\pm j}(z) &= e^{-\pi \text{Im} \nu_j} z^{3/2} \left\{ 2 \text{Im} \left[H_{\nu_j}^{(1)}(z) \int_0^\infty \frac{dz'}{\sqrt{z'}} H_{\nu_j^*}^{(2)}(z') e^{-(i+\epsilon)z'} \right] \right. \\ &\quad \left. + i H_{\nu_j}^{(1)}(z) \int_0^z \frac{dz'}{\sqrt{z'}} H_{\nu_j^*}^{(2)}(z') e^{\mp i z'} - i H_{\nu_j^*}^{(2)}(z) \int_0^z \frac{dz'}{\sqrt{z'}} H_{\nu_j}^{(1)}(z') e^{\mp i z'} \right\},\end{aligned}\quad (4.4)$$

where ϵ is a small constant. After some algebra for the above integral one obtains

$$\begin{aligned}I_{\pm j}(z) &= z^{3/2} e^{-\pi \text{Im} \nu_j} \left\{ \left[\mathcal{C}_{\nu_j} + (\cot(\pi \nu_j) - i) f_{\nu_j}^{\pm}(z) - \csc(\pi \nu_j) f_{-\nu_j}^{\pm}(z) \right] H_{\nu_j^*}^{(2)}(z) \right. \\ &\quad \left. + \left[\mathcal{C}_{\nu_j}^* + (\cot(\pi \nu_j^*) + i) f_{\nu_j^*}^{\pm}(z) - \csc(\pi \nu_j^*) f_{-\nu_j^*}^{\pm}(z) \right] H_{\nu_j}^{(1)}(z) \right\},\end{aligned}\quad (4.5)$$

where $f_{\nu_j}^{\pm}(z)$ is defined by,

$$f_{\nu_j}^{\pm}(z) = \frac{z^{\nu_j+1/2}}{2^{\nu_j}(\nu_j+1/2)\Gamma(\nu_j+1)} {}_2F_2\left(\nu_j + \frac{1}{2}, \nu_j + \frac{1}{2}; \nu_j + \frac{3}{2}, 2\nu_j + 1; \mp 2iz\right). \quad (4.6)$$

In the $z \rightarrow +\infty$ limit of hypergeometric function, by virtue of the asymptotic behavior

$$\begin{aligned}{}_2F_2(a, a; b_1, b_2; z) &\xrightarrow{|z| \rightarrow \infty} \frac{\Gamma(b_1)\Gamma(b_2)}{\Gamma(a)^2} e^z z^{2a-b_1-b_2} \\ &+ \frac{\Gamma(b_1)\Gamma(b_2)}{\Gamma(a)\Gamma(b_1-a)\Gamma(b_2-a)} (-z)^{-a} (\ln(-z) - \psi(b_1-a) - \psi(b_2-a) - \psi(a) - 2\gamma),\end{aligned}\quad (4.7)$$

where

$$\psi(z) \equiv \frac{d \ln \Gamma(z)}{dz}, \quad (4.8)$$

and \mathcal{C}_{ν_j} is a z -independent coefficient, given by

$$\mathcal{C}_{\nu_j} = i \int_0^\infty \frac{dz}{\sqrt{z}} H_{\nu_j}^{(1)}(z) e^{(i+\epsilon)z} = \sqrt{2\pi} e^{i\pi(1/4-\nu_j/2)} \sec(\pi \nu_j), \quad (4.9)$$

in which for $\epsilon \rightarrow 0$ limit the UV convergence will be resulted.

Using the diagrammatic rules, we can write down the corresponding expression immediately,

$$\begin{aligned}&\langle \delta\phi(\tau, \mathbf{k}) \delta\phi(\tau, -\mathbf{k}) \rangle' \\ &= i\lambda_{2j} \int_{-\infty}^0 \frac{d\tau'}{(-H\tau')^3} \left[\partial_{\tau'} G_+(k; \tau') \mathcal{G}_+(k; \tau') - \partial_{\tau'} G_-(k; \tau') \mathcal{G}_-(k; \tau') \right] \\ &= \frac{\lambda_{2j}^2}{k^3} \sum_{j=1}^2 \mathcal{P}(\nu_j),\end{aligned}\quad (4.10)$$

$$\square \xrightarrow{\delta\phi} \text{---} \text{---} \text{---} \text{---} \square = \langle \delta\phi(\tau, k) \delta\phi(\tau, -k) \rangle'_{\sigma_1}$$

Figure 5. In this diagram we present the leading order correction to the power spectrum from two-point function based on Eq.(4.3) for the massive field $\delta\sigma_1$.

$$\square \xrightarrow{\delta\phi} \text{---} \text{---} \text{---} \text{---} \square = \langle \delta\phi(\tau, k) \delta\phi(\tau, -k) \rangle'_{\sigma_2}$$

Figure 6. In this diagram we show the leading order correction to the power spectrum from two-point function based on Eq.(4.3) for the massive field $\delta\sigma_2$.

where $\mathcal{P}(\nu_j)$ is the following integral and can be carried out completely as was done in [45],

$$\begin{aligned} \sum_{j=1}^2 \mathcal{P}(\nu_j) &\equiv \sum_{j=1}^2 \frac{-i\pi}{16} \int_0^\infty \frac{dz}{z^2} \left[e^{-iz} I_{+j}(z) - e^{+iz} I_{-j}(z) \right] \\ &= \sum_{j=1}^2 \frac{\pi^2}{4 \cos^2(\pi\nu_j)} + \Xi(\nu_j) + \Xi(-\nu_j), \end{aligned} \quad (4.11)$$

and here the function $\Xi(\nu_j)$ is defined to be,

$$\Xi(\nu_j) \equiv \text{Im} \left\{ \frac{e^{-i\pi\nu_j}}{16 \sin(\pi\nu_j)} \left[\psi^{(1)}\left(\frac{1}{4} + \frac{\nu_j}{2}\right) - \psi^{(1)}\left(\frac{3}{4} + \frac{\nu_j}{2}\right) \right] \right\}, \quad (4.12)$$

and $\psi^{(1)}(z) \equiv d^2 \log \Gamma(z)/dz^2$ is well know PolyGamma function.

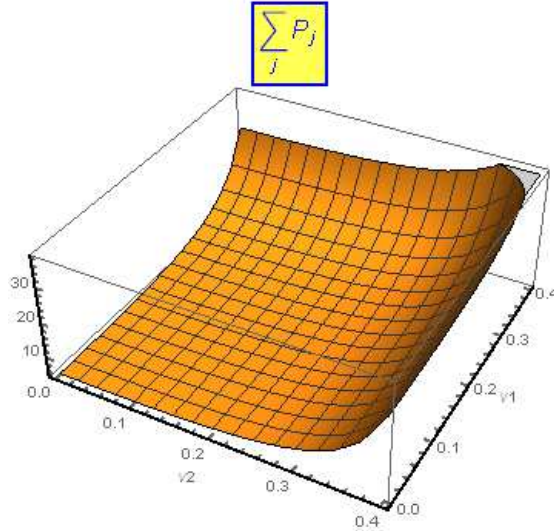


Figure 7. This figure shows the behavior of function of power spectrum $\mathcal{P}(\nu_j)$ introduced in Eq.(4.11). In this frame we consider same quantities for parameters ν_1 and ν_2 .

From figures 7, 8 and 9 it is understood that the effects of extra fields in QSMF inflation increase the amount of $\mathcal{P}(\nu_j)$ comparing with quasi-single-field model. Albeit we should

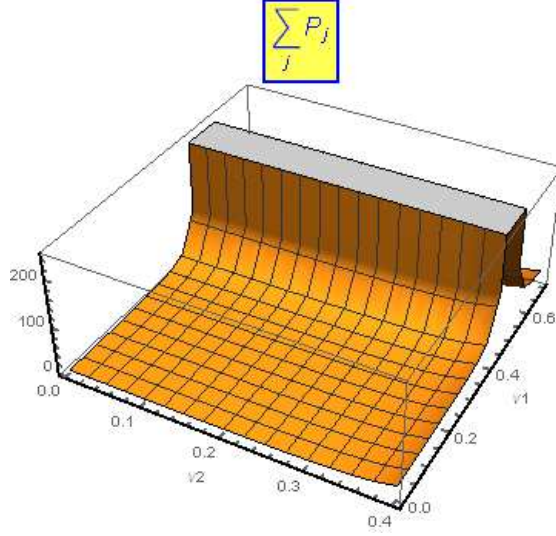


Figure 8. In this diagram we want to examine the effects of changing the quantity of parameters ν_j on the behaviour of power spectrum. We saw that if one consider different ranges for ν_1 and ν_2 it causes to increase the amount of power spectrum.

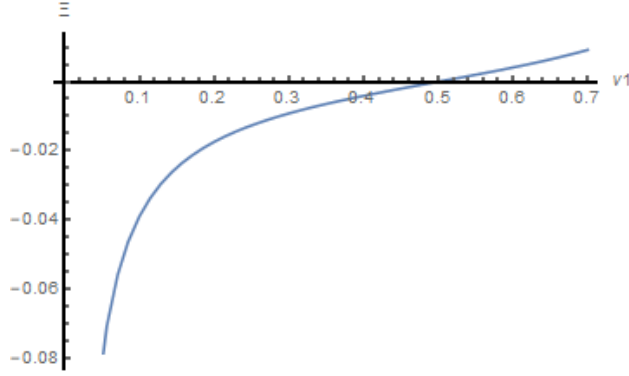


Figure 9. In this diagram the solid line expresses the amount of $\Xi(\nu_1)$ in 4.12 based on parameter ν_1 . It will be realized if $\nu_1 \approx 0.49$ then $\Xi(\nu_1)$ tends to zero and for greater quantities than $\nu_1 \approx 0.49$ it enters the positive area.

emphasise that our result has a good agreement, maybe trivially, with the calculations in canonical in-in formalism were done by [50].

4.2 Bispectrum

To calculate bispectrum and trispectrum, now we look at the higher order interactions. Following [50, 75] and by virtue of the Eqs.(4.13) and (4.14) and this fact that R can be considered as a cutoff it could be realized that the leading portions to the three-point function are of order $\lambda_2^3 \lambda_3$ and $\lambda_{2j}^2 \lambda_{2l} \Lambda_{3jl}$. To see how this suitable method actually does work, we can consider the discussion brought in Sec.3. Accordingly, by means of the rules have indicated in [59, 75, 76] and also considering the mixed propagator originating from the Lagrangian 4.2 we have the diagrams 10-13. From these figures, i.e. 10-13, it is realized that diagrammatic in-in formalism has more advantages compared to the ordinary in-in formalism. One of this

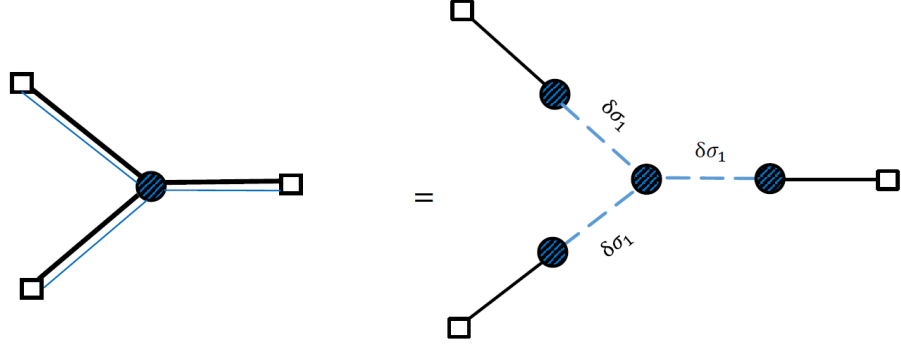


Figure 10. In this diagram based on Eq.(4.13) we present the leading orders in expectation value $\langle \delta\phi(\tau, \mathbf{k}_1) \delta\phi(\tau, \mathbf{k}_2) \delta\phi(\tau, \mathbf{k}_3) \rangle'_{\lambda_{31}}$ for $\delta\sigma_1$.

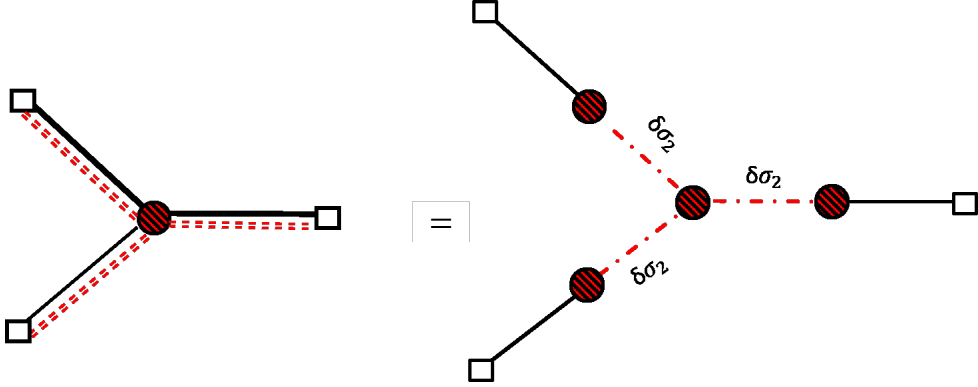


Figure 11. In this diagram based on Eq.(4.13) we present the leading orders in expectation value $\langle \delta\phi(\tau, \mathbf{k}_1) \delta\phi(\tau, \mathbf{k}_2) \delta\phi(\tau, \mathbf{k}_3) \rangle'_{\lambda_{32}}$ for $\delta\sigma_2$.

advantages is that the amount of calculations and integrations are dramatically reduced. In fact, each one of the the above diagrams itself contains 16 diagrams which by virtue of the conjugation rules one only needs to consider these general cases and then sum over all possible states. Another difference between QSMF model and Quasi-single-field, beside self interaction terms, is the appearance of the interaction terms associated with the massive fields. These extra effects enhances non-Gaussianity so it can be used observationally to

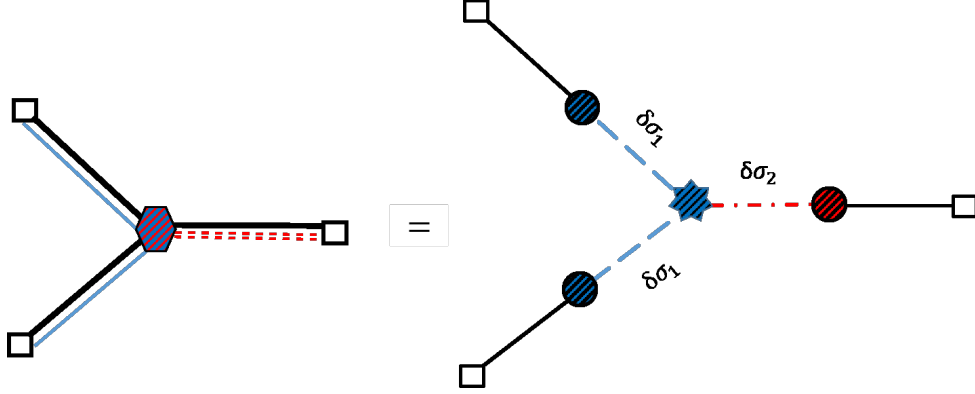


Figure 12. In this diagram based on Eq.(4.14) we present the leading orders in expectation value $\langle \delta\phi(\tau, \mathbf{k}_1)\delta\phi(\tau, \mathbf{k}_2)\delta\phi(\tau, \mathbf{k}_3) \rangle'_{\Lambda_{3j,l}}$.

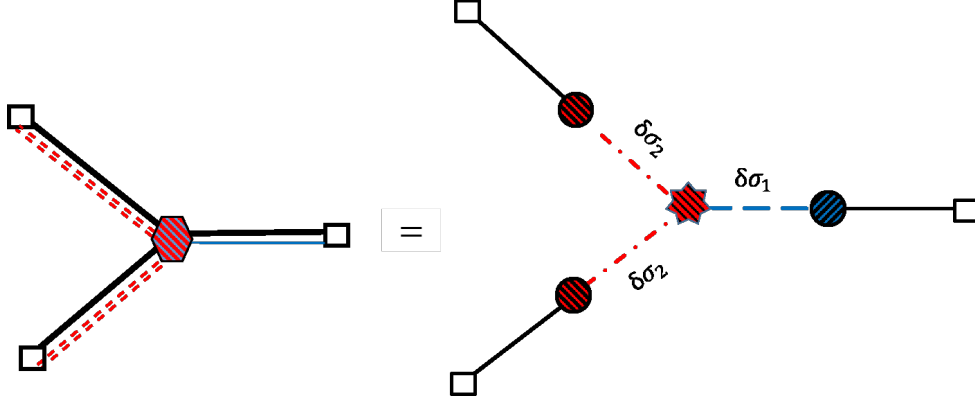


Figure 13. In this diagram based on Eq.(4.14) we present the leading orders in expectation value $\langle \delta\phi(\tau, \mathbf{k}_1)\delta\phi(\tau, \mathbf{k}_2)\delta\phi(\tau, \mathbf{k}_3) \rangle'_{\Lambda_{3j,l}}$.

distinguish between QSMF and Quasi-single-field scenarios. We have

$$\begin{aligned}
 \langle \delta\phi(\tau, \mathbf{k}_1)\delta\phi(\tau, \mathbf{k}_2)\delta\phi(\tau, \mathbf{k}_3) \rangle'_{\lambda_{3j}} &= \sum_{j=1}^2 2\lambda_{3j} \text{Im} \int_{-\infty}^0 \frac{d\tau}{(-H\tau)^4} \mathcal{G}_{+j}(k_1; \tau) \mathcal{G}_{+j}(k_2; \tau) \mathcal{G}_{+j}(k_3; \tau) \\
 &= \sum_{j=1}^2 \frac{\pi^3 \lambda_{2j}^3 \lambda_{3j}}{256 H k_2^3 k_3^3} \text{Im} \int_0^\infty \frac{dz}{z^4} I_{+j}(z) I_{+j}\left(\frac{k_2}{k_1} z\right) I_{+j}\left(\frac{k_3}{k_1} z\right),
 \end{aligned} \tag{4.13}$$

and

$$\begin{aligned}
 \langle \delta\phi(\tau, \mathbf{k}_1)\delta\phi(\tau, \mathbf{k}_2)\delta\phi(\tau, \mathbf{k}_3) \rangle'_{\Lambda_{3j,l}} &= \sum_{j=1}^2 \sum_{l=2}^1 2\Lambda_{3j,l} \text{Im} \int_{-\infty}^0 \frac{d\tau}{(-H\tau)^4} \mathcal{G}_{+j}(k_1; \tau) \mathcal{G}_{+j}(k_2; \tau) \mathcal{G}_{+l}(k_3; \tau) \\
 &= \sum_{j=1}^2 \sum_{l=2}^1 \frac{\pi^3 \lambda_{2j}^2 \lambda_{2l} \Lambda_{3j,l}}{256 H k_2^3 k_3^3} \text{Im} \int_0^\infty \frac{dz}{z^4} I_{+j}(z) I_{+j}\left(\frac{k_2}{k_1} z\right) I_{+l}\left(\frac{k_3}{k_1} z\right),
 \end{aligned} \tag{4.14}$$

where $j, l = 1$ or 2 and it should be kept in mind when $j = 1(2)$ then $l = 2(1)$. To calculate the integrals in (4.13) and (4.14) instead of a four-layer integral in the canonical in-in formalism of propagators one needs to calculate only an one-layer integral [75, 76]. To do so one can introduce the dimensionless shape function $S(k_1, k_2, k_3)$ as

$$\langle \zeta(\mathbf{k}_1) \zeta(\mathbf{k}_2) \zeta(\mathbf{k}_3) \rangle' \equiv (2\pi)^4 S(k_1, k_2, k_3) \frac{1}{(k_1 k_2 k_3)^2} P_\zeta^2. \quad (4.15)$$

Here ζ refers the curvature perturbation, which can be expressed as $\zeta = -H\delta\phi/\dot{\phi}_0$, and $P_\zeta = H^2/(8\pi^2 M_{\text{Pl}}^2 \epsilon)$ is the well-known power spectrum related to the curvature perturbation. Following [75], to isolate the clock signal from the bispectrum we rewrite the expansion of (4.13) and (4.14) in $k_3/k_1 \rightarrow 0$ limit and then by virtue of (4.15) one obtains

$$S_{\text{pure}}(k_1, k_2, k_3) \rightarrow P_\zeta^{-1/2} \sum_{j=1}^2 \left(\frac{\lambda_{2j}}{H} \right)^3 \left(\frac{\lambda_{3j}}{H} \right) \times \\ \text{Im} \left[s_+(\tilde{\nu}_j) \left(\frac{k_3}{k_1} \right)^{1/2+i\tilde{\nu}_j} + s_-(\tilde{\nu}_j) \left(\frac{k_3}{k_1} \right)^{1/2-i\tilde{\nu}_j} \right], \quad (4.16)$$

and

$$S_{\text{mixed}}(k_1, k_2, k_3) \rightarrow P_\zeta^{-1/2} \sum_{j=1}^2 \sum_{l=2}^1 \left(\frac{\lambda_{2j}^2 \lambda_{2l}}{H^3} \right) \left(\frac{\lambda_{3j,l}}{H} \right) \times \\ \text{Im} \left[s_+(\tilde{\nu}_{j,l}) \left(\frac{k_3}{k_1} \right)^{1/2+i\tilde{\nu}_{j,l}} + s_-(\tilde{\nu}_{j,l}) \left(\frac{k_3}{k_1} \right)^{1/2-i\tilde{\nu}_{j,l}} \right], \quad (4.17)$$

where we would redefine $\nu_j = i\tilde{\nu}_j$. It is realized that if one considers $m > 3H/2$ limit, then $\tilde{\nu}_j$ could be treated as a real part of equation. Accordingly, for the case at hand the coefficients $s_\pm(\tilde{\nu}_j)$ are expressed as

$$s_+(\tilde{\nu}_j) = \sum_{j=1}^2 \frac{-2^{-i\tilde{\nu}_j} \pi^{5/2}}{256\Gamma(1+i\tilde{\nu}_j) \sinh(\pi\tilde{\nu}_j) [\sinh(\pi\tilde{\nu}_j/2) + i \cosh(\pi\tilde{\nu}_j/2)]} \int_0^\infty dz I_+^2(z) z^{-5/2+i\tilde{\nu}_j}, \quad (4.18)$$

$$s_-(\tilde{\nu}_j) = \sum_{j=1}^2 \frac{-2^{+i\tilde{\nu}_j} \pi^{5/2}}{256\Gamma(1-i\tilde{\nu}_j) \sinh(\pi\tilde{\nu}_j) [\sinh(\pi\tilde{\nu}_j/2) - i \cosh(\pi\tilde{\nu}_j/2)]} \int_0^\infty dz I_+^2(z) z^{-5/2-i\tilde{\nu}_j}, \quad (4.19)$$

$$s_+(\tilde{\nu}_{j,l}) = \sum_{j=1}^2 \sum_{l=2}^1 \frac{-2^{-i\tilde{\nu}_j} \pi^{5/2}}{256\Gamma(1+i\tilde{\nu}_j) \sinh(\pi\tilde{\nu}_j) [\sinh(\pi\tilde{\nu}_j/2) + i \cosh(\pi\tilde{\nu}_j/2)]} \int_0^\infty dz I_+^2(z) z^{-5/2+i\tilde{\nu}_l}, \quad (4.20)$$

$$s_-(\tilde{\nu}_{j,l}) = \sum_{j=1}^2 \sum_{l=2}^1 \frac{-2^{+i\tilde{\nu}_j} \pi^{5/2}}{256\Gamma(1-i\tilde{\nu}_j) \sinh(\pi\tilde{\nu}_j) [\sinh(\pi\tilde{\nu}_j/2) - i \cosh(\pi\tilde{\nu}_j/2)]} \int_0^\infty dz I_+^2(z) z^{-5/2-i\tilde{\nu}_l}. \quad (4.21)$$

In the squeezed limit to show the periodic behaviour of $S(k_1, k_2, k_3)$, we can rewrite it in the following form [75]

$$S_{pure}(k_1, k_2, k_3) = P_\zeta^{-1/2} \left(\frac{\lambda_2}{H} \right)^3 \left(\frac{\lambda_3}{H} \right) \left(\frac{k_3}{k_1} \right)^{1/2} \times \sum_{j=1}^2 \left\{ s_1(\tilde{\nu}_j) \sin \left[\tilde{\nu}_j \log \left(\frac{k_3}{k_1} \right) \right] + s_2(\tilde{\nu}_j) \cos \left[\tilde{\nu}_j \log \left(\frac{k_3}{k_1} \right) \right] \right\}, \quad (4.22)$$

where

$$s_1(\tilde{\nu}_j) = \text{Re}(s_+ \nu_j - s_- \nu_j), \quad s_2(\tilde{\nu}_j) = \text{Im}(s_+ \nu_j + s_- \nu_j). \quad (4.23)$$

Here we wrote only the pure interacting parts and for mixed propagators one can repeat a same procedure as well. The figures 14-17 are related to the shape function appeared in

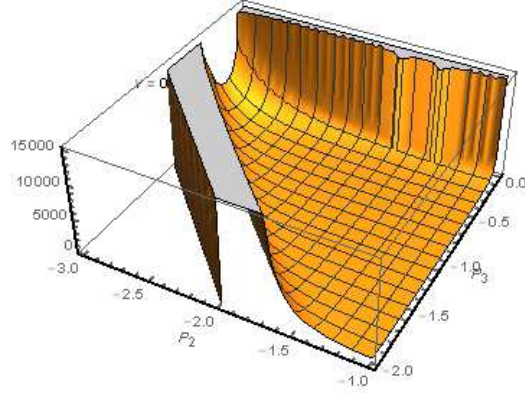


Figure 14. This diagram shows the behavior of shape function expressed in eq.(4.22) for the case $\nu = 0$. Here $P_2 = \frac{k_2}{k_1}$ and $P_3 = \frac{k_3}{k_1}$.

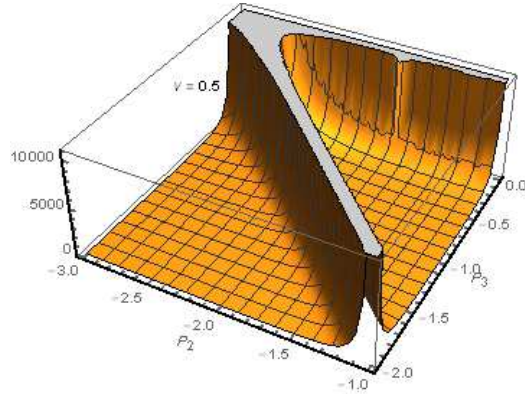


Figure 15. This diagram expresses the behavior of shape function presented in eq.(4.22) for the case $\nu = 0.5$.

Eq.(4.22). In these shapes we consider $P_2 = \frac{k_2}{k_1}$ and $P_3 = \frac{k_3}{k_1}$. From these figures different limits based on different values of ν can be worked out.

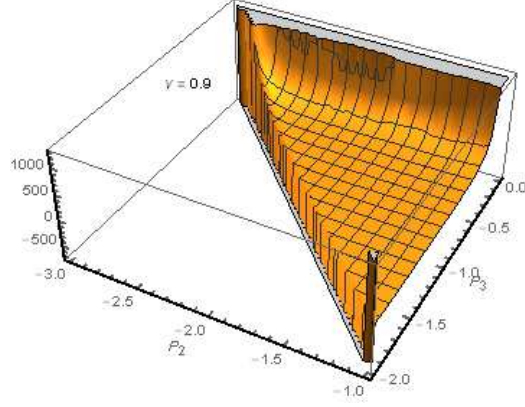


Figure 16. This diagram indicates the behavior of shape function presented in eq.(4.22) for the case $\nu = 0.9$.

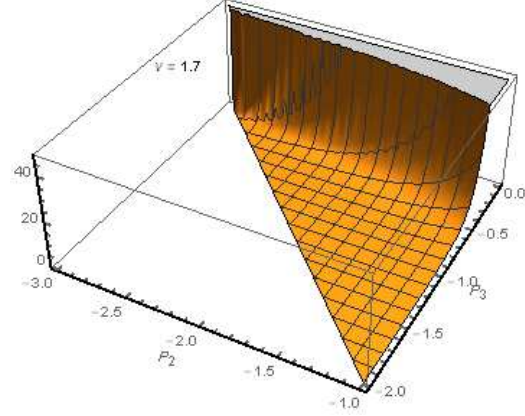


Figure 17. This diagram expresses the behavior of shape function presented in eq.(4.22) for the case $\nu = 1.7$.

5 Trispectra

The main purpose of this section is to calculate the leading four point function of the massless field in QSMF inflation. In other words the main idea for this calculation returns to calculating the trispectrum in multifid models and viewing the effects of such extra terms on amount of non-Gaussianities. As we saw in bispectrum and powerspectrum modifications we expect that the mentioned extra effects should be appeared for trispectrum explicitly. Following [76], we can use, instead of $\delta\phi$, the curvature perturbation $\zeta = -H\delta\phi/\dot{\phi}_0$ modes to parameterize the expectation values and receive the following relation for the shape function $T(\mathbf{k}_1, \mathbf{k}_2, \mathbf{k}_3, \mathbf{k}_4)$ as

$$\langle \zeta(\mathbf{k}_1)\zeta(\mathbf{k}_2)\zeta(\mathbf{k}_3)\zeta(\mathbf{k}_4) \rangle' = (2\pi)^6 P_\zeta^3 \frac{K^3}{(k_1 k_2 k_3 k_4)^3} T(\mathbf{k}_1, \mathbf{k}_2, \mathbf{k}_3, \mathbf{k}_4), \quad (5.1)$$

where $K = k_1 + k_2 + k_3 + k_4$. To consider the leading portions of four-point function we have to consider both the self interactions and the interaction between different types of semi-massive fields. In the following we want to calculate explicitly the trispectrum for QSMF inflation by virtue of diagrammatic version of S-K formalism. In fact we are going to find a

suitable expression for the shape function [76]. We should emphasise here that, two types of diagrams related to four-point function instead of one, comparing to the three-point function, must be considered. By virtue of the Lagrangian expansion in Eq.(4.2), obviously seen that we have terms for leading four-point function diagrams. But this is not all the story and we should take care about portions of mixed interacting terms in different channels of four-point function. In other words, in QSMF inflation beside the self interacting terms the effects of interacting between quasi-massive fields have so important role. To show what we mean one can take look into the diagrams appeared in Figs.18-26. Let's explain in a bit more the details of these figures. In figures 18, 19, 23 and 24 we only see the pure self interacting portion of interactions of $\delta\sigma_j$. And the other remnant figures, i.e. Figs. 20, 21, 22, 25, 26 and 27, refer to the mixed interacting parts related to $\delta\sigma_1$ and $\delta\sigma_2$. So immediately one can realize that when we speak about the advantages of diagrammatic S-K formulation against the normal complicated integration method what we mean!. One can use only one diagram and so one integration processing instead of 16 ones. Following aforementioned sections, another interesting part of our investigation considering the trispectrum goes back to different channels of these diagrams namely u , t and s channels [75, 76].

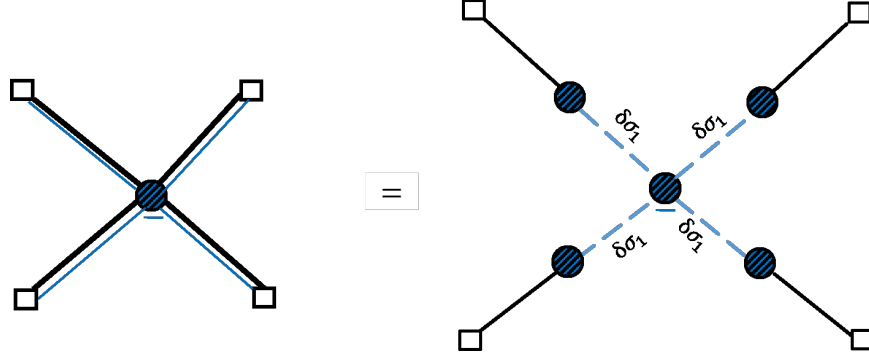


Figure 18. This diagram shows the self interaction for quasi massive field $\delta\sigma_1$. The order of interacting for such a diagram is expressed as $\lambda_{2j}^3 \lambda_{2l}^1 \Lambda_{4j,l}$

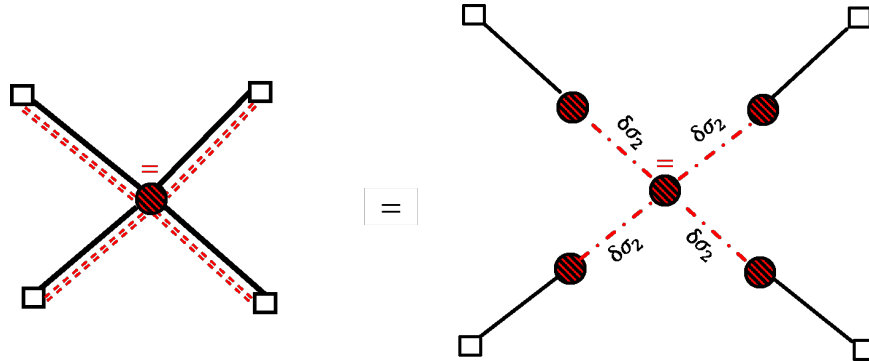


Figure 19. This diagram expresses the self interaction for quasi massive field $\delta\sigma_2$. The order of interaction for such a diagram is $\lambda_{22}^4 \lambda_{42}$

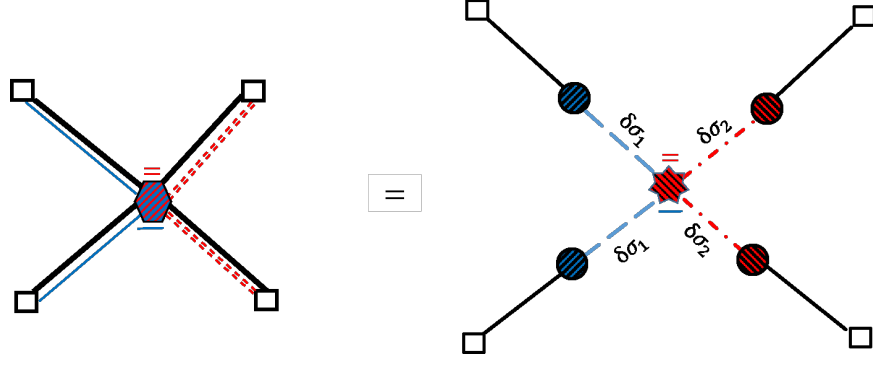


Figure 20. This diagram shows the mixed self interaction for both quasi massive fields $\delta\sigma_j$ but when they have same portion in interaction. The order of interaction originated from terms with coefficient $\tilde{\Lambda}_{4j} \equiv 6(\frac{\partial^2}{\partial^2\sigma_1}(\frac{\partial^2}{\partial^2\sigma_2}V))$.

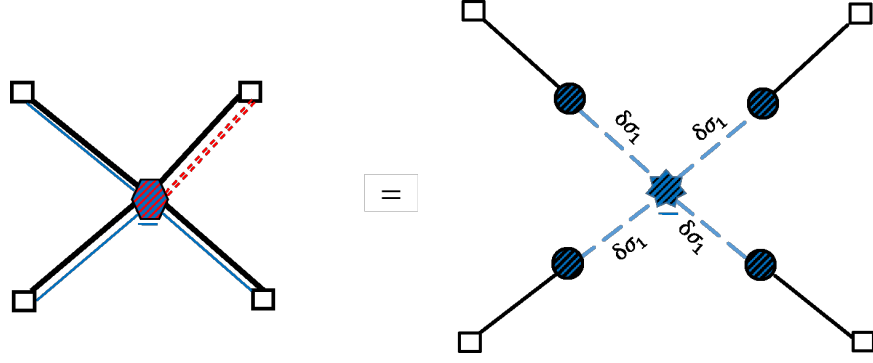


Figure 21. This diagram indicates the mixed self interacting for both quasi massive fields $\delta\sigma_j$. The order of interacting originated from terms with coefficient $\Lambda_{41} \equiv 4\frac{\partial}{\partial\sigma_2}(\frac{\partial^3}{\partial^3\sigma_1}V)$.

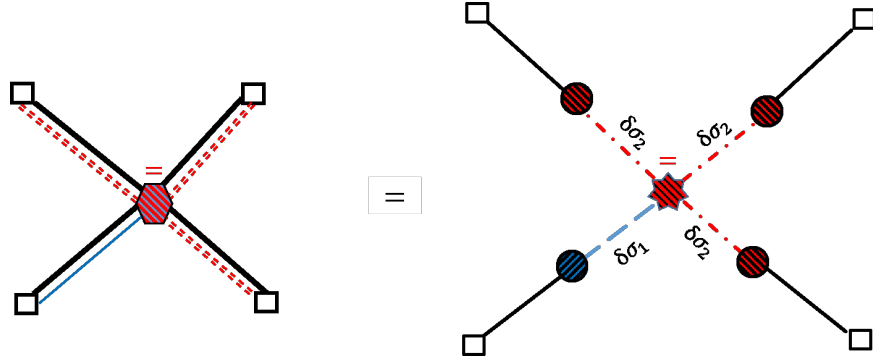


Figure 22. This diagram shows the mixed self interaction for both quasi massive fields $\delta\sigma_j$. The order of interaction originated from terms with coefficient $\Lambda_{42} \equiv 4\frac{\partial}{\partial\sigma_1}(\frac{\partial^3}{\partial^3\sigma_2}V)$.

The expression for this diagram is very simple, and it is similar to the case in bispectrum (4.13). Now we are able to calculate the necessary steps to obtain the shape function for the

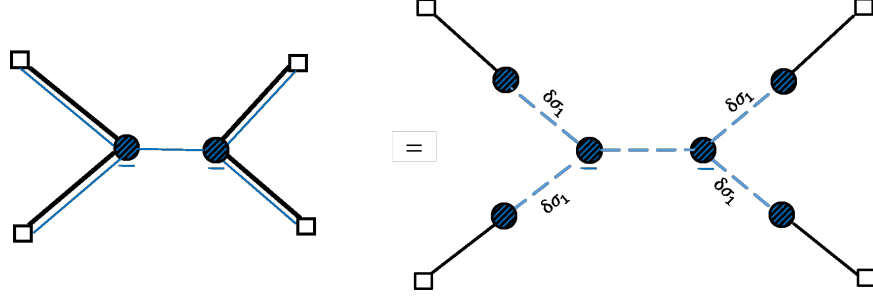


Figure 23. This diagram shows the self interaction for quasi massive field $\delta\sigma_1$ but based on two cube portions. The order of interaction originated from terms with coefficient $\lambda_{2j}^3\lambda_{2l}^1\Lambda_{4j,l}$.

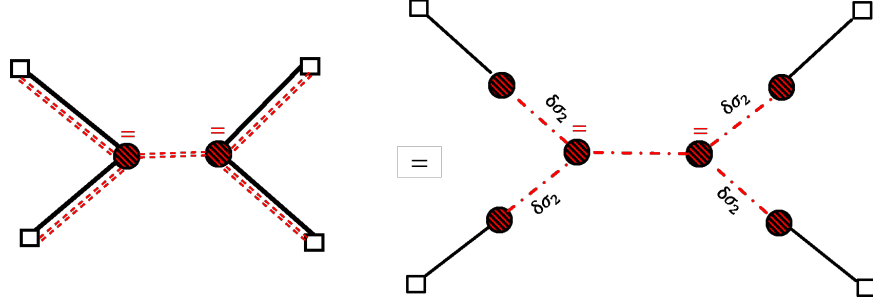


Figure 24. This diagram expresses the mixed self interaction for quasi massive field $\delta\sigma_2$ but for the case with two cube portions. The order of interaction originated from terms with coefficient $\lambda_{2j}^3\lambda_{2l}^1\Lambda_{4j,l}$.

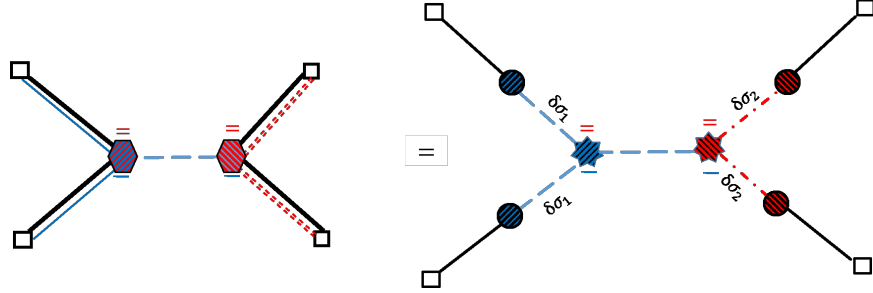


Figure 25. This diagram indicates the mixed self interaction for quasi massive field $\delta\sigma_2$ but based on same two cube portion. The order of interaction risen from terms with coefficient $\lambda_{2j}^2\lambda_{2l}^2\tilde{\Lambda}_{4j,l}$.

quartic coupling. To do so we can write down the expectation values as

$$\begin{aligned}
& \langle \delta\phi(\tau, \mathbf{k}_1)\delta\phi(\tau, \mathbf{k}_2)\delta\phi(\tau, \mathbf{k}_3)\delta\phi(\tau, \mathbf{k}_4) \rangle'_{\lambda_4} \\
&= 2 \sum_{j=1}^2 \lambda_{4j} \text{Im} \int_{-\infty}^0 \frac{d\tau}{(-H\tau)^4} \mathcal{G}_{+j}(k_1; \tau) \mathcal{G}_{+j}(k_2; \tau) \mathcal{G}_{+j}(k_3; \tau) \mathcal{G}_{+j}(k_4; \tau) \\
&= \sum_{j=1}^2 \frac{\pi^4 \lambda_{2j}^4 \lambda_{4j}}{2048 k_1^3 k_2^3 k_3^3} \text{Im} \int_0^\infty \frac{dz}{z^4} I_{+j}\left(\frac{k_1}{k_4} z\right) I_{+j}\left(\frac{k_2}{k_4} z\right) I_{+j}\left(\frac{k_3}{k_4} z\right) I_{+j}(z). \tag{5.2}
\end{aligned}$$

On the other hand, the s -channel diagram with two cubic-vertices can be written down as

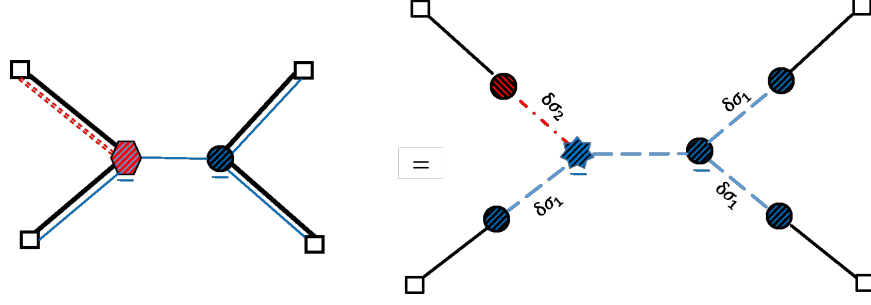


Figure 26. This diagram shows the mixed self interacting for both quasi massive fields $\delta\sigma_j$ but based on two cube portions. The order of interaction expressed by terms with coefficient $\lambda_{2j}^3 \lambda_{2l}^1 \Lambda_{3j,l}^2$.

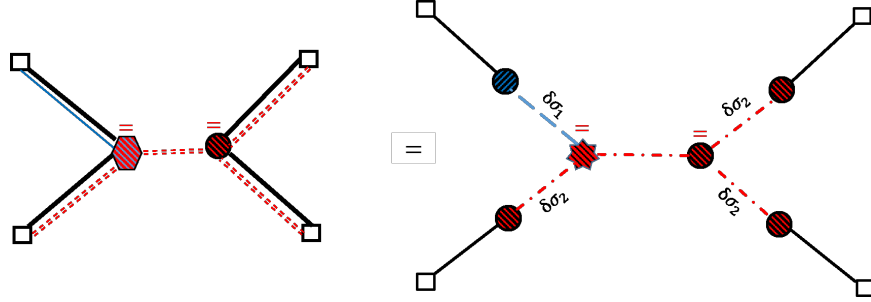


Figure 27. It is same as Fig.26 but $\delta\sigma_2$ is dominant field.

follows,

$$\begin{aligned}
& \langle \delta\phi(\tau, \mathbf{k}_1) \delta\phi(\tau, \mathbf{k}_2) \delta\phi(\tau, \mathbf{k}_3) \delta\phi(\tau, \mathbf{k}_4) \rangle'_{\lambda_{3,s}^2} \\
&= - \sum_{j=1}^2 \lambda_{2j}^4 \sum_{p,n=\pm} \int_{-\infty}^0 \frac{d\tau_1 d\tau_2}{(H^2 \tau_1 \tau_2)^4} \mathcal{G}_{+j}(k_1; \tau_1) \mathcal{G}_{+j}(k_2; \tau_1) \mathcal{G}_{-j}(k_3; \tau_2) \mathcal{G}_{-j}(k_4; \tau_2) D_{\pm j}(k_s, \tau_1, \tau_2) \\
&= \sum_{j=1}^2 \frac{\pi^5 \lambda_{2j}^4 \lambda_{3j}^2}{8192 H^2} \frac{k_s^3}{(k_1 k_2 k_3 k_4)^3} e^{-\pi \text{Im } \nu} \text{Re} \left[\int_0^\infty dz \int_0^z dz' \left(J_{12s}^{+-}(z) J_{34s}^{++}(z') + J_{34s}^{+-}(z) J_{12s}^{++}(z') \right) \right. \\
&\quad \left. - \int_0^\infty dz \int_0^\infty dz' J_{34s}^{+-}(z) J_{12s}^{+-}(z') \right]. \tag{5.3}
\end{aligned}$$

where $k_s \equiv |\mathbf{k}_1 + \mathbf{k}_2|$. Additionally, we have defined,

$$J_{\varepsilon\zeta\eta}^{\pm+}(z) = \sum_{j=1}^2 z^{-5/2} I_{\pm j} \left(\frac{k_\varepsilon}{k_\eta} z \right) I_{\pm j} \left(\frac{k_\zeta}{k_\eta} z \right) H_{\nu_j}^{(1)}(z), \quad J_{\varepsilon\zeta\eta}^{\pm-}(z) = z^{-5/2} I_{\pm j} \left(\frac{k_\varepsilon}{k_\eta} z \right) I_{\pm j} \left(\frac{k_\zeta}{k_\eta} z \right) H_{\nu_j^*}^{(2)}(z). \tag{5.4}$$

Now by substitution ($2 \leftrightarrow 3, s \rightarrow t$) and ($2 \leftrightarrow 4, s \rightarrow u$), respectively, the expressions for t and u -channels could be attained. From the above results, we can find the shape function T defined in (5.1) as,

$$T_{\text{pure}} = \sum_{j=1}^2 \frac{\pi^3}{2^{15} P_\zeta} \left(\frac{\kappa_1}{H} \right)^4 \left[\frac{4\lambda_4}{\pi} t_{cj} + \left(\frac{\lambda_3}{H} \right)^2 (t_{sj} + t_{tj} + t_{uj}) \right], \tag{5.5}$$

where t_{cj} and t_{sj} are,

$$t_{cj} = \text{Im} \sum_{j=1}^2 \int_0^\infty \frac{dz}{z^4} I_{+j} \left(\frac{k_1}{K} z \right) I_{+j} \left(\frac{k_2}{K} z \right) I_{+j} \left(\frac{k_3}{K} z \right) I_{+j} \left(\frac{k_4}{K} z \right), \quad (5.6)$$

$$t_{sj} = \sum_{j=1}^2 e^{-\pi \text{Im} \nu_j} \left(\frac{k_s}{K} \right)^3 \text{Re} \left[\int_0^\infty dz \int_0^z dz' \left(J_{12s}^{+-}(z) J_{34s}^{++}(z') + J_{34s}^{+-}(z) J_{12s}^{++}(z') \right) \right. \\ \left. - \int_0^\infty dz \int_0^\infty dz' J_{34s}^{+-}(z) J_{12s}^{-+}(z') \right], \quad (5.7)$$

and by virtue of the permutations rules we can write down t_t and t_u as well [75]. Now to calculate the contribution of mixed propagators, and therefore related trispectrum, one should repeat this procedure for coefficients of order $\Lambda_{41} \equiv 4 \frac{\partial}{\partial \sigma_2} \left(\frac{\partial^3}{\partial^3 \sigma_1} V \right)$, $\Lambda_{42} \equiv 4 \frac{\partial}{\partial \sigma_1} \left(\frac{\partial^3}{\partial^3 \sigma_2} V \right)$ and $\tilde{\Lambda}_{4j} \equiv 6 \left(\frac{\partial^2}{\partial^2 \sigma_1} \left(\frac{\partial^2}{\partial^2 \sigma_2} V \right) \right)$. Beside this we have to consider the results of mixed interacting portions related to the bispectrum section [54, 57]. For example we present here some of mixed integrals as follows

$$\langle \delta\phi(\tau, \mathbf{k}_1) \delta\phi(\tau, \mathbf{k}_2) \delta\phi(\tau, \mathbf{k}_3) \delta\phi(\tau, \mathbf{k}_4) \rangle'_{\Lambda_{4j,l}} \\ = 2 \sum_{j=1}^2 \sum_{l=2}^1 \Lambda_{4j,l} \text{Im} \int_{-\infty}^0 \frac{d\tau}{(-H\tau)^4} \mathcal{G}_{+j}(k_1; \tau) \mathcal{G}_{+j}(k_2; \tau) \mathcal{G}_{+j}(k_3; \tau) \mathcal{G}_{+l}(k_4; \tau) \\ = \sum_{j=1}^2 \sum_{l=2}^1 \frac{\pi^4 \lambda_{2j}^3 \lambda_{2l}^1 \Lambda_{4j,l}}{2048 k_1^3 k_2^3 k_3^3} \text{Im} \int_0^\infty \frac{dz}{z^4} I_{+j} \left(\frac{k_1}{k_4} z \right) I_{+j} \left(\frac{k_2}{k_4} z \right) I_{+j} \left(\frac{k_3}{k_4} z \right) I_{+l}(z), \quad (5.8)$$

$$\langle \delta\phi(\tau, \mathbf{k}_1) \delta\phi(\tau, \mathbf{k}_2) \delta\phi(\tau, \mathbf{k}_3) \delta\phi(\tau, \mathbf{k}_4) \rangle'_{\tilde{\Lambda}_{4j,l}} \\ = 2 \sum_{j=1}^2 \sum_{l=2}^1 \tilde{\Lambda}_{4j,l} \text{Im} \int_{-\infty}^0 \frac{d\tau}{(-H\tau)^4} \mathcal{G}_{+j}(k_1; \tau) \mathcal{G}_{+j}(k_2; \tau) \mathcal{G}_{+l}(k_3; \tau) \mathcal{G}_{+l}(k_4; \tau) \\ = \sum_{j=1}^2 \sum_{l=2}^1 \frac{\pi^4 \lambda_{2j}^2 \lambda_{2l}^2 \tilde{\Lambda}_{4j,l}}{2048 k_1^3 k_2^3 k_3^3} \text{Im} \int_0^\infty \frac{dz}{z^4} I_{+j} \left(\frac{k_1}{k_4} z \right) I_{+j} \left(\frac{k_2}{k_4} z \right) I_{+l} \left(\frac{k_3}{k_4} z \right) I_{+l}(z), \quad (5.9)$$

and

$$\langle \delta\phi(\tau, \mathbf{k}_1) \delta\phi(\tau, \mathbf{k}_2) \delta\phi(\tau, \mathbf{k}_3) \delta\phi(\tau, \mathbf{k}_4) \rangle'_s \\ = - \sum_{j=1}^2 \sum_{l=2}^1 \sum_{p,n=\pm} \lambda_{2j}^3 \lambda_{2l}^1 \Lambda_{3j,l}^2 \\ \times \int_{-\infty}^0 \frac{d\tau_1 d\tau_2}{(H^2 \tau_1 \tau_2)^4} \mathcal{G}_{+j}(k_1; \tau_1) \mathcal{G}_{+j}(k_2; \tau_1) \mathcal{G}_{-j}(k_3; \tau_2) \mathcal{G}_{-j}(k_4; \tau_2) D_{\pm j}(k_s, \tau_1, \tau_2). \quad (5.10)$$

In the squeezed and collapsed limits the oscillatory signals again, like in the bispectrum section can be generated. For instance when we consider the $k_1/K \rightarrow 0$ for triangle limit in self interactions the equation 5.5 reduces to

$$T_{\text{pure}} = \sum_{j=1}^2 \frac{\pi^3 c_\phi^3}{2^{15} P_\zeta} \left(\frac{\kappa_1}{H} \right)^4 \left(\frac{k_1}{K} \right)^{3/2} \left[t_R \sin \left(\tilde{\nu}_j \log \frac{k_1}{K} \right) + t_I \cos \left(\tilde{\nu}_j \log \frac{k_1}{K} \right) + \dots \right], \quad (5.11)$$

and $t_R = \text{Re}(t_+ + t_-)$ and $t_I = \text{Im}(t_- - t_+)$. Where

$$t_{\pm} = \frac{2^{1 \mp \nu_j} \sin(\frac{\pi}{4} \pm \frac{\pi \nu_j}{2}) C_{\nu}}{\Gamma(1 \pm \nu_j) \sin(\pm \pi \nu_j)} \left[-\frac{4i\lambda_4}{\pi} \mathcal{I}_{|c}^{\pm} + \left(\frac{\lambda_3}{H}\right)^2 (\mathcal{I}_{|s}^{\pm} + \mathcal{I}_{|t}^{\pm} + \mathcal{I}_{|u}^{\pm}) \right], \quad (5.12)$$

these integrals based on different channels are expressed as follows

$$\mathcal{I}_{|c}^{\pm} = \sum_{j=1}^2 \int_0^{\infty} dz I_{+j} \left(\frac{k_2}{K} z \right) I_{+j} \left(\frac{k_3}{K} z \right) I_{+j} \left(\frac{k_4}{K} z \right) z^{-5/2 \pm \nu_j} \quad (5.13)$$

$$\begin{aligned} \mathcal{I}_{|s}^{\pm} = & \sum_{j=1}^2 \left(\frac{k_2}{K} \right)^{3/2 \mp \nu_j} e^{-\pi \text{Im} \nu_j} \int_0^{\infty} dz \int_0^z dz' \left[z^{-1 \pm \nu_j} J_{342}^{++}(z') I_{+j}(z) H_{\nu_j^*}^{(2)}(z) \right. \\ & \left. + z'^{-1 \pm \nu_j} J_{342}^{+-}(z) I_{+j}(z') H_{\nu_j}^{(1)}(z') \right] \\ & - \int_0^{\infty} dz \int_0^{\infty} z'^{-1 \pm \nu_j} J_{342}^{+-}(z) I_{-j}(z') H_{\nu_j}^{(1)}(z'). \end{aligned} \quad (5.14)$$

To calculate Eq.(5.11) we should consider ν_j purely imaginary quantity [76]. For the mixed interaction, we can repeat the same procedure.

6 Conclusions

The aim of this study was to calculate the leading order of bispectrum and trispectrum in an extended version of the quasi-single-field model of inflation namely QSMF inflation. One expects that observable non-Gaussianity can be generated in multiple field models which can be tested observationally. Probing non-Gaussianity can bring models of multiple fields inflation in contact to observation. Following [50] and [75, 76] we explicitly have calculated different expectation values for QSMF model namely power spectrum, bispectrum and trispectrum. In point of fact, our results showed that the S-K diagrammatic formalism has some advantages compared to the usual in-in formalism. For instance, it dramatically reduces the number of calculations and complication of working out the results. The more interesting but complicated part of this calculation, in comparison to the quasi-single-field, was appearing some extra terms beside the self-interaction parts, because of introducing an extra quasi-massive field. In fact, in the quasi-single-field inflation most important terms are those that merely deal with self-interaction and other remnant terms can be eliminated. In QSMF the story is completely different; what we mean goes back to the appearance of some extra mixed interacting terms due to the interaction between both quasi-massive fields and they played an important role in our calculations. As a consequence, it was expected that the amount of non-Gaussianity should show an increase in amount. So by virtue of S-K diagrammatic rules, we tried out to check the accuracy of this claim in more details. To do so, at first we had to add some new diagrammatic rules to recognize the difference between interacting terms due to different presented fields. By looking at Figs. 7, 8 and 9 it will be realized that the amount of power spectrum in QSMF explicitly showed an increase. Additionally, if one makes a comparison between QSMF and quasi-single-field models immediately observes that the non-Gaussianities have undergone countable changes. For instance, if one considers the equations of shape function in [75, 76] and comparing with the corresponding equations in this work one finds out that the amounts of non-Gaussianity have a precious increasing in modules. Besides this, the prediction of quantum clocks could be concluded

again. Consequently, we emphasize again that diagrammatic method dramatically decreased the amounts of perplexing calculations in term of calculation of the bispectrum and especially trispectrum. And finally, it was obviously seen that our results have good agreement with previous literature.

Acknowledgment

The author would like to thank Hassan Firouzjahi for his collaboration during all stages of this work. He also is grateful the Institute for Research in Fundamental Sciences (IPM) for their hospitality during his visit and support in part.

References

- [1] D. Kazanas, “Dynamics of the Universe and Spontaneous Symmetry Breaking,” *Astrophys. J.* **241**, L59 (1980).
- [2] A. H. Guth, “The Inflationary Universe: A Possible Solution to the Horizon and Flatness Problems”, *Phys. Rev. D* **23**, 347 (1981).
- [3] A. A. Starobinsky, “A New Type of Isotropic Cosmological Models Without Singularity,” *Phys. Lett. B* **91**, 99 (1980).
- [4] K. Sato, “First Order Phase Transition of a Vacuum and Expansion of the Universe,” *Mon. Not. Roy. Astron. Soc.* **195**, 467 (1981).
- [5] A. A. Starobinsky, “Dynamics of Phase Transition in the New Inflationary Universe Scenario and Generation of Perturbations,” *Phys. Lett. B* **117**, 175 (1982).
- [6] A. D. Linde, “A New Inflationary Universe Scenario: A Possible Solution of the Horizon, Flatness, Homogeneity, Isotropy and Primordial Monopole Problems,” *Phys. Lett. B* **108**, 389 (1982).
- [7] A. R. Liddle, “An Introduction to cosmological inflation,” [[arXiv:astro-ph/9901124](#)].
- [8] D. Langlois, “Inflation, quantum fluctuations and cosmological perturbations,” [[arXiv:hep-th/0405053](#)].
- [9] D. H. Lyth and A. Riotto, “Particle physics models of inflation and the cosmological density perturbation,” *Phys. Rept.* **314**, 1 (1999) [[arXiv:hep-th/9807278](#)].
- [10] A. H. Guth, “Inflation and eternal inflation,” *Phys. Rept.* **333**, 555 (2000) [[arXiv:astro-ph/0002156](#)].
- [11] J. E. Lidsey, A. R. Liddle, E. W. Kolb, E. J. Copeland, T. Barreiro and M. Abney, “Reconstructing the inflation potential : An overview,” *Rev. Mod. Phys.* **69**, 373 (1997) [[arXiv:astro-ph/9508078](#)].
- [12] B. A. Bassett, S. Tsujikawa and D. Wands, “Inflation dynamics and reheating,” *Rev. Mod. Phys.* **78**, 537 (2006) [[arXiv:astro-ph/0507632](#)].
- [13] L. P. Grishchuk, “Amplification of gravitational waves in an isotropic universe,” *Sov. Phys. JETP* **40**, 409 (1975) [*Zh. Eksp. Teor. Fiz.* **67**, 825 (1974)].
- [14] A. A. Starobinsky, “Spectrum of relict gravitational radiation and the early state of the universe,” *JETP Lett.* **30**, 682 (1979) [*Pisma Zh. Eksp. Teor. Fiz.* **30**, 719 (1979)].
- [15] B. Allen, “The Stochastic Gravity Wave Background in Inflationary Universe Models,” *Phys. Rev. D* **37**, 2078 (1988).
- [16] V. Sahni, “The Energy Density of Relic Gravity Waves From Inflation,” *Phys. Rev. D* **42**, 453 (1990).

- [17] T. Souradeep and V. Sahni, “Density perturbations, gravity waves and the cosmic microwave background,” *Mod. Phys. Lett. A* **7**, 3541 (1992) [[arXiv:hep-ph/9208217](#)].
- [18] M. Giovannini, “Spikes in the relic graviton background from quintessential inflation,” *Class. Quant. Grav.* **16**, 2905 (1999) [[arXiv:hep-ph/9903263](#)].
- [19] M. Sami and V. Sahni, “Quintessential inflation on the brane and the relic gravity wave background,” *Phys. Rev. D* **70**, 083513 (2004) [[arXiv:hep-th/0402086](#)].
- [20] M. Wali Hossain, R. Myrzakulov, M. Sami and E. N. Saridakis, “Unification of inflation and dark energy á la quintessential inflation,” *Int. J. Mod. Phys. D* **24**, no. 05, 1530014 (2015) [[arXiv:1410.6100](#)].
- [21] C. Q. Geng, M. W. Hossain, R. Myrzakulov, M. Sami and E. N. Saridakis, “Quintessential inflation with canonical and noncanonical scalar fields and Planck 2015 results,” *Phys. Rev. D* **92**, no. 2, 023522 (2015) [[arXiv:1502.03597](#)].
- [22] M. W. Hossain, R. Myrzakulov, M. Sami and E. N. Saridakis, “Class of quintessential inflation models with parameter space consistent with BICEP2,” *Phys. Rev. D* **89**, no. 12, 123513 (2014) [[arXiv:1404.1445](#)].
- [23] Y. F. Cai, J. O. Gong, S. Pi, E. N. Saridakis and S. Y. Wu, “On the possibility of blue tensor spectrum within single field inflation,” *Nucl. Phys. B* **900**, 517 (2015) [[arXiv:1412.7241](#)].
- [24] S. Nojiri and S. D. Odintsov, “Modified gravity with negative and positive powers of the curvature: Unification of the inflation and of the cosmic acceleration,” *Phys. Rev. D* **68**, 123512 (2003) [[arXiv:hep-th/0307288](#)].
- [25] S. Nojiri and S. D. Odintsov, “Unifying phantom inflation with late-time acceleration: Scalar phantom-non-phantom transition model and generalized holographic dark energy,” *Gen. Rel. Grav.* **38**, 1285 (2006) [[arXiv:hep-th/0506212](#)].
- [26] S. Capozziello, S. Nojiri and S. D. Odintsov, “Unified phantom cosmology: Inflation, dark energy and dark matter under the same standard,” *Phys. Lett. B* **632**, 597 (2006) [[arXiv:hep-th/0507182](#)].
- [27] S. Capozziello and M. De Laurentis, “Extended Theories of Gravity,” *Phys. Rept.* **509**, 167 (2011) [[arXiv:1108.6266](#)].
- [28] H. Sheikahmadi, E. N. Saridakis, A. Aghamohammadi and K. Saaidi, “Hamilton-Jacobi formalism for inflation with non-minimal derivative coupling,” *JCAP* **1610**, no. 10, 021 (2016) doi:10.1088/1475-7516/2016/10/021 [[arXiv:1603.03883](#) [gr-qc]].
- [29] A. D. Linde, “Chaotic Inflation,” *Phys. Lett. B* **129**, 177 (1983).
- [30] A. Albrecht and P. J. Steinhardt, “Cosmology for Grand Unified Theories with Radiatively Induced Symmetry Breaking,” *Phys. Rev. Lett.* **48**, 1220 (1982).
- [31] K. Freese, J. A. Frieman and A. V. Olinto, “Natural inflation with pseudo - Nambu-Goldstone bosons,” *Phys. Rev. Lett.* **65**, 3233 (1990).
- [32] Y. S. Piao and Y. Z. Zhang, “Phantom inflation and primordial perturbation spectrum,” *Phys. Rev. D* **70**, 063513 (2004) [[arXiv:astro-ph/0401231](#)].
- [33] J. E. Lidsey, “Triality between inflation, cyclic and phantom cosmologies,” *Phys. Rev. D* **70**, 041302 (2004) [[arXiv:gr-qc/0405055](#)].
- [34] E. Elizalde, S. Nojiri, S. D. Odintsov, D. Saez-Gomez and V. Faraoni, “Reconstructing the universe history, from inflation to acceleration, with phantom and canonical scalar fields,” *Phys. Rev. D* **77**, 106005 (2008) [[arXiv:0803.1311](#)].
- [35] C. J. Feng, X. Z. Li and E. N. Saridakis, “Preventing eternality in phantom inflation,” *Phys. Rev. D* **82**, 023526 (2010) [[arXiv:1004.1874](#)].

- [36] M. Fairbairn and M. H. G. Tytgat, “Inflation from a tachyon fluid?,” *Phys. Lett. B* **546**, 1 (2002) [[arXiv:hep-th/0204070](#)].
- [37] A. Feinstein, “Power law inflation from the rolling tachyon,” *Phys. Rev. D* **66**, 063511 (2002) [[arXiv:hep-th/0204140](#)].
- [38] A. Aghamohammadi, A. Mohammadi, T. Golanbari and K. Saaidi, “Hamilton-Jacobi formalism for tachyon inflation,” *Phys. Rev. D* **90**, no. 8, 084028 (2014) [[arXiv:1502.07578](#)].
- [39] C. Armendariz-Picon, T. Damour and V. F. Mukhanov, “k - inflation,” *Phys. Lett. B* **458**, 209 (1999) [[arXiv:hep-th/9904075](#)].
- [40] H. Sheikahmadi, S. Ghorbani and K. Saaidi, “Non-local scalar fields inflationary mechanism in light of Planck 2013,” *Astrophys. Space Sci.* **357**, no. 2, 115 (2015) [[arXiv:1502.05166](#)].
- [41] N. Arkani-Hamed, P. Creminelli, S. Mukohyama and M. Zaldarriaga, “Ghost inflation,” *JCAP* **0404**, 001 (2004) [[arXiv:hep-th/0312100](#)].
- [42] X. Chen and Y. Wang, “Large non-Gaussianities with Intermediate Shapes from Quasi-Single Field Inflation,” *Phys. Rev. D* **81**, 063511 (2010) [[arXiv:0909.0496 \[astro-ph.CO\]](#)].
- [43] X. Chen and Y. Wang, “Quasi-Single Field Inflation and Non-Gaussianities,” *JCAP* **1004**, 027 (2010) [[arXiv:0911.3380 \[hep-th\]](#)].
- [44] D. Baumann and D. Green, “Signatures of Supersymmetry from the Early Universe,” *Phys. Rev. D* **85**, 103520 (2012) [[arXiv:1109.0292 \[hep-th\]](#)].
- [45] X. Chen and Y. Wang, “Quasi-Single Field Inflation with Large Mass,” *JCAP* **1209**, 021 (2012) [[arXiv:1205.0160 \[hep-th\]](#)].
- [46] E. Sefusatti, J. R. Fergusson, X. Chen and E. P. S. Shellard, “Effects and Detectability of Quasi-Single Field Inflation in the Large-Scale Structure and Cosmic Microwave Background,” *JCAP* **1208**, 033 (2012) [[arXiv:1204.6318 \[astro-ph.CO\]](#)].
- [47] J. Norena, L. Verde, G. Barenboim and C. Bosch, “Prospects for constraining the shape of non-Gaussianity with the scale-dependent bias,” *JCAP* **1208**, 019 (2012) [[arXiv:1204.6324 \[astro-ph.CO\]](#)].
- [48] T. Noumi, M. Yamaguchi and D. Yokoyama, “Effective field theory approach to quasi-single field inflation and effects of heavy fields,” *JHEP* **1306**, 051 (2013) [[arXiv:1211.1624 \[hep-th\]](#)].
- [49] J. O. Gong, S. Pi and M. Sasaki, “Equilateral non-Gaussianity from heavy fields,” *JCAP* **1311**, 043 (2013) [[arXiv:1306.3691 \[hep-th\]](#)].
- [50] R. Emami, “Spectroscopy of Masses and Couplings during Inflation,” *JCAP* **1404**, 031 (2014) [[arXiv:1311.0184 \[hep-th\]](#)].
- [51] A. Kehagias and A. Riotto, “High Energy Physics Signatures from Inflation and Conformal Symmetry of de Sitter,” *Fortsch. Phys.* **63**, 531 (2015) [[arXiv:1501.03515 \[hep-th\]](#)].
- [52] N. Arkani-Hamed and J. Maldacena, “Cosmological Collider Physics,” [arXiv:1503.08043 \[hep-th\]](#).
- [53] E. Dimastrogiovanni, M. Fasiello and M. Kamionkowski, “Imprints of Massive Primordial Fields on Large-Scale Structure,” *JCAP* **1602**, 017 (2016) [[arXiv:1504.05993 \[astro-ph.CO\]](#)].
- [54] X. Chen, M. H. Namjoo and Y. Wang, “Quantum Primordial Standard Clocks,” *JCAP* **1602**, no. 02, 013 (2016) [[arXiv:1509.03930 \[astro-ph.CO\]](#)].
- [55] X. Chen, M. H. Namjoo and Y. Wang, “Probing the Primordial Universe using Massive Fields,” *Int. J. Mod. Phys. D* **26**, no. 01, 1740004 (2016) [[arXiv:1601.06228 \[hep-th\]](#)].
- [56] H. Lee, D. Baumann and G. L. Pimentel, “Non-Gaussianity as a Particle Detector,” *JHEP* **1612**, 040 (2016) [[arXiv:1607.03735 \[hep-th\]](#)].

- [57] X. Chen, M. H. Namjoo and Y. Wang, “A Direct Probe of the Evolutionary History of the Primordial Universe,” *Sci. China Phys. Mech. Astron.* **59**, no. 10, 101021 (2016) [arXiv:1608.01299 [astro-ph.CO]].
- [58] P. D. Meerburg, M. Munchmeyer, J. B. Muoz and X. Chen, “Prospects for Cosmological Collider Physics,” *JCAP* **1703**, no. 03, 050 (2017) [arXiv:1610.06559 [astro-ph.CO]].
- [59] X. Chen, Y. Wang and Z. Z. Xianyu, “Standard Model Background of the Cosmological Collider,” *Phys. Rev. Lett.* **118**, no. 26, 261302 (2017) [arXiv:1610.06597 [hep-th]].
- [60] X. Chen, Y. Wang and Z. Z. Xianyu, “Standard Model Mass Spectrum in Inflationary Universe,” *JHEP* **1704**, 058 (2017) [arXiv:1612.08122 [hep-th]].
- [61] H. An, M. McAneny, A. K. Ridgway and M. B. Wise, “Quasi Single Field Inflation in the non-perturbative regime,” arXiv:1706.09971 [hep-ph].
- [62] H. An, M. McAneny, A. K. Ridgway and M. B. Wise, “Non-Gaussian Enhancements of Galactic Halo Correlations in Quasi-Single Field Inflation,” arXiv:1711.02667 [hep-ph].
- [63] A. V. Iyer, S. Pi, Y. Wang, Z. Wang and S. Zhou, “Strongly Coupled Quasi-Single Field Inflation,” *JCAP* **1801**, no. 01, 041 (2018) [arXiv:1710.03054 [hep-th]].
- [64] S. Kumar and R. Sundrum, “Heavy-Lifting of Gauge Theories By Cosmic Inflation,” arXiv:1711.03988 [hep-ph].
- [65] G. Franciolini, A. Kehagias and A. Riotto, “Imprints of Spinning Particles on Primordial Cosmological Perturbations,” arXiv:1712.06626 [hep-th].
- [66] X. Tong, Y. Wang and S. Zhou, “Warm Quasi-Single Field Inflation,” arXiv:1801.05688 [hep-th].
- [67] A. Moradinezhad Dizgah, H. Lee, J. B. Muoz and C. Dvorkin, “Galaxy Bispectrum from Massive Spinning Particles,” arXiv:1801.07265 [astro-ph.CO].
- [68] R. Saito, “Cosmological correlation functions including a massive scalar field and an arbitrary number of soft-gravitons,” arXiv:1803.01287 [hep-th].
- [69] X. Chen, Y. Wang and Z. Z. Xianyu, “Loop Corrections to Standard Model Fields in Inflation,” *JHEP* **1608** (2016) 051 [arXiv:1604.07841 [hep-th]].
- [70] X. Chen, “Primordial Features as Evidence for Inflation,” *JCAP* **1201**, 038 (2012) [arXiv:1104.1323 [hep-th]].
- [71] X. Chen, “Fingerprints of Primordial Universe Paradigms as Features in Density Perturbations,” *Phys. Lett. B* **706**, 111 (2011) [arXiv:1106.1635 [astro-ph.CO]].
- [72] X. Chen and C. Ringeval, “Searching for Standard Clocks in the Primordial Universe,” *JCAP* **1208**, 014 (2012) [arXiv:1205.6085 [astro-ph.CO]].
- [73] X. Chen and M. H. Namjoo, “Standard Clock in Primordial Density Perturbations and Cosmic Microwave Background,” *Phys. Lett. B* **739**, 285 (2014) doi:10.1016/j.physletb.2014.11.002 [arXiv:1404.1536 [astro-ph.CO]].
- [74] X. Chen, M. H. Namjoo and Y. Wang, “Models of the Primordial Standard Clock,” *JCAP* **1502**, no. 02, 027 (2015) [arXiv:1411.2349 [astro-ph.CO]].
- [75] X. Chen, Y. Wang and Z. Z. Xianyu, “Schwinger-Keldysh Diagrammatics for Primordial Perturbations,” *JCAP* **1712** (2017) no.12, 006 [arXiv:1703.10166 [hep-th]].
- [76] X. Chen, W. Z. Chua, Y. Guo, Y. Wang, Z. Z. Xianyu and T. Xie, “Quantum Standard Clocks in the Primordial Trispectrum,” *JCAP* **1805**, no. 05, 049 (2018) doi:10.1088/1475-7516/2018/05/049 [arXiv:1803.04412 [hep-th]].

- [77] P. A. R. Ade *et al.* [Planck Collaboration], “Planck 2015 results. XX. Constraints on inflation,” *Astron. Astrophys.* **594**, A20 (2016) doi:10.1051/0004-6361/201525898 [arXiv:1502.02114 [astro-ph.CO]].
- [78] David I. Kaiser and Evangelos I. Sfakianakis, “Multifield Inflation after Planck: The Case for Nonminimal Couplings,” *Phys. Rev. Lett.* **112**, (2014) 011302 arXiv:1304.0363 [astro-ph.CO].
- [79] N. Bartolo, E. Komatsu, S. Matarrese and A. Riotto, “Non-Gaussianity from inflation: Theory and observations,” *Phys. Rept.* **402**, 103 (2004) [astro-ph/0406398].
- [80] M. Liguori, E. Sefusatti, J. R. Fergusson and E. P. S. Shellard, “Primordial non-Gaussianity and Bispectrum Measurements in the Cosmic Microwave Background and Large-Scale Structure,” *Adv. Astron.* **2010**, 980523 (2010) [arXiv:1001.4707 [astro-ph.CO]].
- [81] X. Chen, “Primordial Non-Gaussianities from Inflation Models,” *Adv. Astron.* **2010**, 638979 (2010) [arXiv:1002.1416 [astro-ph.CO]].
- [82] Y. Wang, “Inflation, Cosmic Perturbations and Non-Gaussianities,” *Commun. Theor. Phys.* **62**, 109 (2014) [arXiv:1303.1523 [hep-th]].
- [83] V. Assassi, D. Baumann and D. Green, “On Soft Limits of Inflationary Correlation Functions,” *JCAP* **1211**, 047 (2012) [arXiv:1204.4207 [hep-th]].
- [84] X. Chen, B. Hu, M. x. Huang, G. Shiu and Y. Wang, “Large Primordial Trispectra in General Single Field Inflation,” *JCAP* **0908**, 008 (2009) [arXiv:0905.3494 [astro-ph.CO]].
- [85] F. Arroja, S. Mizuno, K. Koyama and T. Tanaka, “On the full trispectrum in single field DBI-inflation,” *Phys. Rev. D* **80**, 043527 (2009) [arXiv:0905.3641 [hep-th]].
- [86] X. Chen, M. x. Huang, S. Kachru and G. Shiu, “Observational signatures and non-Gaussianities of general single field inflation,” *JCAP* **0701**, 002 (2007) [hep-th/0605045].
- [87] L. Senatore and M. Zaldarriaga, “A Naturally Large Four-Point Function in Single Field Inflation,” *JCAP* **1101**, 003 (2011) [arXiv:1004.1201 [hep-th]].
- [88] N. Barnaby and S. Shandera, “Feeding your Inflaton: Non-Gaussian Signatures of Interaction Structure,” *JCAP* **1201**, 034 (2012) [arXiv:1109.2985 [astro-ph.CO]].
- [89] Y. F. Cai and H. Y. Xia, “Inflation with multiple sound speeds: a model of multiple DBI type actions and non-Gaussianities,” *Phys. Lett. B* **677**, 226 (2009) [arXiv:0904.0062 [hep-th]].
- [90] A. J. Tolley and M. Wyman, “The Gelaton Scenario: Equilateral non-Gaussianity from multi-field dynamics,” *Phys. Rev. D* **81**, 043502 (2010) [arXiv:0910.1853 [hep-th]].
- [91] A. Achucarro, J. O. Gong, S. Hardeman, G. A. Palma and S. P. Patil, “Effective theories of single field inflation when heavy fields matter,” *JHEP* **1205**, 066 (2012) [arXiv:1201.6342 [hep-th]].
- [92] S. Cremonini, Z. Lalak and K. Turzynski, “Strongly Coupled Perturbations in Two-Field Inflationary Models,” *JCAP* **1103**, 016 (2011) [arXiv:1010.3021 [hep-th]].
- [93] H. Jiang and Y. Wang, “Massive Fields as Systematics for Single Field Inflation,” *JCAP* **1706**, no. 06, 038 (2017) [arXiv:1703.04477 [astro-ph.CO]].
- [94] X. Tong, Y. Wang and S. Zhou, “On the Effective Field Theory for Quasi-Single Field Inflation,” *JCAP* **1711**, no. 11, 045 (2017) [arXiv:1708.01709 [astro-ph.CO]].