

A Field-Size Independent Code Construction for Groupcast Index Coding Problems

Mahesh Babu Vaddi and B. Sundar Rajan

Department of Electrical Communication Engineering, Indian Institute of Science, Bengaluru 560012, KA, India

E-mail: {vaddi, bsrajan}@iisc.ac.in

Abstract—The length of an optimal scalar linear index code of a groupcast index coding problem is equal to the minrank of its side information hypergraph. The side-information hypergraph becomes a side-information graph for a special class of groupcast index coding problems known as unicast index coding problems. The computation of minrank is an NP-hard problem. There exists a low rank matrix completion method and clique cover method to find suboptimal solutions to the index coding problem represented by a side-information graph. However, both the methods are NP-hard. The number of computations required to find the minrank depends on the number of edges present in the side-information graph. In this paper, we define the notion of minrank-critical edges in a side-information graph and derive some properties of minrank, which identifies minrank-non-critical edges. Using these properties we present a method for reduction of the given minrank computation problem into a smaller problem. Also, we give an heuristic algorithm to find a clique cover of the side-information graph by using some binary operations on the adjacency matrix of the side-information graph. We also give a method to convert a groupcast index coding problem into a single unicast index coding problem. Combining all these results, we construct index codes (not necessarily optimal length) for groupcast index coding problems. The construction technique is independent of field size and hence can be used to construct index codes over binary field. In some cases the constructed index codes are better than the best known in the literature both in terms of the length of the code and the minimum field size required.

I. INTRODUCTION

An index coding problem [1], comprises of a transmitter that has a set of K messages $\{x_1, x_2, \dots, x_K\}$, and a set of m receivers $\{R_1, R_2, \dots, R_m\}$. Each receiver, $R_k = (\mathcal{K}_k, \mathcal{W}_k)$, knows a subset of messages, $\mathcal{K}_k \subset X$, called its *side-information*, and demands another subset of messages, $\mathcal{W}_k \subseteq \mathcal{K}_k^c$, called its *Want-set*. The transmitter can take cognizance of the side-information of the receivers and broadcast coded messages, called the index code, over a noiseless channel. The objective is to minimize the number of coded transmissions, called the length of the index code, such that each receiver can decode its demanded message using its side-information and the coded messages.

An index coding problem with no restrictions on want-set and side-information is called a groupcast index coding problem. Without loss of generality a groupcast index coding problem with m receivers and want-set \mathcal{W}_k for $k \in [1 : m]$ can be converted into another groupcast index coding problem with $\sum_{k \in [1:m]} |\mathcal{W}_k|$ receivers such that every receiver wants exactly one message. A groupcast index coding problem with

K messages $\{x_1, x_2, \dots, x_K\}$ can be represented by a hypergraph \mathcal{H} with K vertices $\{x_1, x_2, \dots, x_K\}$ and $\sum_{k \in [1:m]} |\mathcal{W}_k|$ number of hyperedges [4].

Consider a groupcast index coding problem with K messages, m receivers each wanting one message and side information hypergraph \mathcal{H} . Let

$$\mathbf{e}_k = \underbrace{(0 \ 0 \ \dots \ 0)}_{k-1} \ 1 \ \underbrace{(0 \ 0 \ \dots \ 0)}_{K-k} \in \mathbb{F}_q^K.$$

The support of a vector $\mathbf{u} \in \mathbb{F}_q^K$ is defined to be the set $\text{supp}(\mathbf{u}) = \{k \in [1 : K] : u_k \neq 0\}$. Let $\mathbf{E} \subseteq [1 : K]$. We denote $\mathbf{u} \triangleleft \mathbf{E}$ whenever $\text{supp}(\mathbf{u}) \subseteq \mathbf{E}$. Then, the $\text{minrank}_q(\mathcal{H})$ over \mathbb{F}_q is defined [4] as $\min\{\text{rank}_{\mathbb{F}_q}(\{\mathbf{v}_k + \mathbf{e}_k\}_{k \in [1:m]} : \mathbf{v}_k \in \mathbb{F}_q^K, \mathbf{v}_k \triangleleft \mathcal{K}_k\}$. In [4], it was shown that for any given index coding problem, the length of an optimal scalar linear index code over \mathbb{F}_q is equal to the $\text{minrank}_q(\mathcal{H})$ of its side-information hypergraph. However, finding the minrank for any arbitrary side-information hypergraph is NP-hard [4]. There exists a low rank matrix completion method to find the rank of a binary matrix which is also NP-hard [6].

An index coding problem is unicast [2] if the demand sets of the receivers are disjoint. An index coding problem is called single unicast if the demand sets of the receivers are disjoint and every receiver wants only one message. Any unicast index problem can be equivalently reduced to a single unicast index coding problem (SUICP). In a single unicast index coding problem, the number of messages is equal to the number of receivers.

Any SUICP with K messages $\{x_1, x_2, \dots, x_K\}$ can be expressed as a side-information graph G with K vertices $\{x_1, x_2, \dots, x_K\}$. In G , there exists an edge from x_i to x_j if the receiver wanting x_i knows x_j . In a unicast index coding problem with K messages and K receivers, the side-information graph has $\sum_{k \in [1:K]} |\mathcal{K}_k|$ number of edges. A matrix $\mathbf{A} = (a_{i,j})$ fits G if $a_{i,i} = 1$ for all i and $a_{i,j} = 0$ whenever (i, j) is not an edge of G . Let $\text{rk}_q(\mathbf{A})$ denote the rank of this matrix over \mathbb{F}_q . The $\text{minrank}_q(G)$ is defined as

$$\text{minrank}_q(G) \triangleq \min\{\text{rk}_q(\mathbf{A}) : \mathbf{A} \text{ fits } G\}.$$

In a side-information graph, if receiver R_i knows x_j and receiver R_j knows x_i , then the vertices x_i and x_j in the side-information graph are connected with an undirected edge. The undirected edges in the side-information graph contribute towards cliques in the side-information graph. All the receivers which want a message symbol in a clique can be satisfied

by one index code symbol which is the XOR of all message symbols present in the clique. All the receivers which wants a message symbol in a cycle of length k can be satisfied by $k - 1$ index code symbols.

As finding the minrank of a side-information graph is NP-hard, many researchers have proposed heuristic methods to solve the minrank problem. Birk *et al.* [1] proposed least difference greedy (LDG) clique cover algorithm to find the cliques in the side-information graph. LDG algorithm works by computing all the possible distances between the rows of the fitting matrix. Kwak *et al.* [8] proposed extended least difference greedy (ELDG) clique cover algorithm to find the cliques in the side-information graph. ELDG algorithm works by computing all possible distances between the rows and columns of the fitting matrix. ELDG algorithm also gives a method to find directed cycles of length three. Awais *et. al* [10] proposed an algorithm to piggyback a message which is sparsely connected to cycles of length k on the given graph G .

For a side-information graph G with K vertices, the adjacency matrix $\mathbf{A} = (a_{i,j})$ is a binary square matrix of size $K \times K$ with 1 at the (i, j) th position if there exist a directed edge from x_i to x_j and 0 else. Note that an undirected edge from x_i to x_j implies that there exists two directed edges, one from x_i to x_j and the other from x_j and x_i . Hence, in the side-information graph if there exists an undirected edge from x_i to x_j , there exist 1 in (i, j) th and (j, i) th positions in the adjacency matrix. For any positive integer n , the n th power of the adjacency matrix \mathbf{A} gives some information about the paths of length n in the graph G . The (i, j) th entry of the matrix \mathbf{A}^n gives the number of paths of length n from the vertex x_i to x_j [9]. Similarly, The (k, k) th entry of the matrix \mathbf{A}^n gives the number of cycles of length n , which pass through x_k . These properties of adjacency matrix were used in [10] to give an algorithm to piggyback a message which is sparsely connected to cycles of length n on the given side-information graph G .

In the given side-information graph G with K vertices, if there exists no cycles of length less than or equal to $n - 1$ for some positive integer n , the presence of a cycle of length n can be determined by computing \mathbf{A}^n . In \mathbf{A}^n , if all diagonal elements are zero, this implies that there exists no cycles of length n .

Index coding is motivated by wireless broadcasting applications where the side-information may be a random quantity. Let p be the probability that the receiver R_k , $k \in [1 : K]$ knows the message x_j as side-information for $j \in [1 : K] \setminus k$. Then, G is a random graph with vertices $\{x_1, x_2, \dots, x_K\}$, such that each edge between any two vertices occurs with probability p , independently of all other edges. The size of cliques and cycles in random graphs were extensively studied in the literature. Grimmett *et. al.* [14] proved that as the number of vertices in G tends to infinity, the size of maximum clique in G would of $\frac{2 \log_2(K)}{\log_2(\frac{1}{p})}$ with probability one. Being the size of the cliques is small (order of $\log_2(K)$), heuristic

algorithms may be very useful to give a solution to the index coding problem. In this paper, we give a heuristic approach to find the clique cover and a heuristic method to convert the groupcast index coding problem into a unicast index coding problem.

In a given index coding problem with side-information graph G , an edge e is said to be critical if the removal of e from G strictly reduces the capacity region. The index coding problem G is critical if every edge e is critical. Tahmasbi *et al.* [5] studied critical graphs and analyzed some properties of critical graphs with respect to capacity region.

In this paper, we analyze properties of minrank by defining the notion of minrank-critical edges.

Definition 1. In a given index coding problem with side-information graph G , an edge e is said to be minrank-critical if the removal of e from G strictly increases the minrank of the graph G . An edge $e \in E$ is said to be minrank-non-critical if the removal of e from G does not change the minrank of the graph G .

The computation of minrank over binary field requires the computation of the rank of $2^{\sum_{k \in [1:K]} |\mathcal{K}_k|}$ number of binary matrices of size $K \times K$. Hence, identification of every minrank-non-critical edge can reduce the number of computations required to compute the minrank by half.

A directed graph G with K vertices is called $\kappa(G)$ -partial clique [1] iff every vertex in G knows atleast $(K - 1 - \kappa)$ messages as side-information and there exists atleast one vertex in G which knows exactly $(K - 1 - \kappa)$ messages as side-information. For an index coding problem whose side information graph is a $\kappa(G)$ -partial clique, maximum distance separable (MDS) code of length K and dimension $\kappa + 1$, over a finite field \mathbb{F}_q for $q \geq K$, can be used as an index code. $\kappa(G)$ -partial clique method provides a savings of $K - \kappa - 1$ transmissions when compared with the naive technique of transmitting all K messages. Tehrani *et. al* in [12] proposed a partition multicast technique to address the groupcast index coding problem. In the partition multicast, one divides the messages into partitions and consider each partition as a partial clique. The messages are partitioned in such a way that the sum of savings of all partitions are maximized. However, the proposed partition multicast technique is suboptimal and NP-hard and the required field size depends on the number of messages in the partition and the number of messages known to each receiver in the partition.

Throughout we assume a finite field with characteristic 2 and use the XOR operation for convenience. However the results are easily extendable to finite fields with any characteristic.

A. Contributions

The main contributions of this paper are summarized as follows.

- We give a method to construct index codes for groupcast index coding problems which is independent of field size. Partition multicast index codes is the best known in the

literature for groupcast index coding problems and they do not exist for all fields. We give instances of groupcast index coding problem where the length of index code obtained by using proposed method is less than that of partition multicast.

- To give a method to construct index codes for groupcast index coding problem, we develop many tools to address single unicast index coding problems. We define the notion of minrank-critical edges in a side-information graph and derive some properties of minrank, which identify minrank-non-critical edges in a side-information graph. By using the properties of minrank, we give an algorithm to convert the given minrank computation problem into a smaller problem. We give a heuristic algorithm to find a clique cover of the side-information graph. We also give a sub-optimal method to convert a groupcast index coding problem into a single unicast index coding problem.

The remaining part of this paper is organized as follows. In Section II, we derive some properties of the minrank of a side-information graph and give a method to reduce the complexity of the minrank computation problem. In Section III, we give a method to construct index codes for groupcast index coding problems which works over every finite field. We conclude the paper in Section IV. In the Appendix we give a heuristic algorithm to find the clique cover of side-information graph.

II. PROPERTIES OF MINRANK OF A SIDE-INFORMATION GRAPH

In this section, we derive some properties of the minrank of the index coding problem. By using the derived properties, we provide a method to identify minrank-non-critical edges of a side-information graph. As the number of computations required to find exact value of the minrank is exponential in the number of edges present in the side-information graph, identification of every minrank-non-critical edge can reduce the number of computations required to compute the minrank by half.

Lemma 1. Let G be the side-information graph of an SUICP with K messages. Let $G^{(k)}$ be the side-information graph after removing all the incoming and outgoing edges associated with a vertex x_k for any $x_k \in V(G)$. Then, the minrank of $G^{(k)}$ is at most one greater than the minrank of G .

Proof. The fitting matrix \mathbf{A} of G is a $K \times K$ matrix. Let G_k be the induced subgraph of vertices $V(G) \setminus \{x_k\}$ in G . Let \mathbf{A}_k be the fitting matrix of G_k . The minrank of G_k is defined as

$$\text{minrank}_q(G_k) \triangleq \min\{\text{rk}_q(\mathbf{A}_k) : \mathbf{A}_k \text{ fits in } G_k\}.$$

The matrix \mathbf{A}_k is a $(K-1) \times (K-1)$ matrix which can be obtained from \mathbf{A} by removing the row and column corresponding to x_k . Thus the minrank of G_k can not be greater than the minrank of G .

The graph $G^{(k)}$ is the union of G_k and the isolated vertex x_k . The minrank of the isolated vertex is one and the minrank of a union of disjoint subgraphs is equal to the sum of the

minrank of the subgraphs. Thus the minrank of $G^{(k)}$ is at most one greater than the minrank of G . ■

Lemma 2. Consider the side-information graph G in Fig. 1 in which $V(G) = V(G_1) \cup V(G_2) \cup V(G_3)$ and there are no edges between the vertex sets $V(G_1)$ and $V(G_3)$. Then, we have

$$\begin{aligned} \text{minrank}(G_1) + \text{minrank}(G_3) &\leq \text{minrank}(G) \\ &\leq \text{minrank}(G_1) + \text{minrank}(G_2) + \text{minrank}(G_3). \end{aligned}$$

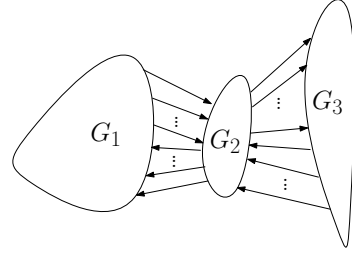


Fig. 1

Proof. The fitting matrix \mathbf{A} of G is a $V(G) \times V(G)$ matrix. Let G_{13} be the induced subgraph of the vertices $V(G_1) \cup V(G_3)$ in G . Let \mathbf{A}_{13} be the fitting matrix of G_{13} . The minrank of G_{13} is defined as

$$\text{minrank}(G_{13}) \triangleq \min\{\text{rk}(\mathbf{A}_{13}) : \mathbf{A}_{13} \text{ fits in } G_{13}\}.$$

The matrix \mathbf{A}_{13} can be obtained from \mathbf{A} by removing the rows and columns corresponding to the vertices in $V(G_2)$. Thus the minrank of G_{13} can not be greater than the minrank of G . But the graph G_{13} is the disjoint union of the graphs G_1 and G_3 . Hence, we have

$$\begin{aligned} \text{minrank}(G_{13}) &= \text{minrank}(G_1) + \text{minrank}(G_3) \\ &\leq \text{minrank}(G). \end{aligned} \quad (1)$$

If we remove all the incoming and outgoing edges to $V(G_2)$ in G , then the resulting graph is a disjoint union of G_1, G_2, G_3 and hence the minrank of this resulting graph is the sum of the minrank of G_1, G_2 and G_3 . Hence, the minrank of G can not be more than the sum of minrank of G_1, G_2 and G_3 . This along with (1) completes the proof. ■

As a special case of Lemma 2 the following lemma is obtained.

Lemma 3. Consider the graph G in Fig. 2 in which $V(G) = V(G_1) \cup V(G_2) \cup x_k$ and there are no edges between the vertex sets $V(G_1)$ and $V(G_2)$. Then, we have

$$\begin{aligned} \text{minrank}(G_1) + \text{minrank}(G_2) &\leq \text{minrank}(G) \\ &\leq \text{minrank}(G_1) + \text{minrank}(G_2) + 1. \end{aligned}$$

Theorem 1. Let G be a side-information graph and G_k be the induced subgraph of G with the vertex set $V(G) \setminus \{x_k\}$ for any $x_k \in V(G)$. If x_k is not present in any directed cycle in G and the minrank of G_k is $m-1$, then the minrank of G is m .

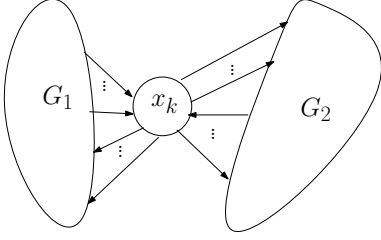


Fig. 2

Proof. From Lemma 1, minrank of G is either $m - 1$ or m . Consider the case when the minrank of G is $m - 1$. That is, the row and the column corresponding to the vertex x_k in the fitting matrix of G are in the span of rows and columns corresponding to the remaining vertices of the graph respectively. Let L_j be the row corresponding to x_j in the fitting matrix of G for any $j \in [1 : K]$. Let L_k be in the span of $L_{i_1}, L_{i_2}, \dots, L_{i_t}$ for some $i_1, i_2, \dots, i_t \in [1 : K] \setminus \{k\}$. That is,

$$L_k + L_{i_1} + L_{i_2} + \dots + L_{i_t} = \mathbf{0} \quad (2)$$

The rows $L_{i_1}, L_{i_2}, \dots, L_{i_t}$ and L_k have 1s in i_1, i_2, \dots, i_t and k th positions respectively ($\mathbf{A}(k, k) = \mathbf{A}(i_1, i_1) = \mathbf{A}(i_2, i_2) = \dots = \mathbf{A}(i_t, i_t) = 1$). The linear dependence condition in (2) indicates that there exist atleast one more non zero element in k, i_1, i_2, \dots, i_t positions in $L_{i_1}, L_{i_2}, \dots, L_{i_t}$ and L_k such that the ones in the diagonal positions gets canceled. Note that a non zero element in j th position of L_s for any $j, s \in [1 : t]$ indicates that there is an edge from x_s to x_j in G . This implies that there exists a cycle $x_k \Rightarrow x_{i_1} \Rightarrow x_{i_2} \Rightarrow \dots \Rightarrow x_{i_t} \Rightarrow x_k$. This is a contradiction to our assumption that there exists no cycle through x_k . Hence, the rank of G is m . ■

Lemma 4. In the side-information graph G , if x_k is not present in any directed cycle in G , then all the incoming and outgoing edges from x_k are minrank-non-critical.

Proof. Let G_k be the induced subgraph with the vertex set $V(G) \setminus \{x_k\}$ in G . Let the minrank of G_k be $m - 1$. If x_k is not present in any directed cycle in G , from Theorem 1, the minrank of G is m . Let $G^{(k)}$ be the graph after removing all the incoming and outgoing edges from x_k in G . Hence, the graph $G^{(k)}$ is the union of G_k and isolated vertex $\{x_k\}$. As the minrank of an isolated vertex is one, we have

$$\text{minrank}(G^{(k)}) = \text{minrank}(G_k) + 1 = m = \text{minrank}(G).$$

Hence, removing all incoming and outgoing edges from x_k does not reduce the minrank of G and these edges are minrank-non-critical. ■

Let \mathbf{A} be the adjacency matrix of G with K vertices. From the properties of the adjacency matrix, if $\mathbf{A}^t(k, k)$ is zero, then there exist no cycles in G with length t and which contains x_k . Hence the presence of x_k in any directed cycle can be obtained from $\sum_{i=1}^K \mathbf{A}^i$. In $\sum_{i=1}^K \mathbf{A}^i$, if (k, k) th element is zero, this indicates that x_k is not present in any directed cycle

in G . Hence by computing $\sum_{i=1}^K \mathbf{A}^i$, one can identify all the vertices which are not present in any cycle.

Example 1. Consider the side-information graph G given in Fig. 3. The adjacency matrix \mathbf{A} of G and $\sum_{k=0}^7 \mathbf{A}^k$ are shown below. The $(3, 3)$ element in $\sum_{k=0}^7 \mathbf{A}^k$ is zero indicates that the vertex x_3 is not present in any directed cycle. Hence, from Theorem 2, all the incoming and outgoing edges from x_3 are minrank-non-critical. Let \mathbf{A}_3 be the matrix after deleting the third row and third column of \mathbf{A} . We have $\text{minrank}(\mathbf{A}) = \text{minrank}(\mathbf{A}_3) + 1$ and we can compute the minrank of \mathbf{A} by computing the minrank of \mathbf{A}_3 .

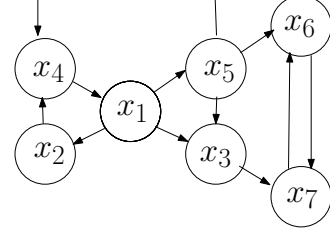


Fig. 3

$$\mathbf{A} = \begin{bmatrix} 0 & 1 & 1 & 0 & 1 & 0 & 0 \\ 0 & 0 & 0 & 1 & 0 & 0 & 0 \\ 0 & 0 & 0 & 0 & 0 & 0 & 1 \\ 1 & 0 & 0 & 0 & 0 & 0 & 0 \\ 0 & 0 & 1 & 1 & 0 & 1 & 0 \\ 0 & 0 & 0 & 0 & 0 & 0 & 1 \\ 0 & 0 & 0 & 0 & 0 & 1 & 0 \end{bmatrix}, \sum_{k=0}^7 \mathbf{A}^k = \begin{bmatrix} 6 & 7 & 8 & 6 & 7 & 16 & 14 \\ 3 & 3 & 6 & 7 & 3 & 7 & 7 \\ 0 & 0 & 0 & 0 & 0 & 3 & 4 \\ 7 & 3 & 6 & 6 & 3 & 11 & 12 \\ 3 & 3 & 7 & 7 & 3 & 14 & 13 \\ 0 & 0 & 0 & 0 & 0 & 3 & 4 \\ 0 & 0 & 0 & 0 & 0 & 4 & 3 \end{bmatrix}.$$

Lemma 5. Let \mathcal{C} be the set of vertices in any clique of size t in the graph G . Let $G_{\mathcal{C}}$ be the side-information graph after removing all the incoming and outgoing edges associated with the t vertices in \mathcal{C} , i.e., $G_{\mathcal{C}} = V(G) \setminus \mathcal{C}$. Then, the minrank of $G_{\mathcal{C}}$ is atmost one greater than the minrank of G .

Proof. Let G_1 be the subgraph induced by the t vertices in the clique \mathcal{C} in G and G_2 be the subgraph induced by the remaining vertices in G . We have $V(G) = V(G_1) \cup V(G_2)$. The minrank of G_1 is one as it is a clique. Hence, we have

$$\begin{aligned} \text{minrank}(G) &\leq \text{minrank}(G_1) + \text{minrank}(G_2) = \text{minrank}(G_{\mathcal{C}}) \\ &= 1 + \text{minrank}(G_2) \leq 1 + \text{minrank}(G). \end{aligned}$$

The last inequality in the above equation follows from the fact that G_2 is a subgraph of G . This completes the proof. ■

Definition 2. Let G be a side-information graph. Let $C_i = \{x_{i_1}, x_{i_2}, \dots, x_{i_{|C_i|}}\}$ and $C_j = \{x_{j_1}, x_{j_2}, \dots, x_{j_{|C_j|}}\}$ be two cliques in G . Let $V_R = V(G) \setminus (\{x_{i_1}, x_{i_2}, \dots, x_{i_{|C_i|}}\} \cup \{x_{j_1}, x_{j_2}, \dots, x_{j_{|C_j|}}\})$. We say that the cliques C_i and C_j are cycle-free if there exists atleast two vertices $x_k \in C_i$ and $x_{k'} \in C_j$ such that there is no cycle consisting of vertices only from a non-trivial subset of $\{x_k, x_{k'}\}$ and any subset of V_R .

The three examples given below illustrate Definition 2.

Example 2. Consider the side-information graph G_1 given in Fig. 4. In G_1 , an undirected edge represents a clique of

size two. In G_1 , there exist two cliques $\{x_1, x_2, x_3\}$ and $\{x_4, x_5\}$. Let $V_R = V(G_1) \setminus (\{x_1, x_2, x_3\} \cup \{x_4, x_5\}) = \{x_6, x_7, x_8, x_9, x_{10}, x_{11}\}$. In G_1 , every vertex in the clique $\{x_1, x_2, x_3\}$ is having an out going edge to every vertex in the clique $\{x_4, x_5\}$. The vertex x_1 is present in a cycle which comprises of vertices only from the set V_R ($x_1 \rightarrow x_{10} \rightarrow x_{11} \rightarrow x_1$). Similarly, the vertex x_2 is present in a cycle which comprises of vertices only from the set V_R ($x_2 \rightarrow x_8 \rightarrow x_9 \rightarrow x_2$). The vertex x_3 is not present in any cycle comprising of vertices only from the set V_R . In the clique $\{x_4, x_5\}$, both the vertices x_4 and x_5 are not present in any directed cycle which comprises of vertices only from the set V_R . But, there exists a directed cycle comprising of x_3 from clique $\{x_1, x_2, x_3\}$ along with x_5 from clique $\{x_4, x_5\}$ and vertices only from the set V_R ($x_3 \rightarrow x_5 \rightarrow x_6 \rightarrow x_7 \rightarrow x_3$). There also exists a directed cycle comprising of x_3 from clique $\{x_1, x_2, x_3\}$ along with x_4 from clique $\{x_4, x_5\}$ and vertices only from the set V_R ($x_3 \rightarrow x_4 \rightarrow x_6 \rightarrow x_7 \rightarrow x_3$).

Hence, according to Definition 2, the clique $\{x_1, x_2, x_3\}$ and the clique $\{x_4, x_5\}$ are not cycle-free.

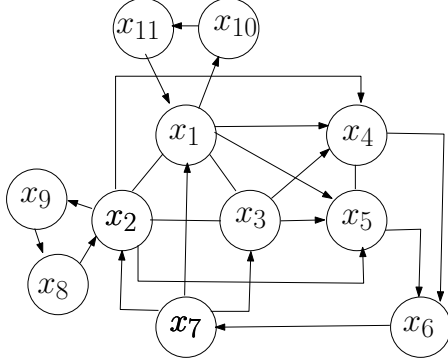


Fig. 4: Side-information graph G_1

Example 3. Consider the side-information graph G_2 given in Fig. 5. The graph in Fig. 5 is same as that of the graph in Fig. 4, except one edge from x_3 to x_5 is removed. In G_2 , there exist two cliques $\{x_1, x_2, x_3\}$ and $\{x_4, x_5\}$. In the graph G_2 , the vertex x_3 in the clique $\{x_1, x_2, x_3\}$ is not present in any cycle comprising of vertices only from the set V_R . The vertex x_5 in the clique $\{x_4, x_5\}$ is not present in any directed cycle which comprises of vertices only from the set V_R . There also does not exist a directed cycle comprising of x_3 from the clique $\{x_1, x_2, x_3\}$ along with x_5 from the clique $\{x_4, x_5\}$ and vertices only from the set V_R .

Hence, according to Definition 2, the clique $\{x_1, x_2, x_3\}$ and the clique $\{x_4, x_5\}$ are cycle-free.

Example 4. Consider the side-information graph G_3 given in Fig. 6. The graph in Fig. 6 is same as that of the graph in Fig. 4, except the direction of one edge from x_6 to x_7 is reversed. In G_3 , there exist two cliques $\{x_1, x_2, x_3\}$ and $\{x_4, x_5\}$ and every vertex in the clique $\{x_1, x_2, x_3\}$ is having an outgoing edge with every vertex of clique $\{x_4, x_5\}$. In the graph G_3 , the vertex x_3 in the clique $\{x_1, x_2, x_3\}$ is not present in any cycle comprising of vertices only from the set V_R . The vertex

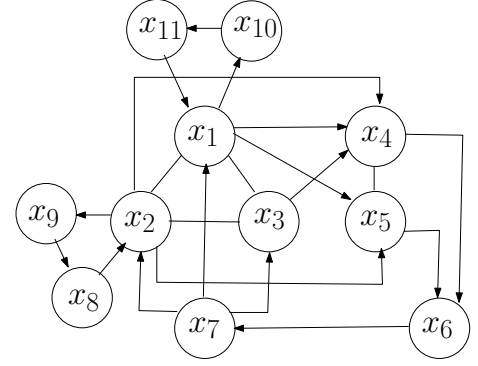


Fig. 5: Side-information graph G_2

x_5 in the clique $\{x_4, x_5\}$ is not present in any directed cycle which comprises of vertices only from the set V_R . There also does not exist a directed cycle comprising of x_3 from the clique $\{x_1, x_2, x_3\}$ along with x_5 from the clique $\{x_4, x_5\}$ and vertices only from the set V_R .

Hence, according to Definition 2, the clique $\{x_1, x_2, x_3\}$ and the clique $\{x_4, x_5\}$ are cycle-free.

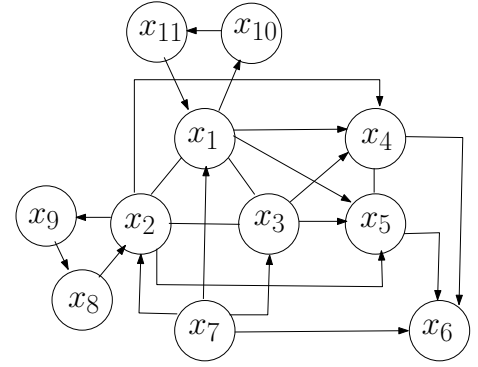


Fig. 6: Side-information graph G_3

Theorem 2 given below identifies the minrank-non-critical edges between cliques.

Theorem 2. Let G be a side-information graph. Let $C_i = \{x_{i_1}, x_{i_2}, \dots, x_{i_{|C_i|}}\}$ and $C_j = \{x_{j_1}, x_{j_2}, \dots, x_{j_{|C_j|}}\}$ be any two cliques in G that are cycle-free. Then all the edges between C_i and C_j are minrank-non-critical.

Proof. Let the number of edges between C_i and C_j be λ . We prove that all these λ edges are minrank-non-critical. Let \tilde{G} be the side-information graph after deleting λ edges between C_i and C_j in G . We prove that the minrank of G can not be less than the minrank of \tilde{G} . Let $V_R = V(G) \setminus (C_i \cup C_j)$. Let G_3 be the induced graph of V_R in G . From Lemma 5, we have

$$\text{minrank}(\tilde{G}) \leq \text{minrank}(G_3) + 2. \quad (3)$$

We show that the minrank of G can not be less than $\text{minrank}(G_3) + 2$. Let $x_k \in C_i$ and $x_{k'} \in C_j$ be the two vertices such that there is no cycle consists of vertices from non-trivial subset of $\{x_k, x_{k'}\}$ and any subset of V_R . Let G_1

be the induced graph of the vertices $\{x_k, x_{k'}\}$ in G . Let G_2 be the induced graph of the vertices $C_i \cup C_j \setminus \{x_k, x_{k'}\}$ in G . We have $V(G) = V(G_1) \cup V(G_2) \cup V(G_3)$.

From Definition 2 and Lemma 4, all incoming and outgoing edges from $V(G_1)$ ($\{x_k, x_{k'}\}$) to V_R (vertices of G_3) are minrank-non-critical. Hence, the vertices in G_1 are connected to G_3 via G_2 . Figure 7 is useful to illustrate G . From Definition 2, there exists no cycle among x_k and $x_{k'}$. Hence, we have $\text{minrank}(G_1)=2$. From Lemma 2, we have

$$\underbrace{2}_{\text{minrank}(G_1)} + \text{minrank}(G_3) \leq \text{minrank}(G) \leq \underbrace{2}_{\text{minrank}(G_1)} + \text{minrank}(G_3) + \text{minrank}(G_2). \quad (4)$$

Hence, from (3) and (4), we have

$$\text{minrank}(\tilde{G}) \leq 2 + \text{minrank}(G_3) \leq \text{minrank}(G).$$

This completes the proof.

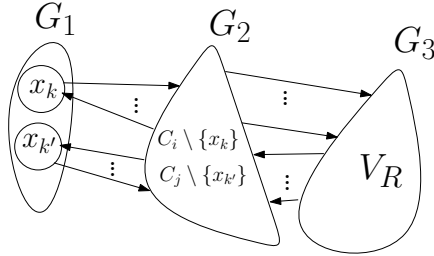


Fig. 7

Note that Definition 2 and Theorem 2 are also applicable if clique C_i is a single vertex (trivial clique) or C_j is a single vertex or both C_i and C_j are single vertices.

Theorem 3. Let G be a side-information graph with K vertices $\{x_1, x_2, \dots, x_K\}$. Let \tilde{G} be the graph obtained from G by the following reduction procedure:

- Find a set of cliques $\{C_1, C_2, \dots, C_t\}$ in G such that all the t cliques partition $V(G)$. Note that any vertex is also a trivial clique of size one. If the cliques C_i and C_j are cycle-free, delete all the edges between C_i and C_j for every $i, j \in [1 : t]$.

Then, $\text{minrank}(G) = \text{minrank}(\tilde{G})$.

Proof. Let C_i and C_j be two cycle-free cliques. From Theorem 2, if C_i and C_j are cycle-free, then all the directed edges between C_i and C_j are minrank-non-critical. Hence, the construction procedure given in the construction of \tilde{G} would not increase the minrank and we have $\text{minrank}(\tilde{G}) = \text{minrank}(G)$. ■

Example 5 given below illustrates Theorem 3.

Example 5. Consider the side-information graph G_3 given in Fig. 6. In G_3 , there exist two cliques $\{x_1, x_2, x_3\}$ and $\{x_4, x_5\}$ and every vertex in the clique $\{x_1, x_2, x_3\}$ is having

an outgoing edge with every vertex of clique $\{x_4, x_5\}$. According to Definition 2, the clique $\{x_1, x_2, x_3\}$ and the clique $\{x_4, x_5\}$ are cycle-free. Hence, from Theorem 2, the six edges from clique $\{x_1, x_2, x_3\}$ to clique $\{x_4, x_5\}$ are minrank-non-critical. Graph \tilde{G}_3 after removing the six minrank-non-critical edges is shown in Fig. 8. From Theorem 3, the minrank of G_3 and \tilde{G}_3 is same.

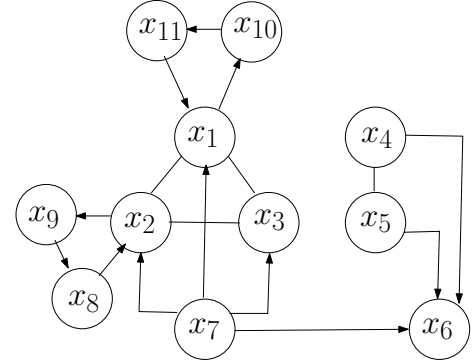


Fig. 8

Theorem 3 reduces the minrank computation problem into a smaller problem in terms of number of edges (number of vertices remain same after reduction). Construction I given in next subsection reduces the minrank computation problem into a smaller problem in terms of both the number of vertices and the number of edges.

■ **A. A heuristic method to reduce the minrank computation problem**

In the following three steps, we give a heuristic approach to reduce the minrank computation problem into a smaller problem. We refer the following three steps as Construction I in the rest of the paper.

Construction I

Step 1: Let \tilde{G} be the graph obtained from Theorem 3 with $\{C_1, C_2, \dots, C_t\}$ being the set of t cliques in G . These t cliques partition $V(\tilde{G}) = \{x_1, x_2, \dots, x_K\}$ (the cliques need not satisfy the cycle-free condition). Note that any vertex is also a trivial clique of size one. Let G_R be the graph obtained from \tilde{G} after the following next two step:

Step 2: Let $\{x_{i_1}, x_{i_2}, \dots, x_{i_{|C_i|}}\}$ be the vertices in the i th clique for $i \in [1 : t]$. If $|C_i| \geq 2$, combine these $|C_i|$ vertices into one new vertex y_i . Else, leave the vertex in C_i as it is.

Step 3: Now the number of vertices is equal to the number of cliques in G , that is t . If the number of directed edges from C_i to C_j in \tilde{G} are $|C_i| \cdot |C_j|$, then introduce a directed edge from y_i to y_j for $i, j \in [1 : t]$. Otherwise, there does not exist a directed edge from y_i to y_j for $i, j \in [1 : t]$.

The reduction of minrank computation problem by using

Theorem 3 and Construction I is summarized below.

$$G \xRightarrow[\text{Theorem 3}]{\Rightarrow} \tilde{G} \xRightarrow[\text{Construction I}]{\Rightarrow} G_R$$

$$\text{minrank}(G) = \text{minrank}(\tilde{G}) \leq \text{minrank}(G_R).$$

In Lemma 6, we give a sufficient condition when the minrank of the graphs G and G_R are equal. The necessary and sufficient conditions that the side-information graph G need to satisfy such that the minrank of G is equal to the minrank of G_R needs further investigation.

For a graph G , the order of an induced acyclic sub-graph formed by removing the minimum number of vertices in G , is called Maximum Acyclic Induced Subgraph ($MAIS(G)$). In [3], it was shown that $MAIS(G)$ lower bounds the minrank of G . That is,

$$\text{minrank}(G) \geq MAIS(G). \quad (5)$$

Lemma 6. Let G be a side-information graph. Let $\{C_1, C_2, \dots, C_t\}$ be a set of t cliques in G obtained in Theorem 3. If every pair of these t cliques are cycle-free, then the minrank of G is equal to the minrank of G_R .

Proof. As there exist t cliques in G_R and every clique requires one index code transmission, we have

$$\text{minrank}(G_R) \leq t. \quad (6)$$

Given every pair of t cliques being cycle-free, from Theorem 3, all the incoming and outgoing edges to every pair of cliques are minrank-non-critical. Let G' be the graph after removing all the incoming and outgoing edges from every pair of cliques. We have

$$\text{minrank}(G) = \text{minrank}(G'). \quad (7)$$

In G' , if we choose one vertex from each clique, then all these t vertices form an acyclic induced subgraph. Hence, we have

$$MAIS(G') \geq t. \quad (8)$$

By combining (5)-(8), we have

$$t \leq MAIS(G) \leq \text{minrank}(G) = \text{minrank}(G') \leq \text{minrank}(G_R) \leq t.$$

This completes the proof. \blacksquare

Lemma 7 given below gives the relation between the index code for G_R and the index code for G .

Lemma 7. Let G be the side-information graph of a single unicast ICP. Let G_R be the graph obtained from G by using Construction I. An index code \mathcal{C} for the ICP represented by G_R can be used as an index code for the ICP represented by G after replacing y_i with the XOR of vertices present in C_i for $i \in [1 : t]$ (y_i and C_i are defined in Construction I).

Proof. In the ICP represented by G , receiver R_j wants to decode x_j for every $j \in [1 : K]$. Let $x_j \in C_i$ for some $i \in [1 : t]$. From Construction I, receiver R_j knows all the messages

corresponding to out neighbourhood of y_i in G_R . Hence, R_j computes y_i from \mathcal{C} and from y_i it computes x_j . \blacksquare

The following three examples illustrate Construction I.

Example 6. Consider the index coding problem represented by the side-information graph G given in Fig. 9. In G , the vertices $\{x_1, x_2, x_3\}$ form a clique of size three and the vertices $\{x_4, x_5\}$ form a clique of size two. In the graph G , there exists a directed edge from every vertex in the clique $\{x_1, x_2, x_3\}$ to every vertex in the clique $\{x_4, x_5\}$ except an edge from x_2 to x_5 . From Construction I, we can combine the vertices $\{x_1, x_2, x_3\}$ into one vertex and the vertices $\{x_4, x_5\}$ into another vertex in the reduced side-information graph G_R . The reduced side-information graph G_R is given in Fig. 10. In this example, the minrank of the graph G is four and the minrank of graph G_R is four. The index code for the index coding problem represented by G_R is $\{y_1, y_4, x_6, x_7\}$ and the index code for the index coding problem represented by G is $\{\underbrace{x_1 + x_2 + x_3}_{y_1}, \underbrace{x_4 + x_5}_{y_4}, x_6, x_7\}$.

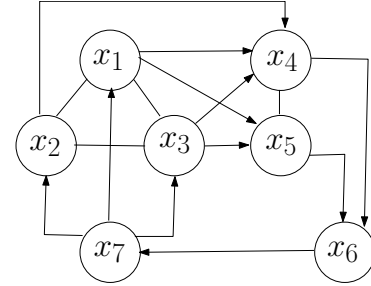


Fig. 9

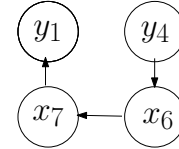


Fig. 10: Reduced side-information of G given in Fig. 9

Example 7. Consider the index coding problem represented by the side-information graph G given in Fig. 11. From Construction I, the reduced side-information graph G_R is given in Fig. 12. In this example, the minrank of the graph G is three and the minrank of graph G_R is three. The index code for the index coding problem represented by G_R is $\{y_1 + y_4, y_4 + x_6, x_6 + x_7\}$ and the index code for the index coding problem represented by G is $\{\underbrace{x_1 + x_2 + x_3}_{y_1}, \underbrace{x_4 + x_5}_{y_4}, \underbrace{x_4 + x_5 + x_6}_{y_4}, x_6 + x_7\}$.

In Example 6 and Example 7, the minrank of side-information graph before and after reduction by using Construction I is same. However, the reduction method given in Construction I may not necessarily keep the rank same. For some graphs, the reduction procedure given in Construction I

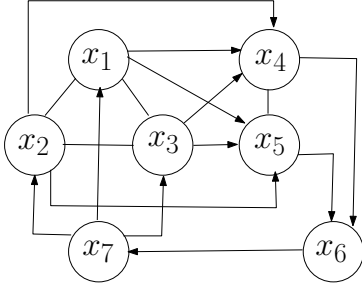


Fig. 11

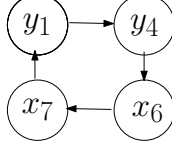


Fig. 12: Reduced side-information of G given in Fig. 11

may increase the minrank of reduced side-information graph. Example 8 given below is useful to understand this.

Example 8. Consider the index coding problem represented by the side-information graph G given in Fig. 13. In G , the vertices $\{x_1, x_2, x_3\}$ form a clique of size three and the vertices $\{x_4, x_5\}$ form a clique of size two. In the graph G , there exists a directed edge from every vertex in the clique $\{x_1, x_2, x_3\}$ to every vertex in the clique $\{x_4, x_5\}$. But, there does not exist an edge from every vertex in the clique $\{x_4, x_5\}$ to x_6 . From Construction I, the reduced side-information graph G_R is given in Fig. 14. In this example, the minrank of the graph G is nine, but the minrank of graph G_R is ten.

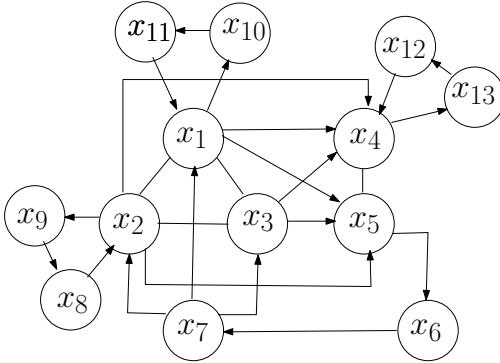


Fig. 13: Side-information graph G with minrank nine

In Theorem 3 and Construction I, it is assumed that the cliques in the graph are known. Note that finding a clique cover of a graph is an NP-hard problem. There exist various heuristic algorithms to find clique covers. In the Appendix, we give a heuristic algorithm to find the cliques by using binary operations on the adjacency matrix. There exist polynomial time cycle detection algorithms to check the cycle among a given set of vertices [13]. Hence, given two cliques, one can

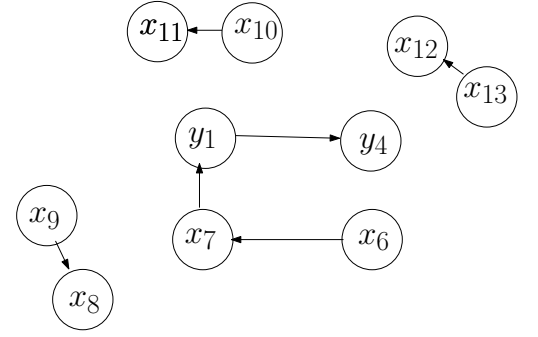


Fig. 14: Reduced side-information of G given in Fig. 13

find whether two cliques are cycle-free or not in polynomial time.

III. CODE CONSTRUCTION FOR GROUPCAST INDEX CODING PROBLEMS

In this section, we give a method to convert a groupcast index coding problem into a single unicast index coding problem. This method, along with the other techniques given in this paper leads to a construction of index code for groupcast index coding problem.

A. Converting groupcast ICP into single unicast ICP

Consider a groupcast index coding problem with K messages $\{x_1, x_2, \dots, x_K\}$ and a set of m receivers $\{R_1, R_2, \dots, R_m\}$. Let \mathcal{W}_k be the want-set and \mathcal{K}_k be the side-information of receiver R_k for $k \in [1 : m]$. In groupcast index coding problem, there are no restrictions on want-set and side-information of each receiver.

Theorem 4. Consider a groupcast index coding problem with K messages and m receivers. Let γ_k be the set of receivers wanting the message x_k for $k \in [1 : K]$ and

$$\tilde{\mathcal{K}}_k = \bigcap_{\forall R_j \in \gamma_k} \mathcal{K}_j.$$

Consider a single unicast index coding problem with K messages $\{x_1, x_2, \dots, x_K\}$ and K receivers $\{\tilde{R}_1, \tilde{R}_2, \dots, \tilde{R}_K\}$. The k th receiver \tilde{R}_k wanting x_k and having the side-information $\tilde{\mathcal{K}}_k$. Then, any index code for this single unicast ICP is also an index code for the groupcast ICP.

Proof. Let \mathcal{C} be the index code for the converted single unicast index coding problem. From \mathcal{C} , every receiver \tilde{R}_k for $k \in [1 : K]$ can decode its wanted message x_k . From the definition of $\tilde{\mathcal{K}}_k$, we have

$$\mathcal{K}_k \supseteq \bigcup_{\forall x_j \in \mathcal{W}_k} \tilde{\mathcal{K}}_j$$

for $k \in [1 : m]$. Hence, receiver R_k for $k \in [1 : m]$ can decode all its wanted messages in \mathcal{W}_k from the given index code \mathcal{C} . ■

B. Steps to construct index code for groupcast index coding problems

In the following four steps, we give a heuristic approach to construct an index code for groupcast index coding problems. We refer the following four steps as Construction II in the rest of the paper.

Construction II

Step 1. Convert the given groupcast index coding problem into a single unicast index coding problem by using Theorem 4.

Step 2. Find the clique cover by using Algorithm 1. Reduce the given minrank problem into a smaller problem by using Construction I.

Step 3. Find the cycle cover in the reduced minrank problem by using any cycle cover algorithm.

Step 4. Construct the index code by using the clique cover and cycle cover found in Step 2 and Step 3.

The other method that can be used to construct index codes for groupcast problems is partition multicast [12]. However, the partition multicast is NP-hard and requires higher field size. The field size required in partition multicast depends on the number of messages in a partition and the number of messages known to each receiver in the partition. Whereas, Construction II can be used to construct index code in polynomial time and this method is independent of field size. Note that both partition multicast and Construction II are suboptimal in the length of index code.

Example 9. Consider a groupcast index coding problem with seven messages and ten receivers as given in Table I. The single unicast index coding problem corresponding to the groupcast index coding problem obtained from Theorem 4 is given in Table II. Cliques in this single unicast index coding problem can be found by using Algorithm 1 and this single unicast index coding problem can be converted into a reduced index coding problem by using Construction I. The side-information graph of single unicast ICP given in Table II and its reduced side-information graph are shown in Fig. 15 and Fig. 16. The minrank of G_R and hence the minrank of G is four. The index code for the index coding problem represented by G_R is $\{y_1 + x_3, x_3 + y_4, y_4 + x_6, x_6 + x_7\}$ and the index code for the index coding problem represented by G is $\{\underbrace{x_1 + x_2 + x_3}_{y_1}, x_3 + \underbrace{x_4 + x_5}_{y_4}, \underbrace{x_4 + x_5 + x_6}_{y_4}, x_6 + x_7\}$.

Note 1. For the groupcast index coding problem given in Table I, the index code length obtained by using partition multicast is five, whereas, by using Construction II, we can construct index code of length four as shown in Example 9.

Example 10. Some of the groupcast index coding problems in which the length of the index code given by Construction II is less than the length obtained from partition multicast are given in Table III. In Table III, we use K, m, l^* and l_{PM} to denote number of messages, number of receivers, length of index code by using Construction II and length of index code by using partition multicast respectively. The minimum

R_k	\mathcal{W}_k	\mathcal{K}_k
R_1	x_1, x_4	x_2, x_3, x_5, x_6
R_2	x_1, x_5	x_2, x_3, x_4, x_6
R_3	x_2, x_4	x_1, x_3, x_5, x_6
R_4	x_4, x_7	x_1, x_2, x_5, x_6
R_5	x_7	x_1, x_2
R_5	x_3, x_6	x_4, x_5, x_7
R_6	x_3	x_4, x_5
R_7	x_5, x_7	x_1, x_2, x_4, x_6
R_8	x_2, x_6	x_1, x_3, x_7
R_9	x_6, x_1	x_2, x_3, x_7
R_{10}	x_2, x_5	x_1, x_3, x_4, x_6

TABLE I:

R_k	\mathcal{W}_k	\mathcal{K}_k
\tilde{R}_1	x_1	x_2, x_3
\tilde{R}_2	x_2	x_1, x_3
\tilde{R}_3	x_3	x_4, x_5
\tilde{R}_4	x_4	x_5, x_6
\tilde{R}_5	x_5	x_2, x_4, x_6
\tilde{R}_6	x_6	x_7
\tilde{R}_7	x_7	x_1, x_2

TABLE II: Single unicast ICP obtained from Theorem 4 for the groupcast ICP given in Table I

field size required to construct the index code is mentioned with the length of index code in both the methods. For the groupcast index coding problem given in S. No. 6 of Table III, the minimum field size required in partition multicast is \mathbb{F}_{11} , whereas Construction II gives the index code in \mathbb{F}_2 and the length of index code given by Construction II is one less than that of partition multicast.

IV. CONCLUSION AND DISCUSSIONS

In this paper, we give a method to find some of the minrank-non-critical edges in the side-information graph. We give a simple heuristic method to find the clique cover by using binary operations on adjacency matrix. We presented a method to address groupcast index coding problems. It is interesting to analyze more properties of minrank and design algorithms to compute the minrank of a side-information graph in a more efficient way.

ACKNOWLEDGEMENT

This work was supported partly by the Science and Engineering Research Board (SERB) of Department of Science and Technology (DST), Government of India, through J.C. Bose National Fellowship to B. Sundar Rajan.

REFERENCES

- [1] Y. Birk and T. Kol, "Coding-on-demand by an informed-source (IS-COD) for efficient broadcast of different supplemental data to caching clients", in *IEEE Trans. Inf. Theory.*, vol. 52, no.6, pp.2825-2830, June 2006.

S.No	K	m	\mathcal{W}_k	\mathcal{K}_k	Index Code	l^*	l_{PM}
1	6	5	$\mathcal{W}_1 = \{x_1, x_6\}, \mathcal{W}_2 = \{x_2, x_6\}$ $\mathcal{W}_3 = \{x_3\}, \mathcal{W}_4 = \{x_4\}$ $\mathcal{W}_5 = \{x_5, x_6\}$.	$\mathcal{K}_1 = \{x_2, x_3, x_4\}, \mathcal{K}_2 = \{x_1, x_3, x_4\}$ $\mathcal{K}_3 = \{x_1, x_2, x_4\}, \mathcal{K}_4 = \{x_5\}$ $\mathcal{K}_5 = \{x_1, x_2, x_3\}$.	$\mathcal{C} = \{x_1 + x_2 + x_3 + x_4,$ $x_4 + x_5, x_6\}$	3 (\mathbb{F}_2)	4 (\mathbb{F}_2)
2	9	8	$\mathcal{W}_1 = \{x_1, x_2\}, \mathcal{W}_2 = \{x_3, x_5\}$ $\mathcal{W}_3 = \{x_4, x_9\}, \mathcal{W}_4 = \{x_7\}$ $\mathcal{W}_5 = \{x_4, x_8\}, \mathcal{W}_6 = \{x_6\}$. $\mathcal{W}_7 = \{x_1, x_4\}, \mathcal{W}_8 = \{x_6, x_9\}$.	$\mathcal{K}_1 = \{x_3, x_4, x_5\},$ $\mathcal{K}_2 = \{x_2, x_4, x_7, x_8\}, \mathcal{K}_3 = \{x_1, x_6\},$ $\mathcal{K}_4 = \{x_8, x_9\}, \mathcal{K}_5 = \{x_6, x_7, x_9\},$ $\mathcal{K}_6 = \{x_2, x_3\}, \mathcal{K}_7 = \{x_5, x_6\},$ $\mathcal{K}_8 = \{x_1, x_2, x_3\},$	$\mathcal{C} = \{x_1 + x_5,$ $x_5 + x_7 + x_8,$ $x_7 + x_8 + x_9,$ $x_2 + x_3 + x_4,$ $x_4 + x_6\}$	5 (\mathbb{F}_2)	7 (\mathbb{F}_2)
3	7	8	$\mathcal{W}_1 = \{x_1, x_7\}, \mathcal{W}_2 = \{x_3, x_6\}$ $\mathcal{W}_3 = \{x_2, x_6\}, \mathcal{W}_4 = \{x_4, x_7\}$ $\mathcal{W}_5 = \{x_5\}, \mathcal{W}_6 = \{x_5, x_6\}$. $\mathcal{W}_7 = \{x_2\}, \mathcal{W}_8 = \{x_1\}$.	$\mathcal{K}_1 = \{x_3, x_6\}, \mathcal{K}_2 = \{x_2, x_4, x_7\}$ $\mathcal{K}_3 = \{x_4, x_5, x_7\}, \mathcal{K}_4 = \{x_2, x_5, x_7\}$ $\mathcal{K}_5 = \{x_1\}, \mathcal{K}_6 = \{x_1, x_7\}$. $\mathcal{K}_7 = \{x_4, x_5\}, \mathcal{K}_8 = \{x_3\}$.	$\mathcal{C} = \{x_1 + x_3,$ $x_2 + x_3 + x_4,$ $x_2 + x_4 + x_5\},$ $x_6 + x_7\}$	4 (\mathbb{F}_2)	5 (\mathbb{F}_2)
4	12	6	$\mathcal{W}_1 = \{x_1, x_7, x_9\},$ $\mathcal{W}_2 = \{x_1, x_{11}, x_{12}\},$ $\mathcal{W}_3 = \{x_2, x_{12}\},$ $\mathcal{W}_4 = \{x_3, x_5, x_{10}\},$ $\mathcal{W}_5 = \{x_4, x_6\}, \mathcal{W}_6 = \{x_3, x_8\}$.	$\mathcal{K}_1 = \{x_2, x_3, x_{10}, x_{11}, x_{12}\}$ $\mathcal{K}_2 = \{x_2, x_3, x_5, x_6, x_8, x_{10}\}$. $\mathcal{K}_3 = \{x_1, x_3, x_5, x_6\}$ $\mathcal{K}_4 = \{x_4, x_6, x_7, x_8, x_{11}\}$. $\mathcal{K}_5 = \{x_1, x_2, x_5, x_7\}, \mathcal{K}_6 = \{x_4, x_9\}$.	$\mathcal{C} = \{x_1 + x_2 + x_3,$ $x_5 + x_6 + x_{12},$ $x_5 + x_6 + x_7,$ $x_3 + x_4, x_8 + x_9,$ $x_9 + x_{10} + x_{11}\}$	6 (\mathbb{F}_2)	9 (\mathbb{F}_2)
5	12	6	$\mathcal{W}_1 = \{x_1, x_7, x_9\},$ $\mathcal{W}_2 = \{x_1, x_{11}, x_{12}\},$ $\mathcal{W}_3 = \{x_2, x_{12}\},$ $\mathcal{W}_4 = \{x_3, x_5, x_{10}\},$ $\mathcal{W}_5 = \{x_4, x_6\}, \mathcal{W}_6 = \{x_3, x_8\}$.	$\mathcal{K}_1 = \{x_2, x_3, x_{10}, x_{11}, x_{12}\}$ $\mathcal{K}_2 = \{x_2, x_3, x_5, x_6, x_8, x_{10}\}$. $\mathcal{K}_3 = \{x_1, x_3, x_5, x_6\}$ $\mathcal{K}_4 = \{x_4, x_6, x_7, x_8, x_{11}\}$. $\mathcal{K}_5 = \{x_1, x_2, x_5, x_7\},$ $\mathcal{K}_6 = \{x_4, x_5, x_6, x_9\}$.	$\mathcal{C} = \{x_1 + x_2 + x_3,$ $x_5 + x_6 + x_{12},$ $x_5 + x_6 + x_7,$ $x_3 + x_4, x_8 + x_9,$ $x_9 + x_{10} + x_{11}\}$	6 (\mathbb{F}_2)	8 (\mathbb{F}_{13})
6	10	8	$\mathcal{W}_1 = \{x_1, x_2, x_{10}\},$ $\mathcal{W}_2 = \{x_3, x_5, x_{10}\},$ $\mathcal{W}_3 = \{x_4, x_9\}, \mathcal{W}_4 = \{x_7\},$ $\mathcal{W}_5 = \{x_4, x_8\}, \mathcal{W}_6 = \{x_6\},$ $\mathcal{W}_7 = \{x_1, x_4\}, \mathcal{W}_8 = \{x_6, x_9\}$.	$\mathcal{K}_1 = \{x_3, x_4, x_5\},$ $\mathcal{K}_2 = \{x_2, x_4, x_7, x_8\},$ $\mathcal{K}_3 = \{x_1, x_6, x_{10}\}, \mathcal{K}_4 = \{x_8, x_9, x_{10}\},$ $\mathcal{K}_5 = \{x_6, x_7, x_9\}, \mathcal{K}_6 = \{x_2, x_3, x_{10}\},$ $\mathcal{K}_7 = \{x_5, x_6, x_{10}\}, \mathcal{K}_8 = \{x_1, x_2, x_3\},$	$\mathcal{C} = \{x_1 + x_5,$ $x_5 + x_7 + x_8,$ $x_7 + x_8 + x_9,$ $x_2 + x_3 + x_4,$ $x_4 + x_6, x_{10}\}$	6 (\mathbb{F}_2)	7 (\mathbb{F}_{11})

TABLE III: Some instances of the groupcast index coding problem where the length of the index code given by Construction II is less than the length obtained from partition multicast.

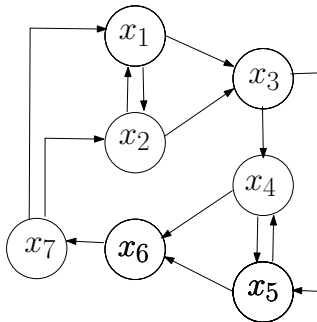


Fig. 15: Side-information graph of single unicast ICP given in Table II

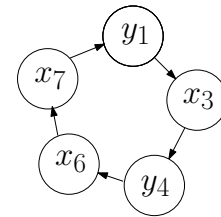


Fig. 16: Reduced side-information of G given in Fig. 15

[2] L. Ong and C K Ho, "Optimal Index Codes for a Class of Multicast Networks with Receiver Side Information", in *Proc. IEEE ICC*, 2012, pp. 2213-2218.

[3] Z. Bar-Yossef, Z. Birk, T. S. Jayram, and T. Kol, "Index coding with side information", in *IEEE Trans. Inf. Theory*, vol. 57, no.3, pp.1479-1494, Mar. 2011.

[4] S. H. Dau, V. Skachek, and Y. M. Chee, "Error Correction for Index Coding With Side Information", in *IEEE Trans. Inf. Theory*, vol. 59, no.3, pp.1517-1531, Mar. 2013.

[5] M. Tahmasbi, A. Shahrabi and A. Gohari, "Critical Graphs in Index Coding", in *IEEE Journal in selected areas of Communications*, vol. 33, no.2, pp.225-235, Feb. 2015.

[6] B. Recht, M. Fazel and P. Parrilo, "Guaranteed minimum-rank solutions on linear matrix equations via nuclear norm minimization," *SIAM Review*, vol. 52, no. 3, pp. 471-501, 2010.

[7] H. Esfahanizadeh, F. Lahouti, and B. Hassibi, "A matrix completion approach to linear index coding problem," *ITW 2014*, Australia, November 2014.

[8] S. Kwak, J. So, and Y. Sung, "A Extended Least Difference Greedy Clique-Cover Algorithm for Index Coding," *ISIT 2014*, Australia, 2014.

[9] Koshy. T, "Discrete mathematics with applications," Academic Press, 2003.

[10] M. Awais and J. Qureshi, "Efficient coding for unicast flows in opportunistic wireless networks," *IET Communications*, 2017, Vol. 11,

Iss. 4, pp. 584–592.

- [11] B. Bollobas and P. Erdosw, “Cliques in random graphs”, Mathematical Proceedings of the Cambridge 1976.
- [12] A. S. Tehrani, A. G. Dimakis, and M. J. Neely, “Bipartite index coding,” in *Proc. IEEE ISIT 2012*, pp. 2246–2250.
- [13] J. A. Bondy and U. S. R. Murty, “Graph theory”, Graduate texts in mathematics 244, Springer.
- [14] G. R. Grimmett and C. J. H. McDiarmid, “On colouring random graphs”, *Math. Proc. Cambridge Philos. Soc.* 77, 1975, pp. 313-324.

APPENDIX

A HEURISTIC ALGORITHM TO FIND A CLIQUE COVER

Birk *et al.* [1] proposed least difference greedy (LDG) clique cover algorithm to find the cliques in side-information graph. Kwak *et al.* [8] improved the LDG algorithm by proposing extended least difference greedy (ELDG) clique cover algorithm to find the cliques in side-information graph. However, the way the cliques are found in both LDG and ELDG algorithms depends also on the directed edges in the side-information graph which do not contribute to cliques. In this section, we give a method for the heuristic search of the cliques in the side-information graph by using binary operations on the adjacency matrix.

LDG and ELDG algorithms use fitting matrix to find cliques, whereas the algorithm presented in this paper use the adjacency matrix. LDG and ELDG algorithms are given below for continuity and completeness of presentation.

A. Least Difference Greedy Clique-Cover Algorithm

The distance between two rows in a fitting matrix is defined as the sum of the inter-entry distance, where the inter-entry distance d is defined as

$$d(0, 0) = d(1, 1) = d(*, *) = 0, \quad (9)$$

$$d(0, *) = d(1, *) = 1, \text{ and } d(0, 1) = \infty. \quad (10)$$

Based on the defined inter-row distance, the LDG algorithm finds the minimum distance among all possible pairs of two rows in a fitting matrix and merges two rows with the minimum inter-row distance, and then iterates this procedure until all inter-row distances become infinite.

B. Extended Least Difference Greedy Clique-Cover Algorithm

The ELDG algorithm is based on the observation that the minrank of the fitting matrix \mathbf{A} and \mathbf{A}^T is same. In ELDG algorithm, the LDG algorithm is applied on both the rows and columns of the fitting matrix and the algorithm chooses the row/column merging requiring less '*s'.

In both LDG and ELDG algorithms, the inter-row distance given in (9) depends on directed edges which do not contribute to any cliques. Hence, some of the directed edges present in the graph can mislead the row/column merging in ELDG algorithm. Consider the side information graph G given in Fig. 17. The row inter entry distances (denoted by $d_r(i, j)$ for the i th and j th rows) and the column inter entry distances (denoted by $d_c(i, j)$ for the i th and j th columns) are given in Table IV and V. In Table IV and V, the inter row and inter column

distances is the minimum between rows 2 and 4 and columns 3 and 5. Hence, in G , the ELDG algorithm merges the two sets of rows (2, 4) and (3, 5). Hence, the rank reduction by ELDG algorithm is two, whereas, one can reduce the rank by three by merging the rows (1, 2, 3) and (4, 5).

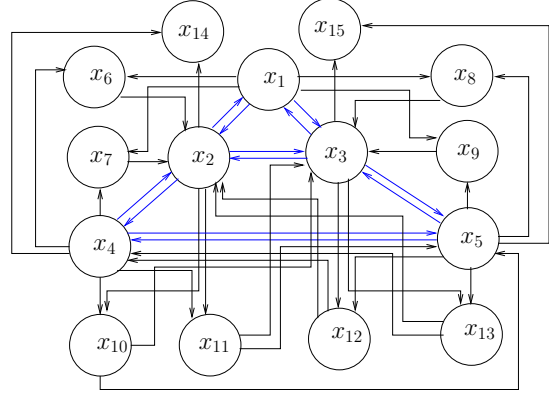


Fig. 17

$d_r(1, 2) = 9$	$d_r(1, 3) = 9$	$d_r(1, j) = \infty$ for $j \in [4 : 13]$
$d_r(2, 3) = 8$	$d_r(2, 4) = 7$	$d_r(1, j) = \infty$ for $j \in [5 : 13]$
$d_r(3, 4) = \infty$	$d_r(3, 5) = 7$	$d_r(3, j) = \infty$ for $j \in [6 : 13]$
$d_r(4, 5) = 11$	$d_r(4, 6) = \infty$	$d_r(1, j) = \infty$ for $j \in [7 : 13]$

TABLE IV: Row inter-entry distances of G given in Fig. 17

$d_c(1, 2) = 8$	$d_c(1, 3) = 8$	$d_c(1, j) = \infty$ for $j \in [4 : 13]$
$d_c(2, 3) = 11$	$d_c(2, 4) = 7$	$d_c(1, j) = \infty$ for $j \in [5 : 13]$
$d_c(3, 4) = \infty$	$d_c(3, 5) = 7$	$d_c(1, j) = \infty$ for $j \in [6 : 13]$
$d_c(4, 5) = 8$	$d_c(4, 6) = \infty$	$d_c(1, j) = \infty$ for $j \in [7 : 13]$

TABLE V: Column inter-entry distances of G given in Fig. 17

The Hadamard product of two matrices \mathbf{A} and \mathbf{B} is denoted

$$\begin{bmatrix} 1 & * & * & 0 & 0 & * & * & * & * & 0 & 0 & 0 & 0 & 0 & 0 \\ * & 1 & * & * & 0 & 0 & 0 & 0 & 0 & * & * & 0 & 0 & 0 & 0 \\ * & * & 1 & 0 & * & 0 & 0 & 0 & 0 & 0 & 0 & * & * & 0 & 0 \\ 0 & * & 0 & 1 & * & * & * & 0 & 0 & * & * & 0 & 0 & 0 & 0 \\ 0 & 0 & * & * & 1 & 0 & 0 & * & * & 0 & 0 & * & * & 0 & 0 \\ 0 & * & 0 & 0 & 0 & 1 & 0 & 0 & 0 & 0 & 0 & 0 & 0 & 0 & 0 \\ 0 & * & 0 & 0 & 0 & 0 & 1 & 0 & 0 & 0 & 0 & 0 & 0 & 0 & 0 \\ 0 & 0 & * & 0 & 0 & 0 & 0 & 1 & 0 & 0 & 0 & 0 & 0 & 0 & 0 \\ 0 & 0 & * & 0 & * & 0 & 0 & 0 & 1 & 0 & 0 & 0 & 0 & 0 & 0 \\ 0 & 0 & * & 0 & * & 0 & 0 & 0 & 0 & 1 & 0 & 0 & 0 & 0 & 0 \\ 0 & * & 0 & * & 0 & 0 & 0 & 0 & 0 & 0 & 1 & 0 & 0 & 0 & 0 \\ 0 & * & 0 & * & 0 & 0 & 0 & 0 & 0 & 0 & 0 & 1 & 0 & 0 & 0 \\ 0 & * & 0 & * & 0 & 0 & 0 & 0 & 0 & 0 & 0 & 0 & 1 & 0 & 0 \\ 0 & 0 & * & 0 & * & 0 & 0 & 0 & 0 & 0 & 0 & 0 & 0 & 0 & 1 \end{bmatrix}.$$

Fig. 18: Fitting matrix of side-information given in Fig. 17

by $\mathbf{A} \circ \mathbf{B}$ and defined by $(\mathbf{A} \circ \mathbf{B})(i, j) = \mathbf{A}(i, j) \cdot \mathbf{B}(i, j)$. That is, the Hadamard product of two matrices is the element wise binary and operation of its elements.

Lemma 8. Let \mathbf{A} be the adjacency matrix of the graph G , define $\mathbf{B} = \mathbf{A}^\top \circ \mathbf{A}$. The matrix \mathbf{B} is a symmetric matrix and represents the location of undirected edges in G .

Proof. If there exists a directed edge from x_i to x_j , we have $\mathbf{A}(i, j) = 1$, $\mathbf{A}(j, i) = 0$, $\mathbf{A}^\top(i, j) = 0$ and $\mathbf{A}^\top(j, i) = 1$. Hence, we have

$$\begin{aligned} \mathbf{B}(i, j) &= \mathbf{A}(i, j)^\top \circ \mathbf{A}(i, j) = 0, \text{ and} \\ \mathbf{B}(j, i) &= \mathbf{A}(j, i)^\top \circ \mathbf{A}(j, i) = 0. \end{aligned}$$

If there exists an undirected edge from x_i to x_j , we have $\mathbf{A}(i, j) = 1$, $\mathbf{A}(j, i) = 1$, $\mathbf{A}^\top(i, j) = 1$ and $\mathbf{A}^\top(j, i) = 1$. Hence, we have

$$\begin{aligned} \mathbf{B}(i, j) &= \mathbf{A}^\top(i, j) \circ \mathbf{A}(i, j) = 1, \text{ and} \\ \mathbf{B}(j, i) &= \mathbf{A}^\top(j, i) \circ \mathbf{A}(j, i) = 1. \end{aligned}$$

This completes the proof. \blacksquare

By using Lemma 8, in Algorithm 1, we give a heuristic method to find the cliques in the side-information graph. In the l th iteration, Algorithm 1 finds cliques of size two in the adjacency matrix given by $(l-1)$ th iteration. Note that every row (or column) of the adjacency matrix in $(l-1)$ th iteration corresponds to a clique detected in $(l-1)$ th iteration.

C. Algorithm description

In the first iteration, the algorithm finds cliques of size two in G . That is, after the first iteration every row (or column) in \mathbf{A} represents a vertex in G or a clique of size two in G . Similarly, after second iteration, every row (or column) in \mathbf{A} represents a vertex in G or a clique of size 2/3/4 in G . The iterations continue until there exist no more combinable rows and columns in the matrix \mathbf{A} obtained from the previous iteration (this condition is equivalent to $\mathbf{B} = 0$). In Step 4.1, the row indices are arranged in the ascending order of their Hamming weights to ensure that the algorithm first combines the vertices which are connected with less number of undirected edges (the vertices which are connected with more number of undirected edges have more options for combining, hence they are treated later in the order).

The purpose of different sets used in Algorithm 1 are given below.

- The set S keeps track of two tuples of row indices that form a clique in the present iteration
- The set D keeps track of the indices of rows which would be merged with the other rows. The rows and columns corresponding to the indices present in D would be deleted before going to the next iteration.
- The set E keeps track of the rows in \mathbf{B} whose Hamming weight is zero. The rows and columns corresponding to the indices present in E would be deleted before going to the next iteration.
- The sets $C_{k_1}, C_{k_2}, \dots, C_{k_n}$ give the cliques identified till the present iteration.

Algorithm 1 Heuristic algorithm to find a clique cover of a side-information graph

- 1: \mathbf{A} is the adjacency matrix of graph G of order $V(G) \times V(G)$.
 - 2: $C_i = \{i\}, i = 1, 2, \dots, V(G)$, $C = \phi$ and $n = V(G)$.
 - 3: $\mathbf{B} = \mathbf{A}^\top \circ \mathbf{A}$ and $S = \phi, D = \phi, E = \phi$.
 - 4: **if** \mathbf{B} is a zero matrix **then**, goto step 5
 - 4.1: Let $R = \{k_1, k_2, \dots, k_n\}$ be the set of row indices in the ascending order of their Hamming weights (\mathbf{A} is a $n \times n$ matrix).
 - 4.2: $i = 1$ and $t = 0$.
 - 4.3: **if** $wt(k_i) = 0$ **then**,
 - 4.4: $E = E \cup \{k_i\}$ and $i \leftarrow i + 1$, repeat step 4.3.
 - 4.4: **else if** $B(k_i, k_j) = 1$ (WLOG we assume $k_j > k_i$)
 - $S \leftarrow S \cup \{(k_i, k_j)\}$, $C_{k_i} = C_{k_i} \cup C_{k_j}$ and $C_{k_j} = \phi$.
 - $R \leftarrow R \setminus \{k_i, k_j\}$.
 - $i \leftarrow i + 1$ and $t = t + 1$.
 - **if** $i < n$ **then**, repeat Step 4.4.
 - 4.5: $S_1 = S$.
 - 4.6: **if** $(r_i, r_j) \in S_1$ **then**,
 - $A(r_i, :) = A(r_i, :) \circ A(r_j, :)$.
 - $S_1 = S_1 \setminus \{(r_i, r_j)\}$.
 - **if** $S_1 \neq \phi$ **then**, repeat Step 4.6.
 - 4.7: $S_2 = S$.
 - 4.8: **if** $(r_i, r_j) \in S_2$ **then**,
 - $A(:, r_i) = A(:, r_i) \circ A(:, r_j)$.
 - $S_2 = S_2 \setminus \{(r_i, r_j)\}$.
 - $D = D \cup \{j\}$
 - **if** $S_2 \neq \phi$ **then**, repeat Step 4.8.
 - 4.9: Delete the rows and columns in the $n \times n$ matrix \mathbf{A} whose indices are present in the set D and E . Output the C_j s for every $j \in D$.
 - 4.10: **do** {
 - 4.11: Let d_{k_i} be the number of rows deleted in \mathbf{A} above k_i (rows whose indices less than k_i). $C_{k_i - d_{k_i}} = C_{k_i}$ and $t = t - 1$.
 - 4.12: **while** $\{t > 0\}$.
 - 4.13: $n = n - |D| - |E|$.
 - 4.14: Goto Step 3.
-

D. Computational complexity of Algorithm 1

By using Algorithm 1, all cliques of size two can be found by using n^2 binary *AND* operations. If the graph consists of a clique of maximum size l , after atmost l iterations the matrix \mathbf{B} becomes zero. Therefore the computational complexity of finding all m -cliques is less than ln^2 binary *AND* operations.

For the given graph G , Algorithm 1 finds all cliques of size two and combines them in the first iteration. Similarly, in l th iteration, Algorithm 1 finds and combines all cliques of size two in the graph corresponding to the adjacency matrix obtained from $(l-1)$ th iteration. However, Algorithm 1 can be modified to combine only one clique of size two in every iteration. This might yield less number of cliques in some

side-information graphs at the cost of more iterations.

Example 11. For the side-information graph given in Fig. 17, in the first iteration, Algorithm 1 finds all the cliques of size two and merges the cliques $\{4, 5\}$ and $\{1, 2\}$. In the second iteration, Algorithm 1 combines the cliques $\{1, 2\}$ and $\{3\}$. After second iteration, \mathbf{B} is zero and Algorithm 1 outputs the cliques $\{1, 2, 3\}$ and $\{4, 5\}$.