

Multi-stream dynamic video Summarization

Mohamed Elfeki¹, Aidean Sharghi¹, Srikrishna Karanam², Ziyang Wu², and Ali Borji

¹University of Central Florida, ²Siemens Corporate Technology, Princeton

{elfeki, sharghi}@cs.ucf.edu, {first.last}@siemens.com, aliborji@gmail.com

Abstract

With vast amounts of video content being uploaded to the Internet every minute, video summarization becomes critical for efficient browsing, searching, and indexing of visual content. Nonetheless, the spread of social and egocentric cameras creates an abundance of sparse scenarios captured by several devices, and ultimately required to be jointly summarized. In this paper, we discuss the problem of summarizing videos recorded simultaneously by several dynamic cameras that intermittently share the field of view. We present a robust framework that (a) identifies a diverse set of important events among moving cameras that often are not capturing same scene, and (b) selects the most representative view(s) at each event to be included in a universal summary. Due to the lack of an applicable alternative, we collected a new multi-view egocentric dataset, Multi-Ego. Our dataset is recorded simultaneously by three cameras, covering a wide variety of real-life scenarios. The footage is annotated by multiple individuals under various summarization configurations, with a consensus analysis ensuring a reliable ground truth. We conduct extensive experiments on the compiled dataset in addition to three other standard benchmarks that show the robustness and the advantage of our approach on both supervised and unsupervised settings. Additionally, we show that our approach learns collectively from data of varied number-of-views and orthogonal to other summarization methods, deeming it scalable and generic. Our materials are made publicly available. ¹

1. Introduction

In a world where nearly everyone has several mobile cameras ranging from smart-phones to body-cameras [28, 41], brevity becomes no longer an accessory. It is rather essential to efficiently extract important and relevant contents from this immense array of static and moving cameras. The task of video summarization aims at selecting a set of frames or segments from a visual sequence such that it contains most important and representative events across

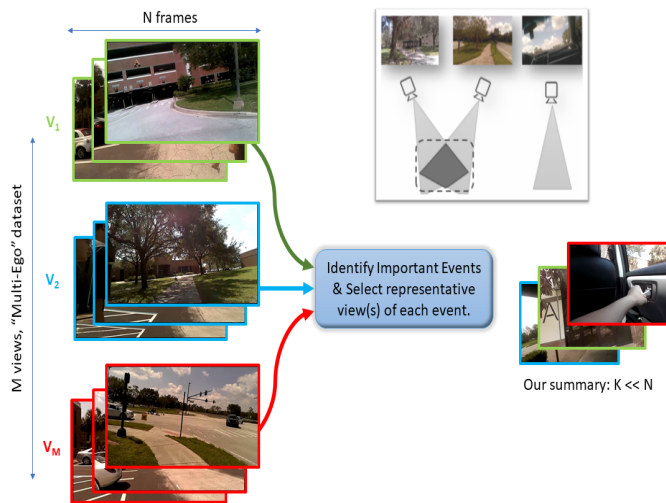


Figure 1: Several views are recorded simultaneously and intermittently overlap their fields-of-view. Our approach dynamically accounts for inter- and intra-view dependencies, providing a comprehensive summary of all views.

all the sequence. Not only is summarization useful for efficiently extracting the substance of data, it also serves many other applications such as video indexing [14], video retrieval [45], and anomaly detection [7].

We consider a generic setting where multiple users have egocentric cameras that record simultaneous footage. Since users are allowed to move freely in an uncontrolled environment, cameras' fields-of-view may or may not overlap through the sequence. Unlike fixed-camera videos, egocentric footage often displays rapid changes in illumination, unpredictable camera motion, unusual composition and viewpoints, and often complex hand-object manipulations. Thus, a universal summary should capture a diverse set of important events across all different viewpoints, while being robust to egocentric noise. Additionally, whenever an event is being captured by more than one camera, the summary should only include the most representative view (or several views) and dismiss the rest.

This setting presents itself in several real-life scenarios where many egocentric videos are required to be summarized simultaneously. For instance, rising claims of po-

¹<https://github.com/M-Elfeki/Multi-DPP>

lice misconduct led to a proliferation of police body cameras [40, 2]. Typical police patrols contain multiple officers working 10-12 hour shifts. Although it is crucial to thoroughly inspect key details, manually going through 10-hour video content is extremely challenging and prone to human errors. Multiplying shift lengths by the number of officers on duty, it is obvious that there are copious amounts of data to analyze with no guiding index. A similar example occurs at sports and social events such as concerts, live-shows, live-games. Those events tend to be recorded by many several cameras simultaneously that are dynamically changing their fields-of-view. Nevertheless, the final highlight summary of such events is likely to contain frames from all cameras.

Despite considerable progress in single-view video summarization for both egocentric and fixed cameras (e.g., [50, 35, 9, 26]), those techniques are not readily applicable to summarizing multi-view videos. Single-view summarizers ignore the temporal order by processing simultaneously-recorded views in a sequential order to fit as a single-view input. This results in redundant and repetitive summaries that do not exhibit the multi-stream nature of the footage. On the other end of spectrum, the literature of multi-view video summarization mainly focuses on fixed surveillance camera summarization (e.g., [32, 33, 31]). This enables some methods to rely on geometric alignment of cameras inferring the relationship between their fields-of-view and utilizing it for a representative summary (e.g., [1, 8]). Thus, previous work mostly uses unsupervised methods that are based on heuristic-based objective functions, which are not suitable to a dynamic change in cameras' geometric positioning. A key motivation for our work is to generalize the multi-stream summarization to accommodate dynamic cameras and extend the capacity of existing supervised and unsupervised summarization techniques.

Contributions. We extend single-view and fixed-cameras methods to be applied on the generalized multi-stream dynamic-cameras setting. We propose a novel adaptation of the widely used Determinantal Point Process (DPP) [50, 26, 9, 37], Multi-DPP, generalizes it to accommodate multi-stream setting while maintaining the temporal order. Our approach is orthogonal to other summarization approaches and can be embedded with single- or multi-view of fixed- or moving-cameras and operating on a supervised or unsupervised setting. Furthermore, our method is shown to be scalable (can be trained on labels of any available number-of-views in the supervised setting) and generic (encompasses both single-view and fixed-cameras settings as special cases). Since no existing dataset is readily applicable to evaluate such setting, we collect and annotate a new dataset, Multi-Ego. By means of extensive experiments, we demonstrate that our method outperforms state-of-the-art supervised and unsupervised baselines on our generic configuration as well as the special case of fixed-cameras

multi-view video summarization.

2. Related Work

Single-View Video Summarization Among many approaches proposed for summarizing single-view videos supervised approaches usually stood out with best performances. In such a setting, the purpose is to simulate the patterns that people exhibit when performing the summarization task, by using human-annotated summaries. There are two-factor influence the supervised models' performance: (a) reliability of annotations, and (b) framework's modeling capability. Ensuring the reliability of annotations is evaluated based on a consensus analysis as in several benchmark datasets [24, 38, 20]. As for the modeling capabilities, supervised approaches vary in their modeling complexity and effectiveness [9, 12, 49, 11, 48, 6].

Recurrent Neural Networks in general, and Long Short-Term Memory (LSTM) [13] in particular has been widely used in video processing to obtain the temporal features in videos [43, 30, 52, 23]. In the recent years, using LSTMs has been a common practice to solve video summarization problem [15, 39, 46, 51, 47, 22, 4]. For instance, Zhang et al. [50] use a mixture of Bi-directional LSTMs (Bi-LSTM) and Multi-Layer Perceptron to summarize single-view videos in a supervised manner. They maximize the likelihood of Determinantal point processes (DPP) measure [19, 10, 44] to enforce diversity within the selected summary. Also, Mahasseni et al. [26] present a framework that adversarially trains LSTMs, where the discriminator is used to learn a discrete similarity measure for training the recurrent encoder/decoder and the frame selector LSTMs.

Multi-view Video Summarization Most multi-view summarization methods tend to rely on feature selection in an unsupervised optimization paradigms [29, 31, 33, 32]. Fu et al. [8] introduce the problem of multi-view video summarization tailored for fixed surveillance cameras. They construct a spatiotemporal graph and formulate the problem as a graph-labeling task. Similarly, in [32, 31] authors assume that cameras in a surveillance camera network have a considerable overlap in their fields-of-view. Therefore they apply well-crafted objective functions that learn an embedding space and jointly optimize for a succinct representative summary. Since those approaches target fixed surveillance cameras, they rightfully assume a significant correlation among the frames along the same view over time. In our generalized setting, cameras move dynamically and contain rapid changes in the field-of-view rendering the aforementioned assumption weak and make the problem harder to solve.

Arev et al. [1], introduces a similar problem to ours, entailing editing footage recorded from social cameras. They propose a graph-based approach that provides an automat-

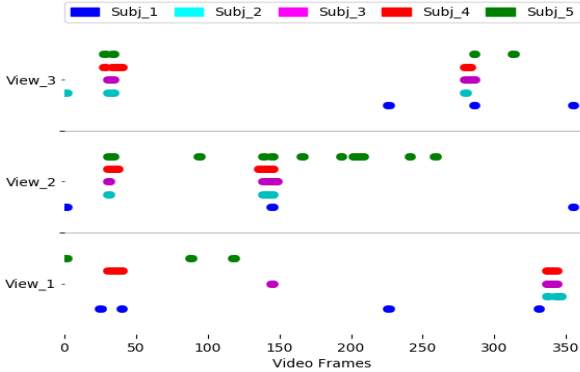


Figure 2: Annotations provided by human subjects on one of the sequences across the three views (Y-axis). This shows a major consensus between subjects’ annotations, ensuring reliable labels.

ically generated cut of a specific length out of the videos from all users. Additionally, they obtain a universal knowledge of the event by constructing the 3D structure from motion in the event. While their technique may work in certain scenarios, in general, constructing 3D structure is unattainable in most situations where the cameras are dynamically moving and containing considerable egocentric noise.

3. Multi-Ego: A new multi-view egocentric summarization dataset

While a number of multi-view datasets exist (e.g. [8, 29]), none of them are recorded in egocentric perspective. Therefore, we collect our own data that aligns with the established problem setting. We asked three users to simultaneously collect a total of 12 hours of egocentric videos while performing different real-life activities. Data covers various uncontrolled environments and activities. We also ensured to present different levels of interactions among the individuals: (a) two views interacting while the third one is independent, (b) all views interacting with each other, and (c) all views independent of each other.

Then, we extracted 41 different sequences that vary in length from three to seven minutes. Each sequence contains three views covering a variety of indoors and outdoors activities. To make the data more accessible for training and evaluation, we grouped the sequences into 6 different collections: (1) Car-ride, (2) College-Tour, (3) Supermarket, (4) Sea-world, (5) Indoors-Outdoors, and (6) Library. More details about the data-collection, contents of the sequences, sample frames, and a behavioral analysis on the obtained annotations are provided in supplementary materials.

3.1. Collecting User Annotations

To annotate and process the data for the summarization task, we sub-sample the videos uniformly to one fps following [37]. Then, every three consecutive frames are combined to construct a shot for an easier display to annotators.

The number of frames per shot was chosen empirically to maintain a consistent activity within one shot.

We asked five human annotators to perform a three-stage annotation task. In *stage one*, they were asked to choose the most interesting and informative shots that represent each view independently without any consideration towards the other views. To construct two-view summaries in *stage two*, we only displayed the first two views simultaneously, while asking the users to select the shots from any of the two views that best represent both cameras. Similar to stage two, in *stage three* the users were asked to select shots from any of the three views that best represent all the cameras. It is worth noting that the annotators were not limited to choose only one view of a certain shot, and they could choose as many as they deem important.

The *annotating-in-stages* procedure explained above was employed due to the human’s limited capability in keeping track of unfolding storylines along multiple views simultaneously. Consequently, using this technique resulted in a significant improvement in the consensus between user summaries compared to when we initially collected summaries in an unordered annotation task. Further details are included in the supplementary materials.

3.2. Analyzing User Annotations

To ensure the reliability and consistency of the obtained annotations, we perform a consensus analysis using two metrics: average pairwise f1-measure and selection ratio. Following [38, 37, 35], we compute the average pairwise f1-measure to estimate the frame-level overlap and agreement. We calculated the f1-measure for all possible pairs of users’ annotations and averaged the results across all the pairs, obtaining an average of 0.803, 0.762, and 0.834 for the first, second, and third stage respectively. Additionally, Figure 2 shows a qualitative example of the consensus between users in stage three due to *annotating-in-stages* procedure.

3.3. Creating Oracle Summaries

Finally, training a supervised method usually requires a single set of labels. That means in our case, we need to use only one summary per video, which is often referred to as *Oracle Summary*. To create an oracle summary using multiple human-created summaries, we follow [9] to use the algorithm proposed in [18]. This algorithm greedily chooses the shot that results in the largest marginal gain on the f-score, and iteratively keeps repeating the greedy selection until the length of the summary reaches 15% of the single-view length.

4. Approach

We first discuss the standard DPP criterion in Section 4.1. Then, we illustrate how we adapted the formulation to

the Multi-stream setting and applied it in supervised and unsupervised summarization in Section 4.2. Then, in section 4.3, we elaborate on the details of our approach. Finally we discuss the scalability of our supervised system in Sec 4.4.

4.1. Determinantal Point Process (DPP)

DPP is a probabilistic measure that provides a tractable and efficient means to capture negative correlation with respect to a similarity measure [25, 19]. Formally, a discrete point process \mathcal{P} on a ground set \mathcal{Y} is a probability measure on the power set $2^{\mathcal{Y}}$, where $N = |\mathcal{Y}|$ is the ground set size. A point process \mathcal{P} is called determinantal if $\mathcal{P}(y \subseteq Y) \propto \det(L_y)$; $\forall y \subseteq Y$. Y is the selection random variable sampled according to \mathcal{P} and L is a symmetric semi-definite positive matrix representing the kernel.

Kulesza et al. [17] proposed modeling the marginal kernel L as a Gram matrix in the following manner:

$$\mathcal{P}(y = Y) \propto \det(\Phi_y^\top \Phi_y) \prod_{i \in y} q_i^2, \quad (1)$$

When optimizing the DPP kernel, this decomposition learns a “quality score” of each item, where $q_i \geq 0$. It also allows learning a feature vector Φ_y of subset $y \subseteq \mathcal{Y}$. In this case, the dot product $\Phi_y = [\phi_i | \dots | \phi_j]$, where $\phi_i^\top \phi_j \in [-1, 1]$; $\forall i, j \in y$ is evaluated as a “pair-wise similarity measure” between the features of item i , ϕ_i and the features of item j , ϕ_j . Thus, the DPP marginal kernel L_y can be used to quantify the diversity within any subset y selected from a ground set \mathcal{Y} . Choosing a diverse subset is equivalent to a brief representative subset since the redundancy is being minimized. Hence, it is only natural that a considerable number of document and video summarization approaches use this measure to extract representative summaries of documents and videos [18, 50, 26, 9, 44].

4.2. Adapting DPP to Multi-stream: Multi-DPP

The standard DPP process described above is suitable for selecting a diverse subset from a single ground set. However, when presented with several temporally-aligned ground sets $\{\mathcal{Y}_1, \mathcal{Y}_2, \dots, \mathcal{Y}_M\}$, the standard process can only be applied in one of two settings: either (a) merging all the ground sets into a single ground set $\mathcal{Y}^{merge} = \{\mathcal{Y}_1 \cup \mathcal{Y}_2 \cup \dots \cup \mathcal{Y}_M\}$ and selecting a diverse subset out of the merged ground set, or (b) selecting a diverse subset from each ground set and then merging all the selected subsets $Y^{merge} = \{Y_1 \cup Y_2 \cup \dots \cup Y_M\}$.

Even though that the former setting preserves the information of all elements of the ground sets, but it causes the complexity of the subset selection to exponentially grow. In practice, this leads to an accumulation of error due to overflow and underflow computations as well as substantially slower running-time. Additionally, latter setting assumes no-intersection between features of the different ground-sets. This is essentially inapplicable if the ground-sets have

a significant dynamic feature overlap, leading to redundancy and compromising the very purpose of the DPP. To address these shortcomings, we propose a new adaptation of the discussed DPP decomposition, called *Multi-DPP*.

In Multi-DPP, ground sets are processed in parallel allowing any potential feature overlap across the ground sets to be processed temporally-appropriate and keeping a linear growth with respect to the number of streams. For every element in the ground sets, we need to represent two joint quantities: features and quality, such that they follow the following four characteristics. First, we need a model that can operate on any number of streams (i.e., generic to any number of ground sets M). Second, we need a joint representation of the features at each index, such that it only selects the most effective ones (i.e., invariance to noise and non-important features). Third, we need a joint representation of the qualities at each index, such that is affected by the quality of each ground set at a particular index (i.e., variance to the quality of each ground set). Forth, we need to ensure that our adaptation follows the DPP decomposition in Eq. 1, by selecting joint features $\phi_i^\top \phi_j \in [-1, 1]$, and joint qualities $q_i \geq 0$; $\forall i, j \in y$.

To account for joint features, we apply max-pooling choosing the most effective features across all ground sets at every index, which satisfies the feature decomposition in Eq. 1. Selecting joint qualities -on the other hand- needs to account for the quality of each ground set in every index. We use the product of all the qualities at each index. This deems the joint quality at each index to be dependent on all ground-sets while also ensuring $q^m \leq 1$. Therefore, we generalize the Determinantal Point Process based on the decomposition in Eq. 1 as follows:

$$\mathcal{P}(Y = y) \propto \det(\Phi_y^\top \Phi_y) \prod_{m=1}^M \prod_{i \in y_m} [q_i^m]^2 \quad (2)$$

$$\phi_j = \max(\phi_j^1, \dots, \phi_j^M); \forall j \in y$$

where M is the number of the ground sets and y_m is the subset selected from ground set m . We note that this decomposition allows both a scalable multi-stream (by constructing a joint feature representation with max-pooling), and monitoring the egocentric-introduced noise (by learning an independent quality measure for each view at each time-step).

Summarizing videos using Multi-DPP. Since Multi-DPP formulation of Eq. 2 does not require any extra supervisory signals, it can be adopted to an optimization formula for both supervised and unsupervised training. In particular, we follow [19] in defining the similarity measure of supervised summarization approaches based on a Maximum Likelihood Estimation of the Multi-DPP measure with re-

spect to the ground-truth labels as follows:

$$\theta^* = \operatorname{argmax}_{\theta} \sum_i \log\{P(Y^{(i)} = y^{(i)*}; L^{(i)}(\theta))\} \quad (3)$$

where θ is the set of supervised parameters, y^* is the target subset (i.e., ground-truth) and i indexes training examples.

For unsupervised summarization, we define the Multi-DPP loss based on a diversity regularization introduced in [26] that aims to only increase diversity since no summary labels are being provided.

$$\theta^* = \operatorname{argmax}_{\theta} \log\{P(Y; L^{(i)}(\theta))\} \quad (4)$$

where θ is the set of unsupervised parameters. We note that Eq. 3 and 4 can be used by any supervised or unsupervised DPP-based approach (e.g., [50, 26, 3, 36, 5]) to allow processing multi-stream data while preserving the temporal order and monitoring the quality of a dynamic input.

4.3. Summarization Framework

As shown in Figure 3, the input to our system is M temporally aligned views, each containing N frames. We begin by extracting spatial features of each frame in each view using a pre-trained CNN. Then, we input spatial features to a Bidirectional LSTM layer which extracts temporal features from each view. We aggregate both the spatial and temporal features, representing each frame with a comprehensive spatiotemporal feature at each view. We note that extracting the spatiotemporal features using LSTM is a common practice as in [50, 26, 3, 36]. We choose to share the weights of the Bi-LSTM layer across the views for two reasons: (a) it allows the system to operate on any number of views without increasing the number of trainable parameters which alleviates overfitting, and (b) the process of learning temporal features is independent of the view, thus it should utilize data from all views to produce better temporal modeling.

We break down our objective into two tasks: selecting diverse events and identifying the view(s) contributing to illustrating each selected event in summary. In first task, to select diverse events, we construct a feature set accounting for all the views at each time-step. We do so by max-pooling the spatiotemporal features from all the views, resulting in the most prominent feature at each index of the feature vector. We follow max-pooling by a two-layer Multi-Layer Perceptron (MLP) that applies non-linear activation on joint features that are represented as Φ in Eq. 2.

The second task, however, is used to identify the most representative view(s) at each event. We use a two-layer MLP that classifies each view at each time step. Formulating this task as a classification problem serves three purposes. First, it selects the views that are included in the summary, which is an intrinsic part of the solution. Second, it regularizes the process of learning the importance of each event by not selecting any view when the time-step is non-important. Finally, the classification confidence of view m

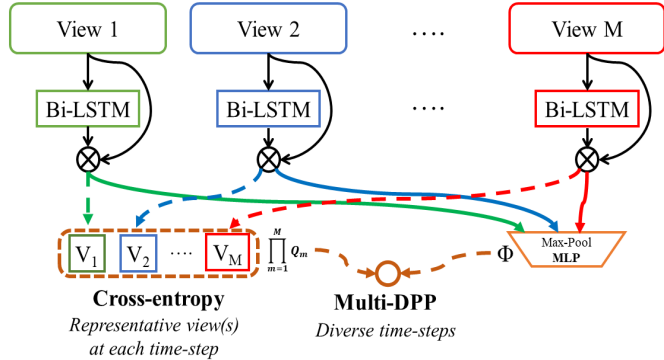


Figure 3: Multi-DPP is applied to increase diversity within the selected time-steps. When view labels are available, we also use cross-entropy to learn representative view(s) at each time-step.

can be used to represent the quality (q_n^m) at time-step n . This is later used to compute the Multi-DPP measure that determines which time-steps are selected. In the case of non-overlapping views, the framework may need to select multiple views at the same time-step. That’s why, we conduct an independent view classification by applying binary classification, which allows classifying each view independently from the rest.

Similar to the weights of the Bi-LSTM, the view classifier MLP weights are also shared across the views for two reasons. First, it uses the same number of trainable parameters for any number-of-views data, resulting in fewer trainable parameters which limit the problem of overfitting to training data. Second, it establishes a view-dependent classification. That is, at any time-step, choosing a representative view among all the views is affected by the relative quality of all the views, rather than each one independently. During training, we start by estimating the quality q_n^m of each view m at each time-step n , which serves as the view selection. Then we evaluate Multi-DPP measure by merging the computed q_n^m with the joint-features Φ as in Eq. 2.

In our supervised setting, we optimize the view(s) selection procedure by using the binary cross-entropy objective: $-\frac{1}{M} \sum_{m=1}^M \sum_{n=1}^N y_n^m \log(p_n^m)$; where y_n^m, p_n^m are the ground truth and model’s prediction for the time-step n in view m . We jointly optimize the framework by minimizing the sum of both the losses and using the Oracle summary as the ground-truth in the supervised setting. In the unsupervised setting, view selection weights are only learned by learning the quality q_n^m from the Multi-DPP measure and we only optimize the Multi-DPP loss criterion Eq. 4.

4.4. Multi-view supervised scalability

Supervised summarization tends to have a superior generalization performance when compared to unsupervised ones, e.g., [9, 35, 50, 26]. Relying on human-annotated labels allows learning generic behavioral patterns instead of customized heuristics as in most unsupervised approaches. Nonetheless, supervision requires an abundance of labeled

training data. Thus, a crucial concern of a multi-view supervised system is to be scalable in order to utilize all available forms of labels for an improved performance. Obviously, unsupervised systems do not undergo this challenge since they do not utilize labels.

In particular, a scalable multi-view video summarizer is invariant to view order and number-of-views, and therefore can learn from any data regardless of those properties. First, invariance to view order implies producing the same summary for input views (v_i, v_j, v_k) as to (v_j, v_i, v_k) ; $\forall i, j, k \in \{1, 2, \dots, M\}$, for all possible permutations of (i, j, k) . Our approach satisfies this requirement by constructing joint-features via max-pooling. Thus, summary is only influenced by the most effective features with no regard to the view order.

The second condition, invariance to number-of-views, entails the ability to train on data with *varying* numbers-of-views and test on data of *any* number-of-views. Satisfying this condition requires the number of trainable parameters to be invariant from the number-of-views of the input. This way the same set of parameters can be used to train/test on data with any number-of-views. We followed two techniques ensuring a fixed number of trainable parameters: (a) max pooling view-specific features, and (b) weight-sharing for Bi-LSTM and view selection layers. Firstly, Applying max-pooling on view-specific features produces a fixed-size joint feature vector that is invariant from the number-of-views in the input. Additionally, choosing the prominent features across views entails learning intra-view dependencies. Secondly, weight sharing across Bi-LSTM view-streams and view selection layers ensures our framework has a single set of trainable parameters for each of those layers regardless number-of-views.

5. Experiments and Results

5.1. Baseline Methods

Since our supervised approach is the first supervised multi-view summarization method, we could not compare with other supervised Multi-View approaches. Nonetheless, we compare our supervised and unsupervised models with supervised and unsupervised single-view, and unsupervised multi-view summarizations, including:

Random summarization: Uniform sampling across all views with a summary of 15% of single view’s length.

Multi-view summarization: Unsupervised feature selection [27], Unsupervised joint embedding [31] and Sub-modular mixture of objectives [12].

DPP-based Single-View Summarization: Supervised BiLSTM-MLP approach [50] and Unsupervised Adversarial BiLSTM approach [26].

To apply the single-view configuration on multi-view videos, we examine two settings:

- *Merge-Views:* Aggregating views then summarizing aggregate footage using a single-view summarizer. Summary is consistent if the views are independent.
- *Merge-Summaries:* Summarizing each view independently and then aggregating the summaries. Complementary to the former setting, this should result in a consistent summary if the summaries are independent.

5.2. Experimental Setup

We use GoogLeNet [42] features for all the methods as an input. For a fair comparison, we train all supervised baselines [12, 50] and Ours with the same experimental setup: iterations number, batch size, and optimization. We note that all neural-network supervised models used have the same architecture (same number of trainable parameters) and only differ in the objective function and their training strategy to ensure a fair comparison.

The supervised frameworks are trained for twenty iterations with a batch size of 10 sequences. Adam optimizer is used to optimize the losses with a learning rate of 0.001. After each iteration, we calculate the mean validation loss and only evaluate the model with the best validation loss across all iterations. We discuss further details of the architecture and training in the supplementary materials.

As discussed in section 3.1, we categorize our dataset sequences into six collections to facilitate the training and evaluation. In our experiments, we follow a round-robin approach to train-validate-test the supervised/semi-supervised learning frameworks. We use four collections for training, one for validation, and one for testing across all the 30 different combinations of collections. For unsupervised approaches (Random [31], [27], [26]) and Ours, since no training is required, we only test methods on each collection separately and their mean.

To evaluate the summaries produced by all the methods, we follow the protocols in [26, 50, 15, 38] to compare the predictions against the oracle summary. We start by temporally segmenting all views using the KTS algorithm [35] to non-overlapping intervals. Then, we repetitively extract key-shot based summaries using MAP [49] while setting the threshold of summary length to be 15% of a single view’s length. For each of the selected shots, we consider all of its frames to be included in the summary.

5.3. Performance Evaluation

We follow [33, 31, 50, 26, 8] in using f1-score, precision, and recall to evaluate the quality of the produced summaries by comparing frame-level correspondences between the predicted summary and the ground-truth summary. Table 1 shows the mean precision, recall, and F1-score across all the combinations of training-validation-testing for both

		Two-View			Three-View		
		Precision	Recall	F1-Score	Precision	Recall	F1-Score
Random Baseline	Uniform Sampling	9.83	10.65	9.85	5.83	5.16	5.77
Unsupervised & Sub-modular Multi-View	feature selection [27]	17.83	19.15	17.46	12.33	16.28	10.70
	joint embedding [31]	18.37	25.20	20.66	13.88	24.85	17.17
	Sub-modular [12]	19.91	25.21	22.71	18.49	22.71	20.19
[26]-Unsupervised Single-View	Adversarial: Merge-Views	21.16	23.42	22.35	20.2	18.94	19.76
	Adversarial: Merge-Summaries	20.61	22.05	21.12	19.32	18.24	18.96
Ours-unsupervised	Multi-DPP	23.91	24.72	24.18	21.96	22.24	22.61
[50]-Supervised Single-View	LSTM: Merge-Views	27.87	28.57	27.67	23.25	23.87	22.95
	LSTM: Merge-Summaries	26.61	27.25	26.43	22.86	23.59	22.76
(Ablation Study)	Only Cross-Entropy (CE)	27.33	27.83	27.13	21.33	22.03	21.10
Ours-supervised	Full: Multi-DPP + CE	28.58	29.05	28.30	25.06	25.79	25.03

Table 1: MultiEgo benchmarking for two-view and three-view settings. Ours consistently outperforms the baselines on all the measures. We also run an ablation study to show the effect of optimizing Multi-DPP measure as compared to only using Cross-Entropy loss.

the two-view setting and three-view setting (i.e., stages two and three of the annotations).

In general, supervised frameworks perform better than unsupervised ones due to learning from human annotations. For unsupervised methods, [31, 27, 12] obtain the lowest performance indicating their inability to adapt to visual changes occurring in egocentric motion due to the lack of summary labels. However, using adversarial training [26] seems to improve the results even with a single-view setting since the learning distribution converges to true data distribution, and it better learns to isolate egocentric-noise. Similarly, single-view BiLSTM [50] reasonably adapts to egocentric visual noise in both merge-summaries and merge-views utilizing the summary labels. Only our model monitors the egocentric-introduced noise and process data in a proper temporal order, achieving the best performance in both unsupervised and supervised comparisons.

To study the impact of enforcing diversity, we run an ablation study by evaluating our supervised approach with only optimizing cross-entropy loss (Ours: Cross-Entropy (CE) in Table 1). This corresponds to training our model by only selecting representative views, without explicitly enforcing diversity. Evidently, adding Multi-DPP measure to the CE loss improves the results, especially in the three-view setting due to the increase of input footage required to diversify. It is worth noting that using only Multi-DPP is equivalent to our unsupervised version.

Generally, it can be noticed that performance in the two-view setting is higher than that in the three-view setting, although methods’ ranking remains the same. This is because of the increase in problem complexity when considering more views to be summarized, causing the performance to drop. Additionally, the performance gap increases as we move from two-view to three-view setting. Theoretically,

we expect approaches such as [50, 26] drop performance as the number of views grows and this is backed up empirically. Secondly, whether we concatenate views or concatenate summaries in order to adapt [50, 26], the complexity of the adaptation is unnecessarily high (either a larger DPP kernel in case of view concatenation and processing each view separately in summary concatenation scenario). Our proposed approach uses a maxpool operation as well as view quality multiplication to effectively represent all views while preserving the computational/memory efficiency.

Additionally, we address a shortcoming of the common evaluation metrics that present itself in our setting. Consider the case of two or more views having nearly identical visual content at the same time-step, which happens due to the dynamic overlap of fields-of-view. When annotating the sequences, the user will only include one of the views in the ground-truth summary at important events. However, if the prediction model selects any of the other views, it should not be penalized since the views are visually similar. To address this case, we evaluate the F1-score at several levels of similarity thresholds. That is, if the Euclidean distance of the normalized CNN features between two views at the same time-step is less than a threshold (0%, 10%, 20%, 30%), we do not penalize the prediction model if it selects any of the views instead of the other. We recompute the F1-scores for all unsupervised models at different threshold values. As shown in Fig. 4, our method continues to obtain the highest F1-score at all the threshold levels.

Finally, we investigate the performance of our approach on fixed-cameras multi-view setting, which is a special case of our generic configuration. We evaluate our model on three standard fixed-cameras multi-view benchmarks: Office, Campus, and Lobby datasets [8, 29]. We train our supervised model on our Multi-Ego dataset, and evaluate

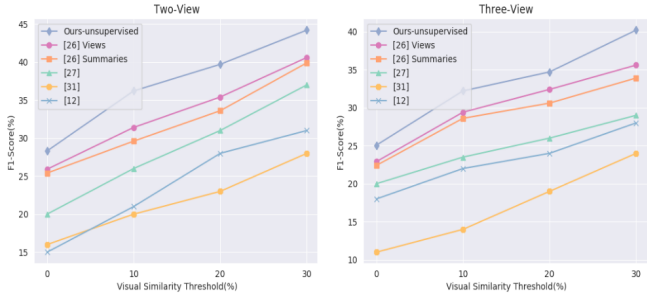


Figure 4: F1-score computed whereas unsupervised prediction models are not penalized if mistakenly chose a view that is similar to GT view within various threshold levels.

	Office	Campus	Lobby
Graph [34]	41.3	49.1	73.4
RandomWalk [8]	75.8	61.6	86.8
RoughSets [21]	75.8	62.1	84.2
BipartiteOPF [16]	81.8	71.8	88.2
Joint embedding [31]	89.4	77.8	92.5
Ours-unsupervised	90.7	81.2	92.7
Ours-supervised	94.2	86.1	93.4

Table 2: F1-Score fixed-cameras multi-view benchmarking. We train our supervised model on **Multi-Ego** and test it on 3 datasets.

it on the testing dataset. Table 2 shows a substantial success in transferring the learning from one domain (egocentric multi-view) to another domain (static multi-view) without the need to specifically-tailored training data. Thus, we provide the first supervised multi-view summarization that significantly outperforms state-of-the-art unsupervised approaches while only being trained on our data. Additionally, our unsupervised model outperforms them due to explicitly enforcing diversity and quality constraint. The consistent advantage in the three experimental environments for both our supervised and unsupervised models demonstrates the versatility of the proposed approach in handling static/egocentric videos in a generic summarization setting.

5.4. Supervised Scalability Analysis

In this section, we study our supervised framework’s capability to learn from a varying number-of-views in a sequence by verifying if the training process can exploit any increase in data regardless of its numbers-of-views. We start by splitting our data into two categories of nearly the same number of sequences: (a) three-view (Collections: Indoors-Outdoors, SeaWorld, Supermarket), and (b) two-view (Collections: Car-Ride, College-Tour, Library). We investigate the performance of three train/test configurations where testing data is limited to a single category:

1. *Same category training* ($2 \times \text{two-view}$ & $1 \times \text{two-view}$): Train on 2 collections from same category as testing.
2. *Different category training* ($3 \times \text{two-view}$ & $3 \times \text{three-view}$): Train on 3 collections from one category, and then

Test	Train	Precision	Recall	F1-Score
two-view	$2 \times \text{two-view}$	29.83	29.77	29.67
	$3 \times \text{three-view}$	29.77	30.30	30.2
	$2 \times \text{two-view} + 3 \times \text{three-view}$	34.37	35.03	34.33
three-view	$2 \times \text{three-view}$	18.53	18.80	18.33
	$2 \times \text{two-view}$	18.23	18.27	17.67
	$3 \times \text{two-view} + 2 \times \text{three-view}$	21.53	21.87	21.33

Table 3: Scalability Analysis: Our framework can be trained and tested on data of different number-of-views. It utilizes data from various number-of-views to improve the performance on test data.

test it on a collection belonging to a different category.

3. *Training using Data from the two categories* ($3 \times \text{two-view} + 2 \times \text{two-view}$ & $2 \times \text{two-view} + 3 \times \text{two-view}$): Train on data from different categories, and test it on a collection from one of the categories in the training data.

For each of the scenario enumerated above, the model is tested on all the three possible test collections available to us. For example, when evaluating $3 \times \text{two-view}$, there are three collection instances of the three-view category. Therefore, we report the average performance across all of them.

As shown in Table 3, training our framework on same categories or different categories obtain comparable results when testing on both two-view and three-view settings. However, increasing training data size by combining both categories significantly improves the results. This shows that our model can be trained and tested on data of various number-of-views and also is able take advantage of any data increase with no regard to its number-of-views setting.

6. Conclusion

In this work, we proposed the problem of multi-view video summarization for dynamically moving cameras that often do not share the same field-of-view. Unlike previous work in multi-view video summarization, we presented a scalable generic approach that can be trained in a supervised or unsupervised setting to generate a comprehensive summary for all views with no prior assumptions on videos nor labels. It identifies important events across all views and selects the view(s) best illustrating each event. We also introduced a new dataset, recorded in uncontrolled environments including a variety of real-life activities. Several users annotated the footage, then we ran a consensus analysis on the annotations to ensure reliable ground-truth. When evaluating our approach on the collected benchmark and additional three benchmark datasets, it outperformed all competing baselines including state-of-the-art supervised and unsupervised single- and multi-view summarization methods.

References

- [1] Ido Arev, Hyun Soo Park, Yaser Sheikh, Jessica Hodgins, and Ariel Shamir. Automatic editing of footage from multiple social cameras. *ACM Transactions on Graphics (TOG)*, 33(4):81, 2014. [2](#)
- [2] Barak Ariel, William A Farrar, and Alex Sutherland. The effect of police body-worn cameras on use of force and citizens' complaints against the police: A randomized controlled trial. *Journal of quantitative criminology*, 31(3):509–535, 2015. [2](#)
- [3] Chen Chen and Chen. Video to text summary: Joint video summarization and captioning with recurrent neural networks. In *BMVC*, pages 1–10, 2017. [5](#)
- [4] Mohamed Elfeki and Ali Borji. Video summarization via actionness ranking. *Winter Applications in Computer Vision (WACV)*, 2019. [2](#)
- [5] Mohamed Elfeki, Camille Couprie, Morgane Riviere, and Mohamed Elhoseiny. Gdpp: Learning diverse generations using determinantal point process. *arXiv preprint arXiv:1812.00068*, 2018. [5](#)
- [6] Chenyou Fan, Jangwon Lee, Mingze Xu, Krishna Kumar Singh, Yong Jae Lee, David J Crandall, and Michael S Ryoo. Identifying first-person camera wearers in third-person videos. *arXiv preprint arXiv:1704.06340*, 2017. [2](#)
- [7] Yachuang Feng, Yuan Yuan, and Xiaoqiang Lu. Learning deep event models for crowd anomaly detection. *Neurocomputing*, 219:548–556, 2017. [1](#)
- [8] Yanwei Fu, Yanwen Guo, Yanshu Zhu, Feng Liu, Chuanning Song, and Zhi-Hua Zhou. Multi-view video summarization. *IEEE Transactions on Multimedia*, 12(7):717–729, 2010. [2](#), [3](#), [6](#), [7](#), [8](#)
- [9] Boqing Gong, Wei-Lun Chao, Kristen Grauman, and Fei Sha. Diverse sequential subset selection for supervised video summarization. In Z. Ghahramani, M. Welling, C. Cortes, N. D. Lawrence, and K. Q. Weinberger, editors, *Advances in Neural Information Processing Systems 27*, pages 2069–2077. Curran Associates, Inc., 2014. [2](#), [3](#), [4](#), [5](#)
- [10] Swati Gupta. 1 determinantal point processes. [2](#)
- [11] Michael Gygli, Helmut Grabner, Hayko Riemenschneider, and Luc Van Gool. Creating summaries from user videos. In *European conference on computer vision*, pages 505–520. Springer, 2014. [2](#)
- [12] Michael Gygli, Helmut Grabner, and Luc Van Gool. Video summarization by learning submodular mixtures of objectives. In *Proceedings of the IEEE Conference on Computer Vision and Pattern Recognition*, pages 3090–3098, 2015. [2](#), [6](#), [7](#)
- [13] Sepp Hochreiter and Jürgen Schmidhuber. Long short-term memory. *Neural computation*, 9(8):1735–1780, 1997. [2](#)
- [14] Richang Hong, Lei Li, Junjie Cai, Dapeng Tao, Meng Wang, and Qi Tian. Coherent semantic-visual indexing for large-scale image retrieval in the cloud. *IEEE Transactions on Image Processing*, 2017. [1](#)
- [15] Zhong Ji, Kailin Xiong, Yanwei Pang, and Xuelong Li. Video summarization with attention-based encoder-decoder networks. *arXiv preprint arXiv:1708.09545*, 2017. [2](#), [6](#)
- [16] Sanjay K Kuanar, Kunal B Ranga, and Ananda S Chowdhury. Multi-view video summarization using bipartite matching constrained optimum-path forest clustering. *IEEE Transactions on Multimedia*, 17(8):1166–1173, 2015. [8](#)
- [17] Alex Kulesza and Ben Taskar. Structured determinantal point processes. In *NIPS*, 2010. [4](#)
- [18] Alex Kulesza and Ben Taskar. Learning determinantal point processes. 2011. [3](#), [4](#)
- [19] Alex Kulesza, Ben Taskar, et al. Determinantal point processes for machine learning. *Foundations and Trends® in Machine Learning*, 5(2–3):123–286, 2012. [2](#), [4](#)
- [20] Yong Jae Lee and Kristen Grauman. Predicting important objects for egocentric video summarization. *International Journal of Computer Vision*, 114(1):38–55, 2015. [2](#)
- [21] Ping Li, Yanwen Guo, and Hanqiu Sun. Multi-keyframe abstraction from videos. In *2011 18th IEEE International Conference on Image Processing*, pages 2473–2476. IEEE, 2011. [8](#)
- [22] Yandong Li, Liqiang Wang, Tianbao Yang, and Boqing Gong. How local is the local diversity? reinforcing sequential determinantal point processes with dynamic ground sets for supervised video summarization. In *Proceedings of the European Conference on Computer Vision (ECCV)*, pages 151–167, 2018. [2](#)
- [23] Jun Liu, Amir Shahroudy, Dong Xu, and Gang Wang. Spatio-temporal lstm with trust gates for 3d human action recognition. In *European Conference on Computer Vision*, pages 816–833. Springer, 2016. [2](#)
- [24] Yu-Fei Ma, Lie Lu, Hong-Jiang Zhang, and Mingjing Li. A user attention model for video summarization. In *Proceedings of the tenth ACM international conference on Multimedia*, pages 533–542. ACM, 2002. [2](#)
- [25] Odile Macchi. The coincidence approach to stochastic point processes. *Advances in Applied Probability*, 7(1):83–122, 1975. [4](#)
- [26] Behrooz Mahasseni, Michael Lam, and Sinisa Todorovic. Unsupervised video summarization with adversarial lstm networks. In *Proc. IEEE Conf. Comput. Vis. Pattern Recognit*, pages 1–10, 2017. [2](#), [4](#), [5](#), [6](#), [7](#)
- [27] Feiping Nie, Heng Huang, Xiao Cai, and Chris H Ding. Efficient and robust feature selection via joint l2, l1-norms minimization. In *Advances in neural information processing systems*, pages 1813–1821, 2010. [6](#), [7](#)
- [28] W O B I L E. Ericsson mobility report, 2016. [1](#)
- [29] Shun-Hsing Ou, Chia-Han Lee, V Srinivasa Somayazulu, Yen-Kuang Chen, and Shao-Yi Chien. On-line multi-view video summarization for wireless video sensor network. *IEEE Journal of Selected Topics in Signal Processing*, 9(1):165–179, 2015. [2](#), [3](#), [7](#)
- [30] Pingbo Pan, Zhongwen Xu, Yi Yang, Fei Wu, and Yueting Zhuang. Hierarchical recurrent neural encoder for video representation with application to captioning. In *Proceedings of the IEEE Conference on Computer Vision and Pattern Recognition*, pages 1029–1038, 2016. [2](#)
- [31] Rameswar Panda and Amit Roy Chowdhury. Multi-view surveillance video summarization via joint embedding and sparse optimization. *IEEE Transactions on Multimedia*, 2017. [2](#), [6](#), [7](#), [8](#)

- [32] Rameswar Panda, Abir Dasy, and Amit K Roy-Chowdhury. Video summarization in a multi-view camera network. In *Pattern Recognition (ICPR), 2016 23rd International Conference on*, pages 2971–2976. IEEE, 2016. 2
- [33] Rameswar Panda, Niluthpol Chowdhury Mithun, and Amit Roy-Chowdhury. Diversity-aware multi-video summarization. *IEEE Transactions on Image Processing*, 2017. 2, 6
- [34] Yuxin Peng and Chong-Wah Ngo. Clip-based similarity measure for query-dependent clip retrieval and video summarization. *IEEE Transactions on Circuits and Systems for Video Technology*, 16(5):612–627, 2006. 8
- [35] Danila Potapov, Matthijs Douze, Zaid Harchaoui, and Cordelia Schmid. Category-specific video summarization. In *European conference on computer vision*, pages 540–555. Springer, 2014. 2, 3, 5, 6
- [36] Aidean Sharghi, Ali Borji, Chengtao Li, Tianbao Yang, and Boqing Gong. Improving sequential determinantal point processes for supervised video summarization. In *Proceedings of the European Conference on Computer Vision (ECCV)*, pages 517–533, 2018. 5
- [37] Aidean Sharghi, Jacob S Laurel, and Boqing Gong. Query-focused video summarization: Dataset, evaluation, and a memory network based approach. *arXiv preprint arXiv:1707.04960*, 2017. 2, 3
- [38] Yale Song, Jordi Vallmitjana, Amanda Stent, and Alejandro Jaimes. Tvsum: Summarizing web videos using titles. In *Proceedings of the IEEE Conference on Computer Vision and Pattern Recognition*, pages 5179–5187, 2015. 2, 3, 6
- [39] Nitish Srivastava, Elman Mansimov, and Ruslan Salakhudinov. Unsupervised learning of video representations using lstms. In *International Conference on Machine Learning*, pages 843–852, 2015. 2
- [40] Jay Stanley. Police body-mounted cameras: With right policies in place, a win for all. *New York: ACLU*, 2013. 2
- [41] Angela Swartz. Gopro posts record fourth-quarter sales but stock falls 15 percent on poor outlook, 2015. 1
- [42] Christian Szegedy, Wei Liu, Yangqing Jia, Pierre Sermanet, Scott Reed, Dragomir Anguelov, Dumitru Erhan, Vincent Vanhoucke, Andrew Rabinovich, et al. Going deeper with convolutions. *Cvpr*, 2015. 6
- [43] Subhashini Venugopalan, Marcus Rohrbach, Jeffrey Donahue, Raymond Mooney, Trevor Darrell, and Kate Saenko. Sequence to sequence-video to text. In *Proceedings of the IEEE international conference on computer vision*, pages 4534–4542, 2015. 2
- [44] Anatoly Vershik. *Asymptotic Combinatorics with Applications to Mathematical Physics: A European Mathematical Summer School held at the Euler Institute, St. Petersburg, Russia, July 9-20, 2001*. Springer, 2003. 2, 4
- [45] Erkun Yang, Cheng Deng, Wei Liu, Xianglong Liu, Dacheng Tao, and Xinbo Gao. Pairwise relationship guided deep hashing for cross-modal retrieval. In *AAAI*, pages 1618–1625, 2017. 1
- [46] Huan Yang, Baoyuan Wang, Stephen Lin, David Wipf, Minyi Guo, and Baining Guo. Unsupervised extraction of video highlights via robust recurrent auto-encoders. In *Proceedings of the IEEE International Conference on Computer Vision*, pages 4633–4641, 2015. 2
- [47] Huan Yang, Baoyuan Wang, Stephen Lin, David Wipf, Minyi Guo, and Baining Guo. Unsupervised extraction of video highlights via robust recurrent auto-encoders. In *Proceedings of the IEEE International Conference on Computer Vision*, pages 4633–4641, 2015. 2
- [48] Ryo Yonetani, Kris M Kitani, and Yoichi Sato. Ego-surfing first-person videos. In *Proceedings of the IEEE Conference on Computer Vision and Pattern Recognition*, pages 5445–5454, 2015. 2
- [49] Ke Zhang, Wei-Lun Chao, Fei Sha, and Kristen Grauman. Summary transfer: Exemplar-based subset selection for video summarization. In *Proceedings of the IEEE Conference on Computer Vision and Pattern Recognition*, pages 1059–1067, 2016. 2, 6
- [50] Ke Zhang, Wei-Lun Chao, Fei Sha, and Kristen Grauman. Video summarization with long short-term memory. In *European Conference on Computer Vision*, pages 766–782. Springer, 2016. 2, 4, 5, 6, 7
- [51] Bin Zhao, Xuelong Li, and Xiaoqiang Lu. Hierarchical recurrent neural network for video summarization. In *Proceedings of the 2017 ACM on Multimedia Conference*, pages 863–871. ACM, 2017. 2
- [52] Wentao Zhu, Cuiling Lan, Junliang Xing, Wenjun Zeng, Yanghao Li, Li Shen, Xiaohui Xie, et al. Co-occurrence feature learning for skeleton based action recognition using regularized deep lstm networks. In *AAAI*, volume 2, page 8, 2016. 2