

Improved Deep Embeddings for Inferencing with Multi-Layered Networks

Huan Song¹ and Jayaraman J. Thiagarajan^{2*}

¹Bosch Research North America

²Lawrence Livermore National Labs

huan.song@us.bosch.com, jjayaram@llnl.gov

Abstract

Inferencing with network data necessitates the mapping of its nodes into a vector space, where the relationships are preserved. However, with multi-layered networks, where multiple types of relationships exist for the same set of nodes, it is crucial to exploit the information shared between layers, in addition to the distinct aspects of each layer. In this paper, we propose a novel approach that first obtains node embeddings in all layers jointly via DeepWalk on a *supra* graph, which allows interactions between layers, and then fine-tunes the embeddings to encourage cohesive structure in the latent space. With empirical studies in node classification, link prediction and multi-layered community detection, we show that the proposed approach outperforms existing single- and multi-layered network embedding algorithms on several benchmarks. In addition to effectively scaling to a large number of layers (tested up to 37), our approach consistently produces highly modular community structure, even when compared to methods that directly optimize for the modularity function.

1 Introduction

Modeling and inferencing with network data are essential to several application domains including social network analysis [Eagle and Pentland, 2006], recommendation systems [Rao *et al.*, 2015] and healthcare [Fornito *et al.*, 2013]. This broadly encompasses problems such as node classification, link prediction, community detection, influential node detection etc. They are typically solved by mapping the nodes into a latent low-dimensional vector space, and invoking appropriate machine learning techniques on the resulting embeddings, e.g. unsupervised clustering for community detection [Ding *et al.*, 2016]. In its simplest form, such embeddings can be inferred via descriptors of the network structure – e.g. the graph adjacency, the graph Laplacian or the modularity matrix [Chen *et al.*, 2014; Yang *et al.*, 2016]. While

the earliest solutions relied on matrix decomposition for optimizing embeddings, more recently, deep graph autoencoders have been found to be more flexible [Yang *et al.*, 2016; Thiagarajan *et al.*, 2016]. However, the lack of scalability has been a persistent limitation of these approaches. This motivated the design of state-of-the-art approaches such as DeepWalk [Perozzi *et al.*, 2014] and Node2Vec [Grover and Leskovec, 2016] that are based on a distributional hypothesis, popularly adopted in language modeling [Harris, 1954], where co-occurrence of two nodes in short random walks implies a strong notion of semantic similarity. Supported by efficient optimization strategies such as negative sampling [Mikolov *et al.*, 2013], these methods can easily deal with very large-scale networks.

Recently, with the emergence of multi-layered networks, *i.e.*, the same set of nodes with different relational structure in each layer [Li *et al.*, 2018], obtaining concise embeddings that preserve the multi-view relationships has become crucial. In contrast to the single-layer case, node embedding techniques for multi-layered networks must accommodate the extraction of both layer-wise (e.g. community detection) as well as unified representations (e.g. node classification). Due to the inherent challenges in multi-layered networks including heterogeneity in the relationship types and varying levels of sparsity in different layers, straightforward extensions of single-layer methods are ineffective [Zhang *et al.*, 2018]. Finally, scalability with respect to increasing number of layers, is an important design criterion.

In this paper, we develop a scalable embedding approach that first performs a DeepWalk-style optimization directly on the multi-layered network (M-DeepWalk), and utilizes a refinement strategy to further fine-tune the embeddings by encouraging cohesive community formation. We study the application of our approach to link prediction, node classification and community detection problems. Surprisingly, through the inclusion of multi-layer dependencies, we find that M-DeepWalk can already outperform state-of-the-art multi-layered embedding methods [Zhang *et al.*, 2018] in link prediction. However, with more challenging tasks such as node classification and multi-layered community detection, there is room for improvement. The premise of using short random walks to infer the underlying semantic structure relies on the assumption that the networks are highly sparse and the node co-occurrences follow a power law. However,

*This work was performed under the auspices of the U.S. Department of Energy by Lawrence Livermore National Laboratory under Contract DE-AC52-07NA27344.

by allowing inter-layer edges, that assumption can be violated in cases where the semantics persist over even longer walks. We address this limitation by including a *refinement* step, where the embeddings from M-DeepWalk are fine-tuned to produce more cohesive communities. Even with network datasets containing as many as 37 layers, we show that the proposed approach produces highly modular community structure, when compared to existing multi-layered community detection techniques.

2 Problem Definition

We represent a single-layer undirected, unweighted network as $\mathcal{G} = (\mathcal{V}, \mathcal{E})$, where \mathcal{V} denotes the set of nodes with cardinality $|\mathcal{V}| = N$, and \mathcal{E} denotes the set of edges. The goal of an embedding technique is to generate latent representations for the nodes, $\mathbf{X} \in \mathbb{R}^{N \times d}$, where d is the desired embedding dimensionality. Correspondingly, we denote a multi-layered network using a set of L inter-dependent networks $\mathcal{G}^{(l)} = (\mathcal{V}^{(l)}, \mathcal{E}^{(l)})$, for $l = 1, \dots, L$, where there exists a node mapping \mathcal{M} between every pair of layers to indicate which nodes in one network correspond to nodes in the other. Note that we expect different layers to contain common nodes, but do not require $\mathcal{V}^{(l)}$ to be the same. The complete set of nodes in the multi-layered network is denoted as $\mathcal{V} = \cup_{l=1}^L \mathcal{V}^{(l)}$, where \cup refers to union. Now, we define the inferencing tasks considered in this paper, which require the extraction of multi-layered network embeddings.

Definition 2.1. (Node classification) Given a multi-layered network $\{(\mathcal{V}^{(l)}, \mathcal{E}^{(l)})\}_{l=1}^L$ and the semantic labels \mathcal{Y}_{lab} for a subset of nodes $\mathcal{V}_{lab} \subset \mathcal{V}$, where each $y \in \mathcal{Y}_{lab}$ assumes one of the K pre-defined classes, predict labels for each of the nodes in the set $v \in \mathcal{V} \setminus \mathcal{V}_{lab}$.

Definition 2.2. (Link prediction) Given a multi-layered network $\{(\mathcal{V}^{(l)}, \mathcal{E}^{(l)})\}_{l=1}^L$, in a layer i , estimate the likelihood $p(e|l = i)$ for an unobserved edge $e \in \mathcal{E} \setminus \mathcal{E}^{(i)}$ to exist, where \mathcal{E} is the superset of all possible edges in layer i .

Definition 2.3. (Multi-layered community detection) Given a multi-layered network $\{(\mathcal{V}^{(l)}, \mathcal{E}^{(l)})\}_{l=1}^L$, identify coherent communities denoted by the sets $\mathcal{C}_1, \dots, \mathcal{C}_K$, such that each node i in every layer l is assigned to one of the communities, $\arg \max_k \mathcal{A}(v_i^{(l)}, \mathcal{C}_k)$. Here, \mathcal{A} denotes a similarity function.

3 Proposed Approach

As illustrated in Figure 1, our approach takes as input a multi-layered network, and infers d -dimensional latent representations for each of the nodes in $\mathcal{V} = \cup_{l=1}^L \mathcal{V}^{(l)}$. In contrast to state-of-the-art approaches [Liu *et al.*, 2017; Li *et al.*, 2018], we do not simultaneously optimize for common representations that are applicable to all layers and local representations that preserve the layer-specific network structure. Instead, we construct a multi-layer supra graph \mathcal{G}^{sup} , that explicitly models inter-layer dependencies, and obtain embeddings for each node in every layer using deep network embedding methods. While this process produces semantically meaningful embeddings, we show that it is beneficial to fine-tune the embeddings through refinement strategies that encourage cohesive community structure in the latent space.

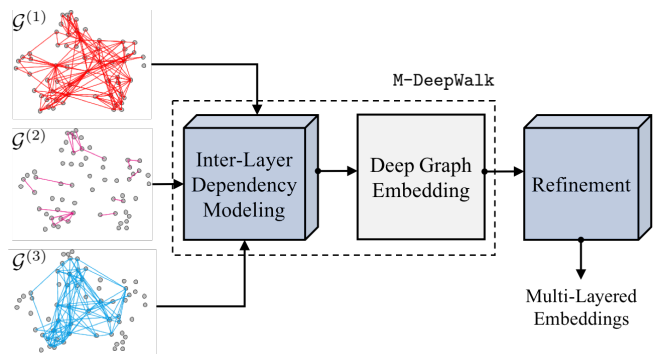


Figure 1: Proposed approach for extracting node embeddings from multi-layered networks.

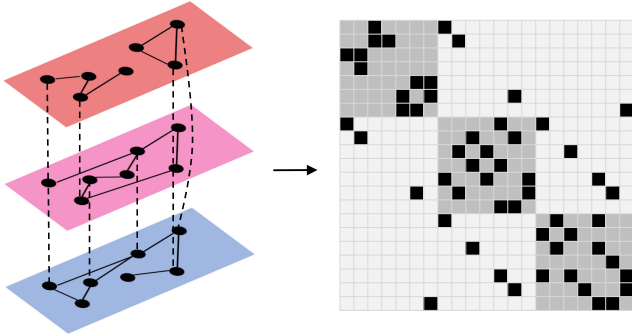
3.1 Node Embeddings using M-DeepWalk

We aim to exploit the dependencies across different layers by creating inter-layer edges, wherein such dependencies can be encoded into the latent representations through deep network embedding techniques such as DeepWalk [Perozzi *et al.*, 2014]. Broadly, structure discovery in multi-layered networks can be characterized using two scenarios: (a) a semantically coherent group can comprise nodes from all or a subset of the layers; and (b) a semantic concept can be discovered only within a specific layer and it is not apparent in other layers. This motivates the design of an embedding technique that respects the following constraints: For scenario (a), it is necessary to exploit the information flow across layers, whereas for the latter scenario, the latent embeddings should not be confused by the dependencies in other layers. In order to achieve this, we introduce inter-layer edges based on the similarities between local neighborhood structure. For a pair of nodes $v_i^{(l)}$ and $v_j^{(m)}$ from the layers l and m respectively, we introduce inter-layer edges as follows:

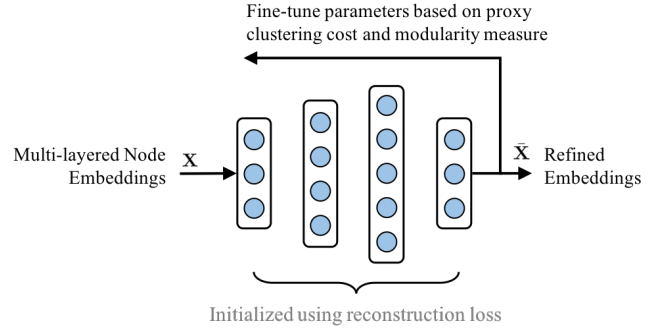
$$e_{ij}^{(l,m)} = 0, \text{ if } i \neq j, \\ e_{ij}^{(l,m)} = \frac{|\mathcal{N}_i^{(l)} \cap \mathcal{N}_j^{(m)}|}{|\mathcal{N}_i^{(l)} \cup \mathcal{N}_j^{(m)}|}, \text{ if } i = j \quad (1)$$

where $e_{ij}^{(l,m)}$ denotes the edge weight between the nodes $v_i^{(l)}$ and $v_j^{(m)}$, and $\mathcal{N}_i^{(l)}, \mathcal{N}_j^{(m)}$ are the neighborhoods of $v_i^{(l)}$ and $v_j^{(m)}$ respectively. Note that, the edge weight is computed as the Jaccard coefficient of the agreement in neighborhood lists between the two layers. This ensures that each node in a layer is connected only to its counterpart in another layer, and similar local neighborhoods is a strong indicator of a shared semantic structure. Upon computation of the edge weights, we convert $e_{ij}^{(k,l)}$ to binary connectivities using a specified threshold. The multi-layered network with the virtual inter-layer edges is referred as a *supra graph*, \mathcal{G}^{sup} (Figure 2(a)).

DeepWalk draws analogy between node sequences generated by short random walks on networks and sentences in a document corpus. Let us consider a simple metric walk \mathcal{W}_t at step t in a single-layer network \mathcal{G} , which is rooted at the node v_i . The transition probability between nodes v_i and v_j is $P(\mathcal{W}_{t+1} = v_j | \mathcal{W}_t = v_i) = h(\|\mathbf{x}_i - \mathbf{x}_j\|_2 / \sigma)$,



(a) Construction of supra graph for M-DeepWalk.



(b) Refining multi-layered embeddings from M-DeepWalk to produce cohesive structure.

Figure 2: (a) We introduce edges between a node and its counterparts in different layers to exploit the shared local structures. Here, we illustrate the supra graph construction for an example case with 7 nodes and 3 layers. The solid lines denote the existing intra-layer edges and the dashed lines denote the virtual inter-layer edges. Similarly, while the block diagonals in the adjacency matrix correspond to individual layers, the off-diagonal entries encode the inter-layer edges; (b) We refine the latent embeddings to produce cohesive community structure, through the use of a *proxy* clustering cost and modularity refinement.

where $\|\mathbf{x}_i - \mathbf{x}_j\|_2$ measures the closeness between two nodes in the latent space and h is a linking function that connects the node similarity to the actual co-occurrence probability. With appropriate choice of the walk length, the true metric can be recovered accurately from the co-occurrence statistics constructed using random walks. Denoting a S -step random walk on the network as $(v_0, v_1, \dots, v_{S-1})$, we attempt to obtain a vector space that can recover the likelihood of observing a node given its context, i.e., $P(v_S | v_0, v_1, \dots, v_{S-1})$ over several random walks. In the proposed approach, we utilize DeepWalk to learn embeddings for the $|\mathcal{V}|$ -nodes in \mathcal{G}^{sup} , and this is referred as M-DeepWalk.

3.2 Refinement Step

The success of M-DeepWalk relies on the assumption that networks are sparse and short random walks reveal all necessary semantics. However, due to the introduction of inter-layer edges, and varying levels of sparsity in different layers, this assumption can be violated in cases where the semantic relationships persist over longer walks. In order to address this challenge and to produce cohesive structure in the latent space, we propose to refine the learned embeddings. More specifically, we employ a *proxy* clustering cost, along with modularity based reassignment, to refine embeddings.

Architecture: We utilize a 4-layer fully connected neural network, \mathcal{H} , for implementing the refinement step. Since the representations from M-DeepWalk contain significant topological information as abstracted from the raw network data, we found that a reasonably shallow neural network is sufficient. As shown in Figure 2(b), the inputs to the network are embeddings $\mathbf{X} \in \mathbb{R}^d$ from M-DeepWalk and the goal is to produce fine-tuned embeddings $\bar{\mathbf{X}}$ (also in \mathbb{R}^d).

Proxy Clustering Loss: We initialize the model \mathcal{H} to an autoencoder, which minimizes a reconstruction objective (mean squared error). Since it is not straightforward to measure how cohesive the resulting structure is, and actually use it to update \mathcal{H} , we resort to a *proxy* clustering objective similar to [Xie *et al.*, 2016], i.e., produce low-entropy cluster as-

signment distributions. Assuming that there are K clusters of nodes in the latent space, we first perform k -means clustering on $\bar{\mathbf{X}}$, and calculate the likelihood for a node to be assigned to each of the clusters as:

$$q_{ik} = \frac{\left(1 + \|\bar{\mathbf{x}}_i - \mu_k\|^2 / \alpha\right)^{-\frac{\alpha+1}{2}}}{\sum_{k'=1}^K \left(1 + \|\bar{\mathbf{x}}_i - \mu_{k'}\|^2 / \alpha\right)^{-\frac{\alpha+1}{2}}}, \quad (2)$$

where μ_k is the centroid for the k^{th} cluster and $\alpha = 1$. Note, the layer index l for each node is omitted for clarity, though the estimation is carried out for every $v_i^{(l)}$. Given the probabilities from (2), we iteratively refine the assignments by learning from regions of high confidence. First, we construct a target distribution for each node:

$$p_{ik} = \frac{q_{ik}^2 / f_k}{\sum_{k'} q_{ik'}^2 / f_{k'}} \quad (3)$$

which is a reduced-entropy variant of q_i . Here, $f_k = \sum_k q_{ik}$ are the soft cluster frequencies. We treat this target as a pseudo-supervision to adjust parameters of \mathcal{H} , such that each node is assigned to one of the clusters with high certainty:

$$L = KL(P||Q) = \sum_i \sum_k p_{ik} \log\left(\frac{p_{ik}}{q_{ik}}\right). \quad (4)$$

Interestingly, this is similar to discriminative clustering methods [Ye *et al.*, 2008] that iteratively perform clustering and supervised dimensionality reduction based on the current clustering, for maximizing separability. After this step, the algorithm updates q_{ik} again according to eq. (2) and repeats this procedure until convergence, in terms of cluster assignment.

Modularity-Driven Refinement: Though the proxy clustering cost can be effective in producing cohesive structure, it relies heavily on the quality of the initial clustering. Hence, we propose to utilize the multi-slice modularity from the network to produce reliable embeddings. During each iteration

Table 1: Details for all datasets used in our experiments. Number of nodes and edges refers to the entire multi-layered network.

Dataset	# Nodes	# Edges	# Layers	Node Classification	Link Prediction	Community Detection
Leskovec-Ng	214	536	4	✓	✓	×
Reinnovation	1728	8,460	12	✓	✓	×
Congress Votes	6672	710,717	16	✓	✓	×
Mammography	3844	1,562,814	4	✓	✓	×
Balance Scale	2500	312,500	4	✓	✓	×
Vickers	87	740	3	×	✓	×
LAZEGA	211	2,571	3	×	✓	✓
CELEGANS	791	5,863	3	×	✓	✓
EU Airlines	2034	3,588	37	×	×	✓

of the refinement process, we move samples which have low modularity contribution to other communities, such that the modularity gain is maximized [Duch and Arenas, 2005].

In general, the modularity function [Newman, 2006] of a network is defined as the difference between the number of edges within cohesive communities and the expected number of edges over all pairs of nodes in a network. Formally,

$$Q = \frac{1}{2r} \sum_{i,j} \left(e_{ij} - \frac{n_i n_j}{2r} \right) \delta(c_i, c_j) \quad (5)$$

where e_{ij} denotes the connection between nodes v_i and v_j , n_i, n_j denote the degrees for node v_i and v_j respectively, $r = \frac{1}{2} \sum_i n_i$ is the total number of edges and $\delta(\cdot)$ is the Kronecker delta function which equals one only when the community memberships for nodes v_i and v_j , namely c_i and c_j , are the same. Extending this to the case of multi-layered networks provides the multi-slice modularity [Mucha *et al.*, 2010]:

$$Q_{\text{multi}} = \frac{1}{2\mu} \sum_{i,j} \sum_{l,m} \left[\left(e_{ij}^{(l)} - \gamma^{(l)} \frac{n_i^{(l)} n_j^{(l)}}{2r_l} \right) \delta(l, m) + \delta(i, j) \sigma_j^{(l,m)} \right] \delta(c_i^{(l)}, c_j^{(m)}), \quad (6)$$

where μ is a normalization factor, $\gamma^{(l)}$ is the resolution parameter for layer l , $\sigma_j^{(l,m)}$ is the coupling parameter between a pair of corresponding nodes in different layers, i.e., $v_j^{(l)}$ and $v_j^{(m)}$, and the other parameters are direct extensions from (5) to each layer l . Rewriting (6) to describe the contribution of each node to the modularity function:

$$\begin{aligned} Q_{\text{multi}} &= \frac{1}{2\mu} \left[\sum_l \sum_i \sum_{j \in \mathcal{C}_i^{(l)}} \left(e_{ij}^{(l)} - \gamma^{(l)} \frac{n_i^{(l)} n_j^{(l)}}{2r_l} \right) \right. \\ &\quad \left. + \sum_l \sum_i \sum_{m \neq l} \sum_{j \in \mathcal{C}_i^{(l)}} \sigma_i^{(l,m)} \right] \\ &= \frac{1}{2\mu} \left[\sum_l \sum_i \left(n_{c_i} - \gamma^{(l)} n_i^{(l)} \frac{r_{c_i^{(l)}}}{r_l} \right) + \sum_l \sum_i \sigma n_{c_i^{(l)}} \right] \\ &= \frac{1}{2\mu} \sum_l \sum_i \left(n_{c_i} - \gamma^{(l)} n_i^{(l)} \frac{r_{c_i^{(l)}}}{r_l} + \sigma n_{c_i^{(l)}} \right) \quad (7) \end{aligned}$$

This essentially extends the ‘‘fitness score’’ in [Duch and Arenas, 2005] to multi-layered networks. Here, we assumed that $\gamma_l, \sigma_i^{l,m}$ are constants for all nodes. We use n_{c_i} to denote the number of edges in layer l that connect node $v_i^{(l)}$ to other nodes with the label $j_i^{(l)}$. On the other hand, $n_{c_i^{(l)}}$ denotes the number of counterpart nodes of $v_i^{(l)}$ which also share the label $j_i^{(l)}$. The final summation term in eq. (7) defines the contribution from $v_i^{(l)}$ to the multi-slice modularity. Now, we measure the fitness score by normalizing the intra- and inter-layer contribution terms separately:

$$\lambda_i^{(l)} = \frac{n_{c_i}}{n_i^{(l)}} - \gamma \frac{r_{c_i^{(l)}}}{r_l} + \sigma \frac{n_{c_i^{(l)}}}{n_i^{(l,m)}} \quad (8)$$

where $n_i^{(l,m)}$ refers to the number of counterparts of $v_i^{(l)}$. Following the probabilistic selection process in [Duch and Arenas, 2005; Boettcher, 2001], nodes in \mathcal{V} are first sorted in ascending order based on their fitness scores, and then sampled according to the probability: $p(s) \propto s^{-\tau}$ where s is the rank of node after sorting and $\tau \sim 1 + \frac{1}{\ln(|\mathcal{V}|)}$. Next, we move the sampled node i' to community k' which gives the largest gain of Q_{multi} . To reflect the updated assignment for the overall refinement process, we increase the community likelihoods $q_{i'k'}$ (eq. (2)) by a constant c and re-normalize the probabilities. Note that the change of community structure requires $\lambda_i^{(l)}$ to be re-calculated before next node is sampled. This sample and update process is repeated for a desired number of iterations. Subsequently, we carry out the calculation of eq. (3) and optimization in eq. (4).

4 Experiments

4.1 Datasets

Table 1 lists the statistics of the datasets used in our experiments and indicates which tasks they were used to evaluate. **Leskovec-Ng** [Chen and Hero, 2017]: This data describes 20 year co-authorship information in 5-year intervals, i.e., 4-layers. In a layer, two researchers are connected if they co-authored in that 5-year interval and the researcher’s group affiliation is the label.

Reinnovation: This data describes the global innovation index for 144 countries (nodes). This network contains 12 lay-

Table 2: *Node Classification* - Accuracy (%) of the proposed approach in predicting node labels, when compared to baseline methods.

Method	Dataset				
	Leskovec-Ng	Reinnovation	Congress Votes	Mammography	Balance Scale
DeepWalk	99.2	74.7	99.8	80.6	90.9
LINE	91.1	69.1	98.0	80.9	78.5
Node2Vec	96.3	76.0	92.4	80.2	89.3
PMNE	94.5	77.4	98.4	78.5	91.1
MNE	92.4	75.0	-	74.3	82.4
Proposed (w/o refine)	99.7	76.0	100	81.3	90.5
Proposed (w/ refine)	100	85.1	100	81.5	92.1

ers encoding similarities in different sectors, e.g. infrastructure. The label at each node denotes the development level.

Congress Votes [Schlimmer, 1987]: Based on the 1984 US congressional voting records, it includes votes from 435 congressmen for 16 bills, which results in a 16-layered network. Each node is labeled as either a democrat or republican.

UCI Mammography [Elter *et al.*, 2007]: This contains information about mammographic mass lesions from 961 subjects, where the 4 layers are constructed using attributes such as the BI-RADS assessment, density of the lesion etc.

UCI Balance Scale [Dua and Karra Taniskidou, 2017]: This summarizes results from a psychological experiment, where 4 attributes (left weight, the left distance, the right weight, and the right distance) were used to build the layers.

Vickers [Vickers and Chan, 1981]: This models the social structure of 29 students from Victoria, Australia. Each node is a student with gender as its label, and the three network layers are constructed based on student responses to a questionnaire.

LAZEGA [Lazega and others, 2001]: This multiplex network consists of 3 relationship types (co-work, friendship and advice) between partners of a corporate partnership.

C.ELEGANS [Chen *et al.*, 2006]: This multiplex network consists of 3 layers describing synaptic junctions among a group of neurons.

EU Airlines [Cardillo *et al.*, 2013]: In this air transportation multiplex network, each layer shows which cities have a direct flight between them with a certain European airline. There are 450 cities (nodes) and 37 airlines (layers) in total.

4.2 Baseline Methods

DeepWalk [Perozzi *et al.*, 2014]: This first performs random walk on the network, and then uses the Skip-gram algorithm to infer embeddings.

LINE [Tang *et al.*, 2015]: This improves over DeepWalk by adding a direct link fitting term to its cost function, and exploits higher-order relations via 2-hop neighborhoods.

Node2Vec [Grover and Leskovec, 2016]: By parameterizing depth-first and breadth-first random walks in DeepWalk, this produces better embeddings for certain types of nodes.

PMNE [Liu *et al.*, 2017]: This employs different merge strategies to combine embeddings from each of the layers in a multi-layered network. In particular, we consider the results aggregation strategy, since it often outperforms other variants.

MNE [Zhang *et al.*, 2018]: This recent embedding approach jointly optimizes for common embeddings that control information transfer while producing an additional representation to capture the distinct aspects of a layer.

GenLouvain [Jutla *et al.*, 2011]: This modularity based community detection algorithm is very popular for extracting cohesive communities in multi-layered networks and produces state-of-the-art results on several datasets.

4.3 Node Classification

In this experiment, we assume that the true labels are observed for only a subset of the nodes and we predict the labels for the remaining nodes using a classifier trained on the node embeddings. More specifically, for each of the datasets we used a linear SVM classifier and the results reported are obtained using 3-fold cross validation (with the smaller partition for training). The node classification accuracy was used as the evaluation metric. Table 2 shows the performance obtained using our proposed approach as well as the baseline methods. Note that, for the proposed approach, we show the results obtained with and without the refinement step. The first striking observation is that M-DeepWalk already produces highly competitive performance on all datasets, when compared to existing single-layer and multi-layer methods. Second, incorporating the proposed refinement strategy improves the performance further and thus produces state-of-the-art results. For example, with the Reinnovation dataset, our method achieves 10% higher accuracy than the recent multiplex network embedding approach [Zhang *et al.*, 2018]. Note, on the *congress votes* data, the publicly released CPU-version of MNE either did not converge stably and could not produce valid embeddings.

4.4 Link Prediction

For each of the datasets, we randomly choose a subset of edges in each layer and remove them from the multi-layered network. Next, we extract node embeddings using the incomplete network, and estimate the likelihood for each of the missing edges. While the edges that were randomly removed are marked as positive, those edges which were not originally present are negative. We evaluate the link prediction performance by the algorithm’s ability to accept positive links while rejecting the negative links. The likelihood is estimated as the cosine similarity between the two nodes cor-

Table 3: *Link Prediction* - AUROC score of our approach in accepting positive links and rejecting negative links in multi-layered networks.

Dataset	Method				
	DeepWalk	LINE	Node2Vec	PMNE	Proposed
Leskovec-Ng	0.84	0.62	0.71	0.49	0.84
Reinnovation	0.99	0.78	0.99	0.78	0.99
Congress Votes	1.0	0.99	1.0	0.79	1.0
Mammography	1.0	1.0	1.0	0.77	1.0
Balance Scale	1.0	1.0	1.0	0.82	1.0
Vickers	0.83	0.68	0.76	0.84	0.89
LAZEGA	0.88	0.69	0.8	0.82	0.91
C.ELEGANS	0.93	0.77	0.89	0.75	0.944

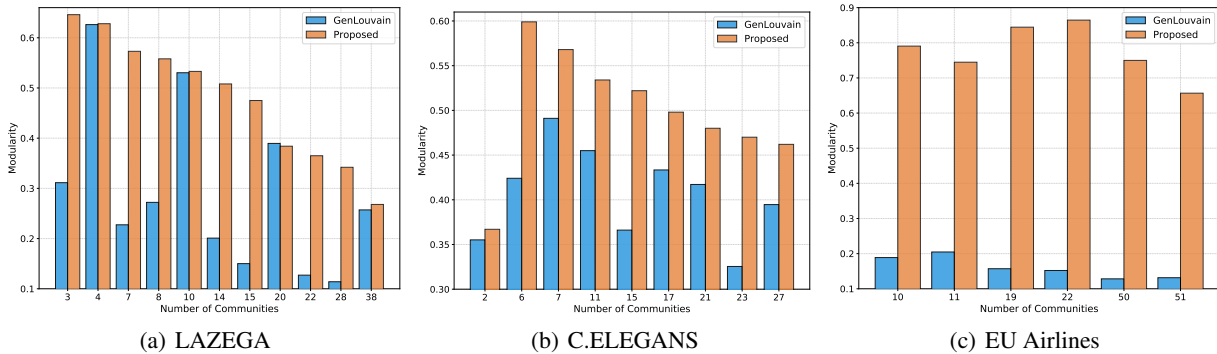


Figure 3: *Multi-layered community detection* - Modularity scores of our approach as compared to GenLouvain.

responding to an edge. In our experiment, we performed a 5-fold cross validation on the set of edges in each layer and report AUROC (area under the ROC curve) as the evaluation metric. In contrast to the node classification task, this task relies heavily on the local structure in each of the layers, and hence single-layer embeddings form a strong baseline. Surprisingly, with hyperparameter tuning (e.g. sufficient number of walks), simple baselines like DeepWalk are more competitive than observed in [Zhang *et al.*, 2018]. As observed in Table 3, for 5 out of the 9 datasets, DeepWalk performs as well as more sophisticated methods without any additional inter-layer information. However, in cases where the information transfer from other layers is required to reliably predict a link, the proposed approach provides improvements, for example in Vickers, LAZEGA and C.ELELGANS datasets. Another observation is that including the refinement step did not provide apparent improvements in this task.

4.5 Multi-layered Community Detection

In the final experiment, we evaluate the proposed approach on multi-layered community detection, in terms of producing cohesive community structure. As defined in Section 2, this formulation can form communities that are comprised of nodes from multiple layers. The multiplex networks that we consider for this task are unlabeled, and hence we resort to unsupervised learning. For evaluation, we utilize the modularity metric. Most existing multi-layered network embedding ap-

proaches either do not explicitly optimize for modularity or constraint the community assignment across layers to be the same. Hence, we compare our results to the popular GenLouvain algorithm. The number of communities is an important parameter and for a comprehensive comparison, we generate different number of communities produced with GenLouvain, by varying the γ and σ . For each of those cases, we performed k -means on the embeddings from our approach, with the same number of communities. The performance of the GenLouvain and the proposed approach are visualized in Figure 3. We observe that the performance of GenLouvain is highly sensitive to the number of communities chosen. In many cases, the algorithm fails to discover meaningful communities. On the contrary, our approach is consistently better and stable.

5 Conclusions

This paper presents a novel approach to extract node embeddings from multi-layered networks. While the locally adaptive inter-layer edge construction facilitates complex dependency modeling for M-DeepWalk, the refinement stage produces more cohesive structure in the latent space. Empirical studies demonstrate that the proposed approach is highly effective in a variety of tasks including link prediction, node classification and multi-layered community detection. In addition to outperforming existing single- and multi-layer embedding methods, we showed that the proposed approach

scales to a large number of layers and produces highly effective node embeddings.

References

- [Boettcher, 2001] S Boettcher. S. boettcher and ag percus, phys. rev. lett. 86, 5211 (2001). *Phys. Rev. Lett.*, 86:5211, 2001.
- [Cardillo *et al.*, 2013] Alessio Cardillo, Jesús Gómez-Gardenes, Massimiliano Zanin, Miguel Romance, David Papo, Francisco Del Pozo, and Stefano Boccaletti. Emergence of network features from multiplexity. *Scientific reports*, 3:1344, 2013.
- [Chen and Hero, 2017] Pin-Yu Chen and Alfred O Hero. Multilayer spectral graph clustering via convex layer aggregation: Theory and algorithms. *IEEE Transactions on Signal and Information Processing over Networks*, 3(3):553–567, 2017.
- [Chen *et al.*, 2006] Beth L Chen, David H Hall, and Dmitri B Chklovskii. Wiring optimization can relate neuronal structure and function. *Proceedings of the National Academy of Sciences*, 103(12):4723–4728, 2006.
- [Chen *et al.*, 2014] Mingming Chen, Konstantin Kuzmin, and Boleslaw K Szymanski. Community detection via maximization of modularity and its variants. *IEEE Transactions on Computational Social Systems*, 1(1):46–65, 2014.
- [Ding *et al.*, 2016] Weicong Ding, Christy Lin, and Prakash Ishwar. Node embedding via word embedding for network community discovery. *arXiv preprint arXiv:1611.03028*, 2016.
- [Dua and Karra Taniskidou, 2017] Dheeru Dua and Efi Karra Taniskidou. UCI machine learning repository, 2017.
- [Duch and Arenas, 2005] Jordi Duch and Alex Arenas. Community detection in complex networks using extremal optimization. *Physical review E*, 72(2):027104, 2005.
- [Eagle and Pentland, 2006] Nathan Eagle and Alex Sandy Pentland. Reality mining: sensing complex social systems. *Personal and ubiquitous computing*, 10(4):255–268, 2006.
- [Elter *et al.*, 2007] M Elter, R Schulz-Wendtlund, and T Wittenberg. The prediction of breast cancer biopsy outcomes using two cad approaches that both emphasize an intelligible decision process. *Medical physics*, 34(11):4164–4172, 2007.
- [Fornito *et al.*, 2013] Alex Fornito, Andrew Zalesky, and Michael Breakspear. Graph analysis of the human connectome: promise, progress, and pitfalls. *Neuroimage*, 80:426–444, 2013.
- [Grover and Leskovec, 2016] Aditya Grover and Jure Leskovec. node2vec: Scalable feature learning for networks. In *Proceedings of the 22nd ACM SIGKDD International Conference on Knowledge Discovery and Data Mining*, pages 855–864. ACM, 2016.
- [Harris, 1954] Z.S. Harris. *Distributional Structure*. 1954.
- [Jutla *et al.*, 2011] Inderjit S Jutla, Lucas GS Jeub, and Peter J Mucha. A generalized louvain method for community detection implemented in matlab. URL <http://netwiki.amath.unc.edu/GenLouvain>, 2011.
- [Lazega and others, 2001] Emmanuel Lazega *et al.* *The collegial phenomenon: The social mechanisms of cooperation among peers in a corporate law partnership*. Oxford University Press on Demand, 2001.
- [Li *et al.*, 2018] Jundong Li, Chen Chen, Hanghang Tong, and Huan Liu. Multi-layered network embedding. In *Proceedings of the 2018 SIAM International Conference on Data Mining*, pages 684–692. SIAM, 2018.
- [Liu *et al.*, 2017] Weiyi Liu, Pin-Yu Chen, Sailung Yeung, Toyotaro Suzumura, and Lingli Chen. Principled multilayer network embedding. In *2017 IEEE International Conference on Data Mining Workshops (ICDMW)*, pages 134–141. IEEE, 2017.
- [Mikolov *et al.*, 2013] Tomas Mikolov, Ilya Sutskever, Kai Chen, Greg S Corrado, and Jeff Dean. Distributed representations of words and phrases and their compositionality. In *Advances in neural information processing systems*, pages 3111–3119, 2013.
- [Mucha *et al.*, 2010] Peter J Mucha, Thomas Richardson, Kevin Macon, Mason A Porter, and Jukka-Pekka Onnela. Community structure in time-dependent, multiscale, and multiplex networks. *science*, 328(5980):876–878, 2010.
- [Newman, 2006] Mark EJ Newman. Finding community structure in networks using the eigenvectors of matrices. *Physical review E*, 74(3):036104, 2006.
- [Perozzi *et al.*, 2014] Bryan Perozzi, Rami Al-Rfou, and Steven Skiena. Deepwalk: Online learning of social representations. In *Proceedings of the 20th ACM SIGKDD international conference on Knowledge discovery and data mining*, pages 701–710. ACM, 2014.
- [Rao *et al.*, 2015] Nikhil Rao, Hsiang-Fu Yu, Pradeep K Ravikumar, and Inderjit S Dhillon. Collaborative filtering with graph information: Consistency and scalable methods. In *Advances in neural information processing systems*, pages 2107–2115, 2015.
- [Schlimmer, 1987] Jeffrey Curtis Schlimmer. Concept acquisition through representational adjustment. 1987.
- [Tang *et al.*, 2015] Jian Tang, Meng Qu, Mingzhe Wang, Ming Zhang, Jun Yan, and Qiaozhu Mei. Line: Large-scale information network embedding. In *Proceedings of the 24th International Conference on World Wide Web*, pages 1067–1077. International World Wide Web Conferences Steering Committee, 2015.
- [Thiagarajan *et al.*, 2016] Jayaraman J Thiagarajan, Prasanna Sattigeri, Karthikeyan Natesan Ramamurthy, and Bhavya Kailkhura. Robust local scaling using conditional quantiles of graph similarities. In *Data Mining Workshops (ICDMW), 2016 IEEE 16th International Conference on*, pages 762–769. IEEE, 2016.
- [Vickers and Chan, 1981] M Vickers and S Chan. Representing classroom social structure. *Victoria Institute of Secondary Education, Melbourne*, 1981.
- [Xie *et al.*, 2016] Junyuan Xie, Ross Girshick, and Ali Farhadi. Unsupervised deep embedding for clustering analysis. In *International Conference on Machine Learning (ICML)*, 2016.
- [Yang *et al.*, 2016] Liang Yang, Xiaochun Cao, Dongxiao He, Chuan Wang, Xiao Wang, and Weixiong Zhang. Modularity based community detection with deep learning. In *IJCAI*, pages 2252–2258, 2016.
- [Ye *et al.*, 2008] Jieping Ye, Zheng Zhao, and Mingrui Wu. Discriminative k-means for clustering. In *Advances in neural information processing systems*, pages 1649–1656, 2008.
- [Zhang *et al.*, 2018] Hongming Zhang, Liwei Qiu, Lingling Yi, and Yangqiu Song. Scalable multiplex network embedding. In *IJCAI*, pages 3082–3088, 2018.