

MULTIPLE SOURCE DIRECTION OF ARRIVAL ESTIMATION USING SUBSPACE PSEUDOINTENSITY VECTORS

Alastair H. Moore

Imperial College London
Department of Electrical and Electronic Engineering
London, SW7 2AZ

ABSTRACT

The recently proposed subspace pseudointensity method for direction of arrival estimation is applied in the context of Tasks 1 and 2 of the LOCATA Challenge using the Eigenmike recordings. Specific implementation details are described and results reported for the development dataset, for which the ground truth source directions are available. For both single and multiple source scenarios, the average absolute error angle is about 9° degrees.

Index Terms— direction of arrival estimation, spherical microphone array, multiple sources, array processing

1. INTRODUCTION

In recent years many direction of arrival (DOA) estimation methods operating in the spherical harmonic (SH) domain have been proposed [1, 2, 3, 4, 5, 6, 7, 8, 9, 10, 11]. These methods transform the signals captured by a spherical microphone array into a representation in which the steering vectors are independent of the specific array geometry and of frequency. In practice, the size of the sphere, the number of microphones and their arrangement affect the signal-to-noise ratio (SNR) as a function of frequency, limiting the usable frequency region.

The subspace pseudointensity vector (SSPIV) method [11] uses frequency smoothing [3, 8], in addition to conventional time-smoothing, to estimate the SH covariance matrix of the sound field over a range of frequencies. This reduces the coherence caused by multipath propagation and allows DOA estimates to be obtained from shorter observation intervals, i.e. with less time-smearing, than those based on a single frequency bin.

Exploiting window-disjoint orthogonality (WDO) [12], it has become common to estimate the DOA of a single source in each time-frequency (TF) region before combining these estimates to estimate the number of sources and their directions. Some methods [8, 9, 10] specifically test each TF region for the validity of this assumption before deciding whether to include it in the overall estimation. However, this can lead to relatively few DOA estimates being retained. In contrast the SSPIV method includes all the local estimates on the assumption that, on average, even erroneous local estimates will tend to cluster around the true DOAs.

The SSPIV method is fully described in [11] and so will not be repeated in this work. Rather we focus on a block-level description of the overall system in Section 2 and specific implementation issues in Section 3. In Section 4 results are reported for Tasks 1

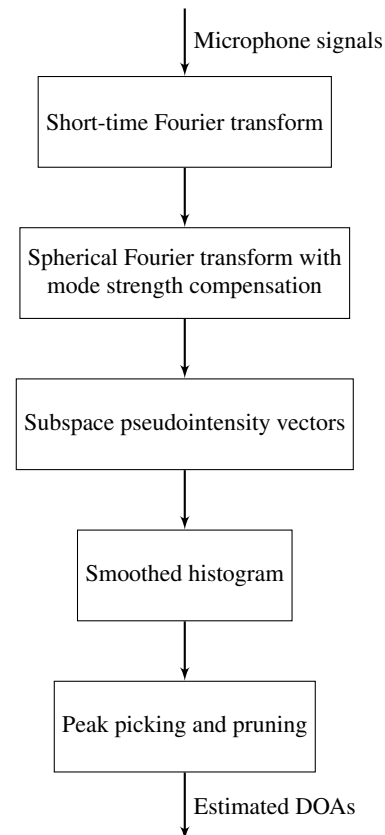


Figure 1: System diagram

and 2 of the LOCATA Challenge development dataset [13]. Finally, Section 5 concludes the paper.

2. SYSTEM DESCRIPTION

Figure 1 shows an overview of the system used to perform DOA estimation for the LOCATA Challenge. The 32-channel Eigenmike signals are first transformed to the short time Fourier transform (STFT) domain before further transformation to the SH domain [14]. Mode strength compensation is used to account for the scattering effect of the rigid spherical geometry of the microphone array. SSPIVs are calculated at each TF bin according to [11], i.e. at each TF bin a Cartesian unit vector is obtained whose direction

This work was supported by the Engineering and Physical Sciences Research Council [grant number EP/M026698/1].

points towards an estimate of the DOA for that TF bin.

A 2-dimensional histogram of all the SSPIVs' directions is obtained in terms of the azimuth and inclination (defined as per the LOCATA definition of elevation) components. The histogram grid is regularly spaced in azimuth and inclination which means that the equivalent surface area of each patch on the sphere is non-uniform. The raw histogram is smoothed with a Gaussian kernel, defined in terms of the solid angle between bins. In this way local peaks around a true source direction are removed, which is especially important near the poles where patches are more sparsely populated.

The 10 largest peaks in the smoothed histogram are initially picked as candidate source directions. Only peaks whose height are greater than β times the height of the lowest peak (which is assumed to be due to noise) are retained.

3. IMPLEMENTATION DETAILS

Specific parameter values for the implementation are given in Table 1.

Description [°]	Value	Units
STFT frame duration	4	ms
STFT overlap factor	75	%
SH order of analysis	3	—
Covariance matrix time span	16	ms
Covariance matrix frequency span	350	Hz
Minimum frequency	800	Hz
Maximum frequency	3500	Hz
Histogram azimuth bin width	2	°
Histogram inclination bin width	2	°
Standard deviation of Gaussian smoothing kernel	4	°
Peak height ratio threshold, β	2	—

Table 1: Parameter values used in implementation.

4. RESULTS

4.1. Task 1

Table 2 gives the accuracy of DOA estimation using the SSPIV method for Task 1, in which a single static source is present. Since it is known a priori that only one source is present, it is sufficient in the peak picking step to choose only the largest peak in the histogram. The average error in azimuth is 8.6° while in elevation it is 2.9° giving a combined solid angle error of 9.2° .

Rec #	Azimuth [°]	Elevation [°]	Combined [°]
1	10.5	2.5	10.8
2	5.7	4.1	6.9
3	9.5	2.2	9.7
Avg	8.6	2.9	9.2

Table 2: Estimation error for source DOAs in Task 1.

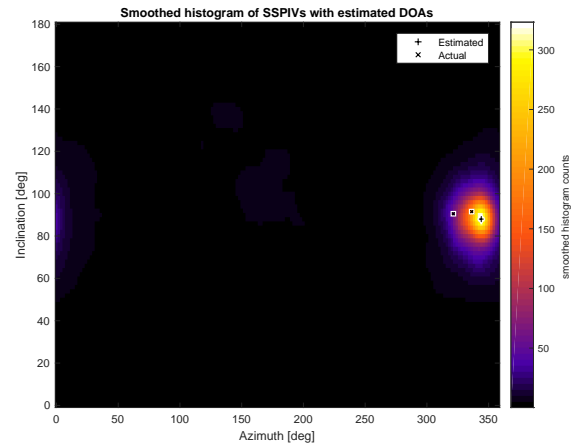


Figure 2: Smoothed histogram of SSPIVs obtained for Task 2, recording 1 with ground truth and estimated DOAs.

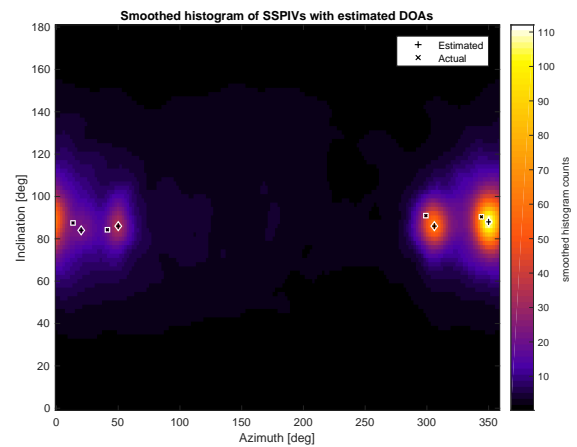


Figure 3: Smoothed histogram of SSPIVs obtained for Task 2, recording 2 with ground truth and estimated DOAs.

4.2. Task 2

In Task 2 an unknown number of static sources are present. The task therefore includes both DOA estimation and source counting. Table 3 gives the accuracy of DOA estimation using the SSPIV method. It can be seen that for recording 1 only one of the two sources are detected. Figure 2 shows the smoothed histogram of SSPIVs and there is clearly no second peak corresponding to the second source.

In recordings 2 and 3, where more sources are active, all sources are identified. Figure 3 shows the smoothed histogram of SSPIVs for recording 2. The source at azimuth 13° leads to a relatively small peak but is, nevertheless, detected.

Neglecting the missed source, the average error in azimuth is 8.9° while in elevation it is 2.7° giving a combined solid angle error of 9.5° . These values are remarkably close to those obtained for a single source, suggesting that the SSPIV method is well suited to multiple source DOA estimation in real-world environments.

Rec #	Src #	Azimuth [$^\circ$]	Elevation [$^\circ$]	Combined [$^\circ$]
1	1	7.1	3.5	8.5
	2	—	—	—
2	1	8.8	1.7	8.9
	2	6.6	3.5	7.5
	3	5.8	2.4	6.3
	4	6.8	4.9	8.4
3	1	19.2	0.9	19.2
	2	6	2.2	6.4
	3	10.7	2.6	10.9
Avg	—	8.9	2.7	9.5

Table 3: Estimation error for source DOAs in Task 2.

5. CONCLUSIONS

The application of the SSPIV method to DOA estimation for single and multiple sources in the context of the LOCATA Challenge has been described. Sources are estimated in both cases with a mean absolute error of about 9° .

6. REFERENCES

- [1] B. Rafaely, "Plane-wave decomposition of the pressure on a sphere by spherical convolution," *J. Acoust. Soc. Am.*, vol. 116, no. 4, pp. 2149–2157, Oct. 2004.
- [2] H. Teutsch and W. Kellermann, "EB-esprit: 2D localization of multiple wideband acoustic sources using eigen-beams," in *Proc. IEEE Intl. Conf. on Acoustics, Speech and Signal Processing (ICASSP)*, vol. 3, Mar. 2005, pp. iii/89–iii/92.
- [3] D. Khaykin and B. Rafaely, "Coherent signals direction-of-arrival estimation using a spherical microphone array: Frequency smoothing approach," in *Proc. IEEE Workshop on Applications of Signal Processing to Audio and Acoustics (WASPAA)*, New Paltz, NY, USA, Oct. 2009, pp. 221–224.
- [4] D. P. Jarrett, E. A. P. Habets, and P. A. Naylor, "3D source localization in the spherical harmonic domain using a pseudointensity vector," in *Proc. European Signal Processing Conf. (EUSIPCO)*, Aalborg, Denmark, Aug. 2010, pp. 442–446.
- [5] B. Rafaely, Y. Peled, M. Agmon, D. Khaykin, and E. Fisher, "Spherical microphone array beamforming," in *Speech Processing in Modern Communication: Challenges and Perspectives*, I. Cohen, J. Benesty, and S. Gannot, Eds. PUB-SV, Jan. 2010.
- [6] H. Sun, E. Mabande, K. Kowalczyk, and W. Kellermann, "Localization of distinct reflections in rooms using spherical microphone array eigenbeam processing," *J. Acoust. Soc. Am.*, vol. 131, pp. 2828–2840, 2012.
- [7] C. Evers, A. H. Moore, and P. A. Naylor, "Multiple source localisation in the spherical harmonic domain," in *Proc. Intl. Workshop on Acoustic Signal Enhancement (IWAENC)*, Nice, France, July 2014.
- [8] O. Nadiri and B. Rafaely, "Localization of multiple speakers under high reverberation using a spherical microphone array and the direct-path dominance test," *IEEE/ACM Trans. Audio, Speech, Lang. Process.*, vol. 22, no. 10, pp. 1494–1505, Oct. 2014.
- [9] A. H. Moore, C. Evers, P. A. Naylor, D. L. Alon, and B. Rafaely, "Direction of arrival estimation using pseudo-intensity vectors with direct-path dominance test," in *Proc. European Signal Processing Conf. (EUSIPCO)*, 2015.
- [10] D. Pavlidi, S. Delikaris-Manias, V. Pulkki, and A. Mouchtaris, "3D localization of multiple sound sources with intensity vector estimates in single source zones," in *Proc. European Signal Processing Conf. (EUSIPCO)*, 2015.
- [11] A. H. Moore, C. Evers, and P. A. Naylor, "Direction of arrival estimation in the spherical harmonic domain using subspace pseudointensity vectors," *IEEE/ACM Trans. Audio, Speech, Lang. Process.*, 2016. [Online]. Available: <http://dx.doi.org/10.1109/TASLP.2016.2613280>
- [12] S. Rickard and Z. Yilmaz, "On the approximate W-disjoint orthogonality of speech," in *Proc. IEEE Intl. Conf. on Acoustics, Speech and Signal Processing (ICASSP)*, vol. 1, Apr. 2002, pp. 529–532.
- [13] H. W. Löllmann, C. Evers, A. Schmidt, H. Mellmann, H. Barfuss, P. A. Naylor, and W. Kellermann, "The LOCATA challenge data corpus for acoustic source localization and tracking," in *IEEE Sensor Array and Multichannel Signal Processing Workshop (SAM)*, Sheffield, UK, July 2018.
- [14] B. Rafaely, *Fundamentals of Spherical Array Processing*, ser. Springer Topics in Signal Processing. Berlin Heidelberg: Springer-Verlag, 2015.