

ON SOME PROPERTIES OF THE NEW SINE-SKEWED CARDIROID DISTRIBUTION

ABSTRACT. The new Sine Skewed Cardioid (ssc) distribution been just introduced and characterized by Ahsanullah (2018). Here, we study the asymptotic properties of its tails by determining its extreme value domain, the characteristic function, the moments and likelihood estimators of the two parameters, the asymptotic normality of the moments estimators and the random generation of data from the ssc distribution. Finally, we proceed to a simulation study to show the performance of the random generation method and the quality of the moments estimation of the parameters.

(¹) Cherif Mamadou Moctar Traoré.

Université des Sciences, des Technique et des Technologies, Bamako, Mali
Email : cheriftraore75@yahoo.com

(²) Moumouni Diallo

Université des Scences Economiques et de Gestion (USEG), Bamako, Mali.
Email : moudiallo1@gmail.com.

(³) Gane Samb Lo.

LERSTAD, Gaston Berger University, Saint-Louis, Sénégal (main affiliation).
LSTA, Pierre and Marie Curie University, Paris VI, France.
AUST - African University of Sciences and Technology, Abuja, Nigeria
gane-samb.lo@edu.ugb.sn, gslo@aust.edu.ng, ganesamblo@ganesamblo.net
Permanent address : 1178 Evanston Dr NW T3P 0J9, Calgary, Alberta, Canada.

(⁴) Mouhamad Ahsanullah

Department of Management Sciences. Rider University. Lawrenceville, New Jersey, USA
Email : ahsan@rider.edu

(⁵) Okereke Lois Chinwendu

AUST - African University of Sciences and Technology, Abuja, Nigeria
Email : lokereke@aust.edu.ng.

1. INTRODUCTION

Ahsanullah (2018) introduced the new distribution with probability distribution function (*pdf*)

$$f(x) = \frac{1}{2\pi}(1 + \lambda \sin x)(1 + \rho \cos x)1_{[-\pi, \pi]},$$

associated with the parameters $(\lambda, \rho) \in [-1, 1]^2$ and named as the sine-skewed cardioid distribution.

In this note, we will state a number properties of that new law. In particular, we are going asymptotic properties of its tails by determining its extreme value domain, the moments and likelihood estimators of the two parameters, the asymptotic normality of the moments estimators and the random generation of data from the ssc distribution. But, before we proceed, we recall for [Ahsanullah \(2018\)](#) that the cumulative distribution function (cdf) is

$$F(x) = \frac{1}{2} + \frac{1}{2\pi} \left(x - \lambda(\cos x + 1) + \rho \sin x - \frac{\lambda\rho}{4}(\cos 2x - 1) \right), \quad x \in [-\pi, \pi].$$

To prepare studying the upper tail (in a neighborhood of π) and the lower tail (in a neighborhood of $-\pi$), we may write, respectively, for $x \in [-\pi, \pi]$,

$$(1.1) \quad F(x) = 1 - \frac{1}{2\pi} \left((\pi - x) - \lambda(\cos x + 1) + \rho \sin(\pi - x) - \frac{\lambda\rho}{4}(\cos 2x - 1) \right)$$

and

$$(1.2) \quad F(x) = \frac{1}{2\pi} \left((x + \pi) - \lambda(\cos x + 1) - \rho \sin(\pi + x) - \frac{\lambda\rho}{4}(\cos 2x - 1) \right).$$

We will have to deal with some statistical properties. So, we suppose that we have a sequence X, X_1, X_2, \dots , etc. of real-valued random variables defined on the same probability space $(\Omega, \mathcal{A}, \mathbb{P}$ with *cdf* F , then supported by $[-\pi, \pi]$. We define the sequence of empirical maxima and the minim

$$X_{1,n} = \min(X_1, \dots, X_n) \text{ and } X_{n,n} = \max(X_1, \dots, X_n), \quad n \geq 1$$

and the empirical moments

$$\bar{X}_n = \frac{1}{n} \sum_{1 \leq j \leq n} X_j, \quad S_n^2 = \frac{1}{n-1} \sum_{1 \leq j \leq n} (X_j - \bar{X}_n)^2, \quad n \geq 2$$

and the non-centered second moment

$$m_{2,n} = \frac{1}{n} \sum_{1 \leq j \leq n} X_j^2.$$

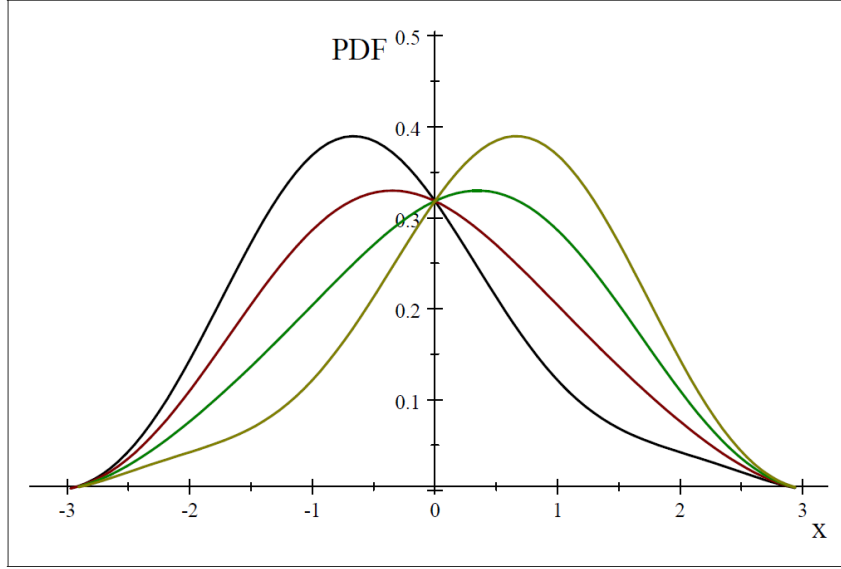


FIGURE 1. PDF of $f_{sc}(x, 1, \lambda)$, Black- $\lambda = -0.6$, Red- $\lambda = -0.2$, Green- $\lambda = 0.2$ and Brown- $\lambda = 0.6$

Some graphical illustrations of the *pdf* for some values of the parameters (λ, ρ) are also given by [Ahsanullah \(2018\)](#) in Figure 2

The rest of the paper is organized as follows. Section 2 is devoted a study of the extreme behavior the the tails of the *ssc cdf*. In Section 3, we deal with the moments and likelihood estimation of the parameters λ and ρ and determine the asymptotic laws of the moments estimators. In Section 4, we provide the characteristic function. Finally, in Section 5, we propose a method of generating samples from the *ssc* model. Simulation studies are undertaken to test the generation algorithm and next to test the performance of the moments estimators. VB6 Subroutines for the generation methods are given in the appendix. The paper ends by a conclusion section.

2. ASYMPTOTIC PROPERTIES OF THE TAILS

Theorem 1. *Define the constants*

$$\begin{aligned} 2\pi\alpha_1 &= 1 + \rho, \quad 2\pi\alpha_2 = \frac{\lambda}{2}(1 - \rho), \quad 2\pi\alpha_3 = -\frac{\rho}{6} \\ 2\pi\alpha_4 &= \frac{\lambda}{24}(4\rho - 1), \quad 2\pi\alpha_5 = \frac{\rho}{120}, \quad 2\pi\alpha_6 = \frac{\lambda}{126}(1 - 16\rho). \end{aligned}$$

We have, as $x \rightarrow \pi$,

$$\frac{\alpha_5}{\alpha_6(\pi - x)} \left(\frac{\alpha_4}{\alpha_5(\pi - x)} \left(\frac{\alpha_3}{\alpha_4(\pi - x)} \left(\frac{\alpha_3}{\alpha_2(\pi - x)} \left(\frac{\alpha_1}{\alpha_2(\pi - x)} \left(\frac{1 - F(x)}{\alpha_1(\pi - x)} \right) - 1 \right) - 1 \right), -1 \right) - 1 \right) - 1 = O(\pi - x)$$

and as $x \rightarrow -\pi$,

$$\frac{\alpha_5}{\alpha_6(\pi + x)} \left(\frac{\alpha_4}{\alpha_5(\pi + x)} \left(\frac{\alpha_3}{\alpha_4(\pi + x)} \left(\frac{\alpha_3}{\alpha_2(\pi + x)} \left(\frac{\alpha_1}{\alpha_2(\pi + x)} \left(\frac{F(x)}{\alpha_1(\pi + x)} \right) - 1 \right) - 1 \right) - 1 \right) - 1 \right) - 1 = O(\pi + x).$$

Remark : Such an expansion is limited to an order 6. But it might be given an any order $k \geq 2$.

Proof of Theorem 2. We only give elements for the proof of the first. We use the following elementary expansions

$$\begin{aligned} \sin(\pi - x) &= \sum_{k=0}^{\infty} \frac{(-1)^{k+1}}{(2k+1)!} (\pi - x)^{2k+1} \\ \cos x + 1 &= \cos x - \cos \pi = \sum_{k=1}^{\infty} \frac{(-1)^{k+1}}{(2k)!} (\pi - x)^{2k} \\ \cos 2x - 1 &= \cos 2x - \cos 2\pi = \sum_{k=1}^{\infty} (-1)^k \frac{2^{2k}}{(2k)!} (x - \pi)^{2k}. \end{aligned}$$

We consider the limited expansion at order 6 at π to have

$$\begin{aligned} 1 - F(x) &= \alpha_1(\pi - x) + \alpha_2(\pi - x)^2 + \alpha_3(\pi - x)^3 + 2\pi\alpha_4(\pi - x)^4 \\ &\quad + \alpha_5(\pi - x)^5 + \alpha_6(\pi - x)^6 + O((\pi - x)^7). \end{aligned}$$

This justifies the expansion at $+\pi$. The situation is the same at $-\pi$ from Formula . The reason is that $+\pi$ and $-\pi$ play the same roles in the developments and the two terms $-\rho \sin(\pi + \theta)$ and $\rho \sin(\pi - \theta)$ are expanded in

the same way with respect to $\pi - x$ and $\pi + x$ respectively. \square

From Theorem 2, we directly get the extreme law of X and $Y = 1/(\pi + X)$.

Theorem 2. *We have the following properties*

(a) $F^*(x) = F(\pi - \frac{1}{x}), x > 0$ belong to the Frechet extreme value Domain $D(H_1)$ that is

$$\forall \gamma > 0, \lim_{x \rightarrow +\infty} \frac{1 - F^*(\gamma x)}{1 - F^*(x)} = \gamma^{-1}$$

and the second order condition

$$\forall \gamma > 0, \lim_{x \rightarrow +\infty} \frac{1}{S(x)} \left(\frac{1 - F^*(\gamma x)}{1 - F^*(x)} - \gamma^{-1} \right) = 0$$

for $S(x) = \alpha_2 x / \alpha_1, x > 0$.

b) As a consequence F is in the Weibull extreme value Domain $D(H_{-1})$ and we have

$$n(1 + \rho) (X_{n,n} - \pi) \rightsquigarrow H_{-1}, \text{ as } n \rightarrow \infty.$$

(c) To have the extreme lower law is found by using $X_{1,n} = -(-X)_{n,n}$ and $(-X)_{n,n}$ and $X_{n,n}$ have the same limit in type, that is

$$n(1 + \rho) ((-X)_{n,n} - \pi) \rightsquigarrow H_{-1}, \text{ as } n \rightarrow \infty.$$

Proof of Theorem 2. Point (a) is a direct consequence of Theorem at the first order. By Theorem 8 in Lo (2018b), we have that $F \in D(H_1)$ if and only if $F^* \in D(H_{-1})$. So (b) holds from (a). Furthermore, by Proposition 8 in Lo (2018b), we also have

$$(2.1) \quad \frac{X_{n,n} - uep(F)}{uep(F) - F^{-1}(1 - 1/n)} \rightsquigarrow H_{-1}, \text{ as } n \rightarrow \infty.$$

Now from the expansions in Theorem , we have for any $-1 < u < 1$

$$\begin{aligned} 1 - F(x) &= u \\ \Leftrightarrow \alpha_1(\pi - x) + \alpha_2(\pi - x)^2 + \dots + \alpha_6(\pi - x)^6 + O((\pi - x)^7). \end{aligned}$$

We get that, as $x \rightarrow +\pi$,

$$(\pi - x) \sim u/\alpha_1,$$

and

$$x = F^{-1}(1 - u) = \pi - \frac{1}{\alpha_1}u + \frac{\alpha_2}{\alpha_1^3}u^2(1 + \varepsilon_2(1)) + \cdots + \frac{\alpha_6}{\alpha_1^7}u^6(1 + \varepsilon_6(1)) + O(u^7),$$

where the function $\varepsilon_h(u)$ go to zero as $u \downarrow 0$. In particular, we have

$$\pi - F^{-1}(1 - u) \sim \frac{1}{\alpha_1}u = \frac{u}{1 + \rho}$$

and, as $n \rightarrow +\infty$

$$\pi - F^{-1}(1 - 1/n) \sim \frac{1}{\alpha_1} = \frac{1}{n(1 + \rho)},$$

which combined with Formula 2.1 concludes Point (b) of the proof.

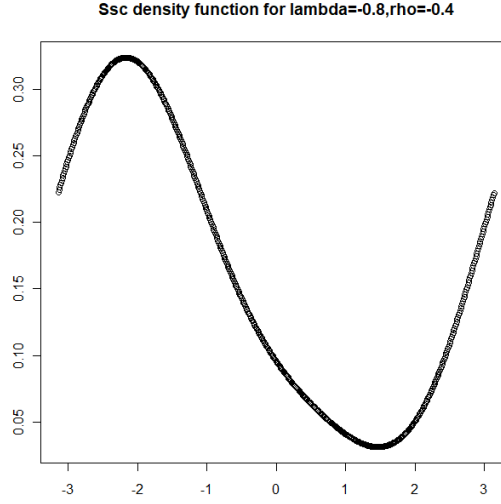
Point (c) is based the *cdf* of $-X$, which is $F^\perp(x) = 1 - F(-x)$, for $-\pi \leq x \leq \pi$. And the expansion of $1 - F^\perp(x)$ gives the same expansion as in Formula at $+\pi$. We get the same conclusion as for X . ■

Interesting Pedagogical Example. As we can find in Lo (2018b), page 133, a criterion of belonging of F to $D(H_1)$, when $uep(F) = \pi$ is that F admits a derivative in a right neighborhood of π and that

$$(2.2) \quad \lim_{x \rightarrow \pi} \frac{(\pi - x)F'(x)}{1 - F(x)} = 1.$$

It is also stated that the condition 2.2 holds if $F \in D(H_1)$ and F' is ultimately non-increasing as $x \nearrow \pi$. Here, the limit holds for all values of λ and ρ in $] - 1, 1[$ although F' is ultimately not non-increasing for some values of λ and ρ for example, for $\lambda = -0.8$ and $\rho = -0.4$, for which F' is increasing as shown in Figure 2

With theses values, if the practitioner concludes that $F \in D(H_1)$, he is wrong in the use of the rule but his conclusion is correct by coincidence. So it is important to check the ultimate decreasingness of F' , which is used in the proof of the rule.

FIGURE 2. Ssc pdf for $\lambda = -0.8$ and $\rho = -0.4$

3. PARAMETERS ESTIMATION

3.1. Moments estimation.

A. Point Estimation.

The k th moment of X is given by

$$\mathbb{E}X^k = \frac{1}{2\pi} \int_{-\pi}^{\pi} x^k (1 + \lambda \sin x + \rho \cos x + (\lambda\rho/2) \sin 2x) dx.$$

From the following facts

$$\begin{aligned} \int_{-\pi}^{\pi} x \cos x dx &= 0, & \int_{-\pi}^{\pi} x \sin x dx &= 2\pi, & \int_{-\pi}^{\pi} x \cos x \sin x dx &= -\pi/2 \\ \int_{-\pi}^{\pi} x^2 \cos x dx &= -4\pi, & \int_{-\pi}^{\pi} x^2 \sin x dx &= 0, & \int_{-\pi}^{\pi} x^2 \sin x \cos x dx &= 0, \end{aligned}$$

we get

$$m = \mathbb{E}X = \lambda(1 - \rho/8), \quad m_2 = \mathbb{E}X^2 = \pi^2/3 - 2\rho.$$

The moments estimators are solutions of the system of two equations :
 $m = \bar{X}_n$ and $m_2 = m_{2,n}$. We immediately have, for $n \geq 1$,

$$(3.1) \quad \hat{\rho}_n = (\pi^2/3 - m_{2,n})/2 \text{ and } \hat{\lambda}_n = \frac{4\bar{X}_n}{4 - \hat{\rho}_n} = \frac{8\bar{X}_n}{8 - \pi^2/3 + m_{2,n}}.$$

We may need to check such estimation by a simulation study. We will do this in Section 4 where we propose a simple method for generating data for the ssc distribution. For now we want to do more on the moment problem. In the appendix, we study the integrals, for $n \geq 0$,

$$I_n = \int_{-\pi}^{\pi} x^n \cos x \, dx, \quad J_n = \int_{-\pi}^{\pi} x^n \sin x \, dx, \quad \text{and} \quad H_n = \int_{-\pi}^{\pi} x^n \sin 2x \, dx.$$

We established the following recurrence formula

$$(3.2) \quad I_0 = 0, \forall n \geq 2, I_{2n} = -4n\pi^{2n-1} - 2n(2n-1)I_{2(n-1)} \text{ and } \forall n \geq 0, I_{2n+1} = 0, ,$$

$$(3.3) \quad \forall n \geq 0, J_{2n} = 0 \text{ and } \forall n \geq 1, J_{2n+1} = 2\pi^{2n+1} - 2n(2n+1)J_{2(n-1)+1},$$

and

$$(3.4) \quad \forall n \geq 0, H_{2n} = 0 \text{ and } \forall n \geq 1, H_{2n+1} = -\frac{\pi^{2n+1}}{2} - \frac{n(2n+1)H_{2(n-1)+1}}{2}.$$

and for the needs of that paper, we have computed

$$\begin{aligned} I_1 &= 0, \quad I_2 = (2\pi)(-2\pi), \quad I_3 = 0, \quad I_4 = 4(2\pi)(6 - \pi^2) \\ J_1 &= 2\pi, \quad J_2 = 0, \quad J_3 = (2\pi)(\pi^2 - 6), \quad J_4 = 0 \\ H_1 &= (2\pi)(-1/4), \quad H_2 = 0, \quad H_3 = (2\pi)((3 - 2\pi^2)/8), \quad H_4 = 0. \end{aligned}$$

With such facts, we easily have

$$(3.5) \quad \begin{aligned} \mathbb{E}X^3 &= \lambda(\pi^2 - 6) + \frac{\lambda\rho}{8}(3 - 2\pi^2) \\ \mathbb{E}X^4 &= \frac{\pi^4}{5} - 4\rho(\pi^2 - 6). \end{aligned}$$

We will see how we need these parameters for the asymptotic laws of the moment estimators.

4. THE CHARACTERISTIC FUNCTION

Proposition 1. *The characteristic function (fc) of X is given, for $t \notin \{-2, -1, 0, 1, 2\}$, by*

$$\psi(t) = \frac{1}{\pi} \left(\frac{1}{t} + \frac{\lambda}{i(t^2 - 1)} - \frac{\rho t}{t^2 - 1} - \frac{\lambda \rho}{i(t^2 - 4)} \right) \sin(\pi t)$$

and is extended to values in $\{-2, -1, 0, 1, 2\}$ by continuity of the fc.

Proof. We may write for $t \in \mathbb{R}$ and $x \in [-\pi, \pi]$,

$$\begin{aligned} e^{it} f(x) &= \frac{1}{2\pi} e^{itx} \left[1 + \frac{\lambda}{2i} (e^{ix} - e^{-ix}) + \frac{\rho}{2} (e^{ix} + e^{-ix}) + \frac{\lambda \rho}{4} (e^{i2x} - e^{-i2x}) \right] \\ &= \frac{1}{2\pi} \left[e^{itx} + \frac{\lambda}{2i} (e^{ix(t+1)} - e^{ix(t-1)}) + \frac{\rho}{2} (e^{ix(t+1)} + e^{ix(t-1)}) \right. \\ &\quad \left. + \frac{\lambda \rho}{4} (e^{ix(t+2)} - e^{-ix(t-2)}) \right]. \end{aligned}$$

Integrating from $-\pi$ to $+\pi$ leads to the announced results. \square

B. Asymptotic Normality of the moment estimators and Statistical tests.

The moments estimators are treated by using the function empirical process defined, for any $n \geq 1$ and $h \in L^2(\mathbb{P}_X)$, by

$$\mathbb{G}_n(h) = \frac{1}{\sqrt{n}} \sum_{j=1}^n (h(X_j) - \mathbb{E}(h(X_j))),$$

as explained in [Lo \(2016\)](#) and [Lo \(2018a\)](#). For a more general source, the book by [van der Vaart and Wellner \(1996\)](#) is one the best in the field but we no need the great artillery provided there. We have the following result.

Theorem 3. *we have the asymptotic laws of the moment estimators, as $n \rightarrow +\infty$,*

$$\left(\sqrt{n}(\hat{\rho}_n - \rho), \sqrt{n}(\hat{\lambda}_n - \lambda) \right) \rightsquigarrow \mathcal{N}_2(0, \Sigma),$$

with

$$\Sigma_{11} = \frac{\text{Var}(X^2)}{4}, \quad \Sigma_{11} = \frac{\text{Var}(X + \lambda X^2)}{\mu^2}$$

and

$$\Sigma_{12} = \Sigma_{21} = -\frac{\text{Cov}(X^2, X + \lambda X^2)}{2\mu}.$$

Remark. As anticipated in Formula 3.5, the asymptotic laws need the first four moments of X .

Proof. Let us set $h_\ell(x) = x^\ell$ for $x \in \mathbb{R}$. By applying the methods in Lo (2016), we get

$$\sqrt{n}(\hat{\rho}_n - \rho) = \mathbb{G}_n(-h_2/2) + o_{\mathbb{P}(1)}.$$

Next, we have

$$\hat{\lambda}_n = \frac{8 \left(m + \frac{1}{\sqrt{n}} \mathbb{G}_n(h_1) \right)}{8 - \pi^2/3 + m_2 + \frac{1}{\sqrt{n}} \mathbb{G}_n(h_2)}.$$

By Lemma 2 in Lo (2016), we get that for $\mu = 8 - \pi^2/3 + m_2$,

$$\sqrt{n}(\hat{\lambda}_n - \lambda) = \mathbb{G}_n((h_1 + \lambda h_2)/\mu) + o_{\mathbb{P}(1)}.$$

By using the functional Brownian stochastic process \mathbb{G} , which is the weak limit of \mathbb{G}_n and defined by the variance-covariance function

$$\Gamma(h, k) = \int_{\mathbb{R}} (h(x) - \mathbb{E}h(X))(k(x) - \mathbb{E}k(X)) d\mathbb{P}_X(x),$$

where $(h, k) \in L^2(\mathbb{P}_X)^2$, we get that

$$\left(\sqrt{n}(\hat{\rho}_n - \rho), \sqrt{n}(\hat{\lambda}_n - \lambda) \right) \rightsquigarrow \mathcal{N}_2(0, \Sigma),$$

with

$$\Sigma_{11} = \frac{\text{Var}(h_2(X^2))}{4}, \quad \Sigma_{11} = \frac{\text{Var}(h_1(X) + \lambda h_2(X))}{\mu^2}$$

and

$$\Sigma_{12} = \Sigma_{21} = -\frac{\mathbb{C}ov(h_2(X), h_1(X) + \lambda h_2(X))}{2\mu}. \blacksquare$$

4.1. Maximum Likelihood Estimators. we are going to see that the *ML*-estimators are not defined here. We begin the remark that the first three linear differential operators in (λ, ρ) of f are

$$\begin{aligned} 2\pi Df(u, v) &= \sin x(1 + \rho \cos x)u + \cos x(1 + \lambda \sin x)v, \\ 2\pi D^2f(u, v) &= (\cos x \sin x)uv, \quad (u, v) \in \mathbb{R}, \\ D^3f(u, v) &= 0. \end{aligned}$$

By applying the Taylor-Lagrange-Cauchy formula (see [Valiron \(1946\)](#), page 233) : for $(\lambda, \lambda_0, \rho, \rho_0) \in [-1, 1]^4$, for $|\theta_i| < 1$, $i = 1, 2$

$$\begin{aligned} f(x, \lambda, \rho) &= f(x, \lambda_0, \rho_0) + Df(\lambda - \lambda_0, \rho - \rho_0) + \frac{1}{2}D^2f(\lambda - \lambda_0, \rho - \rho_0) \\ &+ D^2f(\theta_1(\lambda - \lambda_0), \theta_2(\rho - \rho_0)), \end{aligned}$$

and we get

$$\begin{aligned} f(x, \lambda, \rho) &= f(x, \lambda_0, \rho_0) + \sin x(1 + \rho \cos x)(\lambda - \lambda_0) + \cos x(1 + \lambda \sin x)(\rho - \rho_0) \\ &+ (\cos x \sin x)(\lambda - \lambda_0)(\rho - \rho_0) \end{aligned}$$

First, for $x \notin \{\mp\pi, \pm\pi/2\}$, the zeros of f are $-1/\sin x$ and $-1/\cos x$ which do not belong to $[-1, 1]$. Even on \mathbb{R} , not requiring that f be non-negative to make it a probability density function, Formula which becomes at any critical point (λ_0, ρ_0) of this C^1 -function (in λ and in ρ),

$$f(x, \lambda, \rho) = (\cos x \sin x)(\lambda - \lambda_0)(\rho - \rho_0).$$

So, for a fixed $x \notin \{\mp\pi, \pm\pi/2\}$, there can be an extremum point (λ_0, ρ_0) for the likelihood function.

5. GENERATION

Since the *cdf* F is explicitly known and is strictly increasing and continuous, we may use the dichotomous algorithm to find the inverse of F . It works as follows. Given $v \in [0, 1]$, to find x such that $F(x) = v$, we fix the number of decimals of the solution x denoted *nbrDec*. In the Appendix, beginning by page 19, the VB 6 code for computing the *cdf* F is given in page

λ	ρ	mean (E)	mean (M)	2nd moment (E)	2nd moment (M)	quotient (Q)
0.9	-0.9	1.1025	1.2322	5.0898	5.0281	1.0122
0.9	-0.6	1.035	1.0641	4.4898	4.4796	1.0022
0.9	-0.3	0.9675	0.9396	3.8898	3.8987	0.9977
0.9	0.1	0.8775	0.8796	3.0898	3.2221	0.9589
0.9	0.4	0.81	0.8048	2.4898	2.5953	0.9593
0.9	0.7	0.7425	0.7536	1.8898	1.8690	1.0111
0.9	0.9	0.6975	0.7077	1.4898	1.4810	1.0059
-0.9	0.9	-0.6975	-0.6972	1.4898	1.5574	0.9566
-0.9	0.7	-0.7425	-0.7773	1.8898	1.8280	1.0338
-0.9	0.4	-0.81	-0.8218	2.4898	2.2965	1.0841
-0.9	0.1	-0.8775	-0.9273	3.0898	3.2964	0.9373
-0.9	-0.3	-0.9675	-1.0273	3.8898	3.9613	0.9819
-0.9	-0.6	-1.035	-0.9654	4.4898	4.4845	1.0011
-0.9	-0.9	-1.1025	-1.1300	5.0898	5.1902	0.9806

TABLE 1. Legend : (E) : Exact, (M) empirical, (Q) : quotient exact second moment to empirical second moment

21, the Dichotomous algorithm is described in page 19 and implemented in VB6 in 19. Finally, the VB 6 subroutine which generates a sample of an arbitrary size is given in 21.

A. Numerical test of the computer programs.

For different values for λ and ρ in $] - 1, 1[$, samples of size $n = 1000$ are generated and the comparison between the exact means and the second moments as given in Formula are compared with the sample counterparts. Table 1 demonstrates the quality of the generation.

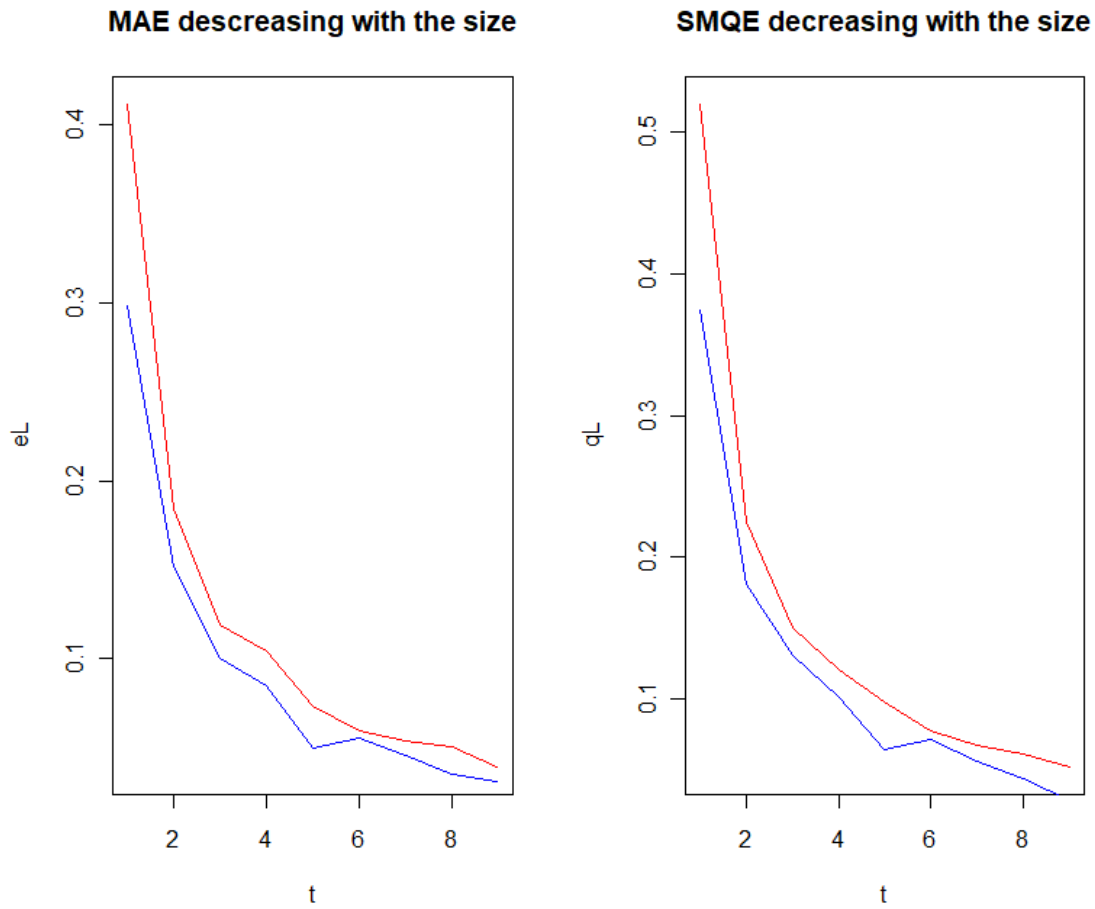
B. Moment estimation.

Based on the generation techniques as introduced above, we also report interesting performances for the estimation of the parameter when the sizes varies in Table 2. The Mean Absolute Error (MAE) and the Mean Square-root Quadratic Error (MSQE) are reported both for λ and ρ . These simulations have been for $\lambda = \rho = -0.9$.

Figure 3 shows how both errors decreases to zero.

Error n	10	50	100	200	300	400	500	750	1000
MAE- λ	41.17	18.44	11.88	10.41	7.39	5.93	5.43	5.08	3.91
SMQE- λ	51.97	22.49	15.04	12.07	9.81	7.74	6.78	6.17	5.20
MAE- ρ	29.83	15.20	10.05	8.51	4.97	5.56	4.59	3.56	3.14
SMQE- ρ	37.44	18.10	13.10	10.09	6.49	7.17	5.66	4.41	2.89

TABLE 2. Errors given in 100 multiples

FIGURE 3. Red : related to ρ . Blue : errors related to ρ

6. CONCLUSION

This is an immediate contribution of the study of the Sine Skewed Caeroid distribution. Further deeper properties will be addressed later.

REFERENCES

- Ahsanullah M. (2018). Sine-Skewed Cardioid Distribution. In *A Collection of Papers in Mathematics and Related Sciences, a festschrift in honour of the late Galaye Dia* (Editors : Seydi H., Lo G.S. and Diakhaby A.). Spas Editions, Euclid Series Book. To appear
- Lo G.S.(2018). Weak Convergence (IIIA) - A handbook of Asymptotic Representations of Statistics in the Functional Empirical process and Applications. Arxiv :
- Lo G.S.(2016). How to use the functional empirical process for deriving asymptotic laws for functions of the sample. ArXiv:1607.02745.
- Lo G.S.(2018). Weak Convergence (IIA) - Functional and Random Aspects of Univariate Theory of Extreme Value Theory. Arxiv : 1810.01625.
- Valiron, G.(1946). *Théorie des Fonctions*. Masson. Paris.
- van der Vaart A. W. and Wellner J. A.(1996). *Weak Convergence and Empirical Processes With Applications to Statistics*. Springer, New-York.

Appendix.

I. Integral Computations.

Let us define, for $n \geq 0$,

$$I_n = \int_{-\pi}^{\pi} x^n \cos x \, dx, \int_{-\pi}^{\pi} x^n \sin x \, dx, \int_{-\pi}^{\pi} x^n \cos 2x \, dx \text{ and } \int_{-\pi}^{\pi} x^n \sin 2x \, dx.$$

A - Computation of I_n . For $n = 0$,

$$I_0 = \int_{-\pi}^{\pi} \cos x \, dx = \int_{-\pi}^{\pi} d(\sin x) = 0$$

and for $n = 1$,

$$I_1 = \int_{-\pi}^{\pi} x d(\sin x) = [x \sin x]_{\pi}^{-\pi} - \int_{-\pi}^{\pi} -d(\cos x) = 0$$

and for $n = 2$

$$\begin{aligned} I_2 &= \int_{-\pi}^{\pi} x^2 d(\sin x) = [x^2 \sin x]_{\pi}^{-\pi} - 2 \int_{-\pi}^{\pi} -x d(\cos x) \\ &= \left(4[x \cos x]_{\pi}^{-\pi} - \int_{-\pi}^{\pi} \cos x \right) \\ &= 4[x \cos x]_{\pi}^{-\pi} = -4\pi. \end{aligned}$$

Now, the general guess is that $I_{2n+1} = 0$ for $n \geq 0$. Since this already holds $n = 0$, let us remark that for $n \geq 1$,

$$\begin{aligned} I_{2n+1} &= \int_{-\pi}^{\pi} x^{2n+1} d(\sin x) = [x^{2n+1} \sin x]_{\pi}^{-\pi} - (2n+1) \int_{-\pi}^{\pi} -x^{2n} d(\cos x) \\ &= (2n+1) \int_{-\pi}^{\pi} x^{2n} d(\cos x) = (2n+1)[x^{2n} \cos x]_{\pi}^{-\pi} - (2n)(2n+1) \int_{-\pi}^{\pi} -x^{2n-1} \cos x \, dx \\ &= -(2n)(2n+1)I_{2(n-1)+1}. \end{aligned}$$

By an descendent induction, we will have $I_{2n+1} = C_n I_1 = 0$. Now, we have to find I_{2n} , for $n \geq 1$, which is

$$\begin{aligned}
I_{2n} &= \int_{-\pi}^{\pi} x^{2n} d(\sin x) = [x^{2n} \sin x]_{-\pi}^{\pi} - (2n) \int_{-\pi}^{\pi} (-x^{2n-1}) d(\cos x) \\
&= (2n) \int_{-\pi}^{\pi} x^{2n-1} d(\cos x) = [x^{2n-1} \cos x]_{-\pi}^{\pi} - (2n)(2n-1) \int_{-\pi}^{\pi} -x^{2(n-1)} \cos x dx \\
&= -4n\pi^{2n-1} - 2n(2n-1)I_{2(n-1)}.
\end{aligned}$$

For example, we find again $I_2 = -4\pi$ for $n = 1$.

B - Computation of J_n . For $n = 0$, we have

$$J_0 = \int_{-\pi}^{\pi} \sin x dx = \int_{-\pi}^{\pi} d(-\cos x) = 0$$

and for $n = 1$,

$$J_1 = \int_{-\pi}^{\pi} x d(-\cos x) = -[x \cos x]_{-\pi}^{\pi} + \int_{-\pi}^{\pi} -d(\sin x) = 2\pi.$$

Our guess is that $J_{2n} = 0$ for $n \geq 0$ and we have for $n \geq 1$,

$$\begin{aligned}
J_{2n} &= \int_{-\pi}^{\pi} x^{2n} d(-\cos x) = [x^{2n} \cos x]_{-\pi}^{\pi} + (2n) \int_{-\pi}^{\pi} x^{2n-1} d(\sin x) \\
&= (2n) \int_{-\pi}^{\pi} x^{2n-1} d(\sin x) = (2n)[x^{2n-1} \sin x]_{-\pi}^{\pi} - (2n)(2n-1) \int_{-\pi}^{\pi} x^{2(n-1)} \sin x dx \\
&= -(2n)(2n-1)J_{2(n-1)}.
\end{aligned}$$

By an descendent induction, we will have $J_{2n} = C_n J_0 = 0$. Now, he have to find J_{2n+1} , for $n \geq 1$, which is

$$\begin{aligned}
J_{2n+1} &= \int_{-\pi}^{\pi} x^{2n+1} d(-\cos x) = -[x^{2n+1} \cos x]_{-\pi}^{\pi} + (2n+1) \int_{-\pi}^{\pi} x^{2n} d(\sin x) \\
&= 2\pi^{2n+1} + (2n+1)[x^{2n} \sin x]_{-\pi}^{\pi} - (2n)(2n+1) \int_{-\pi}^{\pi} x^{2(n-1)+1} \sin x dx \\
&= 2\pi^{2n+1} - 2n(2n+1)J_{2(n-1)+1}.
\end{aligned}$$

C - Computation of H_n . For $n = 0$, we have

$$H_0 = \int_{-\pi}^{\pi} \sin x d(\sin x) = (1/2) \int_{-\pi}^{\pi} d(\sin^2 x) = 0,$$

and for $n = 1$,

$$\begin{aligned}
H_1 &= (1/2) \int_{-\pi}^{\pi} x \sin 2x \, dx = -(1/4) \int_{-\pi}^{\pi} x d(\cos 2x) \\
&= -(1/4) \left([x \cos 2x]_{\pi}^{-\pi} - \int_{-\pi}^{\pi} (1/2) d(\sin 2x) \right) \\
&= -\pi/2.
\end{aligned}$$

We still guess that $H_{2n} = 0$ for $n \geq 0$ and find, for $n \geq 0$,

$$\begin{aligned}
H_{2n} &= (1/2) \int_{-\pi}^{\pi} x^{2n} \sin 2x \, dx = -(1/4) \int_{-\pi}^{\pi} x^{2n} d(\cos 2x) \\
&= -(1/4) \left([x^{2n} \cos 2x]_{\pi}^{-\pi} - (1/2)(2n) \int_{-\pi}^{\pi} x^{2n-1} d(\sin 2x) \right) \\
&= (1/4)n \int_{-\pi}^{\pi} x^{2n-1} d(\sin 2x) = (1/4)n \left([x^{2n-1} \sin 2x]_{\pi}^{-\pi} - (2n-1) \int_{-\pi}^{\pi} x^{2(n-1)} \sin 2x \, dx \right) \\
&= -(1/4)n(2n-1)H_{2(n-1)},
\end{aligned}$$

and we conclude that $H_{2n} = 0$ for all $n \geq 0$, based on that $H_0 = 0$ and the unveiled descendent induction formula above. Nor for all $n \geq 0$,

$$\begin{aligned}
H_{2n+1} &= (1/2) \int_{-\pi}^{\pi} x^{2n+1} \sin 2x \, dx = -(1/4) \int_{-\pi}^{\pi} x^{2n+1} d(\cos 2x) \\
&= -(1/4) \left([x^{2n+1} \cos 2x]_{\pi}^{-\pi} - (1/2)(2n+1) \int_{-\pi}^{\pi} x^{2n} d(\sin 2x) \right) \\
&= -(1/4) \left((2\pi^{2n+1}) - (1/2)(2n+1) \left([x^{2n} \sin 2x]_{\pi}^{-\pi} - (2n) \int_{-\pi}^{\pi} x^{2n-1} \sin 2x \, dx \right) \right) \\
&= -(1/2)\pi^{2n+1} - (1/4)(1/2)(2n+1)(2n) \int_{-\pi}^{\pi} x^{2n-1} \sin 2x \, dx \\
&= -(1/2)\pi^{2n+1} - (1/2)n(2n+1)H_{2(n-1)+1}
\end{aligned}$$

We conclude

$$(6.1) \quad I_0 = 0, \forall n \geq 2, I_{2n} = -4n\pi^{2n-1} - 2n(2n-1)I_{2(n-1)} \text{ and } \forall n \geq 0, I_{2n+1} = 0, ,$$

$$(6.2) \quad \forall n \geq 0, J_{2n} = 0 \text{ and } \forall n \geq 1, J_{2n+1} = 2\pi^{2n+1} - 2n(2n+1)J_{2(n-1)+1},$$

and

$$(6.3) \quad \forall n \geq 0, H_{2n} = 0 \text{ and } \forall n \geq 1, H_{2n+1} = -\frac{\pi^{2n+1}}{2} - \frac{n(2n+1)H_{2(n-1)+1}}{2}.$$

For the needs of this paper, we have

$$\begin{aligned} I_1 &= 0, \quad I_2 = (2\pi)(-2\pi), \quad I_3 = 0, \quad I_4 = 4(2\pi)(6 - \pi^2), \\ I_5 &= 0, \quad I_6 = -6(2\pi)(\pi^4 - 20\pi^2 + 120), \quad I_7 = 0, \quad I_8 = -8(2\pi)(\pi^6 - 42\pi^4 + 840\pi^2 - 5040) \\ J_1 &= 2\pi, \quad J_2 = 0, \quad J_3 = (2\pi)(\pi^2 - 6), \quad J_4 = 0, \\ J_5 &= 2\pi(\pi^4 - 20\pi^2 + 120), \quad J_6 = 0, \quad J_7 = 2\pi(\pi^6 - 42\pi^4 + 840\pi^2 - 5040), \quad J_8 = 0, \\ H_1 &= (2\pi)(-1/4), \quad H_2 = 0, \quad H_3 = (2\pi)((3 - 2\pi^2)/8), \quad H_0 = 0, \\ H_5 &= -2\pi \frac{(2\pi^4 - 10\pi^2 + 15)}{8}, \quad H_6 = 0, \quad H_7 = -2\pi \frac{(4\pi^6 - 42\pi^4 + 210\pi^2 - 315)}{16}. \end{aligned}$$

$$\mathbb{E}X^5 = \lambda(\pi^4 - 20\pi^2 + 120) - \frac{\lambda\rho}{16}(2\pi^4 - 10\pi^2 + 15)$$

$$\mathbb{E}X^6 = \frac{\pi^6}{7} - 6\rho(\pi^4 - 20\pi^2 + 120)$$

$$\mathbb{E}X^7 = \lambda(\pi^6 - 42\pi^4 + 840\pi^2 - 5040) - \frac{\lambda\rho}{32}(4\pi^6 - 42\pi^4 + 210\pi^2 + 315)$$

$$\mathbb{E}X^8 = \frac{\pi^8}{9} - 8\rho(\pi^6 - 42\pi^4 + 840\pi^2 - 5040).$$

II. Samples generations.

Description of the dichotomous algorithm.

0. Fix the count index of the decimals countDec to -1 : countDec $=-1$.
1. Fix $x=1$ and compute $F(1)$.
2. IF $F(1)=v$. Take $x=1$. Stop
3. IF $F(1)<v$, then
 - 3a. Fix $x=1$ and set $h=1$.
 - 3b. Progressively increment x by h and test and compare $F(x)$ and v .
 - 3bA. IF $F(x)=v$. x is the searched number. Stop
 - 3bB. IF $F(x)<v$, Goto 3bA and continue the incrementation.
 - 3bC. IF $F(x)>v$, then
3. IF $F(1)>v$, then
 - 4a. Fix $x=1$ and set $h=0.1$
 - 4b. Progressively decrement x by h : $x=x-h$ and test and compare $F(x)$ and v .
 - 4bA. IF $F(x)=v$. x is the searched number. Stop
 - 4bB. IF $F(x)>v$, Goto 4bA and continue the decrementation
 - 4bC. IF $F(x)<v$, then

Implementation of the dichotomous algorithm in Visual Basic 6.

Function sscinv(v As Double, lambda As Double, rho As Double, nbrDec) As Double

```
Dim dich As Double, count As Integer, h As Double
Dim countDec
```

```
sscinv = 1
dich = ssc(sscinv, lambda, rho)
```

```
If (dich = v) Then
    Exit Function
End If
```

```
If (dich < v) Then
    h = 1
    count = 0
    countDec = -1
    While ((countDec < nbrDec) And (count < 2000))
        count = count + 1
        sscinv = sscinv + h
        If (ssc(sscinv, lambda, rho) = v) Then
            Exit Function
        End If

        If (ssc(sscinv, lambda, rho) > v) Then
            countDec = countDec + 1
            sscinv = sscinv - h
            h = h / 10
        End If
    Wend
End If
```

```
If (dich > v) Then
    h = 0.1
    count = 0
    countDec = 0
    While ((countDec < nbrDec) And (count < 2000))
        count = count + 1
        sscinv = sscinv - h
        If (ssc(sscinv, lambda, rho) = v) Then
            Exit Function
        End If

        If (ssc(sscinv, lambda, rho) < v) Then
            countDec = countDec + 1
        End If
    Wend
End If
```

```

    sscinv = sscinv + h
    h = h / 10
End If

```

```

Wend
End If
End Function

```

VB6 Subroutine for computing the cdf F .

```

Private Function ssc(x As Double, lambda As Double, rho As Double) As Double
Dim pi As Double

```

```

pi = 4 * Atn(1)
ssc = (1 / 2) + (1 / (2 * pi)) * (x - (lambda * (Cos(x) + 1)) + rho * Sin(x)
    - (((lambda * rho) / 4) * (Cos(2 * x) - 1)))

```

```

End Function

```

rssc : VB6 Subroutine for generating samples from the ssc distribution, which the sample in the file ssc100.

```

Sub rssc(tail As Integer, lambda As Double, rho As Double, nbrDec As Integer)
Dim ii As Integer, cheminD As String

```

```

cheminD = "G:\backup\DataGslo\gslo\TveSimulation\ssc\"
Open cheminD & "ssc100.txt" For Output As #1

```

```

Randomize Timer
For ii = 1 To tail
Print #1, sscinv(Rnd(1), lambda, rho, nbrDec)
Next
Close #1
End Sub

```