

Free-stream preserving linear-upwind and WENO schemes on curvilinear grids

Yujie Zhu, Xiangyu Hu*

*Department of Mechanical Engineering, Technical University of Munich
85748 Graching, Germany*

Abstract

Applying high-order finite-difference schemes, like the extensively used linear-upwind or WENO schemes, to curvilinear grids can be problematic. The geometrically induced error from grid Jacobian and metrics evaluation can pollute the flow field, and degrade the accuracy or cause the simulation failure even when uniform flow imposed, i.e. free-stream preserving problem. In order to address this issue, a method for general linear-upwind and WENO schemes preserving free-stream on stationary curvilinear grids is proposed. Following Lax-Friedrichs splitting, this method rewrites the numerical flux into a central term, which achieves free-stream preserving by using symmetrical conservative metric method, and a numerical dissipative term with a local difference form of conservative variables for neighboring grid-point pairs. In order to achieve free-stream preservation for the latter term, the local difference are modified to share the same Jacobian and metric terms evaluated by high order schemes. In addition, a simple hybrid scheme switching between linear-upwind and WENO schemes is proposed of improving computational

*Corresponding author

Email address: `xiangyu.hu@tum.de` (Xiangyu Hu)

efficiency and reducing numerical dissipation. A number of testing cases including free-stream, isentropic vortex convection, double Mach reflection and flow past a cylinder are computed to verify the effectiveness of this method.

Keywords: geometric conservation law, free-stream preserving, linear upwind scheme, WENO scheme, hybrid scheme

1. Introduction

In computational fluid dynamics (CFD), it is well known that finite-difference schemes are more computational efficient and easier to achieve high-order accuracy compared with finite-volume schemes [1]. Therefore, many linear, nonlinear and hybrid high-order finite-difference schemes have been developed. However, despite the above-mentioned advantages, these high-order schemes are problematic when they are applied to curvilinear grids due to the lack of geometric conservation law (GCL) [2, 3]. The grid Jacobian and metrics calculated in curvilinear coordinates can introduce large errors, degrade accuracy or cause numerical instability even when the flow is uniform, i.e. free-stream preserving problem. Since body-fitted curvilinear grids are widely used for computing flow problems involving practical geometries, GCL is of great importance. GCL comprises two components, i.e. the volume conservation law (VCL) relevant to moving grid and the surface conservation law (SCL) to stationary curvilinear grid. While violating VCL causes non-physical extra source or sinks, violating SCL leads to a misrepresentation of the convective velocities, which can be explained as inconsistency of vectorized computational cell surfaces in a finite-volume point of view [4, 3, 5]. Here, we only consider SCL of stationary grid on which

VCL is automatically satisfied.

For low-order schemes, SCL can be achieved by simple averaging method [6], conservative form of metrics [2] or finite-volume-like technique [3]. It has also been shown that SCL can be satisfied for high-order central schemes which are characterized by non-dissipation property. In a study of central compact scheme [7] on curvilinear grid, Visbal and Gaitonde [8] found that the SCL error can be largely decreased by a two-step procedure: (a) utilizing the conservative form of metrics [2], (b) discretizing the metric terms with the same compact scheme which is used for calculating the convective-flux derivatives. In a further analysis, Deng et al. [9] identified the outer- and inner-level differential operators for the metrics, and obtained a sufficient SCL condition for general high-order central schemes [5, 10]. However, as also pointed in Refs. [11, 5], this condition is difficult to be satisfied for dissipative, i.e. upwind schemes due to the inconsistent outer-level differential operators used for flux splitting.

Since numerical dissipation is essential for stabilizing the solution, especially for compressible flow with shock, such difficulty is usually circumvented by the combination of finite-difference and finite-volume schemes. One typical formulation is first obtaining, usually nonlinear, dissipative convective-fluxes by finite-volume approach and then computing their derivatives by applying non-dissipative central schemes [11, 5, 12]. Note that this formulation is in agreement with that of the original weighted compact nonlinear scheme (WCNS) developed by Deng and Zhang [13], in which the convective-fluxes is computed with the finite-volume version of a weighted essentially non-oscillatory (WENO) scheme [14]. Another formulation is first split the

upwind scheme into a non-dissipative central part and a dissipative part, and then implementing them, respectively, with high-order finite-difference and finite-volume-like schemes by freezing Jacobian and metric terms for the entire stencil [15] or by replacing the transformed conservative variables with the original ones [16, 17]. Recently, a finite-difference based free-stream preserving technique was proposed by Zhu et al. [18] for WENO scheme. In this technique, the consistency of outer-level difference operators is imposed by introducing offsetting terms with the same WENO nonlinear weights for computing the corresponding inviscid fluxes. While this technique is generally effective, it may lead to large errors due to the resulting non-conservative formulation.

In this work, we propose a simple technique to impose SCL for linear-upwind and WENO schemes and their hybridization to achieve free-stream preserving property. To our knowledge, this is the first report on hybrid WENO scheme on curvilinear grids with free-stream preserving property. The method follows a Lax-Friedrichs splitting to rewrite the numerical flux of a upwind scheme into a central term of the flux functions and a dissipative term. Since the latter term is transformed into a formulation of local differences for neighboring grid-point pairs, the Jacobian and metric terms can be evaluated with high-order schemes and applied for each of these pairs. The reminder of the paper is organized as follows. Section 2 describes the classic formulation of central schemes satisfying SCL, linear-upwind and WENO scheme on curvilinear grids based on Lax-Friedrichs splitting and their difficult on free-stream preserving. In Section 3, the local-difference formulations of the dissipative term for linear-upwind and WENO schemes are introduced

with a further application of hybrid WENO scheme following Hu et al. [19]. Validation tests and further numerical examples are presented in Section 4, and brief concluding remarks are given in the last Section 5.

2. Preliminaries

In Cartesian coordinates (t, x, y, z) , the three-dimensional Euler equation is given as follows:

$$\frac{\partial \mathbf{U}}{\partial t} + \frac{\partial \mathbf{F}}{\partial x} + \frac{\partial \mathbf{G}}{\partial y} + \frac{\partial \mathbf{H}}{\partial z} = 0, \quad (1)$$

where

$$\begin{aligned} \mathbf{U} &= \begin{pmatrix} \rho & \rho u & \rho v & \rho w & E \end{pmatrix}^T, \\ \mathbf{F} &= \begin{pmatrix} \rho u & \rho u^2 + p & \rho uv & \rho uw & u(E + p) \end{pmatrix}^T, \\ \mathbf{G} &= \begin{pmatrix} \rho v & \rho uv & \rho v^2 + p & \rho vw & v(E + p) \end{pmatrix}^T, \\ \mathbf{H} &= \begin{pmatrix} \rho w & \rho uw & \rho vw & \rho w^2 + p & w(E + p) \end{pmatrix}^T, \end{aligned} \quad (2)$$

are conservative variables and convective fluxes, respectively. Here, ρ is density; p is pressure; u, v, w denote the velocity components in x -, y - and z -directions, respectively; and E is total energy per unit volume. In this study, the ideal gas is used and E can be expressed as

$$E = \frac{p}{\gamma - 1} + \frac{1}{2}\rho(u^2 + v^2 + w^2). \quad (3)$$

2.1. Governing equations in curvilinear coordinates

When a curvilinear grid is used for numerical discretization, the governing equation Eq. (1) is first transformed into curvilinear coordinates (τ, ξ, η, ζ)

with the following relationships

$$\tau = t, \quad \xi = \xi(x, y, z), \quad \eta = \eta(x, y, z), \quad \zeta = \zeta(x, y, z). \quad (4)$$

The transformed equation can be written as

$$\frac{\partial \tilde{U}}{\partial \tau} + \frac{\partial \tilde{\mathbf{F}}}{\partial \xi} + \frac{\partial \tilde{\mathbf{G}}}{\partial \eta} + \frac{\partial \tilde{\mathbf{H}}}{\partial \zeta} = 0, \quad (5)$$

where

$$\begin{aligned} \tilde{U} &= \frac{U}{J}, \\ \tilde{\mathbf{F}} &= \frac{\xi_x}{J} \mathbf{F} + \frac{\xi_y}{J} \mathbf{G} + \frac{\xi_z}{J} \mathbf{H}, \\ \tilde{\mathbf{G}} &= \frac{\eta_x}{J} \mathbf{F} + \frac{\eta_y}{J} \mathbf{G} + \frac{\eta_z}{J} \mathbf{H}, \\ \tilde{\mathbf{H}} &= \frac{\zeta_y}{J} \mathbf{F} + \frac{\zeta_y}{J} \mathbf{G} + \frac{\zeta_z}{J} \mathbf{H}. \end{aligned} \quad (6)$$

Here, the transformation Jacobian J and metrics are

$$\begin{aligned} \frac{1}{J} &= x_\xi y_\eta z_\zeta - x_\eta y_\xi z_\zeta + x_\zeta y_\xi z_\eta - x_\xi y_\zeta z_\eta + x_\eta y_\zeta z_\xi - x_\zeta y_\eta z_\xi, \\ \frac{\xi_x}{J} &= y_\eta z_\zeta - y_\zeta z_\eta, \quad \frac{\xi_y}{J} = x_\zeta z_\eta - x_\eta z_\zeta, \quad \frac{\xi_z}{J} = x_\eta y_\zeta - x_\zeta y_\eta, \\ \frac{\eta_x}{J} &= y_\zeta z_\xi - y_\xi z_\zeta, \quad \frac{\eta_y}{J} = x_\xi z_\zeta - x_\zeta z_\xi, \quad \frac{\eta_z}{J} = x_\zeta y_\xi - x_\xi y_\zeta, \\ \frac{\zeta_y}{J} &= y_\xi z_\eta - y_\eta z_\xi, \quad \frac{\zeta_y}{J} = x_\eta z_\xi - x_\xi z_\eta, \quad \frac{\zeta_z}{J} = x_\xi y_\eta - x_\eta y_\xi, \end{aligned} \quad (7)$$

and the equation Jacobian matrix, say $\mathbf{A} = \partial \tilde{\mathbf{F}} / \partial \tilde{U}$, is

$$\mathbf{A} = \begin{bmatrix} 0 & \xi_x & \xi_y & \xi_z & 0 \\ \xi_x \phi - u\theta & \theta - (\gamma - 2)u\xi_x & u\xi_y - (\gamma - 1)v\xi_x & u\xi_z - (\gamma - 1)w\xi_x & (\gamma - 1)\xi_x \\ \xi_y \phi - v\theta & v\xi_x - (\gamma - 1)u\xi_y & \theta - (\gamma - 2)v\xi_y & v\xi_z - (\gamma - 1)w\xi_y & (\gamma - 1)\xi_y \\ \xi_z \phi - w\theta & w\xi_x - (\gamma - 1)u\xi_z & w\xi_y - (\gamma - 1)v\xi_z & \theta - (\gamma - 2)w\xi_z & (\gamma - 1)\xi_z \\ (\phi - h)\theta & H\xi_x - (\gamma - 1)u\theta & H\xi_y - (\gamma - 1)v\theta & H\xi_z - (\gamma - 1)w\theta & \gamma\theta \end{bmatrix}, \quad (8)$$

where

$$\begin{aligned}
\theta &= \frac{\gamma - 1}{2} (u^2 + v^2 + w^2), \\
\theta &= \xi_x u + \xi_y v + \xi_z w, \\
H &= \frac{\gamma p}{(\gamma - 1)\rho} + \frac{1}{2} (u^2 + v^2 + w^2).
\end{aligned} \tag{9}$$

The eigenvalues of \mathbf{A} are

$$\begin{aligned}
\lambda_1 &= u\xi_x + v\xi_y + w\xi_z - a\sqrt{\xi_x^2 + \xi_y^2 + \xi_z^2}, \\
\lambda_2 &= \lambda_3 = \lambda_4 = u\xi_x + v\xi_y + w\xi_z, \\
\lambda_5 &= u\xi_x + v\xi_y + w\xi_z + a\sqrt{\xi_x^2 + \xi_y^2 + \xi_z^2},
\end{aligned} \tag{10}$$

where $a = \sqrt{\gamma p/\rho}$ is the speed of sound.

2.2. SCL and free-stream preserving problem

When a uniform flow is imposed, Eq. (5) can be simplified as

$$\tilde{\mathbf{U}}_\tau = -(\mathbf{I}_x \mathbf{F} + \mathbf{I}_y \mathbf{G} + \mathbf{I}_z \mathbf{H}) = 0, \tag{11}$$

where

$$\begin{aligned}
I_x &= \left(\frac{\xi_x}{J} \right)_\xi + \left(\frac{\eta_x}{J} \right)_\eta + \left(\frac{\zeta_x}{J} \right)_\zeta = 0, \\
I_y &= \left(\frac{\xi_y}{J} \right)_\xi + \left(\frac{\eta_y}{J} \right)_\eta + \left(\frac{\zeta_y}{J} \right)_\zeta = 0, \\
I_z &= \left(\frac{\xi_z}{J} \right)_\xi + \left(\frac{\eta_z}{J} \right)_\eta + \left(\frac{\zeta_z}{J} \right)_\zeta = 0.
\end{aligned} \tag{12}$$

Note that, Eq. (12) may not be strictly satisfied when I_x , I_y and I_z are represented by numerical discretization. In this case, artificial numerical disturbances may be introduced into the uniform flow and lead to the free-stream preserving problem. As Eq. (12) can be explained as the consistence

of vectorized computational cell surfaces in finite-volume method [3], Zhang et al. [4] proposed the surface conservation law (SCL), by which Eq. (12) is still satisfied by the numerical approximation of Jacobian, metrics and their derivative operators. It is obvious that a numerical scheme satisfying SCL has the free-stream preserving property.

Following Deng et al. [5], the metric terms in Eq. (7) is rewritten as a symmetrical conservative form:

$$\begin{aligned}
\frac{\xi_x}{J} &= \frac{1}{2} \left[(y_\eta z)_\zeta - (y_\zeta z)_\eta + (yz_\zeta)_\eta - (yz_\eta)_\zeta \right], \\
\frac{\xi_y}{J} &= \frac{1}{2} \left[(xz_\eta)_\zeta - (xz_\zeta)_\eta + (x_\zeta z)_\eta - (x_\eta z)_\zeta \right], \\
\frac{\xi_z}{J} &= \frac{1}{2} \left[(x_\eta y)_\zeta - (x_\zeta y)_\eta + (xy_\zeta)_\eta - (xy_\eta)_\zeta \right], \\
\frac{\eta_x}{J} &= \frac{1}{2} \left[(y_\zeta z)_\xi - (y_\xi z)_\zeta + (yz_\xi)_\zeta - (yz_\zeta)_\xi \right], \\
\frac{\eta_y}{J} &= \frac{1}{2} \left[(xz_\zeta)_\xi - (xz_\xi)_\zeta + (x_\xi z)_\zeta - (x_\zeta z)_\xi \right], \\
\frac{\eta_z}{J} &= \frac{1}{2} \left[(x_\zeta y)_\xi - (x_\xi y)_\zeta + (xy_\xi)_\zeta - (xy_\zeta)_\xi \right], \\
\frac{\zeta_x}{J} &= \frac{1}{2} \left[(y_\xi z)_\eta - (y_\eta z)_\xi + (yz_\eta)_\xi - (yz_\xi)_\eta \right], \\
\frac{\zeta_y}{J} &= \frac{1}{2} \left[(xz_\xi)_\eta - (xz_\eta)_\xi + (x_\eta z)_\xi - (x_\xi z)_\eta \right], \\
\frac{\zeta_z}{J} &= \frac{1}{2} \left[(x_\xi y)_\eta - (x_\eta y)_\xi + (xy_\eta)_\xi - (xy_\xi)_\eta \right]
\end{aligned} \tag{13}$$

and

$$\frac{1}{J} = \frac{1}{3} \left[\left(x \frac{\xi_x}{J} + y \frac{\xi_y}{J} + z \frac{\xi_z}{J} \right)_\xi + \left(x \frac{\eta_x}{J} + y \frac{\eta_y}{J} + z \frac{\eta_z}{J} \right)_\eta + \left(x \frac{\zeta_x}{J} + y \frac{\zeta_y}{J} + z \frac{\zeta_z}{J} \right)_\zeta \right]. \tag{14}$$

As shown in Refs. [8, 11, 9], when the derivative operators within the above conservative form are kept the same with that of fluxes, Eq. (12) is satisfied

and uniform flow can be preserved. Taking I_x as an example,

$$\begin{aligned}
I_x = \frac{1}{2} & \left[\delta_1^\xi \delta_2^\zeta (z \delta_3^\eta y) - \delta_1^\xi \delta_2^\eta (z \delta_3^\zeta y) + \delta_1^\xi \delta_2^\eta (y \delta_3^\zeta z) - \delta_1^\xi \delta_2^\zeta (y \delta_3^\eta z) \right. \\
& + \delta_1^\eta \delta_2^\xi (z \delta_3^\zeta y) - \delta_1^\eta \delta_2^\zeta (z \delta_3^\xi y) + \delta_1^\eta \delta_2^\zeta (y \delta_3^\xi z) - \delta_1^\eta \delta_2^\xi (y \delta_3^\zeta z) \\
& \left. + \delta_1^\zeta \delta_2^\eta (z \delta_3^\xi y) - \delta_1^\zeta \delta_2^\xi (z \delta_3^\eta y) + \delta_1^\zeta \delta_2^\xi (y \delta_3^\eta z) - \delta_1^\zeta \delta_2^\eta (y \delta_3^\xi z) \right].
\end{aligned} \tag{15}$$

Here, δ_1 , δ_2 are outer derivative operators and δ_3 is inner derivative operator for calculating the corresponding level of the metric terms. The superscript ξ , η and ζ denote the operators in ξ -, η - and ζ - directions, respectively. It is straightforward to see that I_x equals to zero when $\delta_2^\xi = \delta_1^\xi$, $\delta_2^\eta = \delta_1^\eta$ and $\delta_2^\zeta = \delta_1^\zeta$. This technique is called symmetrical conservative metric method (SCMM) in Ref. [5] and is effective for central schemes. However, as will be shown in the following subsection, this method is difficult to be applied for upwind schemes.

2.3. Linear-upwind scheme

Without loss of generality, we explain the explicit 5th-order linear upwind scheme with local Lax-Friedrichs splitting.

The semi-discrete approximation of the governing equation Eq. (5) at a grid point indexed as (i, j, k) is as follows:

$$\left(\frac{\partial \tilde{U}}{\partial \tau} \right)_{i,j,k} = - \left(\delta_1^\xi \tilde{\mathbf{F}}_{i,j,k} + \delta_1^\eta \tilde{\mathbf{G}}_{i,j,k} + \delta_1^\zeta \tilde{\mathbf{H}}_{i,j,k} \right), \tag{16}$$

where δ_1^ξ , δ_1^η and δ_1^ζ are flux derivative operators in ξ -, η - and ζ - directions, respectively. A conservative formulation of the operators, say $\delta_1^\xi \tilde{\mathbf{F}}_{i,j,k}$, is

$$\delta_1^\xi \tilde{\mathbf{F}}_{i,j,k} = \frac{1}{\delta \xi} \left(\tilde{\mathbf{F}}_{i+\frac{1}{2},j,k} - \tilde{\mathbf{F}}_{i-\frac{1}{2},j,k} \right), \tag{17}$$

where $\tilde{\mathbf{F}}_{i\pm\frac{1}{2},j,k}$ are the numerical fluxes at half points. Here, $\delta\xi$ is the equidistant space step and is selected as follows in this work,

$$\delta\xi = \frac{L_\xi}{N_\xi}, \quad (18)$$

where L_ξ and N_ξ are the characteristic length scale and the grid number in ξ -direction, respectively. The detailed calculating procedure, say for $\tilde{\mathbf{F}}_{i+\frac{1}{2}}$, includes the following steps. Here, since a one-dimensional stencil is used, as shown in Fig. 1, the subscript j and k are omitted in this section for simplicity. First, transform the fluxes and conservative variables at all grid-points within the stencil into characteristic space and carry out a local

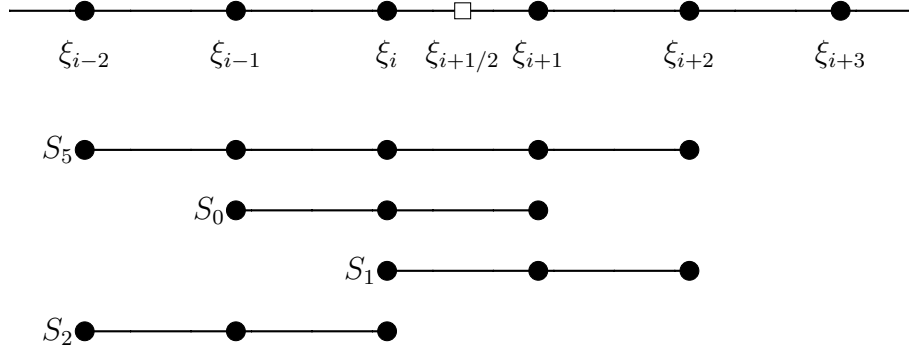


Figure 1: Full stencil and candidate stencils for constructing the positive characteristic fluxes at the half point $\xi_{i+1/2}$. Here, the stencil S_5 is used for the 5th-order linear-upwind scheme and the stencils S_0 , S_1 , S_2 for WENO scheme.

Lax-Friedrichs splitting:

$$f_m^{s,\pm} = \frac{1}{2} \mathbf{L}_{i+\frac{1}{2}}^s \cdot \left(\tilde{\mathbf{F}}_m \pm \lambda^s \tilde{\mathbf{U}}_m \right) \quad m = i-2, i+3, \quad (19)$$

where $f_m^{s,\pm}$ denotes the s -th positive and negative characteristic fluxes, $\mathbf{L}_{i+\frac{1}{2}}^s$ is the s -th left eigenvector vector of the linearized Roe-average Jacobian

matrix $\mathbf{A}_{i+1/2} = \left(\partial \tilde{\mathbf{F}} / \partial \tilde{\mathbf{U}} \right)_{i+1/2}$ [20] and $\lambda^s = \max(|\lambda_m^s|)$ denotes the largest s -th eigenvalue of the Jacobian \mathbf{A} across the stencil. Then, construct the characteristic fluxes at the half-point as follows:

$$\begin{aligned} f_{i+\frac{1}{2}}^{s,+} &= \frac{1}{60} (2f_{i-2}^{s,+} - 13f_{i-1}^{s,+} + 47f_i^{s,+} + 27f_{i+1}^{s,+} - 3f_{i+2}^{s,+}), \\ f_{i+\frac{1}{2}}^{s,-} &= \frac{1}{60} (-3f_{i-1}^{s,-} + 27f_i^{s,-} + 47f_{i+1}^{s,-} - 13f_{i+2}^{s,-} + 2f_{i+3}^{s,-}). \end{aligned} \quad (20)$$

Finally, transform the characteristic fluxes back into physical space by

$$\tilde{\mathbf{F}}_{i+\frac{1}{2}} = \sum_s \mathbf{R}_{i+\frac{1}{2}}^s \left(f_{i+\frac{1}{2}}^{s,+} + f_{i+\frac{1}{2}}^{s,-} \right), \quad (21)$$

where $\mathbf{R}_{i+\frac{1}{2}}^s$ is the s -th right eigenvector vector of $\mathbf{A}_{i+1/2}$. Substituting Eqs. (19) and (20) into Eq. (21), the numerical flux can be expressed as

$$\begin{aligned} \tilde{\mathbf{F}}_{i+\frac{1}{2}} &= \frac{1}{60} \left(\tilde{\mathbf{F}}_{i-2} - 8\tilde{\mathbf{F}}_{i-1} + 37\tilde{\mathbf{F}}_i + 37\tilde{\mathbf{F}}_{i+1} - 8\tilde{\mathbf{F}}_{i+2} + \tilde{\mathbf{F}}_{i+3} \right) \\ &\quad + \frac{1}{60} \sum_s \mathbf{R}_{i+\frac{1}{2}}^s \lambda^s \mathbf{L}_{i+\frac{1}{2}}^s \cdot \left(\tilde{\mathbf{U}}_{i-2} - 5\tilde{\mathbf{U}}_{i-1} + 10\tilde{\mathbf{U}}_i - 10\tilde{\mathbf{U}}_{i+1} + 5\tilde{\mathbf{U}}_{i+2} - \tilde{\mathbf{U}}_{i+3} \right). \end{aligned} \quad (22)$$

Note that, the numerical flux contains both the fluxes and the conservative variables $\tilde{\mathbf{U}}$ term. Due to the extra term of conservative variables $\tilde{\mathbf{U}}$, the derivatives of operator δ_1 in Eq. (15) is an inconsistent operator and making operator δ_2 equal to δ_1 is difficult or impossible. Therefore, the symmetrical conservative metric method is not valid for linear-upwind scheme and a uniform flow is not preserved.

2.4. WENO scheme

In the typical 5th-order WENO scheme [14] with local Lax-Friedrichs flux splitting as given in Eq. (19), the positive WENO characteristic flux

can be expressed as

$$f_{i+\frac{1}{2}}^{s,+} = \sum_{k=0}^2 \omega_k^+ q_k^+, \quad (23)$$

where

$$\begin{aligned} q_0^+ &= \frac{1}{3}f_{i-2}^{s,+} - \frac{7}{6}f_{i-1}^{s,+} + \frac{11}{6}f_i^{s,+}, \\ q_1^+ &= -\frac{1}{6}f_{i-1}^{s,+} + \frac{5}{6}f_i^{s,+} + \frac{1}{3}f_{i+1}^{s,+}, \\ q_2^+ &= \frac{1}{3}f_i^{s,+} + \frac{5}{6}f_{i+1}^{s,+} - \frac{1}{6}f_{i+2}^{s,+}, \end{aligned} \quad (24)$$

are 3rd-order approximations using the stencils as shown in Fig. 1. ω_k^+ in Eq. (23) are the corresponding nonlinear weights determined by

$$\omega_k^+ = \frac{C_k^+}{(\varepsilon + \beta_k^+)^2} \bigg/ \sum_{r=0}^2 \frac{C_r^+}{(\varepsilon + \beta_r^+)^2}, \quad (25)$$

where

$$\begin{aligned} C_0^+ &= \frac{1}{10}, \quad C_1^+ = \frac{3}{5}, \quad C_2^+ = \frac{3}{10}, \\ \beta_0^+ &= \frac{1}{4} (f_{i-2}^{s,+} - 4f_{i-1}^{s,+} + 3f_i^{s,+})^2 + \frac{13}{12} (f_{i-2}^{s,+} - 2f_{i-1}^{s,+} + f_i^{s,+})^2, \\ \beta_1^+ &= \frac{1}{4} (-f_{i-1}^{s,+} + f_{i+1}^{s,+})^2 + \frac{13}{12} (f_{i-1}^{s,+} - 2f_i^{s,+} + f_{i+1}^{s,+})^2, \\ \beta_2^+ &= \frac{1}{4} (-3f_i^{s,+} + 4f_{i+1}^{s,+} - f_{i+2}^{s,+})^2 + \frac{13}{12} (f_i^{s,+} - 2f_{i+1}^{s,+} + f_{i+2}^{s,+})^2, \end{aligned} \quad (26)$$

are the optimal weights for a background linear-upwind scheme and smoothness indicators of the corresponding stencil, respectively. $\varepsilon = 10^{-6}$ is a small positive parameter to prevent division by zero. Note that, the negative fluxes $f_{i+\frac{1}{2}}^{s,-}$ can be obtained in a similar way by flipping the stencils respect to $\xi_{i+1/2}$. Then, the numerical fluxes at the half point in physical space are constructed by

$$\tilde{F}_{i+\frac{1}{2}} = \sum_s \mathbf{R}_{i+\frac{1}{2}}^s \left(f_{i+\frac{1}{2}}^{s,+} + f_{i+\frac{1}{2}}^{s,-} \right). \quad (27)$$

In Refs. [21, 15], the WENO fluxes are divided into a central part and a dissipation part as follows:

$$\begin{aligned}
\tilde{\mathbf{F}}_{i+\frac{1}{2}} &= \tilde{\mathbf{F}}_{i+\frac{1}{2}}^+ + \tilde{\mathbf{F}}_{i+\frac{1}{2}}^- \\
&= \sum_s \mathbf{R}_{i+\frac{1}{2}}^s f_{i+\frac{1}{2}}^{s,+} + \sum_s \mathbf{R}_{i+\frac{1}{2}}^s f_{i+\frac{1}{2}}^{s,-} \\
&= \frac{1}{60} \left(\tilde{\mathbf{F}}_{i-2} - 8\tilde{\mathbf{F}}_{i-1} + 37\tilde{\mathbf{F}}_i + 37\tilde{\mathbf{F}}_{i+1} - 8\tilde{\mathbf{F}}_{i+2} + \tilde{\mathbf{F}}_{i+3} \right) \\
&\quad - \frac{1}{60} \sum_s \mathbf{R}_{i+\frac{1}{2}}^s \left\{ (20\omega_1^+ - 1) \hat{f}_{i,1}^{s,+} - (10(\omega_1^+ + \omega_2^+) - 5) \hat{f}_{i,2}^{s,+} + \hat{f}_{i,3}^{s,+} \right\} \\
&\quad + \frac{1}{60} \sum_s \mathbf{R}_{i+\frac{1}{2}}^s \left\{ (20\omega_1^- - 1) \hat{f}_{i,1}^{s,-} - (10(\omega_1^- + \omega_2^-) - 5) \hat{f}_{i,2}^{s,-} + \hat{f}_{i,3}^{s,-} \right\},
\end{aligned} \tag{28}$$

where

$$\begin{aligned}
\hat{f}_{i,r+1}^{s,+} &= f_{i+r+1}^{s,+} - 3f_r^{s,+} + 3f_{i+r-1}^{s,+} - f_{i+r-2}^{s,+}, \quad r = 0, 1, 2, \\
\hat{f}_{i,r+1}^{s,-} &= f_{i-r+3}^{s,-} - 3f_{i-r+2}^{s,-} + 3f_{i-r+1}^{s,-} - f_{i-r}^{s,-}, \quad r = 0, 1, 2.
\end{aligned} \tag{29}$$

Similar to the linear-upwind scheme, the operator δ_1 in WENO scheme is also an inconsistent operator because of the fluxes splitting. Since the nonlinear weighted numerical flux depends on the smoothness of each stencil, it leads to extra inconsistency between δ_2 and δ_1 . Therefore, it is difficult to use the symmetrical conservative metric method to achieve free-stream preserving property for WENO scheme. Another issue is that the approximation of Jacobian and metrics also introduces disturbances into the smoothness indicators of Eq. (26), so that the optimal background linear scheme is not recovered for a uniform flow.

3. Free-stream preserving upwind schemes

From Eqs. (22) and (28), we can observe that, for the two terms in the numerical flux, since the central flux term can be applied with the symmet-

rical conservative metric method, free-stream preserving can be achieved by canceling the dissipative term when the flow is uniform. In previous work, this is done either by replacing the transformed conservative variables in the difference operator of the dissipative term with the original ones and simply neglecting the effect of grid Jacobian [16, 17], or freeing the metric terms at the point $i + 1/2$ to construct the upwind flux [15]. In this work, we split the difference operator into several local differences involving only two successive grid points. Since there is a local grid Jacobian shared by each of these differences, its effect to the overall difference operator is largely preserved.

3.1. Free-stream preserving linear-upwind scheme

The dissipation term $\tilde{\mathbf{F}}_{i+\frac{1}{2}}^D$ of the linear-upwind numerical flux in Eq. (22) can be rewritten into a local difference form as follows:

$$\begin{aligned} \tilde{\mathbf{F}}_{i+\frac{1}{2}}^D = \frac{1}{60} \sum_s \mathbf{R}_{i+\frac{1}{2}}^s \lambda^s \mathbf{L}_{i+\frac{1}{2}}^s \cdot & \left[\left(\tilde{\mathbf{U}}_{i-2} - \tilde{\mathbf{U}}_{i-1} \right) - 4 \left(\tilde{\mathbf{U}}_{i-1} - \tilde{\mathbf{U}}_i \right) \right. \\ & \left. + 6 \left(\tilde{\mathbf{U}}_i - \tilde{\mathbf{U}}_{i+1} \right) - 4 \left(\tilde{\mathbf{U}}_{i+1} - \tilde{\mathbf{U}}_{i+2} \right) + \left(\tilde{\mathbf{U}}_{i+2} - \tilde{\mathbf{U}}_{i+3} \right) \right]. \end{aligned} \quad (30)$$

Then, we can modify Eq. (30) into a free-stream preserving formulation

$$\begin{aligned} \tilde{\mathbf{F}}_{i+\frac{1}{2}}^D = \frac{1}{60} \sum_s \mathbf{R}_{i+\frac{1}{2}}^s \lambda^s \mathbf{L}_{i+\frac{1}{2}}^s \cdot & \left[(\mathbf{U}_{i-2} - \mathbf{U}_{i-1}) \left(\frac{1}{J} \right)_{i-\frac{3}{2}} - 4 (\mathbf{U}_{i-1} - \mathbf{U}_i) \left(\frac{1}{J} \right)_{i-\frac{1}{2}} \right. \\ & \left. + 6 (\mathbf{U}_i - \mathbf{U}_{i+1}) \left(\frac{1}{J} \right)_{i+\frac{1}{2}} - 4 (\mathbf{U}_{i+1} - \mathbf{U}_{i+2}) \left(\frac{1}{J} \right)_{i+\frac{3}{2}} + (\mathbf{U}_{i+2} - \mathbf{U}_{i+3}) \left(\frac{1}{J} \right)_{i+\frac{5}{2}} \right], \end{aligned} \quad (31)$$

by introducing local averaged grid Jacobian $\left(\frac{1}{J} \right)_{i-\frac{3}{2}}$, $\left(\frac{1}{J} \right)_{i-\frac{1}{2}}$, $\left(\frac{1}{J} \right)_{i+\frac{1}{2}}$, $\left(\frac{1}{J} \right)_{i+\frac{3}{2}}$ and $\left(\frac{1}{J} \right)_{i+\frac{5}{2}}$, which are evaluated by the 6th-order central scheme. Taking

$\left(\frac{1}{J}\right)_{i+\frac{1}{2}}$ as an example,

$$\left(\frac{1}{J}\right)_{i+\frac{1}{2}} = \frac{1}{60} \left[\left(\frac{1}{J}\right)_{i-2} - 8 \left(\frac{1}{J}\right)_{i-1} + 37 \left(\frac{1}{J}\right)_i + 37 \left(\frac{1}{J}\right)_{i+1} - 8 \left(\frac{1}{J}\right)_{i+2} + \left(\frac{1}{J}\right)_{i+3} \right]. \quad (32)$$

In order to increase the numerical accuracy as far as possible, the symmetrical conservative form of the metric terms and Jacobian in Eqs. (13) and (14) are employed here. Note that, this technique can be applied to general explicit linear-upwind schemes. Taking a linear-upwind scheme with 6 points stencil as an example,

$$\tilde{\mathbf{F}}_{i+\frac{1}{2}} = \sum_{k=1}^3 a_k \left(\tilde{\mathbf{F}}_{i+k} + \tilde{\mathbf{F}}_{i-k+1} \right) + \sum_s \mathbf{R}_{i+\frac{1}{2}}^s \lambda^s \mathbf{L}_{i+\frac{1}{2}}^s \cdot \sum_{k=1}^3 b_k \left(\tilde{\mathbf{U}}_{i+k} - \tilde{\mathbf{U}}_{i-k+1} \right), \quad (33)$$

where a_k, b_k are the linear coefficients and $2(a_1 + a_2 + a_3) = 1$. The dissipative part can be rewritten as

$$\begin{aligned} \tilde{\mathbf{F}}_{i+\frac{1}{2}}^D = & - \sum_s \mathbf{R}_{i+\frac{1}{2}}^s \lambda^s \mathbf{L}_{i+\frac{1}{2}}^s \cdot \left[b_3 \left(\tilde{\mathbf{U}}_{i-2} - \tilde{\mathbf{U}}_{i-1} \right) + (b_2 + b_3) \left(\tilde{\mathbf{U}}_{i-1} - \tilde{\mathbf{U}}_i \right) \right. \\ & \left. + (b_1 + b_2 + b_3) \left(\tilde{\mathbf{U}}_i - \tilde{\mathbf{U}}_{i+1} \right) + (b_2 + b_3) \left(\tilde{\mathbf{U}}_{i+1} - \tilde{\mathbf{U}}_{i+2} \right) + b_3 \left(\tilde{\mathbf{U}}_{i+2} - \tilde{\mathbf{U}}_{i+3} \right) \right], \end{aligned} \quad (34)$$

which gives a local difference form. Then, the same treatment as Eq. (31) can be applied.

3.2. Free-stream preserving WENO scheme

Unlike the treatment of the dissipative term as in Ref. [15], we rewrite Eq. (29), say $\hat{f}_{i,1}^{s,+}$, into a local difference form

$$\begin{aligned}\hat{f}_{i,1}^{s,+} &= f_{i+1}^{s,+} - 3f_i^{s,+} + 3f_{i-1}^{s,+} - f_{i-2}^{s,+}, \\ &= \frac{1}{2} \mathbf{L}_{i+\frac{1}{2}}^s \cdot \left[\left(\tilde{\mathbf{F}}_{i+1} - \tilde{\mathbf{F}}_i \right) - 2 \left(\tilde{\mathbf{F}}_i - \tilde{\mathbf{F}}_{i-1} \right) + \left(\tilde{\mathbf{F}}_{i-1} - \tilde{\mathbf{F}}_{i-2} \right) \right] \\ &\quad + \frac{1}{2} \lambda^s \mathbf{L}_{i+\frac{1}{2}}^s \cdot \left[\left(\tilde{\mathbf{U}}_{i+1} - \tilde{\mathbf{U}}_i \right) - 2 \left(\tilde{\mathbf{U}}_i - \tilde{\mathbf{U}}_{i-1} \right) + \left(\tilde{\mathbf{U}}_{i-1} - \tilde{\mathbf{U}}_{i-2} \right) \right].\end{aligned}\quad (35)$$

Then, Eq. (35) can be modified for free-stream preserving, similar to Eq. (31),

as

$$\begin{aligned}\hat{f}_{i,1}^{p,+} &= \frac{\mathbf{L}_{i+\frac{1}{2}}^s}{2} \cdot \left[\left(\mathbf{F}_{i+1} - \mathbf{F}_i \right) \left(\frac{\xi_x}{J} \right)_{i+\frac{1}{2}} - 2 \left(\mathbf{F}_i - \mathbf{F}_{i-1} \right) \left(\frac{\xi_x}{J} \right)_{i-\frac{1}{2}} + \left(\mathbf{F}_{i-1} - \mathbf{F}_{i-2} \right) \left(\frac{\xi_x}{J} \right)_{i-\frac{3}{2}} \right] \\ &\quad + \frac{\mathbf{L}_{i+\frac{1}{2}}^s}{2} \cdot \left[\left(\mathbf{G}_{i+1} - \mathbf{G}_i \right) \left(\frac{\xi_y}{J} \right)_{i+\frac{1}{2}} - 2 \left(\mathbf{G}_i - \mathbf{G}_{i-1} \right) \left(\frac{\xi_y}{J} \right)_{i-\frac{1}{2}} + \left(\mathbf{G}_{i-1} - \mathbf{G}_{i-2} \right) \left(\frac{\xi_y}{J} \right)_{i-\frac{3}{2}} \right] \\ &\quad + \frac{\mathbf{L}_{i+\frac{1}{2}}^s}{2} \cdot \left[\left(\mathbf{H}_{i+1} - \mathbf{H}_i \right) \left(\frac{\xi_z}{J} \right)_{i+\frac{1}{2}} - 2 \left(\mathbf{H}_i - \mathbf{H}_{i-1} \right) \left(\frac{\xi_z}{J} \right)_{i-\frac{1}{2}} + \left(\mathbf{H}_{i-1} - \mathbf{H}_{i-2} \right) \left(\frac{\xi_z}{J} \right)_{i-\frac{3}{2}} \right] \\ &\quad + \frac{\lambda^s}{2} \mathbf{L}_{i+\frac{1}{2}}^s \cdot \left[\left(\mathbf{U}_{i+1} - \mathbf{U}_i \right) \left(\frac{1}{J} \right)_{i+\frac{1}{2}} - 2 \left(\mathbf{U}_i - \mathbf{U}_{i-1} \right) \left(\frac{1}{J} \right)_{i-\frac{1}{2}} + \left(\mathbf{U}_{i-1} - \mathbf{U}_{i-2} \right) \left(\frac{1}{J} \right)_{i-\frac{3}{2}} \right],\end{aligned}\quad (36)$$

where the half-point metrics and Jacobians, say $\left(\frac{\xi_x}{J} \right)_{i+\frac{1}{2}}$, $\left(\frac{\xi_y}{J} \right)_{i+\frac{1}{2}}$, $\left(\frac{\xi_z}{J} \right)_{i+\frac{1}{2}}$ and $\left(\frac{1}{J} \right)_{i+\frac{1}{2}}$ are all evaluated with a 6th-order central scheme as in Eq. (32).

Furthermore, in order to achieve free-stream preserving for the smooth indicators as in Eq. (26), they are rewritten into a local difference formulation too, say β_0^+ as

$$\beta_0^+ = \frac{1}{4} \left[(f_{i-2}^{s,+} - f_{i-1}^{s,+}) - 3(f_{i-1}^{s,+} - f_i^{s,+}) \right]^2 + \frac{13}{12} \left[(f_{i-2}^{s,+} - f_{i-1}^{s,+}) - (f_{i-1}^{s,+} - f_i^{s,+}) \right]^2. \quad (37)$$

Then, the same treatment as Eq. (36) can be applied.

3.3. Free-stream preserving hybrid WENO scheme

Based on the above free-stream preserving linear-upwind and WENO schemes, it is easy to introduce hybridization following Hu et al. [19] to achieve less numerical dissipation and higher computational efficiency. Here, the non-dimensional discontinuity detector in the characteristic space is

$$\sigma_s = \left(\frac{\Delta v_{i+\frac{1}{2},s}}{\tilde{\rho}} \right)^2, \quad (38)$$

where

$$\begin{aligned} \Delta v_{i+\frac{1}{2},s} = \frac{1}{60} \mathbf{L}_{i+\frac{1}{2}}^s \cdot & \left[(\mathbf{U}_{i-2} - \mathbf{U}_{i-1}) \left(\frac{1}{J} \right)_{i-\frac{3}{2}} - 4(\mathbf{U}_{i-1} - \mathbf{U}_i) \left(\frac{1}{J} \right)_{i-\frac{1}{2}} \right. \\ & \left. + 6(\mathbf{U}_i - \mathbf{U}_{i+1}) \left(\frac{1}{J} \right)_{i+\frac{1}{2}} - 4(\mathbf{U}_{i+1} - \mathbf{U}_{i+2}) \left(\frac{1}{J} \right)_{i+\frac{3}{2}} + (\mathbf{U}_{i+2} - \mathbf{U}_{i+3}) \left(\frac{1}{J} \right)_{i+\frac{5}{2}} \right], \end{aligned} \quad (39)$$

and $\tilde{\rho}$ is the Roe-average density of $\mathbf{A}_{i+\frac{1}{2}}$. The threshold is given as

$$\varepsilon = C \left(\frac{\Delta \xi}{L_\xi} \right)^\alpha, \quad (40)$$

where C is a positive constant, α is a positive integer and the relation between L_ξ and $\Delta \xi$ is defined in Eq.(18). Hence, the numerical flux of the hybrid scheme in characteristic space can be switched between that of the linear-upwind $\tilde{F}_{i+\frac{1}{2}}^{UPS}$ and WENO $\tilde{F}_{i+\frac{1}{2}}^{WENO}$ schemes as

$$\tilde{F}_{i+\frac{1}{2}} = \sigma_{i+\frac{1}{2}} \tilde{F}_{i+\frac{1}{2}}^{UPS} + \left(1 - \sigma_{i+\frac{1}{2}} \right) \tilde{F}_{i+\frac{1}{2}}^{WENO}, \quad (41)$$

where $\sigma_{i+\frac{1}{2}}$ which equals to zero when $\sigma_s > \varepsilon$ otherwise one.

4. Numerical tests

To demonstrate the effectiveness of the proposed method, several problems including free-stream, isentropic vortex convection, double Mach reflection and flow past a cylinder are computed on various non-uniform grids. The local Lax-Friedrichs flux splitting is used for the free-stream and vortex problems and the global Lax-Friedrichs flux splitting for the double Mach reflection and flow past cylinder problems. The third order TVD Runge-Kutta scheme is utilized for time integration. For hybrid WENO scheme, the parameters are chosen as $C = 100$ and $\alpha = 3$. In the following, while "UPW5" denotes the standard 5th-order linear upwind scheme and "WENO" for the classic 5th-order WENO scheme, "UPW5-UFP", "WENO-UFP" and "WENO-HUFP" denote the linear upwind scheme, the WENO scheme and the hybrid WENO scheme proposed in this paper, respectively, and "Exact" denotes the exact solution.

4.1. Free-stream

The free-stream is tested on a three dimensional wavy grid and a random grid, i.e. a randomly disturbed Cartesian grid, respectively. The initial condition of an ideal gas is given as

$$u = u_{\infty}, \quad v = 0, \quad w = 0, \quad \rho = \rho_{\infty}, \quad p = p_{\infty}. \quad (42)$$

In this test, we set $u_{\infty} = 0.5$, $\rho_{\infty} = 1$ and $p_{\infty} = 1/\gamma$, where γ is the specific heat ratio. The Mach number is 0.5, the same as in Ref. [15]. The states at boundaries are set to the same as those of the initial condition. The time-step size is set to 0.1 and the results are examined after 100 time steps.

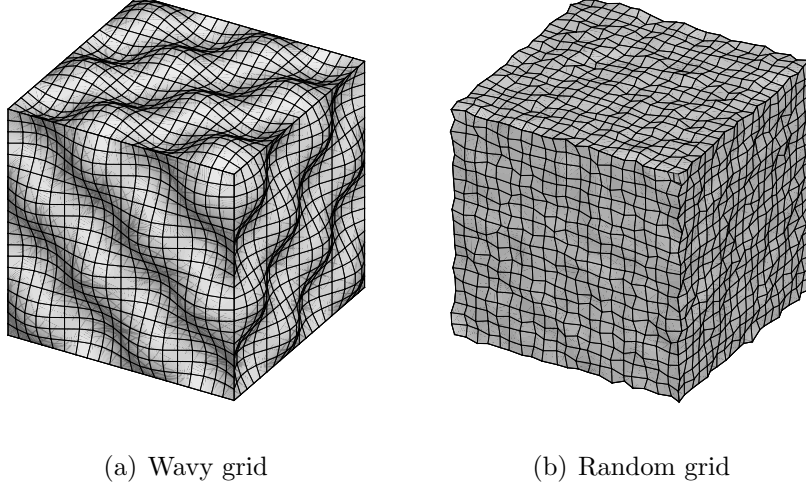


Figure 2: The three-dimensional wavy and random grids for the free-stream problem.

First, we test the free-stream preservation property on the wavy grid, as shown in Fig. 2(a), defined in the domain $[-2, 2] \times [-2, 2] \times [-2, 2]$ by

$$\begin{aligned}
 x_{i,j,k} &= x_{min} + \Delta x_0 \left[(i-1) + A_x \sin \frac{n_{xy}\pi (j-1) \Delta y_0}{L_y} \sin \frac{n_{xz}\pi (k-1) \Delta z_0}{L_z} \right], \\
 y_{i,j,k} &= y_{min} + \Delta y_0 \left[(j-1) + A_y \sin \frac{n_{yz}\pi (k-1) \Delta z_0}{L_z} \sin \frac{n_{yx}\pi (i-1) \Delta x_0}{L_x} \right], \\
 z_{i,j,k} &= z_{min} + \Delta z_0 \left[(k-1) + A_z \sin \frac{n_{zx}\pi (i-1) \Delta x_0}{L_x} \sin \frac{n_{zy}\pi (j-1) \Delta y_0}{L_y} \right],
 \end{aligned} \tag{43}$$

where $L_x = L_y = L_z = 4$, $A_x = A_y = A_z = 1$, $n_{xy} = n_{xz} = n_{yz} = n_{yx} = n_{zx} = n_{zy} = 4$, and $x_{min} = -L_x/2$, $y_{min} = -L_y/2$, $z_{min} = -L_z/2$. The grid resolution is set to 21×21 . The L_2 errors of the velocity components v and w of the flow field are shown in Table 1. One can find that the errors of UPW5-UFP, WENO-UFP and WENO-HUFP are all less than 10^{-15} , which is close

Table 1: L_2 errors of v and w components in the free-stream problem on the wavy grid

Method	v -component	w -component
UPW5	1.56×10^{-3}	2.48×10^{-3}
WENO	9.25×10^{-3}	1.03×10^{-2}
UPW5-UFP	6.91×10^{-16}	5.70×10^{-16}
WENO-UFP	6.99×10^{-16}	6.86×10^{-16}
WENO-HUFP	6.91×10^{-16}	5.70×10^{-16}

to machine zero. However, the results obtained by UPW5 and WENO scheme exhibit much large errors. This test demonstrates that the present method is effectively free-stream preserving. Note that, the errors of WENO-HUFP are the same with that of UPW5-UFP, implying that only the linear-upwind scheme of the hybrid WENO method is switched on throughout the entire computation.

Similar to the wavy grid, as shown in Fig. 2(b), the random grid has the same domain and grid resolution, but generated by

$$\begin{aligned}
x_{i,j,k} &= x_{min} + \Delta x_0 [(i-1) + A_x (2\varphi_x - 1)], \\
y_{i,j,k} &= y_{min} + \Delta y_0 [(j-1) + A_y (2\varphi_y - 1)], \\
z_{i,j,k} &= z_{min} + \Delta z_0 [(k-1) + A_z (2\varphi_z - 1)],
\end{aligned} \tag{44}$$

where $A_x = A_y = A_z = 0.2$ are magnitudes of the random disturbances and $\varphi_x, \varphi_y, \varphi_z$ are random numbers uniformly distributed between 0 and 1. The L_2 errors of velocity components v and w of the flow field are shown in Table 2. These results also prove that the present method eliminates geometrically induced errors to a large extent and preserves free-stream effectively.

Table 2: L_2 errors of v and w components in the free-stream problem on the random grid

Method	v -component	w -component
UPW5	4.91×10^{-2}	2.94×10^{-2}
WENO	1.25×10^{-1}	7.81×10^{-2}
UPW5-UFP	6.91×10^{-16}	5.31×10^{-16}
WENO-UFP	6.86×10^{-16}	6.70×10^{-16}
WENO-HUFP	6.91×10^{-16}	5.31×10^{-16}

4.2. Isentropic vortex

This two-dimensional case, taken from Ref. [15], is also computed on wavy and random grids to test the vortex preservation property. An isentropic vortex centered at $(x_c, y_c) = (0, 0)$ is superposed to a uniform flow with Mach 0.5 as the initial condition. The perturbations of the isentropic vortex are given by

$$\begin{aligned}
 (\delta u, \delta v) &= \varepsilon \tau e^{\alpha(1-\tau^2)} (\sin\theta, -\cos\theta), \\
 \delta T &= -\frac{(\gamma-1)\varepsilon^2}{4\alpha\gamma} e^{\alpha(1-\tau^2)}, \\
 \delta S &= 0,
 \end{aligned} \tag{45}$$

where $\alpha = 0.204$, $\varepsilon = 0.02$, $\tau = r/r_c$ and $r = [(x - x_c)^2 + (y - y_c)^2]^{1/2}$. Here, $r_c = 1.0$ is the vortex core length, $T = p/\rho$ is the temperature and $S = p/\rho^\gamma$ is the entropy. The periodic boundary condition is adopted and the flow field is examined when the vortex moving back to the original location.

The first test is on a wavy grid defined in the domain $(x, y) \in [-10, 10] \times$

$[-10, 10]$ by

$$\begin{aligned} x_{i,j} &= x_{min} + \Delta x_0 \left[(i-1) + A_x \sin \frac{n_{xy} \pi (j-1) \Delta y_0}{L_y} \right], \\ y_{i,j} &= y_{min} + \Delta y_0 \left[(j-1) + A_y \sin \frac{n_{yx} \pi (i-1) \Delta x_0}{L_x} \right], \end{aligned} \quad (46)$$

where $L_x = L_y = 20$, $x_{min} = -L_x/2$, $y_{min} = -L_y/2$, $A_x \times \Delta x_0 = 0.6$, $A_y \times \Delta y_0 = 0.6$ and $n_{xy} = n_{yx} = 4$. In order to evaluate the grid convergence, three grids with the resolutions of 21×21 , 41×41 , 81×81 are used. The time-step sizes Δt respect to those grids are select carefully as 0.25, 0.0625 and 0.0015625, respectively, to eliminate the errors induced by time integration.

The flow field computed on the 21×21 grid are shown in Fig. 3. It can be observed that UPW and WENO are not able to resolve the moving vortex. The errors generated from the wavy grid pollute the entire flow field. However, the vortex is resolved well by both UPW5-UFP and WENO-UFP. In addition, the flow field obtained by UPW5-UFP is closer to the exact solution than that of WENO-UFP. Again, the essentially same results obtained by UPW5 and WENO-HUFP imply that, since there is no discontinuity in the solution, only the linear-upwind scheme of the hybrid WENO method is switched on throughout the entire computation. The L_2 errors of the v component on wavy grids at three resolutions are shown in Table 3 and Fig. 4. In Fig. 4, WENO-FP denotes the results obtained with the method of Nonomura et al. [15]. These results suggest that the present method works well and the errors produced by the UPW5-UFP, WENO-UFP and WENO-HUFP all are lower than WENO-FP, and have higher convergence rate.

Then, the vortex is tested on a random grid at the resolution of 21×21

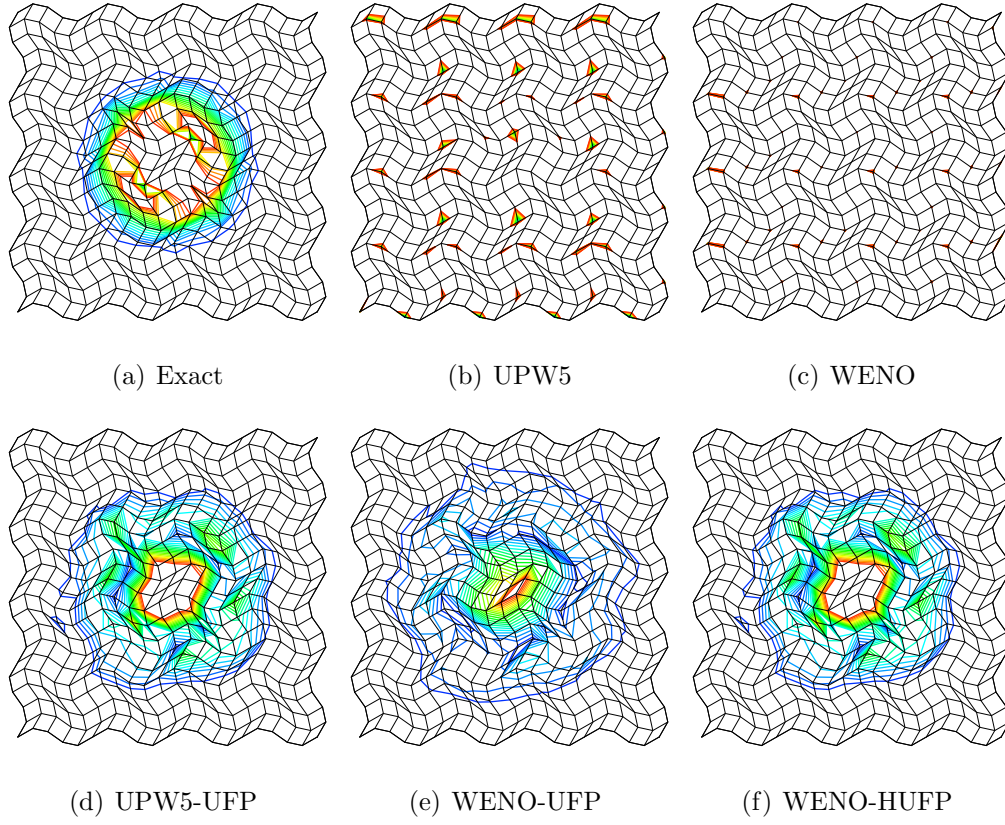


Figure 3: 21 equally spaced vorticity contours from 0.0 to 0.006 of moving vortex on a two dimensional wavy grid.

Table 3: L_2 errors of v component in the vortex problem on different wavy grids

Method	Grid number	Error	Order of accuracy
UPW5	21×21	1.20×10^{-2}	—
	41×41	7.23×10^{-4}	4.05
	81×81	2.99×10^{-5}	4.60
WENO	21×21	3.85×10^{-2}	—
	41×41	2.86×10^{-3}	3.75
	81×81	1.39×10^{-4}	4.36
UPW5-UFP	21×21	2.01×10^{-3}	—
	41×41	3.93×10^{-4}	2.36
	81×81	1.81×10^{-5}	4.44
WENO-UFP	21×21	2.70×10^{-3}	—
	41×41	7.24×10^{-4}	1.90
	81×81	2.19×10^{-5}	5.05
WENO-HUFP	21×21	2.01×10^{-3}	—
	41×41	3.93×10^{-4}	2.36
	81×81	1.81×10^{-5}	4.44

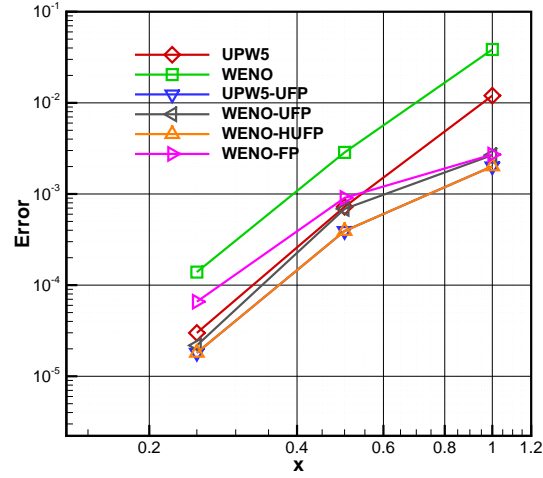


Figure 4: Errors of vortex on grids with different density.

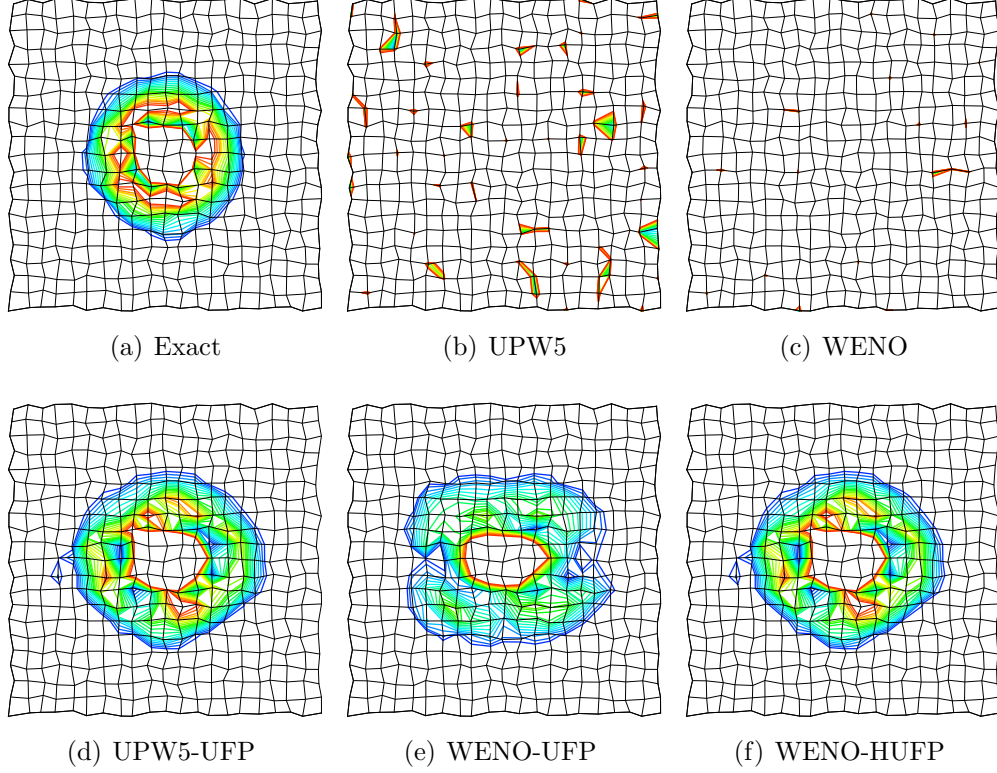


Figure 5: 21 equally spaced vorticity contours from 0.0 to 0.006 of moving vortex on a two dimensional random grid.

and with time-step size of $\Delta t = 0.25$. The grid points are randomized in a random direction with 20% of the original Cartesian grid size. The vorticity contours and L_2 errors of the v component are shown in Fig. 5 and Table 4, respectively. From these results, it can be observed that the flows computed by UPW5 and WENO produce much larger errors and the present schemes preserve the vortex well. it is clear shown that the results obtained by the UPW5-UFP and WENO-HUFP are better than that of WENO-UFP due to less numerical dissipation.

Table 4: L_2 errors of v component in the vortex problem on a randomized grid

Method	Grid number	Error
UPW5	21×21	3.16×10^{-2}
WENO	21×21	4.72×10^{-2}
UPW5-UFP	21×21	1.34×10^{-3}
WENO-UFP	21×21	2.25×10^{-3}
WENO-HUFP	21×21	1.34×10^{-3}

4.3. Double Mach reflection

The double Mach reflection problem [22] containing strong shock waves is chosen to examine the shock-capturing property of the present method. In the computational domain $(x, y) \in [0, 4] \times [0, 1]$, the initial conditions are

$$(\rho, u, v, p)^T = \begin{cases} (1.4, 0.0, 0.0, 1.0)^T & x - y \tan \frac{\pi}{6} \geq \frac{1}{6} \\ (8.0, 7.1447, -4.125, 116.5)^T & else \end{cases} \quad (47)$$

The computation is conducted up to $t = 0.2$ with the CFL number of 0.6. Two random grids with 5% randomization at two resolutions of 240×60 and 960×240 are used. In order to preserve high accuracy near the boundary, as shown in Fig. 6(a), several points near the edges are left unperturbed. Note that 5% randomization is sufficiently severe and the errors of inappropriate implementation is significant. In Ref. [15], only 2% randomization is applied to their test.

Since UPW5 is not able to resolve shock wave, their results are not shown here. From the density contours of the flow field obtained on the 240×60 grid, as shown in Fig. 6, it can be observed that WENO produces large errors in the region with grid perturbations. WENO-UFP and WENO-HUFP eliminate these errors and capture the shocks well and maintain the shock-capturing ability of the original WENO scheme on Cartesian grid. The density contours

Table 5: Computational time for double Mach reflection problem on 960×240 grid.


	WENO	WENO-Like	WENO-UFP	WENO-HUFP
CPU time (s)	1923	2951	2248	1834

computed on the 960×240 grid and their enlarged part are shown in Fig. 7 and Fig. 8, respectively. Here, WENO-Like denotes the method of Zhu et al. [18]. Note that, WENO-HUFP is able to resolve more wave structures, as shown in Fig. 8, than that of WENO-Like and WENO-UFP, which implies that WENO-HUFP is less dissipative. Also note that, while WENO-Like resolves less wave structure than WENO-HUFP, it produces considerable more fluctuations in the reflection wave region. The computation time for different schemes are summarized in Table 5, it can be found that WENO-HUFP has the most computational efficiency and it costs less than two third of WENO-Like.


4.4. Supersonic flow past a cylinder

A supersonic flow past a cylinder [14] is simulated on a grid randomized from a body-fitted grid. The Mach 2 supersonic flow with moves toward the cylinder from left. The reflective boundary condition is applied on the cylinder surface, the supersonic inflow condition at the left boundary and the supersonic outflow condition at the other boundaries. The grid with resolution of 81×61 is generated by the curvilinear coordinates

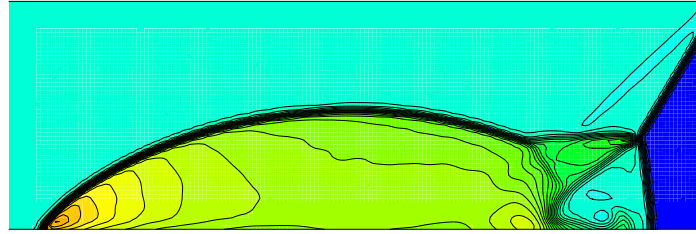
$$\begin{aligned}x &= (R_x - (R_x - 1) \eta') \cos(\theta(2\xi' - 1)) \\y &= (R_y - (R_y - 1) \eta') \sin(\theta(2\xi' - 1)),\end{aligned}\tag{48}$$



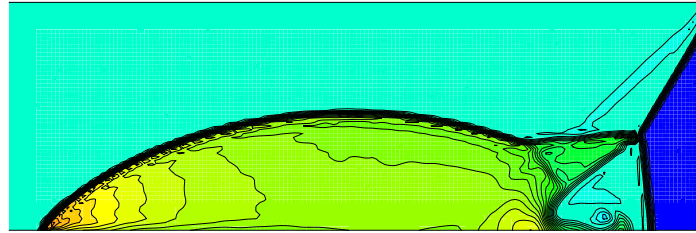
(a) Grid



(b) WENO




(c) WENO-UFP

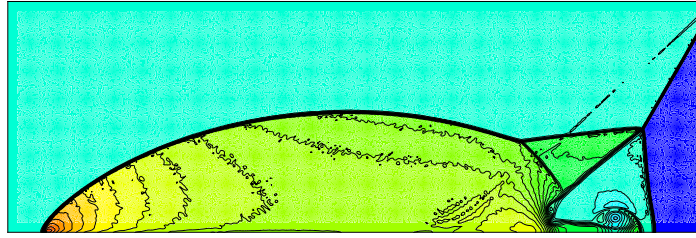


(d) WENO-HUFP

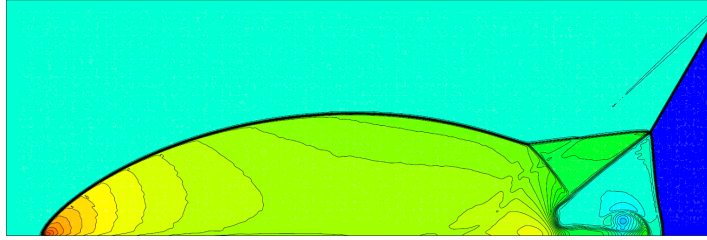
Figure 6: 41 equally spaced density contours from 1.92 to 22.59 of double Mach reflection problem on the 240×60 grid.



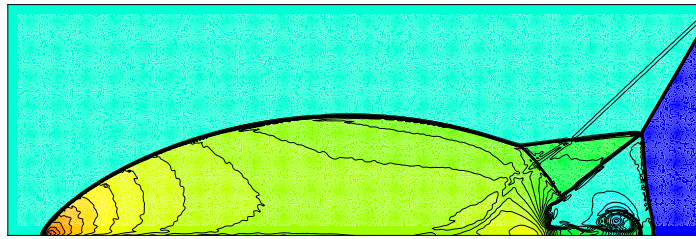
(a) WENO



(b) WENO-Like

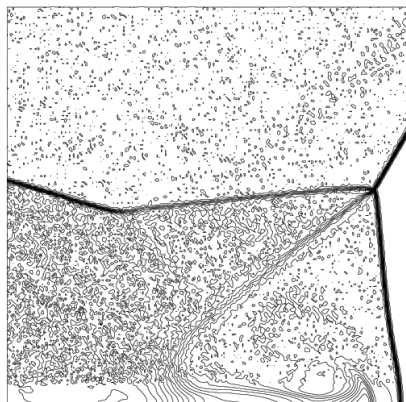


(c) WENO-UFP

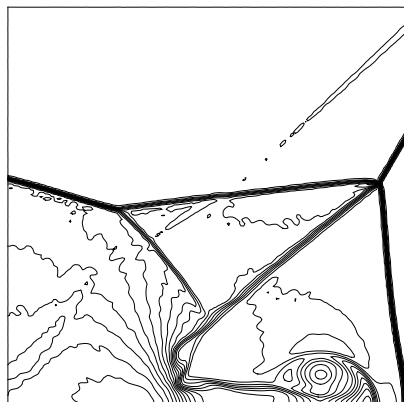


(d) WENO-HUFP

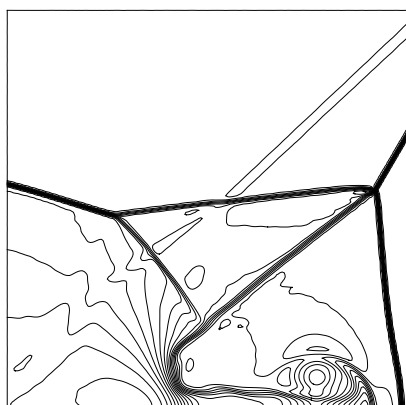
Figure 7: 41 equally spaced density contours from 1.92 to 22.59 of double Mach reflection problem on the 960×240 grid.



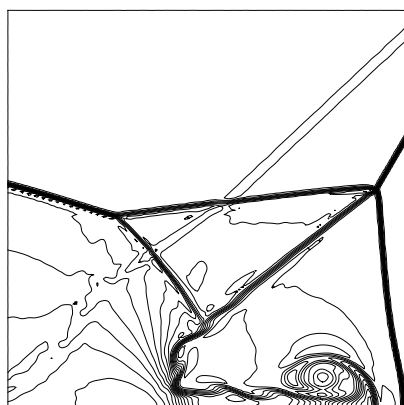
(a) WENO



(b) WENO-Like



(c) WENO-UFP



(d) WENO-HUFP

Figure 8: The enlarge part of double Mach reflection problem on 960×240 grid.

Table 6: Computational time for supersonic flow past a cylinder.

	WENO	WENO-FP	WENO-UFP	WENO-HUFP
CPU time (s)	78	109	104	62

where

$$\begin{aligned}\xi' &= \frac{\xi - 1}{i_{max} - 1}, & \xi &= i + 0.2 \cdot \varphi_i \\ \eta' &= \frac{\eta - 1}{j_{max} - 1}, & \eta &= j + 0.2 \cdot \sqrt{1 - \varphi_i^2}.\end{aligned}\tag{49}$$

Here $\theta = 5\pi/12$, $R_x = 3$, $R_y = 6$ and φ_i is a random number uniformly distributed between $[0, 1]$. The inflow pressure and density are $\rho_\infty = 1.0$ and $p_\infty = 1/\gamma$, respectively. Similar to Ref. [22], the time-step size is chosen as $\Delta t = 0.005$ and the results are examined after 5000 steps. The pressure contours and computational costs are given in Fig. 9 and Table. 6, respectively. It is found that both WENO-FP and the present method eliminates the geometrically induced errors and maintain the shock capturing ability. Note that, WENO-HUFP is the least dissipative and the most computational efficient of all schemes.

5. Conclusions

In this paper, we propose a free-stream preserving method for linear-upwind and WENO schemes on curvilinear grids. Following a Lax-Friedrichs flux splitting, the numerical fluxes of the upwind schemes are rewritten into a central term and a numerical dissipation term with the form of local difference using neighboring grid-point pairs. For the central term, the symmetric conservative metric method is applied straightforwardly to eliminate the geometrically induced error. For the numerical dissipation term, each

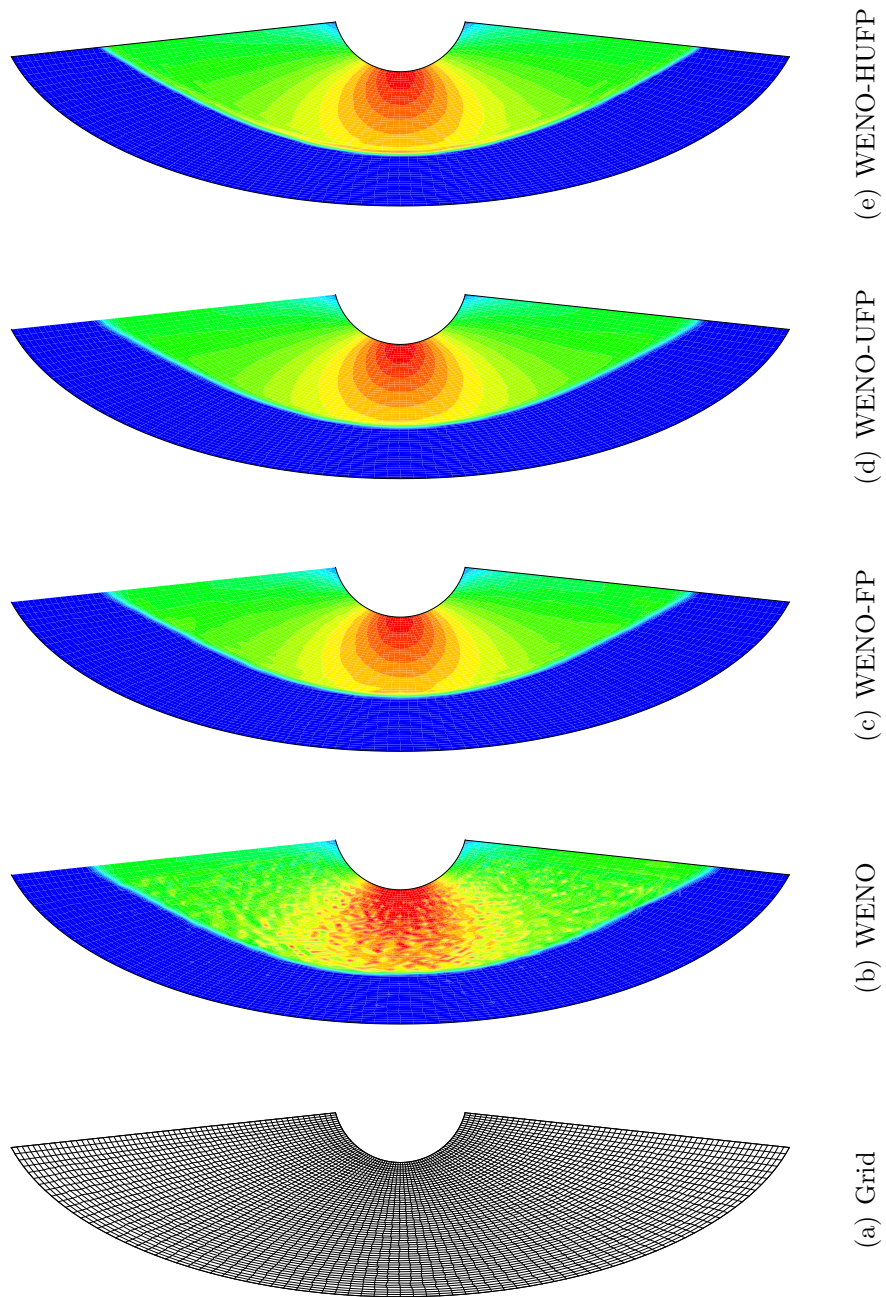


Figure 9: 21 equally spaced pressure contours from 0.86 to 3.88 of the supersonic flow past a cylinder.

neighboring grid-point pairs are modified to share a common Jacobian and metrics value which are evaluated by high order schemes. Then, a simple free-stream preserving hybrid method switching between linear-upwind and WENO schemes is proposed to further improve computational efficiency and reduce numerical dissipation. A number of numerical examples demonstrate that the proposed method not only achieves good free-stream and vortex preserving properties but also maintains the shock-capturing ability of original WENO scheme. In addition, the hybrid method achieves higher resolution solution than those of WENO-UFP and WENO-Like schemes with considerable lower computing costs.

Acknowledgements

The first author is partially supported by Xidian University (China). The second author acknowledges National Natural Science Foundation of China(NSFC) (Grant No:11628206).

References

- [1] C.-W. Shu, High-order finite difference and finite volume weno schemes and discontinuous galerkin methods for cfd, International Journal of Computational Fluid Dynamics 17 (2) (2003) 107–118.
- [2] P. Thomas, C. Lombard, Geometric conservation law and its application to flow computations on moving grids, AIAA journal 17 (10) (1979) 1030–1037.

- [3] M. Vinokur, An analysis of finite-difference and finite-volume formulations of conservation laws, *Journal of Computational Physics* 81 (1) (1989) 1–52.
- [4] H. Zhang, M. Reggio, J. Trepanier, R. Camarero, Discrete form of the gcl for moving meshes and its implementation in cfd schemes, *Computers & Fluids* 22 (1) (1993) 9–23.
- [5] X. Deng, Y. Min, M. Mao, H. Liu, G. Tu, H. Zhang, Further studies on geometric conservation law and applications to high-order finite difference schemes with stationary grids, *Journal of Computational Physics* 239 (2013) 90–111.
- [6] T. H. Pulliam, J. L. Steger, Implicit finite-difference simulations of three-dimensional compressible flow, *AIAA Journal* 18 (2) (1980) 159–167.
- [7] S. K. Lele, Compact finite difference schemes with spectral-like resolution, *Journal of computational physics* 103 (1) (1992) 16–42.
- [8] M. R. Visbal, D. V. Gaitonde, On the use of higher-order finite-difference schemes on curvilinear and deforming meshes, *Journal of Computational Physics* 181 (1) (2002) 155–185.
- [9] X. Deng, M. Mao, G. Tu, H. Liu, H. Zhang, Geometric conservation law and applications to high-order finite difference schemes with stationary grids, *Journal of Computational Physics* 230 (4) (2011) 1100–1115.
- [10] Y. Abe, N. Iizuka, T. Nonomura, K. Fujii, Short note: Conservative metric evaluation for high-order finite difference schemes with the gcl

- identities on moving and deforming grids, *Journal of Computational Physics* 232 (1) (2013) 14–21.
- [11] T. Nonomura, N. Iizuka, K. Fujii, Freestream and vortex preservation properties of high-order weno and wcns on curvilinear grids, *Computers & Fluids* 39 (2) (2010) 197–214.
 - [12] Y. Jiang, C.-W. Shu, M. Zhang, An alternative formulation of finite difference weighted eno schemes with lax–wendroff time discretization for conservation laws, *SIAM Journal on Scientific Computing* 35 (2) (2013) A1137–A1160.
 - [13] X. Deng, H. Zhang, Developing high-order weighted compact nonlinear schemes, *Journal of Computational Physics* 165 (1) (2000) 22–44.
 - [14] G.-S. Jiang, C.-W. Shu, Efficient implementation of weighted eno schemes, *Journal of computational physics* 126 (1) (1996) 202–228.
 - [15] T. Nonomura, D. Terakado, Y. Abe, K. Fujii, A new technique for freestream preservation of finite-difference weno on curvilinear grid, *Computers & Fluids* 107 (2015) 242–255.
 - [16] M. Vinokur, H. Yee, Extension of efficient low dissipation high order schemes for 3-d curvilinear moving grids, in: *Frontiers Of Computational Fluid Dynamics 2002*, World Scientific, 2002, pp. 129–164.
 - [17] Q. Li, D. Sun, P. Liu, Further study on errors in metric evaluation by linear upwind schemes with flux splitting in stationary grids, *Communications in Computational Physics* 22 (1) (2017) 64–94.

- [18] Y. Zhu, Z. Sun, Y. Ren, Y. Hu, S. Zhang, A numerical strategy for freestream preservation of the high order weighted essentially non-oscillatory schemes on stationary curvilinear grids, *Journal of Scientific Computing* 72 (3) (2017) 1021–1048.
- [19] X. Hu, B. Wang, N. Adams, An efficient low-dissipation hybrid weighted essentially non-oscillatory scheme, *Journal of Computational Physics* 301 (2015) 415–424.
- [20] P. L. Roe, Approximate riemann solvers, parameter vectors, and difference schemes, *Journal of computational physics* 43 (2) (1981) 357–372.
- [21] G.-S. Jiang, C.-c. Wu, A high-order weno finite difference scheme for the equations of ideal magnetohydrodynamics, *Journal of Computational Physics* 150 (2) (1999) 561–594.
- [22] P. Woodward, P. Colella, The numerical simulation of two-dimensional fluid flow with strong shocks, *Journal of Computational Physics* 54 (1) (1984) 115 – 173.