

Probing CPT breaking induced by quantum decoherence at DUNE

J.C. Carrasco,¹ F.N. Díaz,¹ and A.M. Gago¹

¹*Sección Física, Departamento de Ciencias, Pontificia Universidad Católica del Perú, Apartado 1761, Lima, Perú*

We show that, the decoherence phenomena applied to the neutrino system could lead us to have an observable breaking of the fundamental CPT symmetry. We require a specific textures of non-diagonal decoherence matrices, with non-zero δ_{CP} , for having such observations. Using the information from the CPT conjugate channels: $\nu_\mu \rightarrow \nu_\mu$ and $\bar{\nu}_\mu \rightarrow \bar{\nu}_\mu$ and its corresponding backgrounds, we have estimated the sensitivity of DUNE experiment for testing CPT under the previous conditions. Four scenarios for energy dependent decoherence parameters $\Gamma_{E_\nu} = \Gamma \times (E_\nu/\text{GeV})^n$, $n = -1, 0, 1$, and 2 are taken into account, for most of them, DUNE is able to achieve a 5σ discovery potential having Γ in $\mathcal{O}(10^{-23} \text{ GeV})$ for $\delta_{CP} = 3\pi/2$. Meanwhile, for $\delta_{CP} = \pi/2$ we reach 3σ for Γ in $\mathcal{O}(10^{-24} \text{ GeV})$.

I. INTRODUCTION

The neutrino oscillation is provoked by the existence of non-zero neutrino masses allied with the mismatch between its corresponding eigenstates and the neutrino flavor eigenstates. This phenomenon is supported by an overwhelming experimental evidence which spans more than two decades ago [1–10]. Notwithstanding, the neutrino oscillation is well-established, the coexistence of new physics as sub-leading effect of it has not been yet rule out. In some occasions, this new physics bring about the option of breaking fundamental laws of nature, for instance, the violation of the equivalence principle [11–13] or the violation of lorentz invariance [14–16]. The latter is described within the Lagrangian of the Standard Model Extension (SME) [17] where you can find terms that explicitly violate the combined action of the conjugation (C), the parity inversion (P) and the time inversion (T), symmetries, known in short as the CPT symmetry. This combined symmetry holds for a local, lorentz invariant and unitary quantum field theory. There has been a lot of work on testing CPT violation (CPTV) on the side of the SME [18–21]. We must remark that, there is CPTV in the neutrino oscillation in matter, originated by the unequal number of particles and antiparticles in ordinary matter [22].

On the other hand, there are a set of theoretical hypotheses such as string and branes [23, 24], and quantum gravity [25] which effects can be encoded behind an omnipresent environment that could be weakly interacting with neutrinos [26, 27]. This type of interactions is written according to the open system formalism and have as a typical trait (in its simplistic version) the appearance of decoherence (damping) factors $\exp^{-\Gamma t}$ within the neutrino oscillation probabilities [28–35]. Here, arises other type of CPTV rooted in the impossibility of defining a CPT operator by virtue of the evolution from pure states to mixed states, caused by decoherence [36, 37]. In the open system approach the effects of the environment are enclosed, in a model independent way, in the so-called dissipative/decoherence matrix (after tracing out the environment degrees of freedom). Thereby, it is uncertain to claim that this type of CPTV is genuine, i.e. there is

a fundamental arrow of time, or it is only an apparent CPTV, in view of our lack of knowledge of the complete system. One way or another, an eventual observation of CPTV will be shaking our current understanding of fundamental physics.

In this paper, we will focus on study different non-diagonals textures of the dissipative matrix paying special attention to those which can produce an observable non-zero CPTV. An equal response of the environment for neutrinos and antineutrinos will be one of our working hypothesis. In constrast with the hypothesis use, for instance, in [31]. We will also consider the possibility that the parameters of the dissipative matrix can be energy dependent [38, 39]. We will use the DUNE experiment [40, 41] as the scenario for assesing how significant would be a CPTV signature caused by quantum decoherence.

II. THEORETICAL APPROACH

A. Neutrino as open quantum system

Our aim is to treat the neutrino as a subsystem interacting, weakly, with a large (unknown) environment. In situations of this kind, the linear evolution of the reduced density matrix of the subsystem is represented by means of the Lindblad Master equation [26, 27]:

$$\frac{\partial \rho(t)}{\partial t} = -i[H, \rho(t)] + \mathcal{D}[\rho(t)], \quad (1)$$

where $\rho(t)$ is the neutrino density matrix, H is the hamiltonian of the neutrino subsystem and $\mathcal{D}[\rho(t)]$ is the dissipative term where the decoherence phenomena is encoded. This dissipative factor is written as follows:

$$\mathcal{D}[\rho(t)] = \frac{1}{2} \sum_j \left([A_j, \rho(t) A_j^\dagger] + [A_j \rho(t), A_j^\dagger] \right). \quad (2)$$

Considering a three-level system we can expand the operators in Eq. (1) in the basis of the Gell-Mann matrices from $SU(3)$ group plus the identity matrix:

$$\rho = \sum \rho_\mu t_\mu, \quad H = \sum h_\mu t_\mu, \quad A_j = \sum a_\mu^j t_\mu, \quad (3)$$

where μ is running from 0 to 8, being t_0 the identity matrix and t_k the Gell-Mann matrices ($k = 1, \dots, 8$), which satisfy $[t_a, t_b] = i \sum_c f_{abc} t_c$, where f_{abc} are the structure constants of $SU(3)$. Imposing the increasing with time of the Von Neuman entropy the hermiticity of the \hat{A}_j is assured, having, as a consequence, that the dissipative matrix can be expressed as [30]:

$$D_{kj} = \frac{1}{2} \sum_{l,m,n} (a_{nl}) f_{knm} f_{mlj}, \quad a_{nl} = \bar{a}_n \cdot \bar{a}_l, \quad (4)$$

being the matrix $\mathbf{D} \equiv D_{kj}$ symmetric, with components $D_{\mu 0} = D_{0\mu} = 0$, and $\bar{a}_r = \{a_r^1, a_r^2, \dots, a_r^8\}$. The complete positivity condition requires that the eigenvalues of the mixing matrix $\rho(t)$ should be positive at any time, this is achieved demanding that the matrix $\mathbf{A} \equiv a_{nl}$ is positive [26, 27]. The scalar product structure present in the elements D_{kj} makes them to respect the Cauchy-Schwartz inequalities. Gathering the conservation of the probability to all that we have said, we have that the evolution equation of $\rho(t)$ is given by:

$$\dot{\rho}_0 = 0, \quad \dot{\rho}_k = (H_{kj} + D_{kj})\rho_j = M_{kj}\rho_j, \quad (5)$$

where $H_{kj} = \sum_i h_i f_{ijk}$. The solution of the Eq. (5) written in matricial form is:

$$\varrho(t) = e^{\mathbf{M}t} \varrho(0), \quad (6)$$

where ϱ is an eight column vector compose by the ρ_k and $\mathbf{M} \equiv M_{kj}$. Therefore, we can obtain a general expression for the neutrino oscillation probability $\nu_\alpha \rightarrow \nu_\beta$:

$$P_{\nu_\alpha \rightarrow \nu_\beta} = \frac{1}{3} + \frac{1}{2} (\varrho^\beta)^T \varrho^\alpha(t) = \frac{1}{3} + \frac{1}{2} \sum_{i,j} \rho_i^\beta \rho_j^\alpha [e^{\mathbf{M}t}]_{ij}. \quad (7)$$

Since in our analytical approach we will use the vacuum case, then, the ρ_i^α are already defined and they are given by:

$$\begin{aligned} \rho_0^\alpha &= \sqrt{2/3}, \\ \rho_1^\alpha &= 2 \operatorname{Re}(U_{\alpha 1}^* U_{\alpha 2}), \\ \rho_2^\alpha &= -2 \operatorname{Im}(U_{\alpha 1}^* U_{\alpha 2}), \\ \rho_3^\alpha &= |U_{\alpha 1}|^2 - |U_{\alpha 2}|^2, \\ \rho_4^\alpha &= 2 \operatorname{Re}(U_{\alpha 1}^* U_{\alpha 3}), \\ \rho_5^\alpha &= -2 \operatorname{Im}(U_{\alpha 1}^* U_{\alpha 3}), \\ \rho_6^\alpha &= 2 \operatorname{Re}(U_{\alpha 2}^* U_{\alpha 3}), \\ \rho_7^\alpha &= -2 \operatorname{Im}(U_{\alpha 2}^* U_{\alpha 3}), \\ \rho_8^\alpha &= \frac{1}{\sqrt{3}} (|U_{\alpha 1}|^2 + |U_{\alpha 2}|^2 - 2|U_{\alpha 3}|^2), \end{aligned} \quad (8)$$

where the $U_{\alpha j}$ refers to an element of the Pontecorvo-Maki-Nakagawa-Sakata (PMNS) [42, 43]. If we want to solve the Eq. (7) for the antineutrino case is enough to make $U_{\alpha j} \rightarrow U_{\alpha j}^*$.

B. CPT violation and quantum decoherence

We will test the CPT symmetry in the context of DUNE using the simulated total rates associated to the ν_μ and the $\bar{\nu}_\mu$ survival channels, where the matter effects are unimportant. The latter fact implies that the vacuum probabilities formulae for oscillation (plus decoherence) are going to be well enough for understanding the corresponding features of CPTV effects. Thus, all the formulae in this section will be developed under the vacuum framework. Before start, it is the utmost importance to remark that the decoherence phenomena entails the transition from pure to mixed states, which implies that the time reversal operation is, as itself, meaningless for this situation [36]. The tool for revealing these, implicit, CPTV effects is the difference between the ν_μ and $\bar{\nu}_\mu$ survival probabilities channels, which written for a generic flavor ν_α is:

$$\Delta P_{\text{CPT}} = P_{\nu_\alpha \rightarrow \nu_\alpha} - P_{\bar{\nu}_\alpha \rightarrow \bar{\nu}_\alpha}. \quad (9)$$

With the aim of simplyfying of the analytical form of the latter expression we work under three assumptions: the diagonal elements (damping parameters) of the dissipative matrix \mathbf{D} are all equal to a single parameter Γ , the dissipative matrix for neutrinos is equal to the corresponding for antineutrinos, $\mathbf{D} = \bar{\mathbf{D}}$, and the last is that the \mathbf{D} matrix is containing no more than one non-diagonal elements at a time we study the ΔP_{CPT} . As a general feature, we have that a non-zero ΔP_{CPT} is obtained when in the survival neutrino oscillation probability there is a term with β_{ij} (non-diagonal term) coupled to $\rho_i^\alpha \rho_j^\alpha$ that contains $\sin \delta_{CP}$, therefore, when its corresponding antineutrino term is subtracted for getting ΔP_{CPT} they do not cancel each other because of the flipping of the sign of $\sin \delta_{CP}$. We find that the aforementioned situation (i.e. non null ΔP_{CPT}) is fulfilled by fifteen β_{ij} where one coefficient in the product $\rho_i^\alpha \rho_j^\alpha$ is: ρ_2^α , ρ_5^α or ρ_7^α and the other one: ρ_1^α , ρ_3^α , ρ_4^α , ρ_6^α or ρ_8^α summarizing in total fifteen cases. The remaining β_{ij} does not produce non-null ΔP_{CPT} given that they are not connected with $\rho_i^\alpha \rho_j^\alpha$ terms that contains $\sin \delta_{CP}$, similar to what happen for the survival probabilities, in the pure oscillation case, where there are no terms involving $\sin \delta_{CP}$ then these do not flip sign when we switch neutrinos to antineutrinos conserving CPT.

Based on the similarities of the structure of the form for ΔP_{CPT} we can divide these fifteen cases in two groups, each group related to different set of β_{ij} , that we present at follows.

1. ΔP_{CPT} for group one

The ΔP_{CPT} expression for the first group is given by:

$$\Delta P_{\text{CPT}} = \beta_{ij} \frac{(e^{\Omega_{\beta_{ij}} t} - e^{-\Omega_{\beta_{ij}} t})}{\Omega_{\beta_{ij}}} \rho_i^\alpha \rho_j^\alpha e^{-\Gamma t}, \quad (10)$$

where $\Omega_{\beta_{ij}} = \sqrt{\beta_{ij}^2 - \Delta_{\beta_{ij}}^2}$, with $\Delta_{\beta_{ij}} = \Delta m_{\beta_{ij}}^2 / 2E$, where E is energy and $\Delta m_{\beta_{ij}}^2$, corresponds to standard square mass differences of neutrino masses, according to its indexes ij (see Table I). This formula applies for nine β_{ij} , the details are given in Table I. On the other hand, in Appendix A, as an example, we display in Eq. (A2) the exact probability from where we can extrapolate the ΔP_{CPT} for β_{12} .

(i, j)	$\Delta_{\beta_{ij}}$
(1, 2), (2, 3), (2, 8)	Δ_{12}
(4, 5), (5, 3), (5, 8)	Δ_{13}
(6, 7), (7, 3), (7, 8)	Δ_{23}

TABLE I: Here it is displayed each group of indexes (i, j) , which corresponds to a one of the nine β_{ij} . The (i, j) in the same row are associated to the $\Delta_{\beta_{ij}}$ in the same line

2. ΔP_{CPT} for group two

The ΔP_{CPT} for the remaining six β_{ij} : $\beta_{15}, \beta_{24}, \beta_{17}, \beta_{26}, \beta_{47}$ and β_{56} , is also proportional to β_{ij} , but it is rather a cumbersome expression in comparison to the one in Eq. 10. In fact, it is the addition of two terms, one of them is proportional to $\rho_i^\alpha \rho_j^\alpha$ while the other one, is proportional to $\rho_k^\alpha \rho_l^\alpha$. For a given ij indexes, there is a specific kl , with each one of these indexes associated to an specific mass squared difference value, for the complete details see Table II. The six expressions for the CPTV formula are obtained per each pair ij, kl plus exchanging $ij \leftrightarrow kl$, with all its correspondent terms associated with them. The explicit formula is given by:

$$\Delta P_{\text{CPT}} = \beta_{ij} \frac{1}{\sqrt{\Omega^4 - 4\Delta_{\beta_{ij}}^2 \Delta_{\beta_{kl}}^2}} \times \left[(\Omega_+ (e^{\Omega_+ t} - e^{-\Omega_+ t}) - \Omega_- (e^{\Omega_- t} - e^{-\Omega_- t})) \rho_i^\alpha \rho_j^\alpha + \Delta_{\beta_{ij}} \Delta_{\beta_{kl}} \left(\frac{e^{\Omega_+ t} - e^{-\Omega_+ t}}{\Omega_+} - \frac{e^{\Omega_- t} - e^{-\Omega_- t}}{\Omega_-} \right) \rho_k^\alpha \rho_l^\alpha \right] e^{-\Gamma t}, \quad (11)$$

where $\Omega^2 = \beta_{ij}^2 - \Delta_{\beta_{ij}}^2 - \Delta_{\beta_{kl}}^2$ and $\Omega_\pm = \frac{1}{\sqrt{2}} \sqrt{\Omega^2 \pm \sqrt{\Omega^4 - 4\Delta_{\beta_{ij}}^2 \Delta_{\beta_{kl}}^2}}$. As in the case of group one, it is shown in Appendix A the probability for β_{24} in Eq. (A3). From there, the corresponding ΔP_{CPT} can be extracted.

3. ΔP_{CPT} analytical results

It is important to point out that, from now on, all the results that we will present the ΔP_{CPT} will be calculated

$\{(i, j), \Delta_{\beta_{ij}}\} \leftrightarrow \{(k, l), \Delta_{\beta_{kl}}\}$
$\{(1, 5), \Delta_{12}\} \leftrightarrow \{(2, 4), \Delta_{13}\}$
$\{(1, 7), \Delta_{12}\} \leftrightarrow \{(2, 6), \Delta_{23}\}$
$\{(4, 7), \Delta_{13}\} \leftrightarrow \{(5, 6), \Delta_{23}\}$

TABLE II: Here it is shown how is the relation between the six indexes (i, j) and (k, l) , each of them associated to its corresponding β and its neutrino mass square differences.

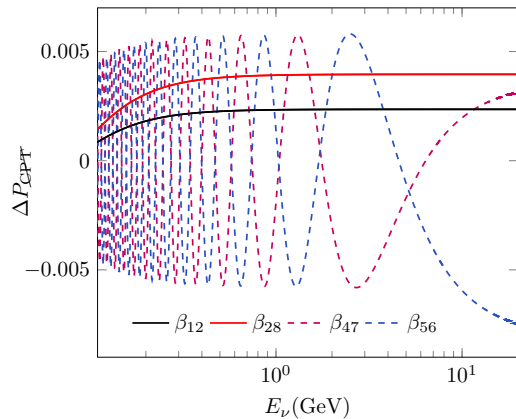


FIG. 1: ΔP_{CPT} versus E_ν , evaluated for $\Gamma = 10^{-23}$ GeV and $\delta_{CP} = 3\pi/2$. This is for $\beta_{28} = \Gamma/\sqrt{3}$, $\beta_{12} = \Gamma/3$, $\beta_{56} = \Gamma/\sqrt{3}$ and $\beta_{47} = \Gamma/\sqrt{3}$. The remaining parameters are given in Table III.

Parameter	Value
θ_{12}	33.63°
$\theta_{13}(\text{NH})$	8.52°
$\theta_{23}(\text{NH})$	48.7°
Δm_{21}^2	$7.4 \times 10^{-5} \text{eV}^2$
$\Delta m_{31}^2(\text{NH})$	$2.515 \times 10^{-3} \text{eV}^2$
Baseline	1300Km

TABLE III: DUNE baseline and values for standard oscillation parameters taken from [44].

for $\alpha = \mu$. In Fig. 1, we present ΔP_{CPT} for a set of β_{ij} per each group, which are: β_{28}, β_{12} and β_{47}, β_{56} for the group one and group two, respectively, and for neutrino energies from 0.1 to 20 GeV, which encloses the DUNE energy range. The selected β 's are those who produce a bigger amplitudes in the ΔP_{CPT} . We have evaluated this effect in an isolated manner per each β (i.e. considering all the rest of β 's as zero), considering its maximum value which is obtained from the inequalities and positivity conditions given in Appendix B, having as result the following values: $|\beta_{28}| = \Gamma/\sqrt{3}$, $|\beta_{12}| = \Gamma/3$ and $|\beta_{47}| = |\beta_{56}| = \Gamma/\sqrt{3}$, for these plots we have taken their positive values. For all these plots it is also fixed $\delta_{CP} = 3\pi/2$ and $\Gamma = 10^{-23}$ GeV, being that the remaining parameters are displayed in Table III. The parameters

given in Table III will be used throughout this paper. We note, for group one, that the β_{28} is producing the highest amplitude for ΔP_{CPT} , in all the energy range where a slightly minor effect for β_{12} is observed. In the case of group two, β_{47} and β_{56} give the maximum values of amplitudes of ΔP_{CPT} up to neutrino energies a bit less than 5 GeV.

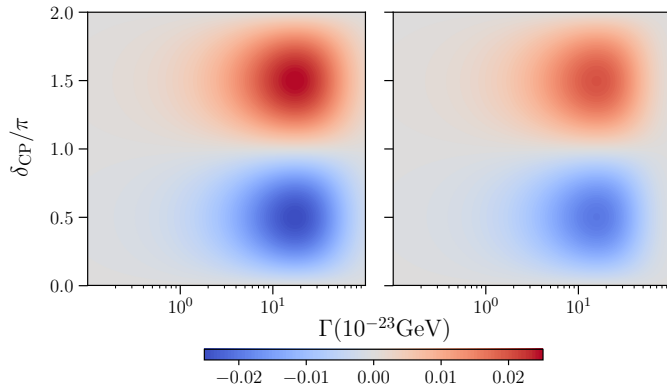


FIG. 2: Iso-contour curves of ΔP_{CPT} at the plane Γ versus δ_{CP} evaluated for $\beta_{28} = \Gamma/\sqrt{3}$ (left) and $\beta_{56} = \Gamma/\sqrt{3}$ (right) and for a fixed $E_\nu = 2.4$ GeV.

In Fig. 2, we have two plots which show iso-contour curves of ΔP_{CPT} at the plane Γ versus δ_{CP} . For both plots the neutrino energy is fixed at 2.4 GeV keeping the remaining parameters at the same values than those used for Fig 1. One plot is for β_{28} (group one) and the other for β_{56} (group two), both taken equal to $\Gamma/\sqrt{3}$. As we said before these particular β 's are the ones who generate the biggest amplitudes for ΔP_{CPT} per each group. Among the general features, we have that other than the maximum (and minimum) value of the ΔP_{CPT} the behaviour of both plots is rather equal. Other common detail is that the ΔP_{CPT} grows with Γ until reaching a region where the maximum amplitude is located, then starts to decrease. Outside the regions around the peaks, i.e. for lower and higher values than the Γ at the peak, the ΔP_{CPT} is zero. For getting a full understanding of why happens this behaviour it is enough to look the formula given for group one, Eq. (10), since there is no a qualitative difference between the plots for β_{28} (group one) and β_{56} (group two). Hence, from Eq. (10), we see that ΔP_{CPT} is suppressed for low values of Γ , which implies low values of $\beta_{28} (= \Gamma/\sqrt{3})$ that are directly proportional to the value of ΔP_{CPT} . On the other hand, ΔP_{CPT} is reduced for higher values of Γ , given that the latter diminishes the factor $\exp^{-\Gamma t}$. From the maximization of the Eq. (10) the value of the Γ at the peak can be extracted, for β_{28} the peak is at $\Gamma \sim 1.7 \times 10^{-22}$ GeV, similarly, if we maximize the Eq. (11) we obtain the peak for β_{56} at $\Gamma \sim 1.6 \times 10^{-22}$ GeV. In general, a very reasonable estimation for the value of Γ at the peak is obtained from $\Gamma L \sim 1$ then $\Gamma \sim 1/L$, which for $L = 1300$ km is $\sim 1.5 \times 10^{-22}$ GeV. The corresponding

values of $\delta_{CP} = \pi/2$ and $3\pi/2$, for β_{28} , can be directly inferred from the unique presence of $\sin \delta_{CP}$ in the factor $\rho_2^\mu \rho_8^\mu$, the values of δ_{CP} for β_{56} are very close to $\pi/2$ and $3\pi/2$ for similar reasons, but they are slightly distorted due to ρ_6^μ is composed by two terms, being one of them is proportional to $\cos \delta_{CP}$. It is important to add that, in spite of they have been not showed here, we have checked that the equivalent plots of the Fig. 2, when matter effects are included, do not reveal significant differences in comparison with the vacuum case presented here. Besides, of course, that given the presence of matter effects, a $\Delta P_{\text{CPT}} \neq 0$ is expected even in the absence of decoherence. Actually, in the experimental (simulated) searches of CPTV that we will present in the following sections, the CPTV, due to matter effects, will play the role of normalization factor.

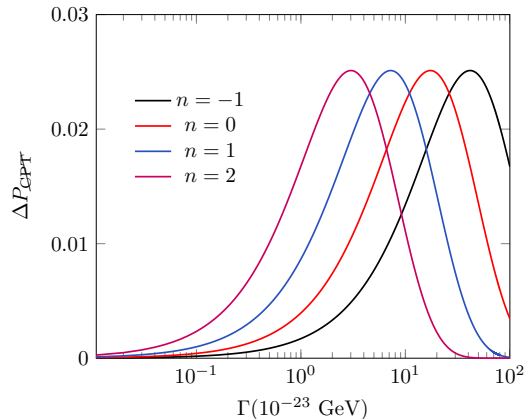


FIG. 3: ΔP_{CPT} versus Γ , evaluated for different energy dependence $n = -1, 0, 1, 2$, $E_\nu = 2.4$ GeV, $\delta_{CP} = 3\pi/2$ and fixing $\beta_{28} = \Gamma/\sqrt{3}$.

4. Decoherence parameters with energy dependency

From a more general view the entries of the decoherence matrix could be energy dependent, particularly, in this paper we will adopt this dependence as follows:

$$\Gamma_{E_\nu} = \Gamma \left(\frac{E_\nu}{\text{GeV}} \right)^n, \quad (12)$$

where n can be $-1, 0, 1$ and 2 . The $n = -1$ is taken because it imitates the oscillation energy dependence being that the motivation for $n = 1$ and $n = 2$ can be found in [38] and [39], respectively.

In Fig. 3 we study the ΔP_{CPT} for the aforementioned energy dependence and setting $\beta_{28} = \Gamma/\sqrt{3}$, the neutrino energy in 2.4 GeV (the DUNE energy peak) and $\delta_{CP} = 3\pi/2$. In this figure we note that the energy dependency on Γ only change its value at the peak but do not affect the amplitude of ΔP_{CPT} . As we have discussed in the section II B 3, at the peak is satisfied approximately the next relation: $\Gamma_{E_\nu} L \sim 1$ then $\Gamma \sim 1/(LE^n)$ which turns

out to be in $\Gamma \sim \{4.0, 1.5, 0.6, 0.3\} \times 10^{-22}$ GeV for $n = -1, 0, 1$ and 2 respectively.

5. Optimal ΔP_{CPT}

For maximizing the ΔP_{CPT} we simultaneously turn on $\beta_{28}, \beta_{12}, \beta_{56}$ and β_{47} in the following values: $\beta_{28} = \Gamma/\sqrt{3}$, $\beta_{12} = (\sqrt{2/3})\Gamma/3$ and $\beta_{56} = -\beta_{47} = \Gamma/3$. These values has been set according to the following steps: First, we fix $\beta_{28} = \Gamma/\sqrt{3}$, given that this β produces the major effect on ΔP_{CPT} . Second, once β_{28} have been defined we obtain the maximum allowed value for β_{12} , which is the second in importance regarding to its impact on ΔP_{CPT} . By last, with β_{28} and β_{12} already set up, we get the maximum values of β_{56} and β_{47} , where we have taking $\beta_{56} = -\beta_{47}$ in order to obtain a constructive effect between them. The restrictions imposed by the Schwarz inequalities and positivity conditions, fully described in the Appendix B, have been considered for getting the aforementioned values of β 's.

6. CPT violation in matter

As we have already mentioned, when the neutrinos are travelling through matter, we have a non-zero CPTV value for pure standard oscillation, even for zero CP phase. From now on, when we refer to the term standard oscillation (SO), it means that the matter effects are included. If we add the decoherence to SO, the non-zero value of CPTV is still preserved, but, it has a different magnitude with respect to its corresponding in the pure SO, because, as expected, it is distorted by the presence of the quantum decoherence parameters. In particular, it is interesting to note that this happens even when a single parameter diagonal decoherence matrix (DDM) (proportional to the identity) is considered. In contrast with the DDM case in vacuum, where a non-zero CPTV is not brought to light. The matter neutrino oscillation probabilities for a single parameter DDM can be derived only replacing the vacuum mixing angles and mass squared for their corresponding ones in matter, in, for instance, the three generation formula displayed in [30]. Of course, it also includes the replacement of a singular decoherence parameter. The application of the latter procedure is fully justified and it has been very well explained in [35]. Therefore, we have that the structure of the formula is given by:

$$P_{\nu_\alpha \nu_\rho}^{\text{SO} \oplus \text{DDM}} = \frac{1}{3}(1 - e^{-\Gamma t}) + e^{-\Gamma t} P_{\nu_\alpha \nu_\rho}^{\text{SO}}, \quad (13)$$

where α, ρ , are neutrino flavours, and SO ($\text{SO} \oplus \text{DDM}$) stands for standard oscillation (standard oscillation plus diagonal decoherence). It is clear that: $\Delta P_{\text{CPT}}^{\text{SO} \oplus \text{DDM}} = e^{-\Gamma t} \Delta P_{\text{CPT}}^{\text{SO}}$, which goes to zero for high values of Γ . Nonetheless, when we deal with a real situation, the

latter does not occurs, since, we have to convolute the neutrino (antineutrino) oscillation probabilities with the neutrino (antineutrino) fluxes, cross sections, efficiencies and resolution, being that, for this context, the $1/3$ from the first term at the RHS in Eq.(13) is the only that survives for high values of Γ , leading us to find a non-zero constant value. We will see this type of behaviour further ahead in our section of results.

In this paper we are not going derive analytical formula for the neutrino matter oscillation probability, for the non-diagonal decoherence matrices (NDM) cases that we have presented before. This is because it is a rather complicated task and, besides, as we have already argued, the vacuum oscillation probabilities formulas are going to be enough for having a qualitative understanding of our results.

III. EXPERIMENT, SIMULATION AND RESULTS

The DUNE experiment will be able to unravel several non-standard neutrino physics scenarios through oscillation measurements [45–47]. It will consist in a muon neutrino(antineutrino) beam traversing the Earth from Fermilab to Sanford Underground Research Facility (SURF) which comprises a distance of 1300 km and average matter density of $\rho_{\text{DUNE}} = 2.96$ g/cm³. At SURF the neutrino beam will hit a massive liquid argon time-projection chamber (LArTPC) of 40 Ktons [40].

For this work, it is assumed the configuration of 80 GeV energy with 1.07 MW power in the primary proton beam from the Main Injector running over 5 years for exposure for each mode (FHC and RHC). In our simulation of DUNE, the GLOBES package [48, 49] is used and feeding with the information of the cross section, neutrino fluxes, resolution function and efficiency extracted from [41]. While, the matter neutrino oscillation probabilities plus decoherence was calculated with nuSQUIDS [50].

For testing the CPTV effects the following experimental observable is defined:

$$\mathcal{R} = \frac{\Delta N^{\text{SO} \oplus \text{DEC}}}{\Delta N^{\text{SO}}}, \quad (14)$$

where $\Delta N^{\text{SO} \oplus \text{DEC}} = N_{\nu_\mu} - N_{\bar{\nu}_\mu}$ is the difference between the total events rates for neutrino and antineutrino, respectively, and DEC stands for any case of decoherence.

The total event rates has been calculated using the prescription given in [40]. Our observable is normalized with the SO difference of events ΔN^{SO} , which is non-zero due to matter effects plus the intrinsic differences between the cross sections, fluxes, etc for neutrinos and antineutrinos. Given our definition, when decoherence is absent $\mathcal{R} = 1$.

For giving an idea of the impact of decoherence into SO physics, we display in Table IV, the total rates for four energy dependent decoherence scenarios.

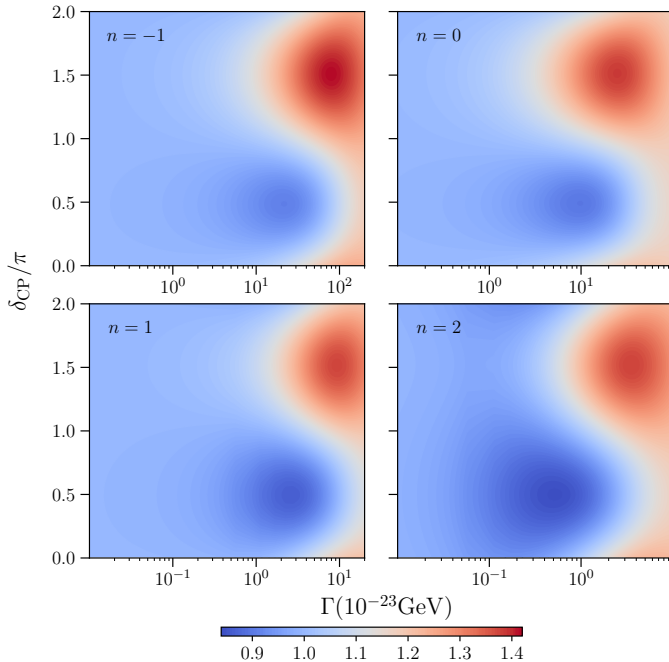


FIG. 4: We analyze the confidence levels for the maximum values for \mathcal{R} . For $\delta_{CP} \sim \pi/2$ we have 2.9σ , 3.4σ , 4.7σ and 5.5σ of confidence for $n = -1, 0, 1$ and 2 respectively. On the other hand, for $\delta_{CP} \sim 3\pi/2$ we have 10.3σ , 9.8σ , 9.6σ and 9.7σ of confidence for $n = -1, 0, 1$ and 2 respectively.

In Fig. 4 we are showing iso-contour curves for the observable \mathcal{R} in the plane Γ versus δ for four plots which corresponds to $n = -1, 0, 1$, and 2 . In these plots, the maximum amplitudes are located at similar δ_{CP} , $\delta_{CP} \simeq \pi/2$ and $3\pi/2$, to those presented in Fig. 2. In relation to the Fig. 2, there is a dislocation between the values of Γ at the maximum amplitudes for $\delta_{CP} \simeq \pi/2$ and $3\pi/2$. This is mainly because of the differences in the inputs used when we convolute the probabilities for the neutrino and antineutrino mode. In addition, the Γ for $\delta_{CP} \simeq \pi/2$ and $3\pi/2$ is shifted to its lower values whenever n increases, gaining more sensitivity to lower values of Γ . The latter kind of behaviour is expected and resembles the one we have seen for ΔP_{CPT} in Fig. 3 (but here is a one dimensional view). Moreover, we also see the existence of degeneracies in (Γ, δ) likewise we have in [35].

In Fig. 5, we present the observable \mathcal{R} , with its corresponding error bands for 1σ , 3σ and 5σ , versus Γ , for $n = -1, 0, 1$, and 2 . We take $\delta_{CP} = 3\pi/2$ given that we learn from Fig. 4 that one of the maximum amplitude of ΔP_{CPT} is obtained at this δ_{CP} . The behaviour displayed in this plot for small and medium values of Γ , at the given scale, is rather similar than that observed in Fig. 3. However, for large values of Γ the observable $\mathcal{R} \sim 1.17$, and not ~ 1.0 , which it could be expected taking into account only the signal. This discrepancy is due to the inclusion of the backgrounds in our calculations, as

described at Table IV. In order to make a comparison, we introduce in this plot the \mathcal{R} corresponding to the single parameter DDM. We see that at small and large values of Γ , \mathcal{R} tends to be ~ 1 . and ~ 1.17 , respectively, for the DDM and NDM, irregardless the dependency on n , as well. As we have anticipated in section II B 6, the diagonal case also produces non-zero ΔP_{CPT} but in a lower magnitude than the NDM case. In fact, we have that for the NDM case a 5σ discrepancy, respect to the expectation value for SO ($\mathcal{R} = 1$), is reached at the following $\Gamma = \{13.1, 4.6, 2.1, 0.8\} \times 10^{-23} \text{ GeV}$ for $n = -1, 0, 1$ and 2 , respectively. It is interesting to note that at these values of Γ the DDM is compatible with the SO prediction. Thus, here, we would be able to distinguish the NDM from the DDM.

$\Gamma = 10^{-23} \text{ GeV}$	Std	$n = -1$	$n = 0$	$n = 1$	$n = 2$
Neutrino mode					
ν_μ Signal	11025	11120	11263	11017	11524
$\bar{\nu}_\mu$ CC Background	724	721	702	556	408
NC Background	109	109	109	109	109
$\nu_\tau + \bar{\nu}_\tau$ CC Background	43	43	46	74	87
Antineutrino mode					
$\bar{\nu}_\mu$ Signal	3754	3752	3749	3557	3555
ν_μ CC Background	2149	2145	2097	1680	1261
NC Background	58	58	58	58	58
$\nu_\tau + \bar{\nu}_\tau$ CC Background	27	27	29	50	60

TABLE IV: Total rates for the signal of ν_μ and $\bar{\nu}_\mu$ disappearance channels and their corresponding background.

An analogous result is shown in Fig. 6, but taking $\delta_{CP} = \pi/2$. In this case, the following values of Γ achieve the 3σ significance: $\{21.6, 6, 0.8, 0.09\} \times 10^{-23} \text{ GeV}$ for $n = -1, 0, 1$ and 2 , respectively. All of them have $\mathcal{R} < 1$. For the cases $n = -1, 0$, we can discriminate between the NDM and DDM, since we have: $\mathcal{R} < 1$ and $\mathcal{R} > 1$, respectively. For $n = 1$, the DDM case is congruent with the SO, meanwhile, for $n = 2$, the DDM and NDM can be confused.

IV. SUMMARY AND CONCLUSIONS

We have shown that an apparent breakdown of the fundamental CPT symmetry can take place when the neutrino system is affected by the environment. This CPTV is produced by the combination of having δ_{CP} in the neutrino sector with a certain set of some non-null coherences terms in the dissipative matrix. Furthermore, we have quantified a possible measurement of this CPTV using the disappearance channels $\nu_\mu \rightarrow \nu_\mu$ and $\bar{\nu}_\mu \rightarrow \bar{\nu}_\mu$, with their corresponding backgrounds, and an observable \mathcal{R} . All in the context of the DUNE experiment. The simulated measurements of \mathcal{R} have been performed considering four hypothesis of energy depen-

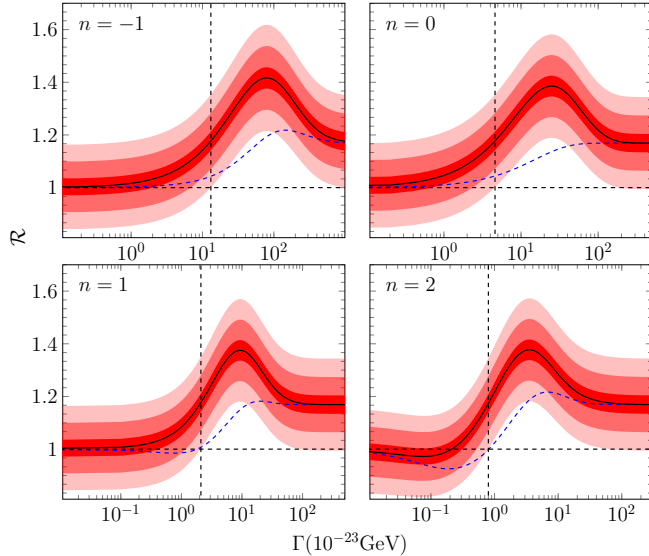


FIG. 5: The black horizontal dashed line is the expected in the SO. The blue dashed line corresponds to the case of a DDM. Meanwhile, the solid black line corresponds to the case of a NDM both cases evaluated at $\delta_{CP} = 3\pi/2$. The red fringes (small, medium and large) represent the statistical error 1σ , 3σ and 5σ (respectively). The β 's used corresponds to the ones given at section II B 5. The intersection between the black horizontal dashed line with the vertical one marks the 5σ significance of the NDM case relative to the SO case.

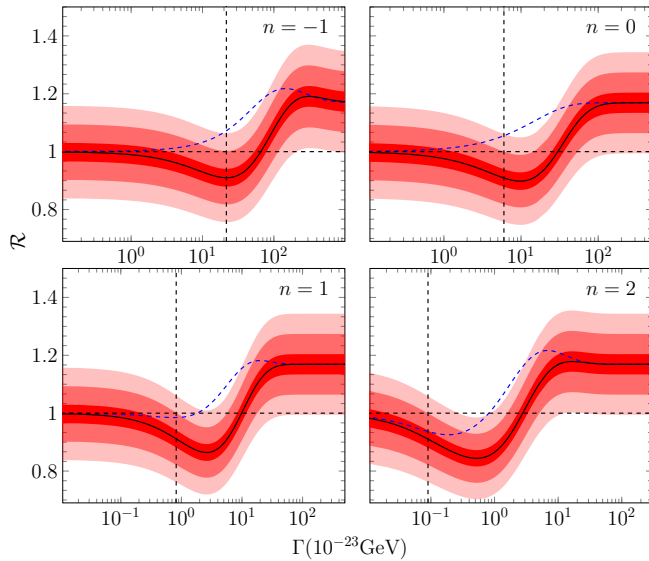


FIG. 6: Similar to Fig. 5, but for $\delta_{CP} = \pi/2$. Here, the intersection between the black horizontal dashed line with the vertical one marks the 3σ significance of the NDM case relative to the SO case.

dence on the decoherence parameters: $n = -1, 0, 1$, and 2 , where $\Gamma_{E\nu} = \Gamma(E\nu/\text{GeV})^n$. For $\delta_{CP} = 3\pi/2$, which is rather close to the current value of δ_{CP} given by the global fit [44], and a NDM, we achieve a 5σ for \mathcal{R} with respect to its expectation value at the SO case, $\mathcal{R} = 1$,

for the following Γ : $\{13.1, 4.6, 2.1, 0.8\} \times 10^{-23}\text{GeV}$, for $n = -1, 0, 1$ and 2 , respectively. At all these points, the DDM is compatible with the SO case. For $\delta_{CP} = \pi/2$, we reach discrepancies of the order of 3σ . In our best case for $n = 2$ we have $\Gamma \simeq 10^{-24}\text{GeV}$, but with the inability of discriminating from the DDM case. We have to keep on mind that the aforementioned observations of CPTV appear when the neutrino system is treated as an open system. The latter means that it is likely that if we had access to the information of the environment, i.e. to the whole system, the overall CPT symmetry is conserved. For this reason, it deserves a more profound discussion to ascertain if this CPTV is a breaking at the fundamental level or it is only an apparent one, because of our lack of information from the environment. In some way, this CPTV represents a loss of information that in order to show that this information is not destroyed we need to know how this CPTV is compensated with the environment, probing the conservation of the information.

V. ACKNOWLEDGEMENTS

AMG acknowledges funding by the *Dirección de Gestión de la Investigación* at PUCP, through grant DGI-2017-3-0019. JCC and FND acknowledge CONCYTEC for the two graduate fellowship under Grant No. 233-2015-2-CONCYTEC-FONDECYT and 000236-2015-FONDECYT-DE. We also thank S. Hernández, E. Massoni and J. Hoefken for useful discussions.

Appendix A: Some probabilities formulae

The dissipative matrix defined by Eq. (4) can be parameterized, in general, by 36 free parameters in the following form,

$$\mathbf{D} = \begin{pmatrix} -\gamma_1 & \beta_{12} & \beta_{13} & \beta_{14} & \beta_{15} & \beta_{16} & \beta_{17} & \beta_{18} \\ \beta_{12} & -\gamma_2 & \beta_{23} & \beta_{24} & \beta_{25} & \beta_{26} & \beta_{27} & \beta_{28} \\ \beta_{13} & \beta_{23} & -\gamma_3 & \beta_{34} & \beta_{35} & \beta_{36} & \beta_{37} & \beta_{38} \\ \beta_{14} & \beta_{24} & \beta_{34} & -\gamma_4 & \beta_{45} & \beta_{46} & \beta_{47} & \beta_{48} \\ \beta_{15} & \beta_{25} & \beta_{35} & \beta_{45} & -\gamma_5 & \beta_{56} & \beta_{57} & \beta_{58} \\ \beta_{16} & \beta_{26} & \beta_{36} & \beta_{46} & \beta_{56} & -\gamma_6 & \beta_{67} & \beta_{68} \\ \beta_{17} & \beta_{27} & \beta_{37} & \beta_{47} & \beta_{57} & \beta_{67} & -\gamma_7 & \beta_{78} \\ \beta_{18} & \beta_{28} & \beta_{38} & \beta_{48} & \beta_{58} & \beta_{68} & \beta_{78} & -\gamma_8 \end{pmatrix}. \quad (\text{A1})$$

However, we will focus on the survival probabilities for only two cases: β_{12} and β_{24} , below we display these probabilities.

For β_{12} :

$$\begin{aligned}
P_{\nu_\alpha \nu_\alpha} &= \frac{1}{3} + \frac{1}{2} \left(((\rho_1^\alpha)^2 + (\rho_2^\alpha)^2) \frac{(e^{\Omega_{12}t} + e^{-\Omega_{12}t})}{2} \right. \\
&+ ((\rho_4^\alpha)^2 + (\rho_5^\alpha)^2) \cos \Delta_{13}t + ((\rho_6^\alpha)^2 + (\rho_7^\alpha)^2) \cos \Delta_{23}t \\
&+ (\rho_3^\alpha)^2 + (\rho_8^\alpha)^2 + \beta_{12} \frac{(e^{\Omega_{12}t} - e^{-\Omega_{12}t})}{\Omega_{12}} \rho_1^\alpha \rho_2^\alpha \left. \right) e^{-\Gamma t}.
\end{aligned} \tag{A2}$$

For β_{24} :

$$\begin{aligned}
P_{\nu_\alpha \nu_\alpha} &= \frac{1}{3} + \frac{e^{-\Gamma t}}{2} \left(\frac{(e^{\Omega_+t} + e^{-\Omega_+t})}{2\sqrt{\Omega^4 - 4\Delta_{12}^2\Delta_{13}^2}} \times g_{+,1}^{-,1} \right. \\
&+ \frac{(e^{\Omega_+t} + e^{-\Omega_+t})}{2\sqrt{\Omega^4 - 4\Delta_{12}^2\Delta_{13}^2}} g_{+,2}^{+,1} + \frac{(e^{\Omega_+t} + e^{-\Omega_+t})}{2\sqrt{\Omega^4 - 4\Delta_{12}^2\Delta_{13}^2}} g_{+,5}^{+,4} \\
&+ \frac{(e^{\Omega_+t} + e^{-\Omega_+t})}{2\sqrt{\Omega^4 - 4\Delta_{12}^2\Delta_{13}^2}} g_{+,5}^{-,4} + ((\rho_6^\alpha)^2 + (\rho_7^\alpha)^2) \cos \Delta_{23}t \\
&+ (\rho_3^\alpha)^2 + (\rho_8^\alpha)^2 + \beta_{24} \frac{1}{\sqrt{\Omega^4 - 4\Delta_{12}^2\Delta_{13}^2}} \\
&\times \left[(\Omega_+ (e^{\Omega_+t} - e^{-\Omega_+t}) - \Omega_- (e^{\Omega_-t} - e^{-\Omega_-t})) \rho_2^\alpha \rho_4^\alpha \right. \\
&+ \left. \Delta_{12}\Delta_{13} \left(\frac{e^{\Omega_+t} - e^{-\Omega_+t}}{\Omega_+} - \frac{e^{\Omega_-t} - e^{-\Omega_-t}}{\Omega_-} \right) \rho_1^\alpha \rho_5^\alpha \right],
\end{aligned} \tag{A3}$$

where:

$$\begin{aligned}
g_{(\pm)\text{down},j}^{(\pm)\text{up},i} &= ((\pm)_{\text{up}}(\Delta_{12}^2 + \Omega'_{(\pm)\text{up}}))(\rho_i^\alpha)^2 \\
&+ ((\pm)_{\text{down}}(\Delta_{13}^2 + \Omega'_{(\pm)\text{down}}))(\rho_j^\alpha)^2,
\end{aligned}$$

with $\Omega'_\pm = \frac{1}{2}(\Omega^2 \pm \sqrt{\Omega^4 - 4\Delta_{12}^2\Delta_{13}^2})$.

Appendix B: Constraints for the decoherence matrix elements

For the two-flavor and three-flavor case, the conditions for the decoherence entries can be found in [27] and [51], respectively. Here we display the latter:

$$\begin{aligned}
0 \leq |\vec{a}_1| &= -\gamma_1 + \gamma_2 + \gamma_3 - \frac{1}{3}\gamma_8, \\
0 \leq |\vec{a}_2| &= \gamma_1 - \gamma_2 + \gamma_3 - \frac{1}{3}\gamma_8, \\
0 \leq |\vec{a}_3| &= \gamma_1 + \gamma_2 - \gamma_3 - \frac{1}{3}\gamma_8, \\
0 \leq |\vec{a}_4| &= -\gamma_4 + \gamma_5 + \frac{2}{3}\gamma_8 - \frac{2}{\sqrt{3}}\beta_{38}, \\
0 \leq |\vec{a}_5| &= \gamma_4 - \gamma_5 + \frac{2}{3}\gamma_8 - \frac{2}{\sqrt{3}}\beta_{38}, \\
0 \leq |\vec{a}_6| &= -\gamma_6 + \gamma_7 + \frac{2}{3}\gamma_8 + \frac{2}{\sqrt{3}}\beta_{38}, \\
0 \leq |\vec{a}_7| &= \gamma_6 - \gamma_7 + \frac{2}{3}\gamma_8 + \frac{2}{\sqrt{3}}\beta_{38},
\end{aligned}$$

$$\begin{aligned}
0 \leq |\vec{a}_8| &= -\frac{1}{3}\gamma_1 - \frac{1}{3}\gamma_2 - \frac{1}{3}\gamma_3 \\
&+ \frac{2}{3}\gamma_4 + \frac{2}{3}\gamma_5 + \frac{2}{3}\gamma_6 + \frac{2}{3}\gamma_7 - \gamma_8.
\end{aligned} \tag{B1}$$

Being their Schwartz inequalities:

$$\begin{aligned}
4\beta_{12}^2 &\leq \left(\gamma_3 - \frac{\gamma_8}{3} \right)^2 - (\gamma_1 - \gamma_2)^2, \\
4\beta_{13}^2 &\leq \left(\gamma_2 - \frac{\gamma_8}{3} \right)^2 - (\gamma_1 - \gamma_3)^2, \\
4\beta_{23}^2 &\leq \left(\gamma_1 - \frac{\gamma_8}{3} \right)^2 - (\gamma_2 - \gamma_3)^2, \\
4\beta_{45}^2 &\leq \left(\frac{2\gamma_8}{3} - \frac{2\beta_{38}}{\sqrt{3}} \right)^2 - (\gamma_4 - \gamma_5)^2, \\
4\beta_{67}^2 &\leq \left(\frac{2\gamma_8}{3} + \frac{2\beta_{38}}{\sqrt{3}} \right)^2 - (\gamma_6 - \gamma_7)^2, \\
\left(\frac{2}{3}\beta_{38} + \frac{1}{\sqrt{3}}\gamma_4 + \frac{1}{\sqrt{3}}\gamma_5 - \frac{1}{\sqrt{3}}\gamma_6 - \frac{1}{\sqrt{3}}\gamma_7 \right)^2 &\leq |\vec{a}_3||\vec{a}_8|, \\
\left(\frac{1}{\sqrt{3}}\beta_{16} - \frac{1}{\sqrt{3}}\beta_{27} + \frac{1}{\sqrt{3}}\beta_{34} + \frac{5}{3}\beta_{48} \right)^2 &\leq |\vec{a}_4||\vec{a}_8|, \\
\left(\frac{1}{\sqrt{3}}\beta_{17} + \frac{1}{\sqrt{3}}\beta_{26} + \frac{1}{\sqrt{3}}\beta_{35} + \frac{5}{3}\beta_{58} \right)^2 &\leq |\vec{a}_5||\vec{a}_8|, \\
\left(\frac{1}{\sqrt{3}}\beta_{14} + \frac{1}{\sqrt{3}}\beta_{25} - \frac{1}{\sqrt{3}}\beta_{36} + \frac{5}{3}\beta_{68} \right)^2 &\leq |\vec{a}_6||\vec{a}_8|, \\
\left(\frac{1}{\sqrt{3}}\beta_{15} - \frac{1}{\sqrt{3}}\beta_{24} - \frac{1}{\sqrt{3}}\beta_{37} + \frac{5}{3}\beta_{78} \right)^2 &\leq |\vec{a}_7||\vec{a}_8|, \\
\left(\beta_{14} - \beta_{25} + \beta_{36} + \frac{1}{\sqrt{3}}\beta_{68} \right)^2 &\leq |\vec{a}_1||\vec{a}_4|, \\
\left(\beta_{15} + \beta_{24} + \beta_{37} + \frac{1}{\sqrt{3}}\beta_{78} \right)^2 &\leq |\vec{a}_1||\vec{a}_5|, \\
\left(\beta_{16} + \beta_{27} - \beta_{34} + \frac{1}{\sqrt{3}}\beta_{48} \right)^2 &\leq |\vec{a}_1||\vec{a}_6|, \\
\left(\beta_{17} - \beta_{26} - \beta_{35} + \frac{1}{\sqrt{3}}\beta_{58} \right)^2 &\leq |\vec{a}_1||\vec{a}_7|, \\
\left(\frac{2}{3}\beta_{18} - \frac{2}{\sqrt{3}}\beta_{46} - \frac{2}{\sqrt{3}}\beta_{57} \right)^2 &\leq |\vec{a}_1||\vec{a}_8|, \\
\left(\beta_{15} + \beta_{24} - \beta_{37} - \frac{1}{\sqrt{3}}\beta_{78} \right)^2 &\leq |\vec{a}_2||\vec{a}_4|, \\
\left(\beta_{14} - \beta_{25} - \beta_{36} - \frac{1}{\sqrt{3}}\beta_{68} \right)^2 &\leq |\vec{a}_2||\vec{a}_5|, \\
\left(\beta_{17} - \beta_{26} + \beta_{35} - \frac{1}{\sqrt{3}}\beta_{58} \right)^2 &\leq |\vec{a}_2||\vec{a}_6|, \\
\left(\beta_{16} + \beta_{27} + \beta_{34} - \frac{1}{\sqrt{3}}\beta_{48} \right)^2 &\leq |\vec{a}_2||\vec{a}_7|, \\
\left(\frac{2}{3}\beta_{28} + \frac{2}{\sqrt{3}}\beta_{47} - \frac{2}{\sqrt{3}}\beta_{56} \right)^2 &\leq |\vec{a}_2||\vec{a}_8|, \\
\left(\beta_{16} - \beta_{27} - \beta_{34} - \frac{1}{\sqrt{3}}\beta_{48} \right)^2 &\leq |\vec{a}_3||\vec{a}_4|, \\
\left(\beta_{17} + \beta_{26} - \beta_{35} - \frac{1}{\sqrt{3}}\beta_{58} \right)^2 &\leq |\vec{a}_3||\vec{a}_5|, \\
\left(\beta_{14} + \beta_{25} + \beta_{36} - \frac{1}{\sqrt{3}}\beta_{68} \right)^2 &\leq |\vec{a}_3||\vec{a}_6|, \\
\left(\beta_{15} - \beta_{24} + \beta_{37} - \frac{1}{\sqrt{3}}\beta_{78} \right)^2 &\leq |\vec{a}_3||\vec{a}_7|,
\end{aligned}$$

$$\begin{aligned}
\left(\beta_{46} - \beta_{57} - \frac{2}{\sqrt{3}}\beta_{18}\right)^2 &\leq |\vec{a}_4||\vec{a}_6|, \\
\left(\beta_{47} + \beta_{56} + \frac{2}{\sqrt{3}}\beta_{28}\right)^2 &\leq |\vec{a}_4||\vec{a}_7|, \\
\left(\beta_{47} + \beta_{56} - \frac{2}{\sqrt{3}}\beta_{28}\right)^2 &\leq |\vec{a}_5||\vec{a}_6|, \\
\left(\beta_{46} - \beta_{57} + \frac{2}{\sqrt{3}}\beta_{18}\right)^2 &\leq |\vec{a}_5||\vec{a}_7|. \quad (\text{B2})
\end{aligned}$$

Moreover, in order to analyze the positivity for the matrix \mathbf{A} , we use for simplicity our optimal case composed by β_{12} , β_{28} , β_{56} and β_{47} ,

$$\mathbf{D} = \begin{pmatrix} -\Gamma & \beta_{12} & 0 & 0 & 0 & 0 & 0 & 0 \\ \beta_{12} & -\Gamma & 0 & 0 & 0 & 0 & 0 & \beta_{28} \\ 0 & 0 & -\Gamma & 0 & 0 & 0 & 0 & 0 \\ 0 & 0 & 0 & -\Gamma & 0 & 0 & \beta_{47} & 0 \\ 0 & 0 & 0 & 0 & -\Gamma & \beta_{56} & 0 & 0 \\ 0 & 0 & 0 & 0 & \beta_{56} & -\Gamma & 0 & 0 \\ 0 & 0 & 0 & \beta_{47} & 0 & 0 & -\Gamma & 0 \\ 0 & \beta_{28} & 0 & 0 & 0 & 0 & 0 & -\Gamma \end{pmatrix}, \quad (\text{B3})$$

then, the matrix $\mathbf{A} \equiv [a_{kj}]$ is

$$\mathbf{A} = \begin{pmatrix} -\Gamma' & \beta'_{12} & 0 & 0 & 0 & 0 & 0 & 0 \\ \beta'_{12} & -\Gamma' & 0 & 0 & 0 & 0 & 0 & \beta'_{28} \\ 0 & 0 & -\Gamma' & 0 & 0 & 0 & 0 & 0 \\ 0 & 0 & 0 & -\Gamma' & 0 & 0 & \beta'_{47} & 0 \\ 0 & 0 & 0 & 0 & -\Gamma' & \beta'_{56} & 0 & 0 \\ 0 & 0 & 0 & 0 & \beta'_{56} & -\Gamma' & 0 & 0 \\ 0 & 0 & 0 & \beta'_{47} & 0 & 0 & -\Gamma' & 0 \\ 0 & \beta'_{28} & 0 & 0 & 0 & 0 & 0 & -\Gamma' \end{pmatrix}, \quad (\text{B4})$$

with

$$\begin{aligned}
\Gamma' &= -\frac{2}{3}\Gamma, \quad \beta'_{12} = 2\beta_{12}, \\
\beta'_{28} &= \frac{2}{3} \left(\beta_{28} + \sqrt{3}(\beta_{47} - \beta_{56}) \right), \\
\beta'_{56} &= \beta_{47} + \beta_{56} - \frac{2}{\sqrt{3}}\beta_{28}, \\
\beta'_{47} &= \beta_{47} + \beta_{56} + \frac{2}{\sqrt{3}}\beta_{28}. \quad (\text{B5})
\end{aligned}$$

We get its corresponding eigenvalues:

$$\begin{aligned}
\lambda_{1,2} &= \frac{2}{3}\Gamma \geq 0, \\
\lambda_{3,4} &= \frac{1}{3} \left(2\Gamma - 3(\beta_{47} + \beta_{56}) \mp 2\sqrt{3}\beta_{28} \right) \geq 0, \\
\lambda_{5,6} &= \frac{1}{3} \left(2\Gamma + 3(\beta_{47} + \beta_{56}) \mp 2\sqrt{3}\beta_{28} \right) \geq 0, \\
\lambda_{7,8} &= \frac{2}{3} \left(\Gamma \mp (9\beta_{12}^2 + \beta_{28}^2 + 3(\beta_{47}^2 + \beta_{56}^2) \right. \\
&\quad \left. + 2\sqrt{3}\beta_{28}(\beta_{47} - \beta_{56}) - 6\beta_{47}\beta_{56})^{1/2} \right) \geq 0. \quad (\text{B6})
\end{aligned}$$

Thus, using the Eqs. (B6) and (B2), we can obtain the following individual maximum values for the said β 's: $|\beta_{28}| = 1/\sqrt{3}$, $|\beta_{12}| = 1/3$, $|\beta_{56}| = 1/\sqrt{3}$ and $|\beta_{47}| = 1/\sqrt{3}$.

While, when we set on all the aforementioned β 's together, and following the procedure described in section II B 5, we get afterwards: $\beta_{28} = \Gamma/\sqrt{3}$, $\beta_{12} = (\sqrt{2/3})\Gamma/3$ and $\beta_{56} = -\beta_{47} = \Gamma/3$.

-
- [1] S. Fukuda et al. (Super-Kamiokande Collaboration), Phys. Rev. Lett. **86**, 5651 (2001).
[2] Q.R. Ahmad et al. (SNO Collaboration), Phys. Rev. Lett. **89**, 011302 (2002).
[3] Y. Fukuda et al. (Super-Kamiokande Collaboration), Phys. Rev. Lett. **81**, 1562 (1998).
[4] T. Kajita et al. (Super-Kamiokande Collaboration), Nucl. Phys. B **908**, 14 (2016).
[5] T. Araki et al. (KamLAND Collaboration), Phys. Rev. Lett. **94**, 081801 (2005).
[6] F.P. An et al. (Daya Bay Collaboration), Phys. Rev. Lett. **108**, 171803 (2012).
[7] P. Adamson et al. (MINOS Collaboration), Phys. Rev. D **77**, 072002 (2008).
[8] J.K. Ahn et al. (RENO Collaboration), Phys. Rev. Lett. **108**, 191802 (2012).
[9] Y. Abe et al. (Double CHOOZ Collaboration), Phys. Rev. Lett. **108**, 131801 (2012).
[10] A.B. McDonald et al. (SNO Collaboration), Phys. Scripta T **121**, 29 (2005).
[11] M. Gasperini, Phys. Rev. D **38**, 2635 (1988).
[12] A. Halprin and C. N. Leung, Phys. Rev. Lett. **67**, 1833 (1991).
[13] A. M. Gago, H. Nunokawa and R. Zukanovich Funchal, Phys. Rev. Lett. **84**, 4035 (2000).
[14] D. Colladay and V. A. Kostelecky, Phys. Rev. D **55**, 6760 (1997).
[15] S. R. Coleman and S. L. Glashow, Phys. Rev. D **59**, 116008 (1999).
[16] S. R. Coleman and S. L. Glashow, Phys. Lett. B **405**, 249 (1997).
[17] D. Colladay and V. A. Kostelecky, Phys. Rev. D **58**, 116002(1998).
[18] P. Adamson *et al.* [MINOS Collaboration], Phys. Rev. Lett. **101**, 151601 (2008).
[19] P. Adamson *et al.* [MINOS Collaboration], Phys. Rev. Lett. **105**, 151601 (2010).
[20] A. A. Aguilar-Arevalo *et al.* [MiniBooNE Collaboration], Phys. Lett. B **718**, 1303 (2013).
[21] Y. F. Li and Z. h. Zhao, Phys. Rev. D **90**, no. 11, 113014

- (2014).
- [22] M. Jacobson and T. Ohlsson, Phys. Rev. D **69**, 013003 (2004)
- [23] J. Ellis, N. E. Mavromatos and D. V. Nanopoulos, Phys. Lett. **B293**, 37 (1992); Int. J. Mod. Phys. **A11**, 1489 (1996).
- [24] F. Benatti and R. Floreanini, Ann. of Phys. **273**, 58 (1999)
- [25] S. Hawking, Comm. Math. Phys. **87**, 395 (1983); Phys. Rev. D **37**, 904 (1988); Phys. Rev. D **53**, 3099 (1996); S. Hawking and C. Hunter, Phys. Rev. D **59**, 044025 (1999).
- [26] F. Benatti and R. Floreanini, JHEP0002, 32 (2000).
- [27] F. Benatti and R. Floreanini, Phys. Rev. D **64**, 085015 (2001).
- [28] E. Lisi, A. Marrone and D. Montanino, Phys. Rev. Lett. **85**, 1166 (2000).
- [29] A.M. Gago, E.M. Santos, W.J.C. Teves and R. Zukanovich Funchal, Phys. Rev. D **63**, 073001 (2001).
- [30] A.M. Gago, E.M. Santos, W.J.C. Teves and R. Zukanovich Funchal, arXiv:0208166.
- [31] G. Barenboim and N. E. Mavromatos, JHEP **0501**, 034 (2005).
- [32] G. L. Fogli, E. Lisi, A. Marrone, D. Montanino and A. Palazzo, Phys. Rev. D **76**, 033006 (2007).
- [33] Y. Farzan, T. Schwetz and A.Y. Smirnov, JHEP0807, 067 (2008).
- [34] R.L.N. Oliveira and M.M. Guzzo, Eur. Phys. J. C **73**, 2434 (2013).
- [35] J. A. Carpio, E. Massoni and A. M. Gago, Phys. Rev. D **97**, no. 11, 115017 (2018).
- [36] R. M. Wald, Phys. Rev. D **21**, 2742 (1980).
- [37] N. E. Mavromatos, J. Phys. Conf. Ser. **171**, 012007 (2009).
- [38] Y. Liu, L. z. Hu and M. L. Ge, Phys. Rev. D **56**, 6648 (1997).
- [39] J. R. Ellis, J. L. Lopez, N. E. Mavromatos and D. V. Nanopoulos, Phys. Rev. D **53**, 3846 (1996); J. R. Ellis, N. E. Mavromatos and D. V. Nanopoulos, Phys. Rev. D **63**, 024024 (2001).
- [40] R. Acciarri *et al.* [DUNE Collaboration], arXiv:1512.06148 (2015).
- [41] T. Alion *et al.* [DUNE Collaboration], arXiv:1606.09550 (2016).
- [42] B. Pontecorvo, Sov. Phys. JETP **6**, 429 (1957) [Zh. Eksp. Teor. Fiz. **33**, 549 (1957)].
- [43] Z. Maki, M. Nakagawa and S. Sakata, Prog. Theor. Phys. **28**, 870 (1962).
- [44] <http://www.nu-fit.org>
- [45] M. V. Ascencio-Sosa, A. M. Calatayud-Cadenillas, A. M. Gago and J. Jones-Prez, Eur. Phys. J. C **78**, no. 10, 809 arXiv:1805.03279 (2018).
- [46] M. Masud, M. Bishai and P. Mehta, arXiv:1704.08650 (2017).
- [47] J. M. Berryman, A. de Gouvea, K. J. Kelly and A. Kobach, Phys. Rev. D **92**, no. 7, 073012 (2015)
- [48] P. Huber, M. Lindner and W. Winter, Comput. Phys. Commun. **167**, 195 (2005).
- [49] P. Huber, J. Kopp, M. Lindner, M. Rolinec and W. Winter, Comput. Phys. Commun. **177**, 432 (2007).
- [50] C. A. Argüelles Delgado, J. Salvado and C. N. Weaver, Comput. Phys. Commun. **196**, 569 (2015), arXiv:1412.3832.
- [51] S. Hernández, Magister tesis, Pontificia Universidad Católica del Perú, 2016.