

Maximizing Diversity of Opinion in Social Networks

Erika Mackin and Stacy Patterson

Abstract—We study the problem of maximizing opinion diversity in a social network that includes opinion leaders with binary opposing opinions. The members of the network who are not leaders form their opinions using the French-DeGroot model of opinion dynamics. To quantify the diversity of such a system, we adapt two diversity measures from ecology to our setting, the Simpson Diversity Index and the Shannon Index. Using these two measures, we formalize the problem of how to place a single leader with opinion 1, given a network with a leader with opinion 0, so as to maximize the opinion diversity. We give analytical solutions to these problems for paths, cycles, and trees, and we highlight our results through a numerical example.

I. INTRODUCTION

As social networks and social media become an increasingly important part of our lives, the study of how opinions form and spread in these networks has become a rich area of study. Problems of interest include how quickly members of a social network converge to agreement [1], how to identify the most influential users [2], the effect of friendly vs. antagonistic interactions between users [3], which users to advertise to in order to increase the popularity of a product [4], and so on.

One potential downside of online social media spaces is that they encourage rapid consensus and polarization of opinions [5], [6]. Although agreement in a population has its benefits, diversity of opinion is also important. A community with diverse opinions is better able to innovate due to a wider variety of potential perspectives [7]. Further, it has been argued that there are four traits necessary for a crowd to be wise, one of which is diversity of opinion [8].

We study a social network where members, or *nodes*, exchange opinions using the French-Degroot model, wherein nodes update their opinion based on both their current opinion and the opinions of their peers [9]. We assume the system contains some nodes who contribute their opinions to their neighbors but never change their own opinions. In real-world social networks, such a person could be a paid promoter of some product or political stance (i.e., social media “influencers”), or simply very opinionated. These nodes are the opinion leaders in the network, which we refer to simply as *leaders*. We consider a setting in which leaders each have an opinion of 0 or 1. For example, in an election, perhaps an opinion of 0 corresponds to an unwavering decision to vote for Party A’s candidate, while

1 indicates the same commitment to voting for Party B’s candidate, and opinions that lie in the interval $(0, 1)$ represent varying levels of indecision, with an opinion of 0.5 indicating a truly undecided voter. In this setting, the follower nodes’ opinions converge to values in the interval $[0, 1]$. Our aim is to quantify the diversity of these opinions; intuitively, a diverse network has opinions that cover the full spectrum of the opinion interval $[0, 1]$.

To formalize this notion of diversity, we propose two diversity measures: the *Simpson Opinion Diversity Index* and the *Shannon Opinion Diversity Index*. The first is based on the Simpson Diversity Index, a concept originally from ecology that measures the diversity of a community composed of many different species [10]. The Simpson Diversity Index was designed to be maximized when all species in the area are represented equally. Our second measure is derived from the Shannon Index, which was originally developed in a communications context to express the probability of receiving a given text string over a communication channel. In this context, it is now generally referred to as information entropy. The Shannon Index is also used in ecology, where the probabilities represent the likelihood of a randomly selected individual belonging to a given species [11]. The Shannon Index is maximized when all outcomes are equally probable.

Our proposed performance measures are parameterized by a number of opinion bins. This can range from two bins, where a maximally diverse network is one in which half the population has an opinion in the interval $[0, 0.5)$ and the remaining population has an opinion in the interval $[0.5, 1]$, to n_f bins, in a network with n_f follower nodes, in which case a maximally diverse network is one in which the opinions are uniformly distributed over $[0, 1]$.

We pose the problem of optimizing the diversity of the network by selecting which nodes should act as leaders. Specifically, we consider a network with a single leader node with opinion 0. As is, such a network will converge to a state where all opinions are 0. We seek to identify a node that, if it becomes a 1-valued leader, will maximize the diversity of the resulting opinions in the network. For instance, if we want to prevent political discussion in an online forum from being dominated by a supporter of Party A, we can invite a strong supporter of Party B into the community as well to encourage a wider variety of opinions. We present analytical solutions to this problem for both two bins and n_f bins in path, cycle, and tree graphs for both performance measures. Further, we present numerical results highlighting the difference between these performance measures.

Erika Mackin and Stacy Patterson are with the Department of Computer Science, Rensselaer Polytechnic Institute, Troy, New York 12180, USA. Email: mackie2@rpi.edu, sep@cs.rpi.edu

This work was funded in part by NSF awards CNS-1527287 and CNS-1553340.

Related Work: Previous work on controlling the opinions of the network has generally focused on maximizing either the sum or the average of the node states, rather than promoting diverse opinions. Targeted placement of leaders to maximize the followers' opinions has been studied in systems with stubborn agents [12], agents with both fixed internal and modifiable external opinions [13], agents whose stubbornness increases over time [14], and opposing leaders with similar dynamics to our setting [15]. In [16], they consider a network that consists of binary opposing leaders and followers who update their state via binary voting and study the problem of maximizing the sum of the node states. And in [17], the problem of how to place a single leader in a directed graph so as to maximize its influence, given the presence of up to two opposing leaders, is considered. To the best of our knowledge, no other works have studied the problem of using opposing leaders to encourage diversity of node states.

The remainder of this paper is organized as follows. In Section II, we give the system model, performance measures, and problem formulations. We follow this with an analysis of the optimal 1-leader placement in several network topologies in Section III. In Section IV, we highlight the difference between the diversity measures via a numerical example. Finally, we conclude in Section V.

II. SYSTEM MODEL

We consider a set of n individuals, or nodes, making up a connected, undirected, unweighted graph $G = (V, E)$, with V the set of nodes and E the set of edges. An edge $(u, v) \in E$ denotes a social link (friendship, colleagues, etc.) between nodes u and v . The nodes are divided into a set of leaders and a set of followers. The set of leaders is further divided into a set of leaders with opinion 1, denoted by S_1 , and a set of leaders with opinion 0, denoted by S_0 . We call these sets the *1-leader set* and the *0-leader set*, respectively. The set of followers is $F = V \setminus (S_0 \cup S_1)$. We let $n_f = |F|$ and $n_l = |S_1 \cup S_0|$, so that $n = n_f + n_l$.

Each node $v \in V$ has a scalar valued state x_v that represents its opinion. Each follower node $v \in F$ executes a continuous version of the French-DeGroot opinion dynamics,

$$\begin{aligned} x_v(0) &= x_v^0 \\ \dot{x}_v(t) &= - \sum_{u \in \mathcal{N}_v} (x_v(t) - x_u(t)) \end{aligned}$$

where x_v^0 is the initial opinion of node v and \mathcal{N}_i denotes the neighbor set of node v . Leader states are initialized to 0 (for $v \in S_0$) or 1 (for $v \in S_1$), and the leader states remained fixed through the execution of the algorithm, i.e., for $v \in (S_1 \cup S_0)$,

$$\dot{x}_v(t) = 0.$$

Let L be the Laplacian matrix of the graph, $L = D - A$, where D is the diagonal matrix of the node degrees and A is the adjacency matrix. Without loss of generality, we partition

the nodes into leaders and followers so that their states \mathbf{x} can be written as

$$\mathbf{x} = [\mathbf{x}_l^T \ \mathbf{x}_f^T]^T$$

where \mathbf{x}_l is the vector of leader states of length n_l and \mathbf{x}_f is the vector of follower states of length n_f . Then L can be written as a block matrix:

$$L = \begin{bmatrix} L_{ll} & L_{lf} \\ L_{fl} & L_{ff} \end{bmatrix},$$

where L_{ff} is an $n_f \times n_f$ matrix of the interactions between followers and L_{fl} is an $n_f \times n_l$ matrix representing the influence the leader nodes have on the followers. The dynamics can be expressed more compactly as

$$\begin{aligned} \dot{\mathbf{x}}_l(t) &= 0 \\ \dot{\mathbf{x}}_f(t) &= -L_{ff}\mathbf{x}_f - L_{fl}\mathbf{x}_l. \end{aligned}$$

It has been shown that, under these dynamics, the followers' states converge to a convex combination of the leader states, which is given by the following expression [18]

$$\hat{\mathbf{x}}_f = -L_{ff}^{-1}L_{fl}\mathbf{x}_l. \quad (1)$$

We call $\hat{\mathbf{x}}_f$ the *opinion vector* of the network G . We note that since all leader opinions are either 0 or 1, for each follower v , $\hat{x}_{f_v} \in [0, 1]$.

A. Diversity Performance Measures

We quantify the diversity of the opinion vector $\hat{\mathbf{x}}_f$ using two different diversity measures. Our first measure is based on the Simpson Diversity Index. This index was originally introduced as a measure of biological diversity, where a region with an even distribution of species is considered to be more diverse than an area where the population is dominated by only a few types of organisms.

Definition 1: Consider a region with R species, where each species i has n_i members present in the area. The *Simpson Diversity Index* is [10]:

$$SDI = 1 - \frac{\sum_{i=1}^R n_i(n_i - 1)}{n(n - 1)}.$$

Under this definition, $SDI = 1$ represents infinite diversity, and $SDI = 0$ indicates complete domination by a single species or category.

We adapt this measure to the opinion vector by first discretizing the interval $[0, 1]$ into R bins:

$$b_1 = \left[0, \frac{1}{R} \right) \quad (2)$$

$$b_i = \left[\frac{i-1}{R}, \frac{i}{R} \right), \quad i = 2 \dots (R-1) \quad (3)$$

$$b_R = \left[\frac{R-1}{R}, 1 \right]. \quad (4)$$

We then count the number of opinions in $\hat{\mathbf{x}}_f$ that fall into each bin. The opinion diversity is measured as follows.

Definition 2: Let c_i be the number of components of $\hat{\mathbf{x}}_f$ that lie in bin b_i . The *Simpson Opinion Diversity Index* of a network G with 0-leader set S_0 and 1-leader set S_1 is:

$$\mathcal{O}_{\text{Sim}}(S_0, S_1, R) = 1 - \frac{\sum_{i=1}^R c_i(c_i - 1)}{n_f(n_f - 1)}. \quad (5)$$

Our second diversity measure is based on the Shannon Index, a measure that was developed to quantify the entropy in a text string. This index has also been applied to measuring diversity in ecosystems.

Definition 3: Consider a region with R species, where each species i has n_i members present in the area. The *Shannon Index* is [11]:

$$SI = - \sum_{i=1}^R p_i \ln(p_i)$$

where p_i is the number of individuals that belong to category i divided by the number of categories.

Note that this index is maximized when the individuals are evenly distributed among all R categories, and is always non-negative since $p_i \in [0, 1]$.

To adapt this measure to the opinion vector, we follow a similar procedure as for the Simpson Opinion Diversity Index. We divide the interval into R bins as shown in (2) - (4) and use these bins in our definition.

Definition 4: Let p_i be the proportion of components of $\hat{\mathbf{x}}_f$ that lie in bin b_i , i.e., $p_i = c_i/R$, with $p_i \ln(p_i) = 0$ when $p_i = 0$. The *Shannon Opinion Diversity Index* of a network G with 0-leader set S_0 and 1-leader set S_1 is

$$\mathcal{O}_{\text{Shan}}(S_0, S_1, R) = - \sum_{i=1}^R p_i \ln(p_i).$$

When there are n_f buckets and there exist optimal leader sets S_0^* , S_1^* so that all n_f follower opinions are uniformly distributed, then $c_i = 1$ for $i = 1, \dots, n_f$. It follows that

$$\mathcal{O}_{\text{Sim}}(S_0^*, S_1^*, n_f) = 1 \quad (6)$$

and

$$\mathcal{O}_{\text{Shan}}(S_0^*, S_1^*, n_f) = - \ln\left(\frac{1}{n_f}\right), \quad (7)$$

are the maximum values for both measures. Note, as n_f increases, the maximum value of $\mathcal{O}_{\text{Shan}}$ is unbounded.

When $R = 2$ and the leader sets S_0^* , S_1^* are selected so that all n_f followers are uniformly distributed, then $|c_1 - c_2| \leq 1$. Without loss of generality, let $c_1 = \lfloor \frac{n_f}{2} \rfloor$ and $c_2 = \lceil \frac{n_f}{2} \rceil$. Then

$$\mathcal{O}_{\text{Sim}}(S_0^*, S_1^*, n_f) = 1 - \frac{\lfloor \frac{n_f}{2} \rfloor (\lfloor \frac{n_f}{2} \rfloor - 1)}{n_f(n_f - 1)} - \frac{\lceil \frac{n_f}{2} \rceil (\lceil \frac{n_f}{2} \rceil - 1)}{n_f(n_f - 1)} \quad (8)$$

and

$$\mathcal{O}_{\text{Shan}}(S_0^*, S_1^*, n_f) = - \frac{\lfloor \frac{n_f}{2} \rfloor}{n_f} \ln\left(\frac{\lfloor \frac{n_f}{2} \rfloor}{n_f}\right) - \frac{\lceil \frac{n_f}{2} \rceil}{n_f} \ln\left(\frac{\lceil \frac{n_f}{2} \rceil}{n_f}\right) \quad (9)$$

are the maximum values for both measures.

In some networks, even when S_0^* , S_1^* are chosen as the leader sets, uniform distribution of follower opinions is unachievable. In such a case, the above expressions serve as an upper bound on the resulting diversity indices.

B. Problem Formulation

Let the pre-existing 0-leader be denoted by \bar{l}_0 . We want to determine where to place the 1-leader, l_1 , such that the diversity of opinions present in $\hat{\mathbf{x}}_f$ is maximized. We pose two optimization problems, one for each diversity measure.

The *Leader selection problem for Simpson Opinion Diversity* is:

$$\underset{l_1}{\text{maximize}} \quad \mathcal{O}_{\text{Sim}}(\bar{l}_0, l_1, R) \quad (\text{LS1})$$

The *Leader selection problem for Shannon Opinion Diversity* is:

$$\underset{l_1}{\text{maximize}} \quad \mathcal{O}_{\text{Shan}}(\bar{l}_0, l_1, R) \quad (\text{LS2})$$

III. ANALYSIS

We now present analytical solutions to (LS1) and (LS2) for $K = 1$ in several classes of graphs for $R = n_f$ and $R = 2$. Since $K = 1$, we call the single 0-leader l_0 and the 1-leader l_1 .

A. Path Graphs

We first consider a path graph of n nodes, numbered $1, 2, \dots, n$. The following theorem addresses the case where $R = n_f$ for both diversity indices and proves that the optimal placement of l_1 is at the farthest node from l_0 .

Theorem 1: Consider a path of length n , with a single 0-leader node k . The optimal solution to both (LS1) and (LS2), for $R = n_f$, is to select node j as the single 1-leader node, where $j = n$ if $k < n/2$ and $j = 1$ otherwise.

To prove this theorem, first we note the useful fact that, for a path graph with $l_0 = k$ and $l_1 = j$, where $k < j$ [15],

$$\hat{\mathbf{x}}_{f_v} = \frac{v - k}{j - k} \text{ for } v = k + 1, \dots, j - 1. \quad (10)$$

We also make use of the following lemmas.

Lemma 1: Consider a path of n nodes with $l_0 = 1$ and $l_1 = n$, so that $\hat{\mathbf{x}}_{f_i} = \frac{i}{n_f + 1}$ for $i = 1, \dots, n_f$. Then for all bins, $c_i = 1$.

Proof: For all $i = 1, \dots, n_f$, bin b_i is bounded by $\frac{i-1}{n_f}$ below and $\frac{i}{n_f}$ above, and $\hat{\mathbf{x}}_{f_i} = \frac{i}{n_f + 1}$. Observe that $\frac{i-1}{n_f} - \frac{i}{n_f + 1} < 0$ and $\frac{i}{n_f} - \frac{i}{n_f + 1} > 0$. Thus $\hat{\mathbf{x}}_{f_i}$ falls in bin b_i for all $i = 1, \dots, n_f$. ■

Lemma 2: Consider a path of n nodes with 0-leader node 1 and 1-leader $n - 1$ so that $\hat{\mathbf{x}}_{f_i} = \frac{i}{n_f}$ for $i = 1, \dots, n_f - 1$ and $\hat{\mathbf{x}}_{f_{n_f}} = 1$. Then $c_1 = 0$, $c_{n_f} = 2$, and $c_i = 1$ for $i = 2, \dots, n_f - 1$.

Proof: The smallest follower state is $\hat{\mathbf{x}}_{f_1} = \frac{1}{n_f}$; therefore $\hat{\mathbf{x}}_{f_1}$ falls in bin b_2 . Note that the difference between follower states for followers 1 to $n_f - 1$ is $\frac{1}{n_f}$, therefore each follower i lies in bin $i + 1$ for $i = 2, \dots, n_f - 1$ while $\hat{\mathbf{x}}_{f_{n_f}} = 1$. Therefore, bins $i = 2, \dots, n_f - 1$ all have count $c_i = 1$, while bin b_{n_f} has count $c_{n_f} = 2$. ■

We now give the proof of Theorem 1.

Proof: Without loss of generality, assume $l_0 = k$ with $k < \frac{n}{2}$. Further, assume $l_1 = j$, with $j > k$. We can then note that there are $k-1$ nodes with opinion 0, and $n-j$ nodes with opinion 1. Thus, $c_1 \geq k-1$ and $c_{n_f} \geq n-j$. Note that all bins have width $\frac{1}{n_f}$. When the number of followers between l_0 and l_1 is $z < n_f$, the distance between the opinions of each consecutive pair of followers is $\frac{1}{z} < \frac{1}{n_f}$ by (10). Therefore, each bin b_i , $i = 2, \dots, n_f - 1$, must have $c_i \leq 1$. Consider two cases:

Case 1: Let $j - k = n_f$, so that $k = 1$ and $j = n$. Then by Lemma 1, $c_i = 1$ for all $i = 1, \dots, n_f$ and $\mathcal{O}_{\text{Sim}}(1, n, n_f) = 1$. When l_1 is node $n-1$, then by Lemma 2, $c_1 = 0$, $c_{n_f} = 2$, and $c_j = 1$ for all $j = 2, \dots, n_f - 1$. Then

$$\mathcal{O}_{\text{Sim}}(1, n-1, n_f) = 1 - \frac{2}{n_f(n_f - 1)}.$$

Clearly, $\mathcal{O}_{\text{Sim}}(1, n, n_f) - \mathcal{O}_{\text{Sim}}(1, n-1, n_f) > 0$, and the follower states are more diverse when l_1 is n than when l_1 is $n-1$.

Case 2: Let $j < n$ so that $j - k < n_f$. Then $c_1 = k-1$ and $c_{n_f} = g$ where $g \geq n-j$. When l_1 is node $j-1$, the difference between the opinions of follower nodes i and $i+1$, where $i = 2, \dots, j-2$, increases from $\frac{1}{k-j}$ to $\frac{1}{k-j-1}$ by (10). Therefore, bins $i = 2, \dots, n_f - 1$ have count $c_i \leq 1$. The count of bin b_{n_f} increases to $g+1$, since node j now has opinion 1 as well, while the count of bin b_1 is unchanged.

Then \mathcal{O}_{Sim} is computed as follows:

$$\mathcal{O}_{\text{Sim}}(1, j, n_f) = 1 - \frac{(k-1)(k-2)}{n_f(n_f - 1)} - \frac{g(g-1)}{n_f(n_f)}$$

and

$$\mathcal{O}_{\text{Sim}}(1, j-1, n_f) = 1 - \frac{(k-1)(k-2)}{n_f(n_f - 1)} - \frac{(g+1)g}{n_f(n_f)}.$$

The difference is then

$$\begin{aligned} & \mathcal{O}_{\text{Sim}}(1, j, n_f) - \mathcal{O}_{\text{Sim}}(1, j-1, n_f) \\ &= \frac{(g+1)g}{n_f(n_f)} - \frac{g(g-1)}{n_f(n_f)} \\ &= \frac{2g}{n_f(n_f - 1)} > 0; \end{aligned}$$

therefore, moving l_1 from j to $j-1$ decreases \mathcal{O}_{Sim} .

We use these same two cases and their associated bin counts for $\mathcal{O}_{\text{Shan}}$. In Case 1:

$$\mathcal{O}_{\text{Shan}}(1, n, n_f) = -n_f \frac{1}{n_f} \ln \left(\frac{1}{n_f} \right)$$

and

$$\mathcal{O}_{\text{Shan}}(1, n-1, n_f) = -(n_f - 2) \frac{1}{n_f} \ln \left(\frac{1}{n_f} \right) - \frac{2}{n_f} \ln \left(\frac{2}{n_f} \right)$$

and their difference is:

$$\mathcal{O}_{\text{Shan}}(1, n, n_f) - \mathcal{O}_{\text{Shan}}(1, n-1, n_f) = \frac{2}{n_f} \ln 2 > 0.$$

In Case 2:

$$\begin{aligned} \mathcal{O}_{\text{Shan}}(k, j, n_f) &= -\frac{k-1}{n_f} \ln \left(\frac{k-1}{n_f} \right) \\ &\quad - \frac{g}{n_f} \ln \left(\frac{g}{n_f} \right) - (n_f - g - k + 1) \frac{1}{n_f} \ln \left(\frac{1}{n_f} \right) \end{aligned}$$

and

$$\begin{aligned} \mathcal{O}_{\text{Shan}}(k, j-1, n_f) &= -\frac{k-1}{n_f} \ln \left(\frac{k-1}{n_f} \right) \\ &\quad - \frac{g+1}{n_f} \ln \left(\frac{g+1}{n_f} \right) - (n_f - g - k) \frac{1}{n_f} \ln \left(\frac{1}{n_f} \right) \end{aligned}$$

and their difference is:

$$\begin{aligned} & \mathcal{O}_{\text{Shan}}(k, j, n_f) - \mathcal{O}_{\text{Shan}}(k, j-1, n_f) \\ &= \frac{g}{n_f} \ln \left(\frac{g+1}{g} \right) + \frac{1}{n_f} \ln(g+1) > 0. \end{aligned}$$

We can see that in both cases, moving l_1 one node closer to l_0 decreases $\mathcal{O}_{\text{Shan}}$. Thus, for both problems and both cases, moving l_1 closer to l_0 always decreases the diversity, and therefore, placing l_1 at node n is optimal.

A similar argument can be used to show that it is suboptimal to select $j < k$ for l_1 for both \mathcal{O}_{Sim} and $\mathcal{O}_{\text{Shan}}$. ■

By Theorem 1, when $l_0 = k < n/2$, the optimal 1-leader is $l_1 = n$ for both diversity indices. The resulting diversity measures are:

$$\mathcal{O}_{\text{Sim}}(k, n, n_f) = 1 - \frac{(k-1)(k-2)}{n_f(n_f - 1)}$$

$$\mathcal{O}_{\text{Shan}}(k, n, n_f) = -\frac{k-1}{n_f} \ln \left(\frac{k-1}{n_f} \right) - \frac{n_f - (k-1)}{n_f} \ln \left(\frac{1}{n_f} \right).$$

Thus, even when l_1 is chosen optimally, the diversity may be far from the maximal diversity value of 1 or $-\ln \left(\frac{1}{n_f} \right)$, for (LS1) and (LS2), respectively. And, these indices are farthest from their maximal value when $l_0 = (n/2) - 1$.

We now consider the maximization of Problems (LS1) and (LS2) when $R = 2$ and prove that, unlike when $R = N_f$, diversity is maximized when l_1 is chosen so that l_0 and l_1 are the same distance from the endpoints.

Theorem 2: Consider a path of n nodes, with a single 0-leader $l_0 = k$. An optimal solution to both (LS1) and (LS2), for $R = 2$, is to select node j as the single 1-leader, where $j = n - k + 1$ when $k < \frac{n}{2}$ and $j = n - k$ otherwise.

Proof: Note that for $R = 2$, the indices are computed simply as:

$$\mathcal{O}_{\text{Sim}}(S_0, S_1, B_2) = 1 - \frac{c_1(c_1 - 1)}{n_f(n_f - 1)} - \frac{c_2(c_2 - 1)}{n_f(n_f - 1)}$$

and

$$\mathcal{O}_{\text{Shan}}(S_0, S_1, B_2) = -\frac{c_1}{n_f} \ln \left(\frac{c_1}{n_f} \right) - \frac{c_2}{n_f} \ln \left(\frac{c_2}{n_f} \right),$$

and that, by definition, both \mathcal{O}_{Sim} and $\mathcal{O}_{\text{Shan}}$ are maximized when the opinions of the n_f followers are evenly distributed between the two bins.

Without loss of generality, assume $k < \frac{n}{2}$. There are two cases:

Case 1: Let n_f be even. Observe that when $l_1 = j = n - k - 1$, there are $n_f - 2(k - 1)$ follower nodes that fall between l_0 and l_1 . Then $c_1 = k - 1 + \frac{n_f - 2(k - 1)}{2} = \frac{n_f - 2}{2} = c_2$.

Case 2: Let n_f be odd. Then it is impossible for c_1 and c_2 to be equal. Let l_1 be node $j = n - k + 1$. Then once again there are $n_f - 2(k - 1)$ follower nodes between l_0 and l_1 , and so $c_1 = k - 1 + \frac{n_f - 2(k - 1) - 1}{2} = \frac{n_f - 1}{2}$ and $c_2 = k - 1 + \frac{n_f - 2(k - 1) + 1}{2} = \frac{n_f + 1}{2}$ and thus $c_1 = c_2 - 1$.

In both cases, both diversity indices are maximized when l_1 is node $j = n - k + 1$.

A similar argument can be used to show that both diversity indices are maximized when l_1 is node $n - k$ when $k > \frac{n}{2}$. ■

Unlike the case when $R = n_f$, when $R = 2$ and n_f is even, regardless of which node is l_0 , it is always possible to find an l_1 such the resulting opinion diversity is maximal, as given in (8) and (9).

B. Cycle graphs

We now consider (LS1) and (LS2), when $R = n_f$, over a cycle of n nodes, numbered $1, 2, \dots, n$, in a clockwise manner. We assume, without loss of generality, that l_0 is node 1. In such a setting, we prove that diversity is maximized when l_1 is placed directly beside l_0 .

Theorem 3: Consider a cycle of n nodes with 0-leader node $l_0 = 1$, and let $R = n_f$. The optimal solutions to Problems (LS1) and (LS2) are $l_1 = 2$ and $l_1 = n - 1$, respectively.

Proof: Note that when l_1 is either node 2 or $n - 1$, the follower states \hat{x}_f are the same as when the graph is a path of length n with l_0 and l_1 located at the endpoints. Thus, by the same argument as in the proof of Theorem 1, $c_i = 1$ for all $i = 1, \dots, n_f$. When l_1 is at node u , $u \neq 2, n - 1$, the cycle is broken into two paths, with one path having p nodes between l_0 and l_1 and the other having $n_f - p$ nodes (without loss of generality, assume $p \leq n_f - p$). Since both resulting paths have a length less than n , by (10) we note that $c_1 = 0$ for both paths and $c_i \geq 2$ for some $i \neq 1$. Thus,

$$\mathcal{O}_{\text{Sim}}(1, 2, n_f) = \mathcal{O}_{\text{Sim}}(1, n - 1, n_f) > \mathcal{O}_{\text{Sim}}(1, u, n_f)$$

and

$$\mathcal{O}_{\text{Shan}}(1, 2, n_f) = \mathcal{O}_{\text{Shan}}(1, n - 1, n_f) > \mathcal{O}_{\text{Shan}}(1, u, n_f).$$

Therefore, the optimal l_1 's are 2 and $n - 1$. ■

When $R = n_f$, $l_0 = 1$ and an optimal 1-leader $l_1 = 2$ or $l_1 = n - 1$ is selected, then

$$\mathcal{O}_{\text{Sim}}(1, l_1, n_f) = 1$$

and

$$\mathcal{O}_{\text{Shan}}(1, l_1, n_f) = -\ln\left(\frac{1}{n_f}\right)$$

Clearly, $\mathcal{O}_{\text{Sim}}(1, l_1, n_f) = \mathcal{O}_{\text{Sim}}(S_0^*, S_1^*, n_f)$ and $\mathcal{O}_{\text{Shan}}(1, l_1, n_f) = \mathcal{O}_{\text{Shan}}(S_0^*, S_1^*, n_f)$. Therefore, when $R = n_f$ and the graph is a cycle, the maximal diversity can be achieved, regardless of the location of l_0 .

Next, we present results for the case where $R = 2$.

Theorem 4: Consider a cycle of n nodes with 0-leader node $l_0 = 1$. When $R = 2$, and n_f is odd, $l_1 = j$ is an optimal solution for all $j = 2, \dots, n$ for both Problems (LS1) and (LS2). When n_f is even, $l_1 = j$ is an optimal solution for all $j = 2, 4, \dots, n$ for both (LS1) and (LS2).

Proof: Assume that $l_1 = j$, such that the cycle is broken into two paths. Let one path have $p \geq 0$ nodes between l_0 and l_1 and the other have $n_f - p$. Without loss of generality, assume $p \leq n_f - p$.

We once again note that, in this setting,

$$\mathcal{O}_{\text{Sim}}(S_0, S_1, B_2) = 1 - \frac{c_1(c_1 - 1)}{n_f(n_f - 1)} - \frac{c_2(c_2 - 1)}{n_f(n_f - 1)}$$

and

$$\mathcal{O}_{\text{Shan}}(S_0, S_1, B_2) = -\frac{c_1}{n_f} \ln\left(\frac{c_1}{n_f}\right) - \frac{c_2}{n_f} \ln\left(\frac{c_2}{n_f}\right).$$

By definition, both \mathcal{O}_{Sim} and $\mathcal{O}_{\text{Shan}}$ are maximized when n_f is evenly distributed between the two bins. We consider four cases and show that in each the location of l_1 has no effect on the bin counts c_1 and c_2 .

Case 1: Let n_f be odd and p be odd. Then $n_f - p$ must be even. Then $c_1 = \frac{p-1}{2} + \frac{n_f-p}{2} = \frac{n_f-1}{2}$ and $c_2 = \frac{p+1}{2} + \frac{n_f-p}{2} = \frac{n_f+1}{2}$.

Case 2: Let n_f be odd and p be even so that $n_f - p$ must be odd. Then $c_1 = \frac{p}{2} + \frac{n_f-p-1}{2} = \frac{n_f-1}{2}$ and $c_2 = \frac{p}{2} + \frac{n_f-p+1}{2} = \frac{n_f+1}{2}$.

Case 3: Let n_f be even and p be odd, so $n_f - p$ is also odd. Then $c_1 = \frac{p-1}{2} + \frac{n_f-p-1}{2} = \frac{n_f-2}{2}$ and $c_2 = \frac{p+1}{2} + \frac{n_f-p+1}{2} = \frac{n_f+2}{2}$.

Case 4: Finally, let n_f be even, so that both p and $n_f - p$ are even. Then $c_1 = \frac{p}{2} + \frac{n_f-p}{2} = \frac{n_f}{2}$ and $c_2 = \frac{p}{2} + \frac{n_f-p}{2} = \frac{n_f}{2}$.

In all four cases, c_1 and c_2 are independent of p and $n_f - p$. When n_f is odd, all possible locations of l_1 are equivalent and have $|c_1 - c_2| = 1$, and, thus, all $l_1 = j$, $j = 2, \dots, n$ optimize both performance measures. When n_f is even, $|c_1 - c_2| \leq 1$ only when p and $n_f - p$ are both even. Therefore $l_1 = j$ is equivalent for all $j = 2, 4, \dots, n$, and all such $l_1 = j$ optimize both performance measures. ■

When $R = 2$, the graph is a cycle, $l_0 = 1$, and n_f is odd, then all possible placements of l_1 are optimal. In the case where n_f is even, $l_1 = j$ is optimal only when j is even.

C. Tree graphs

Finally, we consider (LS1) and (LS2) over tree graphs. We first study the problem when $R = n_f$ in a special class of tree graph.

Theorem 5: Consider a tree graph of size n where exactly one node t has degree $\deg(t) = 3$ and all other nodes i have $\deg(i) \leq 2$. Let the 0-leader l_0 be at a leaf node. Then Problems (LS1) and (LS2) are both maximized when l_1 is at the end of the longest path from l_0 .

The proof of this theorem is quite lengthy and is deferred to a technical report [19].

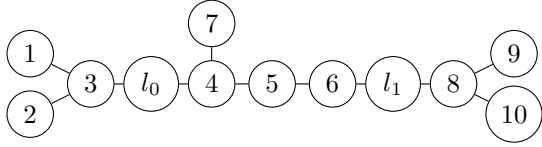


Fig. 1: Example of a tree network G , where, when $R = 2$, l_0 and l_1 are optimal leaders, satisfying Theorem 6.

We also consider the problem of identifying an optimal l_1 in a general tree graph when $R = 2$.

Note that the set of followers in any graph with one 0-leader and one 1-leader can be partitioned into three sets, P_1 , P_2 , and P_3 , based on the locations of the leaders. Let $path(a, b)$ be defined on a tree graph as the set of all nodes that lie on the path between nodes a and b , inclusive of a and b . Then, the three sets are defined as follows:

$$\begin{aligned} P_1 &= \{i \in V : l_0 \in path(i, l_1)\}, \\ P_2 &= \{i \in V : l_1 \notin path(i, l_0) \text{ and } l_0 \notin path(i, l_1)\}, \\ P_3 &= \{i \in V : l_1 \in path(i, l_0)\}, \end{aligned}$$

where $|P_1 \cup P_2 \cup P_3| = n_f$ and $P_1 \cap P_2 = P_1 \cap P_3 = P_2 \cap P_3 = \emptyset$. Note also that, in a tree, the *graph distance* between two nodes, $d(u, v)$, is the length of the path between nodes u and v . In graph G , shown in Figure 1, there are 10 follower nodes. Given l_0, l_1 as shown, $P_1 = \{1, 2, 3\}$, $P_2 = \{4, 5, 6, 7\}$, and $P_3 = \{8, 9, 10\}$.

We now consider the case when $R = 2$ and l_0 and l_1 are placed such $|P_1| = |P_3|$, that is, the number of followers with opinion 0 and opinion 1 are the same. If the network is such that the nodes that lie between the leaders have evenly distributed opinions, then the existing leader placement is optimal, regardless of the size of $|P_1|$ and P_3 . An example network showing such a leader placement is given in Figure 1.

Theorem 6: Consider a tree graph G with n nodes, where $l_0 = i$ and $|P_1| = k - 1$, and let $R = 2$. Without loss of generality, let $k < \frac{n_f}{2}$, so that $|P_2 \cup P_3| = n_f - (k - 1)$. If there exists a node j such that, when $l_1 = j$, $|P_3| = k - 1$, $|P_2| = n_f - 2(k - 1)$, and the opinions of nodes $i \in P_2$ are evenly distributed between bins b_1 and b_2 , then j is an l_1 that maximizes both (LS1) and (LS2).

Proof: We once again note that, when $R = 2$, that

$$\mathcal{O}_{\text{Sim}}(\bar{l}_0, j, B_2) = 1 - \frac{c_1(c_1 - 1)}{n_f(n_f - 1)} - \frac{c_2(c_2 - 1)}{n_f(n_f - 1)}$$

and

$$\mathcal{O}_{\text{Shan}}(\bar{l}_0, j, B_2) = -\frac{c_1}{n_f} \ln \left(\frac{c_1}{n_f} \right) - \frac{c_2}{n_f} \ln \left(\frac{c_2}{n_f} \right).$$

By definition, both \mathcal{O}_{Sim} and $\mathcal{O}_{\text{Shan}}$ are maximized when n_f is evenly distributed between the two bins so that $|c_1 - c_2| \leq 1$.

There are two cases to consider.

Case 1: When n_f is even, both (LS1) and (LS2) are maximized when $c_1 = c_2 = \frac{n_f}{2}$. Let $l_1 = j$ such that $|P_3| = k - 1$ and $|P_2| = n_f - 2(k - 1)$. To ensure that the opinions of nodes $i \in P_2$ are divided evenly among b_1 and b_2 , there must exist an edge $(a, b) \in E$, $a, b \in P_2$ with the following properties: $b \in path(a, l_1)$, $a \in path(b, l_0)$, $d(l_0, a) = d(b, l_1)$, and

$$\begin{aligned} |\{i : b \in path(i, l_1)\}| &= |\{j : a \in path(j, l_0)\}| \\ &= \frac{n_f - 2(k - 1)}{2}. \end{aligned}$$

Then $c_1 = c_2 = \frac{n_f}{2}$, and j is an optimal 1-leader.

Case 2: When n_f is odd, both (LS1) and (LS2) are maximized when either

$$c_1 = \frac{n_f - 1}{2}, \quad c_2 = \frac{n_f + 1}{2}$$

or

$$c_1 = \frac{n_f + 1}{2}, \quad c_2 = \frac{n_f - 1}{2},$$

as in both cases $|c_1 - c_2| \leq 1$. Let $l_1 = j$ such that $|P_3| = k - 1$ and $|P_2| = n_f - 2(k - 1)$. To ensure that the opinions of nodes $i \in P_2$ are divided evenly among b_1 and b_2 , there must exist a node $v \in P_2$ with the following properties:

$$\begin{aligned} d(l_0, v) &= d(v, l_1), \\ |\{i : v \in path(i, l_1)\} \setminus \{v\}| &= g_1, \\ |\{j : v \in path(j, l_0)\} \setminus \{v\}| &= g_2. \end{aligned}$$

Note that, because $|P_2|$ is odd and v is equidistant from l_0 and l_1 , $v \in b_2$. Then the opinion diversity is maximized when either

$$g_1 = g_2 = \frac{n_f - 2(k - 1) - 1}{2}$$

and, thus, $c_1 = \frac{n_f - 1}{2}$ and $c_2 = \frac{n_f + 1}{2}$, or

$$g_1 = \frac{n_f - 2(k - 1) + 1}{2} \text{ and } g_2 = \frac{n_f - 2(k - 1) - 3}{2},$$

in which case $c_1 = \frac{n_f + 1}{2}$ and $c_2 = \frac{n_f - 1}{2}$. For both pairs of g_1 and g_2 , $|c_1 - c_2| = 1$ and j is an optimal l_1 .

Therefore, in both cases, when $l_1 = j$, $|c_1 - c_2| \leq 1$ and l_1 maximizes both (LS1) and (LS2) for $R = 2$. ■

Note that depending on the structure of G , such a partition of the follower nodes may not be possible. However, this does not imply that there are no other optimal choices of l_1 .

IV. NUMERICAL EXAMPLES

We highlight some of the analysis in Section III via numerical examples, using the graph G shown in Fig. 2.

As shown in the previous section, for cycles and paths, the same l_1 node is optimal for both (LS1) and (LS2) for both $R = n_f$ and $R = 2$. We now show that, when $R = n_f$, this relationship between the optimal solutions does not always hold.

In the network G in Fig. 2, when $l_0 = 1$, the optimal l_1 depends on the performance measure used. For (LS1), the optimal 1-leader can be either 10 or 11, but for (LS2) the optimal 1-leader is either 5 or 6.

TABLE I: Diversity indices for different l_1 values.

l_1	$\mathcal{O}_{\text{Sim}}(1, l_1, n_f)$	$\mathcal{O}_{\text{Shan}}(1, l_1, n_f)$
2	0	0
3	0.5	0.637
4	0.556	0.849
5	0.583	1.003
6	0.583	1.003
7	0.556	0.687
8	0.556	0.687
9	0.556	0.687
10	0.639	0.937
11	0.639	0.937

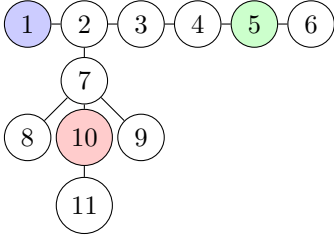


Fig. 2: Example of a tree network G , where one optimal leader for \mathcal{O}_{Sim} is shown in red, and one optimal leader for $\mathcal{O}_{\text{Shan}}$ is shown in green.

As shown in Table I, we can see that, for $y \in \{10, 11\}$, $z \in \{5, 6\}$,

$$\begin{aligned} \mathcal{O}_{\text{Sim}}(1, y, n_f) &= 0.639 \\ &> \mathcal{O}_{\text{Sim}}(1, z, n_f) = 0.583 \end{aligned}$$

and

$$\begin{aligned} \mathcal{O}_{\text{Shan}}(1, z, n_f) &= 1.003 \\ &> \mathcal{O}_{\text{Shan}}(1, y, n_f) = 0.937. \end{aligned}$$

We can use the same graph G to observe that Theorem 5 does not generalize to trees with more than one node i with degree $\deg(i) \geq 3$. The longest path from l_0 in G terminates at node 6, but, as shown above, 6 is not the optimal l_1 for Problem (LS1).

Although determining the optimal l_1 is often simple, it is not a trivial problem. When $R = n_f$, 11 and 6 are optimal l_1 nodes in G for (LS1) and (LS2), respectively. The worst case l_1 node for both problems is 2, which results in $\mathcal{O}_{\text{Sim}}(1, 2, n_f) = 0$ and $\mathcal{O}_{\text{Shan}}(1, 2, n_f) = 0$.

Finally, we note that node 11 is an optimal l_1 node that satisfies the requirements listed in Theorem 6, such that $P_1 = P_3 = \emptyset$, $P_2 = \{i : 2 \leq i \leq 10\}$, and $c_1 = \frac{n_f+1}{2} = 5$ and $c_2 = \frac{n_f-1}{2} = 4$. When $l_1 = 8, 9$, or 10 , $c_1 = 5$ and $c_2 = 4$, but $|P_1| \neq |P_3|$. We can then see that there are optimal 1-leaders not described by Theorem 6.

V. CONCLUSION

We have proposed two diversity measures, adapted from ecology, for networks with French-DeGroot opinion dynamics, where the networks contain leaders with binary opposing opinions. Further, using these measures, we have formalized the problem of maximizing opinion diversity in a network

that contains a single leader with opinion 0 by selecting which node should become the leader with opinion 1. We have presented analytical solutions to these problems for the case of a single 0-leader and a single 1-leader in paths, cycles, and tree graphs. In future work, we plan to study the problem of optimal leader placement in more general graphs and with multiple leaders of both opinion types.

REFERENCES

- [1] J. Ghaderi and R. Srikant, "Opinion dynamics in social networks with stubborn agents: Equilibrium and convergence rate," *Automatica*, vol. 50, no. 12, pp. 3209–3215, 2014.
- [2] D. Kempe, J. Kleinberg, and É. Tardos, "Maximizing the spread of influence through a social network," in *Proc. 9th ACM SIGKDD International Conference on Knowledge Discovery and Data Mining*. ACM, 2003, pp. 137–146.
- [3] S. Zhai and W. X. Zheng, "Generalized dynamics in social networks with antagonistic interactions," *arXiv preprint arXiv:1801.08713*, 2018.
- [4] G. Toscani, A. Tosin, and M. Zanella, "Opinion modeling on social media and marketing aspects," *Physical Review E*, vol. 98, no. 2, p. 022315, 2018.
- [5] A. Das, S. Gollapudi, and K. Munagala, "Modeling opinion dynamics in social networks," in *Proc. 7th ACM International Conference on Web Search and Data Mining*. ACM, 2014, pp. 403–412.
- [6] P. Wallace, *The psychology of the Internet*. Cambridge University Press, 2015.
- [7] S. E. Page, "Making the difference: Applying a logic of diversity," *Academy of Management Perspectives*, vol. 21, no. 4, pp. 6–20, 2007.
- [8] J. Surowiecki, *The wisdom of crowds*. Anchor, 2005.
- [9] A. V. Proskurnikov and R. Tempo, "A tutorial on modeling and analysis of dynamic social networks. part ii," *Annual Reviews in Control*, 2018.
- [10] E. H. Simpson, "Measurement of diversity," *nature*, 1949.
- [11] C. E. Shannon, "A mathematical theory of communication," *ACM SIGMOBILE Mobile Computing and Communications Review*, vol. 5, no. 1, pp. 3–55, 2001.
- [12] D. S. Hunter and T. Zaman, "Opinion dynamics with stubborn agents," *arXiv preprint arXiv:1806.11253*, 2018.
- [13] A. Gionis, E. Terzi, and P. Tsaparas, "Opinion maximization in social networks," in *Proc. 2013 SIAM International Conference on Data Mining*. SIAM, 2013, pp. 387–395.
- [14] R. Abebe, J. Kleinberg, D. Parkes, and C. E. Tsourakakis, "Opinion dynamics with varying susceptibility to persuasion," in *Proc. 24th ACM SIGKDD International Conference on Knowledge Discovery and Data Mining*. ACM, 2018, pp. 1089–1098.
- [15] L. Vassio, F. Fagnani, P. Frasca, and A. E. Ozdaglar, "Message passing optimization of harmonic influence centrality," *IEEE Trans. Control of Network Systems*, vol. 1, no. 1, pp. 109–120, 2014.
- [16] E. Yildiz, A. Ozdaglar, D. Acemoglu, A. Saberi, and A. Scaglione, "Binary opinion dynamics with stubborn agents," *ACM Trans. Economics and Computation*, vol. 1, no. 4, p. 19, 2013.
- [17] V. S. Mai and E. H. Abed, "Optimizing leader influence in networks through selection of direct followers," *IEEE Trans. Autom. Control*, 2018.
- [18] M. Mesbahi and M. Egerstedt, *Graph theoretic methods in multiagent networks*. Princeton University Press, 2010.
- [19] E. Mackin and S. Patterson, "Maximizing diversity of opinion in social networks," *arXiv preprint arXiv:1811.03706*, 2018.
- [20] D. J. Klein and M. Randić, "Resistance distance," *J. Math. Chem.*, vol. 12, no. 1, pp. 81–95, 1993.
- [21] A. Ghosh, S. Boyd, and A. Saberi, "Minimizing effective resistance of a graph," *SIAM Rev.*, vol. 50, no. 1, pp. 37–66, 2008.

VI. APPENDIX

A. Proof of Theorem 5

Before proceeding with the proof, we require the following lemmas:

Lemma 3 ([20] Lem. E): Let graph $G = (V, E)$ be partitioned into two components, A and B , that share only a

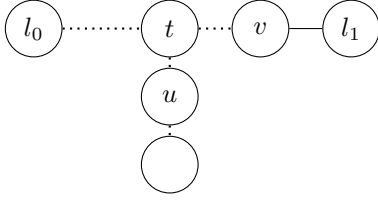


Fig. 3: Illustration of placement of nodes for Lemma 4.

single vertex x . The resistance distance between any two vertices $u \in A$ and $v \in B$ is:

$$r(u, v) = r(u, x) + r(x, v).$$

Lemma 4: Consider a tree network with $n_f \geq 3$ where l_0 and l_1 are leaf nodes such that $\deg(l_0) = \deg(l_1) = 1$ and at least two nodes lie between them. Consider a node t such that $\deg(t) \geq 3$ and $t \in \text{path}(l_0, l_1)$. Consider a node u , such that $t \in \text{path}(u, l_0)$ and $t \in \text{path}(u, l_1)$. For a visual example, see Fig. 3. Then $\hat{\mathbf{x}}_{f_u} = \hat{\mathbf{x}}_{f_t}$ for all u and t .

Proof: Let the node v be such that $v \in \text{path}(l_0, l_1)$ and $(v, l_1) \in E$. Note that, by inspection of (1), for all nodes $i \in F$, $\hat{\mathbf{x}}_{f_i} = \mathbf{L}_{ff}^{-1}(i, v)$. By the definition of resistance distance, we know that

$$r(u, v) = \mathbf{L}_{ff}^{-1}(u, u) + \mathbf{L}_{ff}^{-1}(v, v) - 2\mathbf{L}_{ff}^{-1}(u, v).$$

We then rearrange this to

$$2\mathbf{L}_{ff}^{-1}(u, v) = \mathbf{L}_{ff}^{-1}(u, u) + \mathbf{L}_{ff}^{-1}(v, v) - r(u, v)$$

By applying Lemma 3 this then becomes

$$\begin{aligned} 2\mathbf{L}_{ff}^{-1}(u, v) &= \mathbf{L}_{ff}^{-1}(u, u) + \mathbf{L}_{ff}^{-1}(v, v) - (r(u, t) + r(t, v)) \\ &= \mathbf{L}_{ff}^{-1}(u, u) + \mathbf{L}_{ff}^{-1}(v, v) - \left(r(u, t) \right. \\ &\quad \left. + \mathbf{L}_{ff}^{-1}(t, t) + \mathbf{L}_{ff}^{-1}(v, v) - 2\mathbf{L}_{ff}^{-1}(t, v) \right) \\ &= \mathbf{L}_{ff}^{-1}(u, u) - r(u, t) - \mathbf{L}_{ff}^{-1}(t, t) + 2\mathbf{L}_{ff}^{-1}(t, v). \end{aligned} \quad (11)$$

By the same lemma, we note that

$$r(u, l_0 \cup l_1) = r(u, t) + r(t, l_0 \cup l_1). \quad (12)$$

The resistance distance between node u and the set of leaders is [21]

$$r(u, l_0 \cup l_1) = \mathbf{L}_{ff}^{-1}(u, u)$$

and the distance between node t and the set of leaders is

$$r(t, l_0 \cup l_1) = \mathbf{L}_{ff}^{-1}(t, t).$$

We can substitute the above facts into (12) to get the equivalent expression

$$\mathbf{L}_{ff}^{-1}(u, u) - r(u, t) - \mathbf{L}_{ff}^{-1}(t, t) = 0 \quad (13)$$

Then we can simplify (11) to find that

$$\mathbf{L}_{ff}^{-1}(u, v) = \mathbf{L}_{ff}^{-1}(t, v),$$

and therefore

$$\hat{\mathbf{x}}_{f_u} = \hat{\mathbf{x}}_{f_v}$$

thus concluding the proof. \blacksquare

We can now conclude with the proof of Theorem 5. *Proof:* By definition, there are only three leaf nodes in the tree, one of which has been pre-selected to be l_0 . Let the remaining two leaf nodes of G be u_1 and u_2 and let $d(t, u_1) = p_1$ and $d(t, u_2) = p_2$. Without loss of generality, let $p_1 \geq p_2$. Let u'_1 be the neighbor of u_1 and let u'_2 be the neighbor of u_2 . Finally, recall that node t is the only node with degree 3. Without loss of generality, let $\hat{\mathbf{x}}_{f_t}$ fall in bin b_j .

We first show that placing l_1 at nodes u_1 and u'_1 is equivalent.

When $l_1 = u_1$, $|\text{path}(l_0, l_1)| \leq n_f - 1$. By Lemma 2, $c_2 = 0$ and the difference between two adjacent followers' opinions on the path between l_0 and l_1 is at least $\frac{1}{n-2}$, by (10). Then $c_{n_f} \leq 1$, with equality only when $p_2 = 1$. By Lemma 4, $c_j = p_2 + 1$, and thus the remaining $n_f - p_2 - 1$ bins all have count 1.

When $l_1 = u'_1$, $\hat{x}_{f_{u'_1}} = 1$ and the distance between two adjacent followers' opinions on the path between l_0 and l_1 is at least $\frac{1}{n-3}$. Therefore, only $\hat{x}_{f_{u'_1}}$ falls in bin b_{n_f} and hence the distribution of bin counts remains the same as when $l_1 = u_1$. Thus, $\mathcal{O}_{\text{Sim}}(1, u_1, n_f) = \mathcal{O}_{\text{Sim}}(1, u'_1, n_f)$ and $\mathcal{O}_{\text{Shan}}(1, u_1, n_f) = \mathcal{O}_{\text{Shan}}(1, u'_1, n_f)$.

A similar argument can be used to show the same result for placing l_1 at nodes u_2 and u'_2 . Note that when $p_1 = p_2$, u_1, u_2, u'_1 , and u'_2 are all equivalent.

Now we show that $\mathcal{O}_{\text{Sim}}(l_0, u_1, n_f) \geq \mathcal{O}_{\text{Sim}}(l_0, u_2, n_f)$. Recall that when $l_1 = u_1$, $c_j = p_2 + 1$, and there are $n_f - p_2 - 1$ bins i with count $b_i = 1$. Then

$$\mathcal{O}_{\text{Sim}}(l_0, u_1, n_f) = 1 - \frac{(p_2 + 1)p_2}{n_f(n_f - 1)}.$$

Similarly,

$$\mathcal{O}_{\text{Sim}}(l_0, u_2, n_f) = 1 - \frac{(p_1 + 1)p_1}{n_f(n_f - 1)}.$$

The difference is then

$$\begin{aligned} &\mathcal{O}_{\text{Sim}}(l_0, u_1, n_f) - \mathcal{O}_{\text{Sim}}(l_0, u_2, n_f) \\ &= \frac{(p_1 + 1)p_1}{n_f(n_f - 1)} - \frac{(p_2 + 1)p_2}{n_f(n_f - 1)}, \end{aligned}$$

which by assumption is always non-negative.

Similarly,

$$\begin{aligned} \mathcal{O}_{\text{Shan}}(l_0, u_1, n_f) &= -\frac{p_2 + 1}{n_f} \ln \left(\frac{p_2 + 1}{n_f} \right) \\ &\quad - (n_f - p_2 - 1) \frac{1}{n_f} \ln \left(\frac{1}{n_f} \right) \end{aligned}$$

and

$$\begin{aligned} \mathcal{O}_{\text{Shan}}(l_0, u_2, n_f) &= -\frac{p_1 + 1}{n_f} \ln \left(\frac{p_1 + 1}{n_f} \right) \\ &\quad - (n_f - p_1 - 1) \frac{1}{n_f} \ln \left(\frac{1}{n_f} \right). \end{aligned}$$

The difference is then

$$\begin{aligned}
& \mathcal{O}_{\text{Shan}}(l_0, u_1, n_f) - \mathcal{O}_{\text{Shan}}(l_0, u_2, n_f) \\
&= \frac{p_1 + 1}{n_f} \ln \left(\frac{p_1 + 1}{n_f} \right) - \frac{p_2 + 1}{n_f} \ln \left(\frac{p_2 + 1}{n_f} \right) \\
&\quad - (p_1 - p_2) \frac{1}{n_f} \ln \left(\frac{1}{n_f} \right). \tag{14}
\end{aligned}$$

Let $p_1 = p_2 + k$, for some $k \geq 0$. Then (14) becomes:

$$\begin{aligned}
& \mathcal{O}_{\text{Shan}}(l_0, u_1, n_f) - \mathcal{O}_{\text{Shan}}(l_0, u_2, n_f) \\
&= \frac{p_2 + k + 1}{n_f} \ln \left(\frac{p_2 + k + 1}{n_f} \right) - \frac{p_2 + 1}{n_f} \ln \left(\frac{p_2 + 1}{n_f} \right) \\
&\quad - k \frac{1}{n_f} \ln \left(\frac{1}{n_f} \right) \\
&= \frac{p_2 + 1}{n_f} \ln \left(\frac{p_2 + k + 1}{n_f} \right) - \frac{p_2 + 1}{n_f} \ln \left(\frac{p_2 + 1}{n_f} \right) \\
&\quad + \frac{k}{n_f} \ln \left(\frac{p_2 + k + 1}{n_f} \right) - \frac{k}{n_f} \ln \left(\frac{1}{n_f} \right) \\
&= \frac{p_2 + 1}{n_f} \ln \left(\frac{p_2 + k + 1}{p_2 + 1} \right) + \frac{k}{n_f} \ln(p_2 + k + 1),
\end{aligned}$$

which is non-negative for all such k .

Therefore, choosing l_1 to be either u_1 or u'_1 , when u_1 is the node farthest from l_0 , is optimal for both (LS1) and (LS2). ■