

The Relationship Between Pascal's Triangle and Random Walks

Tonia Bell, Shakuan Frankson, Nikita Sachdeva, and Myka Terry

Mathematics Department

SPIRAL Program at Morgan State University, Baltimore, MD

tb8755a@student.american.edu

shakuan.frankson@bison.howard.edu

nikita.sachdeva@rutgers.edu

myter1@morgan.edu

Abstract

Random walks are a series of up, down, and level steps that enumerate distinct paths from $(0, 0)$ to $(2n, 0)$, where n is the semi-length of the path. We used these paths to analyze Catalan, Schröder, and Motzkin number sequences through a combination of matrix operations, quadratic functions, and inductive reasoning. Our results revealed a number of distinct patterns, some unnamed, between these number sequences and Pascal's triangle that can be explained through generating functions, first returns, group theory, and the Riordan matrix.

Various proofs and properties of these number sequences are provided, including each generating function, their respective first returns, and matrix properties. These findings lead to a deeper understanding of combinatorics and graph theory.

1 Introduction

In the Cartesian plane, a single vector or combination of vectors can create a path, where each vector represents a *step* towards a unique xy-coordinate. In this paper, we restricted the movement of the vectors to the first quadrant. Using the $(1, 1)$ vector as the up step (due to its positive slope) and $(1, -1)$ vector as the down step (due to its negative slope), along with vectors $(1, 0)$ and $(2, 0)$ as the horizontal steps (due to their slopes of 0), we generated the Catalan, Schröder, and Motzkin numbers along the x-axis.

The original Dyck path uses steps along the vectors $(1, 1)$ and $(1, -1)$ and remains above the x -axis, extending from $(0, 0)$ to $(2n, 0)$, where n is the semi-length. The path is also considered to be the Catalan path since it enumerates the Catalan numbers on the bottom row along the x -axis. Schröder numbers follow the same pattern as the Catalan numbers, while also having the level step, $(2, 0)$. Their path is referred to as a Schröder path. The Motzkin numbers of length n have the smaller level step of $(1, 0)$ and remain above the x -axis from $(0, 0)$ to $(n, 0)$. Similarly, these paths are referred to as Motzkin paths.

Pascal's Triangle will be referenced to in Section 3 since the method for finding the binomial coefficients will parallel the process of constructing the Catalan, Schröder, and Motzkin paths. In this case, they also share a generalized recursive formula that determines the next row of values, or sequence, when two or more rows are multiplied together.

1.1 Catalan Numbers

Catalan numbers, denoted $C(x)$ or C , are a variation of Dyck paths that start at $(0, 0)$ and end at $(2n, 0)$. Recall the following vectors as the only two found in Catalan paths:



which can be seen in the following lattice:

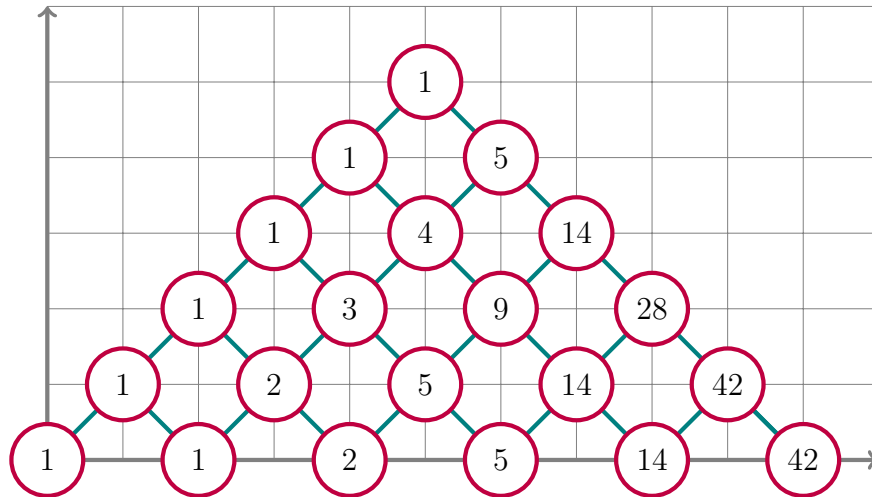


Figure 1: Catalan Path, $C(x)$

The following is the generating function for the Catalan numbers and will be proved in Section 2.

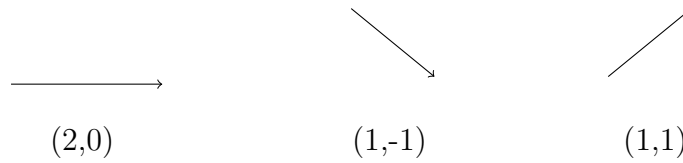
$$C(x) = \frac{1 - \sqrt{1 - 4x}}{2x} \tag{1}$$

This produces the infinite Catalan sequence, which can be found along the x -axis of the lattice in Figure 2:

$$C(x) = 1 + x + 2x^2 + 5x^3 + 14x^4 + 42x^5 + \dots \tag{2}$$

1.2 Schröder Numbers

There are two types of Schröder numbers seen in combinatorics: large Schröder numbers denoted, $S(x)$ or S , and small Schröder numbers denoted, $s(x)$ or s . They are composed of the vectors:



These vectors create unique Schröder paths for the large Schröder and small Schröder numbers, respectively. The sole distinction between them is $s(x)$ does not consist of the level step, $(2, 0)$, along the x -axis, while $S(x)$ does. Below is the lattice for both series.

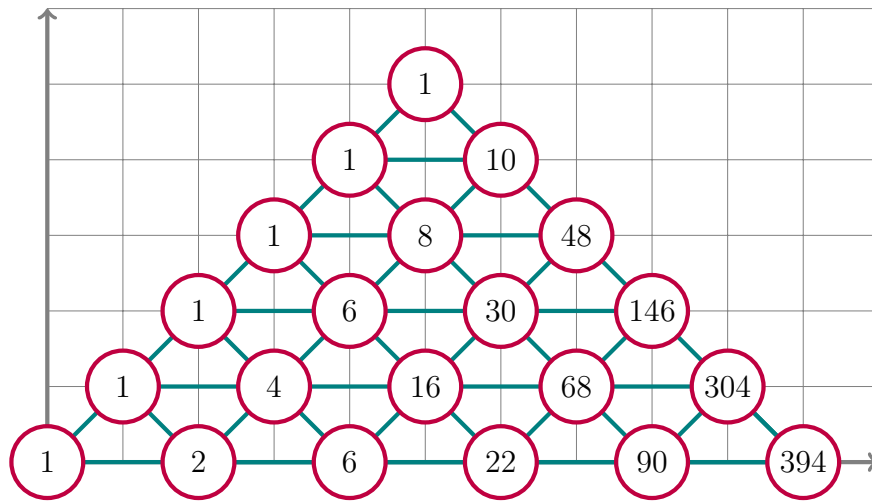


Figure 2: Large Schröder Path, $S(x)$

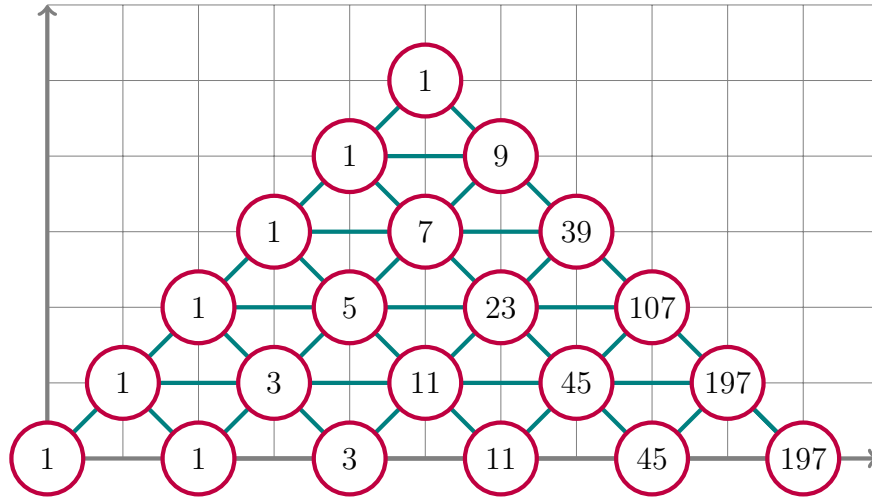


Figure 3: Small Schröder Path, $s(x)$

The following equations will be proven to be the generating functions for the Schröder numbers in Section 2:

$$S(x) = \frac{1 - x - \sqrt{1 - 6x + x^2}}{2x} \quad (3)$$

$$s(x) = \frac{1 + x - \sqrt{1 - 6x + x^2}}{4x} \quad (4)$$

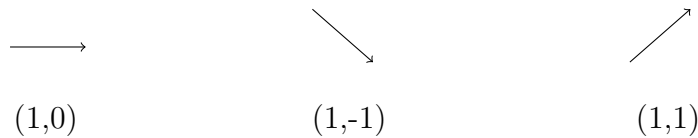
These generate the infinite sequence of the Schröder numbers below, which can also be found along the x -axis of the lattices above:

$$S(x) = 1 + 2x + 6x^2 + 22x^3 + 90x^4 + 394x^5 + \dots \quad (5)$$

$$s(x) = 1 + x + 3x^2 + 11x^3 + 45x^4 + 197x^5 + \dots \quad (6)$$

1.3 Motzkin Numbers

Motzkin paths, denoted $M(x)$ or M , are similar in nature to the previous paths, but are composed of the vectors:



Because the length of the horizontal vector is only half that of the $(2, 0)$ level step found in the Schröder numbers, there are twice as many of these vectors in Motzkin paths. Together, the above paths combine to form the following lattice in the first quadrant of the coordinate plane from $(0, 0)$ to $(n, 0)$:

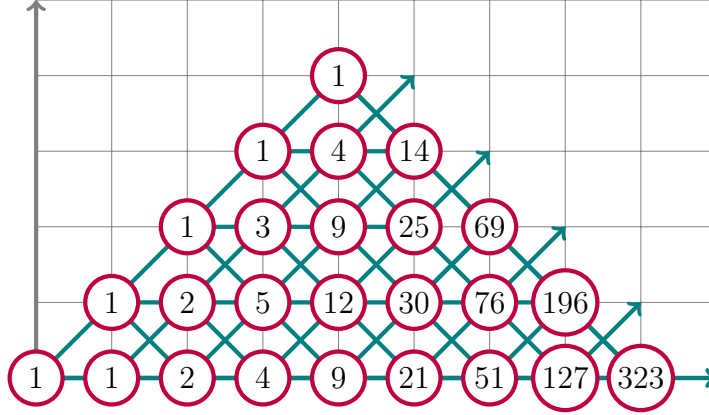


Figure 4: Motzkin Path, $M(x)$

The generating function will be proven in Section 2 to be:

$$M(x) = \frac{1 - x - \sqrt{1 - 2x - 3x^2}}{2x^2} \quad (7)$$

This generates the following infinite Motzkin sequence, which can also be seen in the numbers along the x -axis of the lattice:

$$M(x) = 1 + x + 2x^2 + 4x^3 + 9x^4 + 21x^5 + 51x^6 + \dots \quad (8)$$

1.4 Pascal's Triangle

Pascal's Triangle is an infinite symmetric array that represents the binomial coefficients. To build the triangle, we begin with row zero, which consists of a single one. To build the triangle, each subsequent entry of the next row, k , is found by the formula below:

$$\binom{n-1}{k-1} + \binom{n-1}{k} = \binom{n}{k} = \frac{n!}{k!(n-k)!}$$

Each entry in the triangle can be identified by its position, such as the n th row and k th column; an entry can be noted as $\binom{n}{k}$. For instance, $\binom{0}{0} = 1$ because the value 1 is in row $n = 0$ and column $k = 0$.

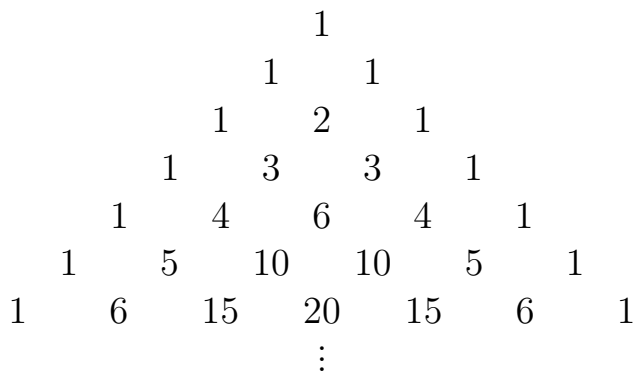


Figure 5: Pascal's Triangle

2 First Returns & Generating Functions

By definition, a return is the immediate next time the path touches the x -axis after leaving it. However, a *complete* return is a single cycle starting at $(0, 0)$ that ends on the x -axis at $(2n, 0)$, with any number of returns happening in between. These returns will be observed in the following subsections.

Note: The n represents the number of up steps in a path. Since these paths must remain in the first quadrant of the Cartesian plane, the amount of down steps must equal the amount of up steps. Thus, $2n$ represents the total number of steps.

2.1 Catalan Numbers

The generating function for the Catalan numbers, $C(x)$, can be developed by considering the possible steps the path may take from the origin. When discussing the upward and downward movements that lead us to different values, it must be seen as a step from x^n to x^{n+1} . This can be visualized by following the movements along the Dyck path as seen through the following vectors and in Figure 6 below:

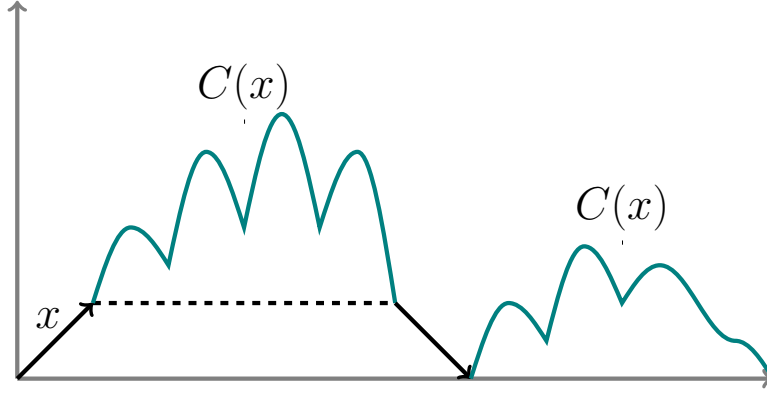


Figure 6: First Returns of $C(x)$

It can be seen that the movements from the origin will either be none, in which case the resulting value is 1, or the movement will be along the $(1, 1)$ vector. A movement along the $(1, 1)$ vector causes us to attain an x , and once that movement is made, then there are all of the possibilities of $C(x)$. After the path returns to the x -axis, it continues on any random path of $C(x)$ and makes any number of returns. This makes the second possibility have a value of $x C(x) \cdot C(x)$. Combining these two options, the first full return is notated as the following:

$$C(x) = 1 + x C(x) \cdot C(x)$$

$$C(x) = 1 + x C^2(x) \tag{9}$$

Proof. Consider the figure above. Using the pattern produced by returns, we will define a formula for $C(x)$.

$$C(x) = 1 + x C(x) + x^2 C^2(x) + x^3 C^3(x) + \dots$$

$$= 1 + x C(x) + (x C(x))^2 + (x C(x))^3 + \dots$$

$$C(x) = \sum_{n=0}^{\infty} (x C(x))^n$$

$$C(x) = \frac{1}{1 - x C(x)}$$

$$C(x) = 1 + x C^2(x)$$

$$x C^2(x) - C(x) + 1 = 0$$

The generating function follows from the quadratic formula and yields Equation 1 as seen in Section 1:

$$C(x) = \frac{1 - \sqrt{1 - 4x}}{2x} \tag{1}$$

□

2.2 Schröder Numbers

The generating function for the Schröder numbers, $S(x)$ and $s(x)$, can also be developed by considering the possible steps the path may take from the origin. The equation will differ slightly from the Catalan numbers, as we have to consider a different return pattern for both large and small Schröder numbers. The upward paths for both large and small Schröder numbers should similarly be taken as a step from x^n to x^{n+1} , as should a horizontal movement along the $(2, 0)$ vector. This can also be visualized by following the movements along the Schröder path.

2.2.1 Large Schröder Numbers

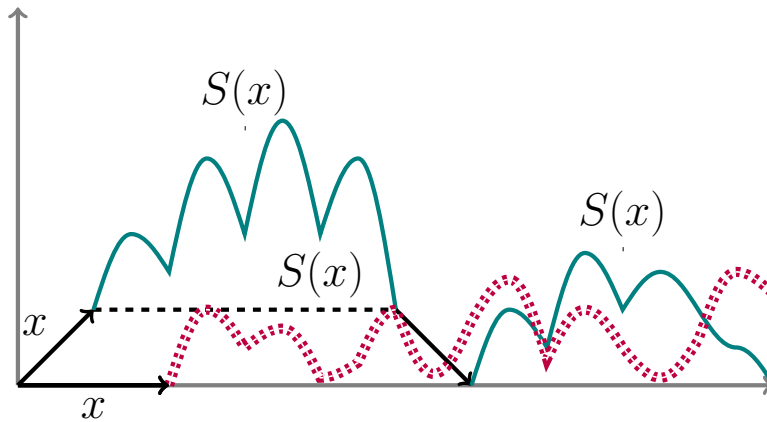


Figure 7: First Returns of $S(x)$

Proof. When analyzing the large Schröder numbers, it is evident that the movements from the origin will either be none (in which case the resulting value is 1), horizontally along one or more $(2, 0)$ vectors, or upward along the $(1, 1)$ vector. A horizontal move would have to attain one x to have the same value as an up and down movement. Once that movement is made, then there are of all the possibilities of $S(x)$. This gives a horizontal movement the total value of $xS(x)$ If the path takes an upward step, it continues on any random path of $S(x)$, then returns to the x -axis, and continues again on any random path of $S(x)$ making as many returns as it wants. This gives an upward movement the total value of $xS(x) \cdot S(x)$.

Combining these possibilities, the movement of $S(x)$ can be separated by this first movement, thus, the first full return is notated as the following:

$$S(x) = 1 + xS(x) + xS(x) \cdot S(x)$$

$$S(x) = 1 + xS(x) + xS^2(x) \tag{10}$$

Use of the quadratic formula yields the generating function as seen in Section 1:

$$S(x) = \frac{1 - x - \sqrt{1 - 6x + x^2}}{2x} \tag{3}$$

□

2.2.2 Small Schröder Numbers

The small Schröder numbers have a slightly different pattern than the large Schröder numbers because they do not have a level step on the x -axis, as it affects the first return and therefore its generating function.

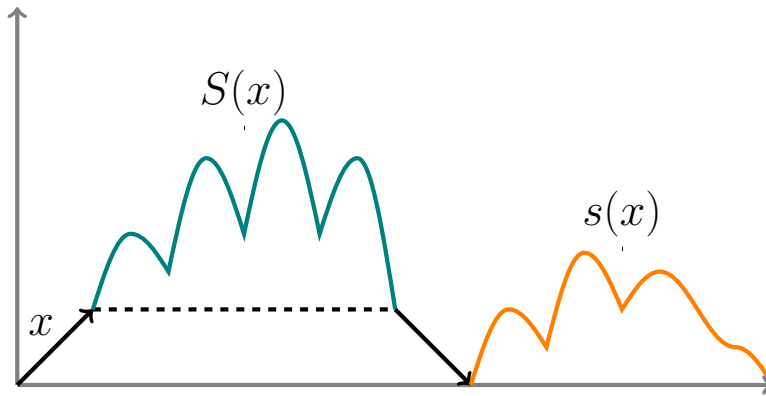


Figure 8: First Returns of $s(x)$

When considering the small Schröder numbers, it is evident that the movements from the origin will either be none, in which case the resulting value is 1, or the movement will be along the $(1, 1)$ vector. There is no initial horizontal move as there are no level steps on the x -axis. Once the path takes an upward step, it continues on any random path of $S(x)$ rather than $s(x)$, as there are $(2, 0)$ level steps after the path leaves the x -axis. It then returns to the x -axis, and continues again on any random path of $s(x)$ making any number of returns.

Thus the upward step has the value of $xS(x) \cdot s(x)$. Combining these possibilities, the first full return of $s(x)$ is notated as the following:

$$s(x) = 1 + xS(x) \cdot s(x) \tag{11}$$

Provided the generating function for large Schröder numbers, denoted by $S(x)$, we can then find the generating function for small Schröder numbers.

Proof. Consider the figure above. Using the pattern produced by returns, we will define a formula for $s(x)$.

$$s(x) = \frac{1}{1-xS(x)}$$

Substituting the generating function of $S(x)$ into the equation above and simplifying, we get the generating function for small Schröder numbers as seen in Section 1:

$$\begin{aligned} s(x) &= \frac{1}{1-x \left(\frac{1-x-\sqrt{x^2-6x+1}}{2x} \right)} \\ &= \frac{2}{1+x+\sqrt{x^2-6x+1}} \\ &= \frac{1+x-\sqrt{x^2-6x+1}}{4x} \end{aligned} \tag{4}$$

□

2.3 Motzkin Numbers

The generating function $M(x)$ can also be proven by considering the possible steps it may take from the origin. When we consider the upward and lateral moves that lead to different values, it must be seen as a step from x^n to x^{n+1} . The equation will differ from the Catalan and Schröder numbers as the level steps are $(1,0)$. This can also be visualized with the following vectors or using Figure 9.

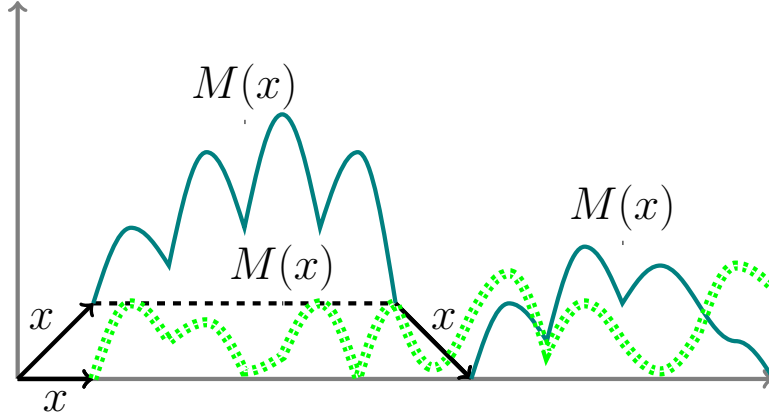


Figure 9: First Returns of $M(x)$

Proof. Thus the movements from the origin will either be none, in which case the resulting value is 1, horizontally along one or more $(1, 0)$ vectors, or along the $(1, 1)$ vector. A movement along the $(1, 1)$ vector gains an x from both the up and down step, and an $M(x)$ where it can do anything. This results in an $x^2M(x)$. Once one movement is made, there are all the possibilities of $M(x)$, resulting in $x^2M^2(x)$. A vertical initial movement can be represented by $xM(x)$, as discussed in previous sections. A horizontal move would have to attain one x or two x 's for the two horizontal movements it needs to make to have the same value as an up and down movement. This yields a total value of $xM(x)$ after an initial horizontal movement. Combining these three possibilities, the movements of $M(x)$ based on the first movement yield the function:

$$M(x) = 1 + xM(x) + x^2M^2(x) \quad (12)$$

$M(x)$ can be subtracted from both sides, creating a quadratic function that can be solved using the quadratic formula, yielding Equation 7 as seen in Section 1:

$$M(x) = \frac{1 - x - \sqrt{1 - 2x - 3x^2}}{2x^2} \quad (7)$$

□

3 Recursions

After analyzing the paths produced in Section 1, we recognized that the terms on the first row along the x -axis were the coefficients of Catalan, Schröder, and Motzkin sequences, respectively. Upon further investigation, a pattern became apparent where, for example, the second row of coefficients is produced when the sequence from the first row was raised to the

second power, and so on. This pattern also held for Pascal's Triangle.

A generalized recursion was constructed to determine the coefficients that will appear when any two or more rows (sequences) are multiplied together. Here $G(x)$, also denoted G , represents a generalized case. The short notations for Catalan, Schröder, and Motzkin numbers will be used in this section, if necessary, to prevent confusion. The recursion works as follows:

$$G_k = x^k \cdot G^{k+1}$$

Here, the index begins at 0, meaning the very bottom row is denoted as row zero. Hence, $G_0 = G$. Overall, it was found that the subsequent rows are shifted by a power of x ; for example, G_2 would be x^2 multiplied by the sequence at row zero, cubed, i.e. $x^2 \cdot (G_0)^3$, which equals $x^2 \cdot G^3$. This generalized recursion case will be proven for each set of numbers below.

3.1 Catalan Numbers

The primary observation in relation to the numbers generated by the Dyck path, or the number of paths it takes to get to a specific point, can be represented by the recursive equation:

$$C_k = xC_{k-1} + C_{k+1} \tag{13}$$

This states that each value on any path is found by adding the values at the other end of the leftward $(1, 1)$ and $(1, -1)$ vectors, not neglecting the x that is attained along the upward vector. It can then be observed in the first two rows of C that they differ only by 1. We denote the n^{th} row of the Cartesian plane on which the Dyck paths lie by C_n . Thus, this observation yields the equation:

$$C_0 = 1 + C_1 \tag{14}$$

Equation 9 can be solved for xC^2 to yield

$$xC^2 = C - 1$$

which will be used alongside Equation 13 and 14 to prove that

$$C_k = x^k \cdot (C_0)^{k+1} \tag{15}$$

Proof. Let C_k represent the horizontal rows of the first quadrant of the coordinate plane. We want to show that equation 15 is true for all positive integers, k .

Base Case: When $k = 0$, it is true that $C_0 = x^0 \cdot (C_0)^1$.

Thus, we can move on to the inductive step of the proof to show that equation 15 is true for $k + 1$.

Inductive Step

Assume:

$$\begin{aligned}C_{k-1} &= x^{k-1} \cdot (C_0)^k \\C_k &= x^k \cdot (C_0)^{k+1}\end{aligned}$$

Need:

$$C_{k+1} = x^{k+1} \cdot (C_0)^{k+2}$$

Solving equation 13 for C_{k+1} yields:

$$C_{k+1} = C_k - xC_{k-1}$$

From Equation 15 and our assumption, we can replace the right-hand side with:

$$\begin{aligned}C_{k+1} &= x^k \cdot (C_0)^{k+1} - x \cdot [x^{k-1}(C_0)^k] \\C_{k+1} &= x^k \cdot (C_0)^{k+1} - x^k \cdot (C_0)^k\end{aligned}$$

Factoring, we get

$$C_{k+1} = x^k (C_0)^k \cdot (C_0 - 1)$$

From Equation 9, we know that:

$$x(C_0)^2 = C_0 - 1$$

Therefore,

$$\begin{aligned}C_{k+1} &= x^k (C_0)^k \cdot [x(C_0)^2] \\C_{k+1} &= x^{k+1} \cdot (C_0)^{k+2} \\C_{k+1} &= x^{k+1} \cdot C_0^{k+2}\end{aligned}$$

Thus, Equation 15 holds true for all integers $k \geq 0$. □

3.2 Schröder Numbers

The primary observation in relation to the numbers generated by the large Schröder path, or the number of paths it takes to get to a point, can be represented with the recursive equation:

$$S_k(x) = S_k = xS_{k-1} + xS_k + S_{k+1} \tag{16}$$

This means that each value on any path is found by adding the values at the other end of the leftward $(1, 1)$, $(1, -1)$, and $(2, 0)$ vectors, not neglecting the x that is attained along the upward and horizontal vector. As the small Schröder numbers do not have the level steps on the x -axis, this recursive pattern does not work for them in the same way. So we will continue with the large Schröder numbers only for this proof. We will begin with Equations 10 and 16 to prove that a similar pattern of recursion exists for Schröder numbers:

$$S_k = x^k \cdot (S_0)^{k+1} \quad (17)$$

Proof. Let S_k represent the horizontal rows of the first quadrant of the coordinate plane. We want to show that equation 17 is true for all positive integers, k .

Base Case: When $k = 0$, it is true that $S_0 = x^0 \cdot (S_0)^1$.

Thus, we can move on to the inductive step of the proof to show that equation 17 is true for $k + 1$.

Inductive Step

Assume:

$$\begin{aligned} S_{k-1} &= x^{k-1} \cdot (S_0)^k \\ S_k &= x^k \cdot (S_0)^{k+1} \end{aligned}$$

Need:

$$S_{k+1} = x^{k+1} \cdot (S_0)^{k+2}$$

Solving equation 16 for S_{k+1} yields:

$$S_{k+1} = S_k - xS_k - xS_{k-1}$$

From Equation 17 and the assumption, the right-hand side can be replaced with:

$$\begin{aligned} S_{k+1} &= x^k \cdot (S_0)^{k+1} - x \cdot [x^k (S_0)^{k+1}] - x \cdot [x^{k-1} (S_0)^k] \\ S_{k+1} &= x^k \cdot (S_0)^{k+1} - x^{k+1} \cdot (S_0)^{k+1} - x^k \cdot (S_0)^k \end{aligned}$$

Factoring yields

$$S_{k+1} = x^k (S_0)^k \cdot (S_0 - xS_0 - 1)$$

From Equation 10, it is known that:

$$x(S_0)^2 = S_0 - xS_0 - 1$$

Therefore,

$$\begin{aligned} S_{k+1} &= x^k (S_0)^k \cdot [x(S_0)^2] \\ S_{k+1} &= x^{k+1} \cdot (S_0)^{k+2} \\ S_{k+1} &= x^{k+1} \cdot S^{k+2} \end{aligned}$$

Thus, Equation 17 holds true for all integers $k \geq 0$. □

3.3 Motzkin Numbers

The primary observation of the numbers generated by the Motzkin path, or the number of paths it takes to get to a point, can be represented with the recursive equation:

$$M_k = xM_{k-1} + xM_k + xM_{k+1} \tag{18}$$

This represents each value on any path that is found by adding the values at the other end of the leftward $(1, 1)$, $(1, -1)$, and $(1, 0)$ vectors, not neglecting the x that is attained along the upward, downward, and horizontal vectors. We will use Equation 12 to prove that a similar pattern of recursion exists for Motzkin numbers:

$$M_k = x^k \cdot (M_0)^{k+1} \tag{19}$$

Proof. Let M_k represent the horizontal rows of the first quadrant of the coordinate plane. We want to show that equation is true for all positive integers, k .

Base Case: When $k = 0$, it is true that $M_0 = x^0 \cdot (M_0)^1$

Thus, we can move on to the inductive step of the proof to show that equation 19 is true for $k + 1$.

Inductive Step

Assume:

$$\begin{aligned} M_{k-1} &= x^{k-1} \cdot (M_0)^k \\ M_k &= x^k \cdot (M_0)^{k+1} \end{aligned}$$

Need:

$$M_{k+1} = x^{k+1} \cdot (M_0)^{k+2}$$

Solving equation 18 for xM_{k+1} yields:

$$xM_{k+1} = M_k - xM_k - xM_{k-1}$$

From Equation 19 and the assumption, the right-hand side of the equation can be replaced with:

$$\begin{aligned} xM_{k+1} &= x^k \cdot (M_0)^{k+1} - x \cdot [x^k (M_0)^{k+1}] - x \cdot [x^{k-1} (M_0)^k] \\ xM_{k+1} &= x^k \cdot (M_0)^{k+1} - x^{k+1} \cdot (M_0)^{k+1} - x^k \cdot (M_0)^k \end{aligned}$$

Factoring yields

$$xM_{k+1} = x^k (M_0)^k \cdot [M_0 - xM_0 - 1]$$

From Equation 12, it is known that:

$$x^2 (M_0)^2 = M_0 - xM_0 - 1$$

Therefore,

$$\begin{aligned} xM_{k+1} &= x^k (M_0)^k \cdot [x^2 (M_0)^2] \\ xM_{k+1} &= x^{k+2} \cdot (M_0)^{k+2} \end{aligned}$$

Dividing by x on both sides gives:

$$\begin{aligned} M^{k+1} &= x^{k+1} \cdot (M_0)^{k+2} \\ M^{k+1} &= x^{k+1} \cdot M^{k+2} \end{aligned}$$

Thus, Equation 19 holds true for all integers $k \geq 0$. □

Now, the generating functions and recursive patterns for Catalan, Motzkin and Schröder numbers can be combined to describe the relationship between these sequences and Pascal's Triangle.

4 Riordan Matrices

A Riordan matrix is an infinite lower triangular matrix, where the first column is comprised of a function $g(x)$ and each subsequent column has generating function $g(x) \cdot f^k(x)$, where k is the column number, starting with index 0. Pascal's Triangle written as a lower triangular matrix is a Riordan matrix, with the respective generating function:

$$g(x) = \frac{1}{1-x}$$

for the first column and

$$(g(x), f(x)) = \left(\frac{1}{1-x}, \frac{x}{1-x} \right)$$

for each of the following columns.

$$P = \begin{bmatrix} 1 & 0 & 0 & 0 & 0 & 0 \\ 1 & 1 & 0 & 0 & 0 & 0 \\ 1 & 2 & 1 & 0 & 0 & 0 \\ 1 & 3 & 3 & 1 & 0 & 0 & \dots \\ 1 & 4 & 6 & 4 & 1 & 0 \\ 1 & 5 & 10 & 10 & 5 & 1 \\ & & & \dots & & & \end{bmatrix}$$

A relationship between Pascal's Triangle, denoted P , and the large Schröder and Motzkin numbers can be seen with respect to their level steps. Since Catalan numbers do not have level steps and small Schröder numbers do not follow the recursive pattern, they will not be discussed in this section. Large Schröder and Motzkin numbers can be adjusted to have n -level steps where for each horizontal step, there are n choices on how to get to the next point. This will be denoted at S_n and M_n , respectively. This changes the outcome of the number of paths possible to get to a certain point as instead of there being one level step, there can be n amount of level steps. A new relationship arises out of this, where:

$$PM_n = M_{n+1} \tag{20}$$

and, similarly, if Pascal's Triangle is raised to the n^{th} power in matrix form:

$$P^n M = M_{n+1} \tag{21}$$

This pattern also holds for S_n . These four equations will be proven throughout this section.

4.1 Step 1: n-colored Level Steps

In order to define the relationship found between Pascal's Triangle and the n-colored level steps for both Schröder and Motzkin numbers, the generating functions for S_n and M_n must first be found.

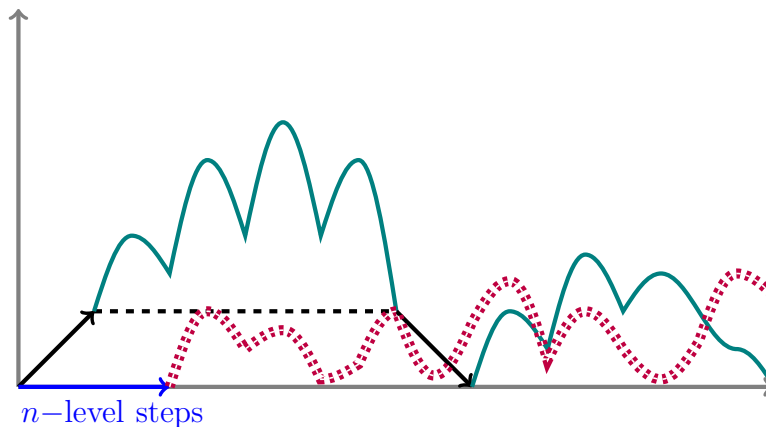


Figure 10: First Returns of S_n

Proof. Analyzing the large Schröder numbers with n -level steps, it can be seen that the movements from the origin will either be none, in which case the resulting value is 1, or the movement will be horizontal across the n possible $(2,0)$ vectors, or along the $(1,1)$ vector. A horizontal move would have to attain one x to have the same value as an up and down movement and because there are n -level steps, the function also attains an n . Once that movement is made, there are then all the possibilities of $S_n(x)$. This yields a total value of $nxS_n(x)$ for an initial horizontal movement. If the path first takes an upward level step, it follows the same pattern it would have made as the original large Schröder numbers. Combining these possibilities, the movement of $S_n(x)$ can be separated by this first movement, thus, the first full return is notated as the following:

$$S_n(x) = 1 + nxS_n(x) + xS_n(x) \cdot S_n(x)$$

$$S_n(x) = 1 + nxS_n(x) + xS_n^2(x) \tag{22}$$

Using the quadratic formula yields the generating function for n -colored level steps for Schröder numbers:

$$S_n(x) = \frac{1 - nx - \sqrt{(nx)^2 - (2n + 4)x + 1}}{2x} \tag{23}$$

□

The generating function $M_n(x)$ can also be created by considering the possible steps it may take from the origin. When we consider the upward and lateral moves that lead to different values, it must be seen as a step from x^n to x^{n+1} .

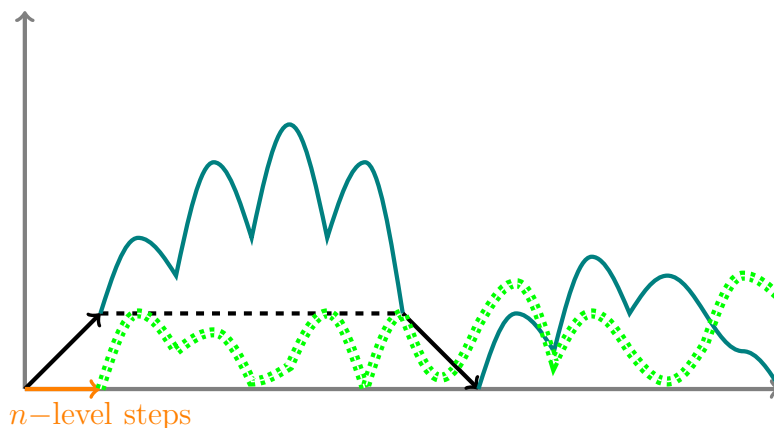


Figure 11: First Returns of M_n

Proof. This will follow a similar pattern to the original Motzkin numbers, save that the horizontal movement will also gain an n for the n -colored level steps. Once one movement is made, there are then all the possibilities of $M_n(x)$. However, a horizontal movement will be able to continue on any random path of $M_n(x)$ at both $(1, 0)$ and $(2, 0)$. The next possibility is a vertical movement up the $(1, 1)$ vector which will pick up an x^2 to make up for both the up and down step and then it will continue on a random path before coming back to the x -axis and continuing on another random path resulting in $x^2M^2(x)$. Combining these three possibilities, the movements of $M_n(x)$ can be separated by this first movement, giving the function:

$$M_n(x) = 1 + nxM(x) + x^2M^2(x) \quad (24)$$

$M_n(x)$ can be subtracted from both sides, creating a quadratic function that can be solved using the quadratic formula, yielding:

$$M_n(x) = \frac{1 - nx - \sqrt{x^2(n^2 - 4) - 2nx + 1}}{2x^2} \quad (25)$$

□

Now that $S_n(x)$ and $M_n(x)$ have been proven, they must also be proven for all cases, including $n + 1$, which will be shown in the next section.

4.2 Step 2: Inductive Reasoning for $n+1$ Level Steps

The next step in proving the relationship between Pascal's Triangle and Schröder and Motzkin numbers is to prove the n -level steps case for $n + 1$ level steps. The purpose behind this is to show that Equations 23 and 25 hold for any number of level steps so that there is proof for what the $n + 1$ generating function should be when S_n and M_n are multiplied by Pascal's Triangle. Below is the Inductive Proof for Schröder Numbers:

Proof. For the following proof, let $S_n = S_n(x)$.
Beginning with Equation 22:

$$S_n(x) = xS_n(x)^2 + nxS_n(x) + 1$$

Recall that the use of the quadratic formula yields Equation 23:

$$S_n(x) = \frac{1 - nx - \sqrt{(nx)^2 - x(2n + 4) + 1}}{2x}$$

We know the following equation to be true due to the recursive pattern that has been proven to exist for the Schröder Numbers:

$$S_n = S_{n+1} + xS_{n-1} + nxS_n$$

So when $S_n = S_0$, the previous formula would imply that $S_0(x) = 1$. Continuing with the case $n=0$ yields the equation

$$xS_n(x)^2 + nxS_n(x) + 1 = 1 + nxS_n + S_{n+1}$$

Two terms cancel, leaving only

$$xS_n(x)^2 = S_{n+1}$$

Thus, $S_1 = xS_0(x)^2$ and the base case is proven.

Inductive Step

Assume:

$$S_n(x) = x^n S^{n+1}$$

$$S_{n-1}(x) = x^{n-1} S^n$$

Need:

$$S_{n+1}(x) = x^{n+1} S^{n+2} \tag{26}$$

The equation

$$S_n = S_{n+1} + xS_{n-1} + nxS_n$$

can be solved for S_{n+1} and factored by S_n to yield

$$S_{n+1} = S_n(1 - nx) - xS_{n-1}$$

Using the initial assumptions, this becomes

$$S_{n+1} = x^n S^{n+1}(1 - nx) - x(x^{n-1} S^n)$$

Distribution leads to:

$$S_{n+1} = x^n S^{n+1} - nx^{n+1} S^{n+1} - (x^n S^n)$$

This can be factored, yielding

$$S_{n+1} = x^n S^n (S - nxS - 1)$$

Equation 22 can be used to replace the parenthesis terms with xS_n^2 so that

$$S_{n+1} = x^n S^n (xS_n^2)$$

Rearranging the exponents yields the desired result, proving Equation 26 to be true based on the initial assumptions.

$$S_{n+1} = X^{n+1} S_n^{n+1}$$

□

Below is the inductive proof for the Motzkin numbers.

Proof. For the following proof, let $M_n = M_n(x)$
Beginning with Equation 24:

$$M_n(x) = x^2 M_n(x)^2 + nxM_n(x) + 1$$

Recall that the use of the quadratic formula yields Equation 25:

$$M_n(x) = \frac{1 - nx - \sqrt{x^2(n^2 - 4) - 2nx + 1}}{2x^2}$$

We know the following equation to be true due to the recursive pattern that has been proven to exist for the Motzkin Numbers:

$$M_n = xM_{n+1} + xM_{n-1} + nxM_n$$

So when $M_n = M_0$ the previous formula would imply that $M_0(x) = 1 + nxM_0 + xM_1$ This can be set equal to Equation 24

$$1 + nxM_0 + xM_1 = x^2 M_n^2 + nxM_n + 1$$

Two terms cancel, leaving only

$$M_1 = xM_n^2$$

Thus, the base case is proven.

Inductive Step

Assume:

$$M_n = x^n M^{n+1}$$

$$M_{n-1} = x^{n-1} M^n$$

Need:

$$M_{n+1}(x) = x^{n+1} M^{n+2} \tag{27}$$

The equation

$$M_n = xM_{n+1} + xM_{n-1} + nxM_n$$

can be solved for xM_{n+1} to yield

$$xM_{n+1} = xM_{n+1} + xM_{n-1} + mxM_n$$

Using the initial assumptions to replace M_n and M_{n-1} , this becomes

$$xM_{n+1} = xM^{n+1} - nx(x^n M^{n+1}) - x(x^{n-1} M^n)$$

Distribution leads to:

$$xM_{n+1} = x^n(M^{n+1} - mxM^{n+1} - M^n)$$

This can be factored, yielding

$$xM_{n+1} = x^n M^n (M - nxM - 1)$$

Equation 24 can be used to replace the parenthesis terms with x^2M^2 so that

$$xM_{n+1} = x^n M^n (x^2M^2)$$

Both sides can be divided by x , giving the desired result and proving Equation 27 to be true based on the initial assumptions.

$$M_{n+1} = x^{n+1}M^{n+2}$$

□

4.3 Step 3: Proving Pascal's Triangle to the nth Power

In order to continue proving the relationship discovered above, it is necessary to understand what Pascal's Triangle to the n th power would be, and prove it for all cases, including $n + 1$. Below is the inductive proof for Pascal's Triangle with $n + 1$ rows.

Proof. First, we begin with Pascal's Triangle written as a generating function with multiplicative factors.

$$P = \left(\frac{1}{1-x}, \frac{x}{1-x} \right)$$

Therefore, for P^n , the generating function with multiplicative factors becomes:

$$P^n = \left(\frac{1}{1-nx}, \frac{x}{1-nx} \right)$$

Now, the inductive proof can be done:

Base Case: When $n = 0$, it is true that $P^0 = \begin{bmatrix} 1 \\ 1 \\ \vdots \\ 1 \end{bmatrix}$

Thus, we can move on to the inductive step of the proof to show that it is true for $n + 1$.

Inductive Step

Assume:

$$P^n = \left(\frac{1}{1-nx}, \frac{x}{1-nx} \right)$$

Need:

$$P^{n+1} = \left(\frac{1}{1 - (n+1)x}, \frac{x}{1 - (n+1)x} \right)$$

The method to solving this through induction will be to use a Riordan Matrix, which is defined below:

$$(g, f) * (h, l) = (g \cdot h(f), l(f))$$

In terms of Pascal's Triangle:

$$P * P^n = P^{n+1}$$

That is, we want to solve:

$$\left(\frac{1}{1-x}, \frac{x}{1-x} \right) * \left(\frac{1}{1-nx}, \frac{x}{1-nx} \right)$$

From this Riordan Array, the first part $g \cdot h(f)$ can be solved:

$$g \cdot h(f) = \frac{1}{1-x} \cdot \left(\frac{1}{1 - n\left(\frac{x}{1-x}\right)} \right)$$

Simplifying yields:

$$g \cdot h(f) = \frac{1}{1-x} \cdot \left(\frac{1-x}{1-x-nx} \right)$$

Further simplification gives the equation:

$$g \cdot h(f) = \frac{1}{1-x(n+1)}$$

Next, $l(f)$ can be calculated:

$$l(f) = \frac{\frac{x}{1-x}}{1 - n\left(\frac{x}{1-x}\right)}$$

Simplifying that fully yields:

$$l(f) = \frac{x}{1-x(n+1)}$$

Written as a Riordan Matrix, it reads:

$$\left(g \cdot h(f), l(f) \right) = \left(\frac{1}{1-x(n+1)}, \frac{x}{1-x(n+1)} \right)$$

Thus, P^{n+1} is true based on the previous assumptions. □

4.4 Step 4: Proving the Relationship

In this section, the relationship found between Pascal's Triangle and the Schröder and Motzkin Numbers will be proved. This relationship will define what happens when Pascal's Triangle, as a Riordan Matrix, is multiplied by the Schröder or Motzkin numbers with n -level steps or vice versa, if we raise Pascal's Triangle to n^{th} power and multiply it by the original Schröder or Motzkin numbers. First, Equation 20 will be proven to be true.

$$PM_n = M_{n+1}$$

Proof. To prove this relationship, the Riordan Matrix mentioned in the previous section will be used:

$$(g, f) * (h, l) = (g \cdot h(f), l(f))$$

In the end, we want M_{n+1} in the form of a Riordan Matrix, where the generating function, and its' multiplicative factor are given. This is why M_n and its recursive property were proven in the previous section, in order to know what this process should yield.

Therefore, $M_{n+1}(x) =$

$$\left(\frac{1 - (n+1)x - \sqrt{x^2((n+1)^2 - 4) - 2x(n+1) + 1}}{2x^2}, \frac{1 - (n+1)x - \sqrt{x^2((n+1)^2 - 4) - 2x(n+1) + 1}}{2x} \right)$$

We will be multiplying:

$$P * M_n = \left(\frac{1}{1-x}, \frac{x}{1-x} \right) * \left(\frac{1 - nx - \sqrt{x^2(n^2 - 4) - 2nx + 1}}{2x^2}, \frac{1 - nx - \sqrt{x^2(n^2 - 4) - 2nx + 1}}{2x} \right)$$

Now, solving for $g \cdot h(f)$:

$$\frac{1}{1-x} \cdot \left(\frac{1 - n\left(\frac{x}{1-x}\right) - \sqrt{\left(\frac{x}{1-x}\right)^2(n^2 - 4) - 2n\left(\frac{x}{1-x}\right) + 1}}{2\left(\frac{x}{1-x}\right)^2} \right)$$

Simplifying yields:

$$\begin{aligned} &= \left(\frac{1}{1-x} \right) \cdot \left(\frac{1 - x - nx - \sqrt{x^2(n^2 - 4) - 2nx(1-x) + (1-x)^2}}{1-x} \right) \cdot \left(\frac{(1-x)^2}{2x^2} \right) \\ &= \frac{1 - (n+1)x - \sqrt{x^2(n^2 + 2n - 3) - 2x(n+1) + 1}}{2x^2} \\ &= \frac{1 - (n+1)x - \sqrt{x^2((n+1)^2 - 4) - 2x(n+1) + 1}}{2x^2} \end{aligned}$$

This is the desired result for Part 1. Next, $l(f)$ must be proven:

$$\frac{1 - n\left(\frac{x}{1-x}\right) - \sqrt{\left(\frac{x}{1-x}\right)^2(n^2 - 4) - 2n\left(\frac{x}{1-x}\right) + 1}}{2\left(\frac{x}{1-x}\right)}$$

Simplifying, yields:

$$\begin{aligned} &= \frac{1-x}{2x} \cdot \left(\frac{1-x-nx - \sqrt{x^2(n^2-4) - 2nx(1-x) + (1-x)^2}}{1-x} \right) \\ &= \frac{1-(n+1)x - \sqrt{x^2(n^2-4+2n+1) - 2x(n+1) + 1}}{2x} \\ &= \frac{1-(n+1)x - \sqrt{x^2((n+1)^2-4) - 2x(n+1) + 1}}{2x} \end{aligned}$$

This is the desired result. Therefore, $PM_n = M_{n+1}$. \square

Next, the relationship from Equation 21 will be proven and it will be shown that the same answer is produced with $P^n M$.

Proof. First, we start with:

$$P^n * M = \left(\frac{1}{1-nx}, \frac{x}{1-nx} \right) * \left(\frac{1-x-\sqrt{1-2x-3x^2}}{2x^2}, \frac{1-x-\sqrt{1-2x-3x^2}}{2x} \right)$$

Next, we use the Riordan Matrix Method to prove $g \cdot h(f)$:

$$= \frac{1}{1-nx} \cdot \left(\frac{1 - \left(\frac{x}{1-nx}\right) - \sqrt{1 - 2\left(\frac{x}{1-nx}\right) - 3\left(\frac{x}{1-nx}\right)^2}}{2\left(\frac{x}{1-nx}\right)^2} \right)$$

Simplifying yields:

$$\begin{aligned} &= \left(\frac{1}{1-nx} \right) \cdot \left(\frac{1-x-nx - \sqrt{(1-nx)^2 - 2x(1-nx) - 3x^2}}{1-nx} \right) \cdot \left(\frac{(1-nx)^2}{2x^2} \right) \\ &= \frac{1-(n+1)x - \sqrt{x^2(n^2+2n-3) - 2x(n+1) + 1}}{2x^2} \end{aligned}$$

$$= \frac{1 - (n+1)x - \sqrt{x^2((n+1)^2 - 4) - 2x(n+1) + 1}}{2x^2}$$

Next, we prove $l(f)$:

$$= \frac{1 - \left(\frac{x}{1-nx}\right) - \sqrt{1 - 2\left(\frac{x}{1-nx}\right) - 3\left(\frac{x}{1-nx}\right)^2}}{2\left(\frac{x}{1-nx}\right)}$$

Simplifying yields:

$$\begin{aligned} &= \frac{1-nx}{2x} \cdot \frac{1-x-nx - \sqrt{(1-nx)^2 - 2x(1-nx) - 3x^2}}{1-nx} \\ &= \frac{1 - (n+1)x - \sqrt{x^2(n^2 + 2n - 3) - 2x(n+1) + 1}}{2x} \\ &= \frac{1 - (n+1)x - \sqrt{x^2((n+1)^2 - 4) - 2x(n+1) + 1}}{2x} \end{aligned}$$

□

This is the desired result. Therefore, $P^n M = M_{n+1}$.

5 Conclusion

There is a relationship found between different random walks and Pascal's Triangle as can be seen through the last section. These combinatoric patterns have been found through multiple methods in the past, but this paper shows the overarching method that they are all connected to. From first returns and generating functions to Riordan matrices and Pascal's Triangle, we discovered patterns that led us to develop more questions. These numbers and patterns have applications in counting and coding, which is why we wanted to further explore them.

Later, we will explore the effect that using multicolored vectors rather than uni-colored vectors will have on Catalan, Schröder, and Motzkin sequences, and we will investigate the average returns for these number sequences.

6 Acknowledgements

This research is made possible by the generous support of the National Security Agency (NSA), Mathematical Association of America (MAA), National Science Foundation (NSF) grant DMS-1560332 administered through the American Statistical Association (ASA), Delta Kappa Gamma Educational Foundation, and Morgan State University.

References

- [1] *S. Getu, L. Shapiro, W.-J. Woan, L. C. Woodson*, The Riordan group, *Discrete Applied Mathematics* Vol. 34.1 (1991), 229-239
- [2] *P. Peart, L. Woodson*, Triple factorization of some Riordan matrices, *The Fibonacci Quart.* Vol. 31 (1339), 121-128
- [3] *S. Getu, L. W. Shapiro, L. C. Woodson, W.-J. Woan*, How to guess a generating function, *SIAM Journal on Discrete Mathematics* Vol. 5.4 (1992)
- [4] *M. Aigner*, *Combinatorial Theory*, Springer (2013), ISBN 978-3-540-61787-7
- [5] *R. Stanley*, *Enumerative Combinatorics*, Cambridge University Press Vol. 2 (1999), ISBN 978-0-521-56069-1
- [6] *R. Stanley*, *Catalan Numbers*, Massachusetts Institute of Technology (2015), ISBN 978-1-107-07509-2
- [7] *Sloane's Online Encyclopedia of Integer Sequences*, <http://oeis.org/>